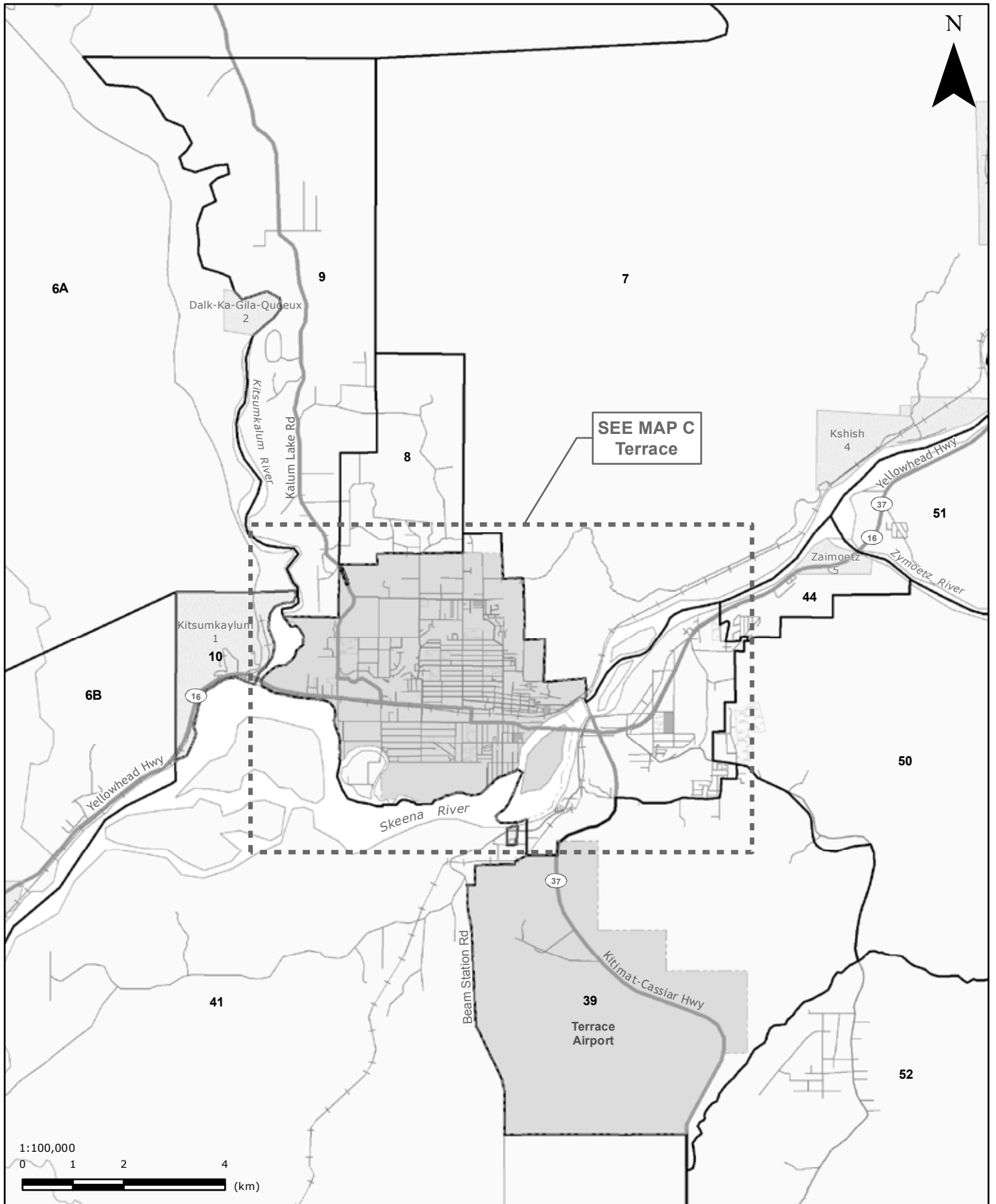
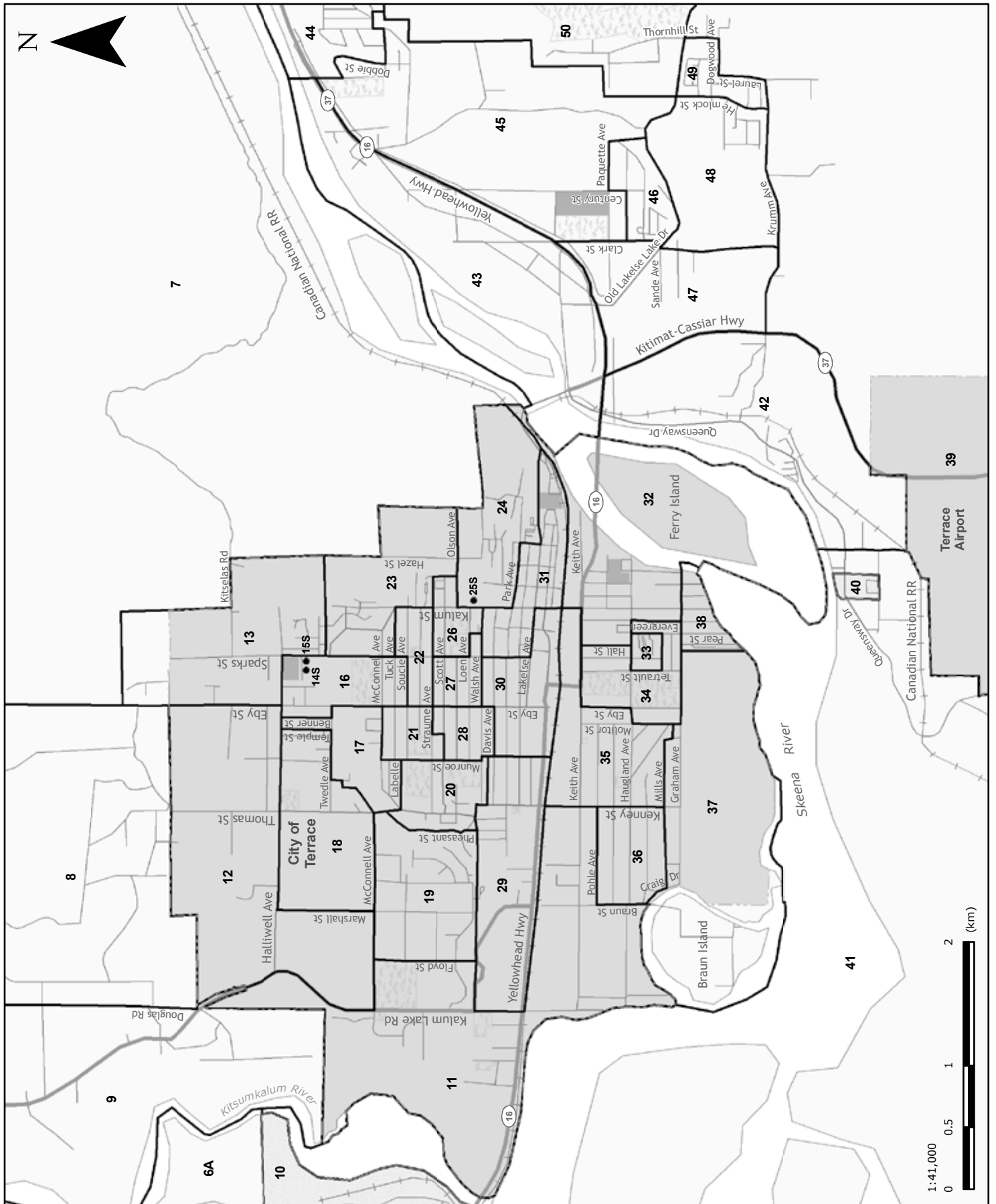
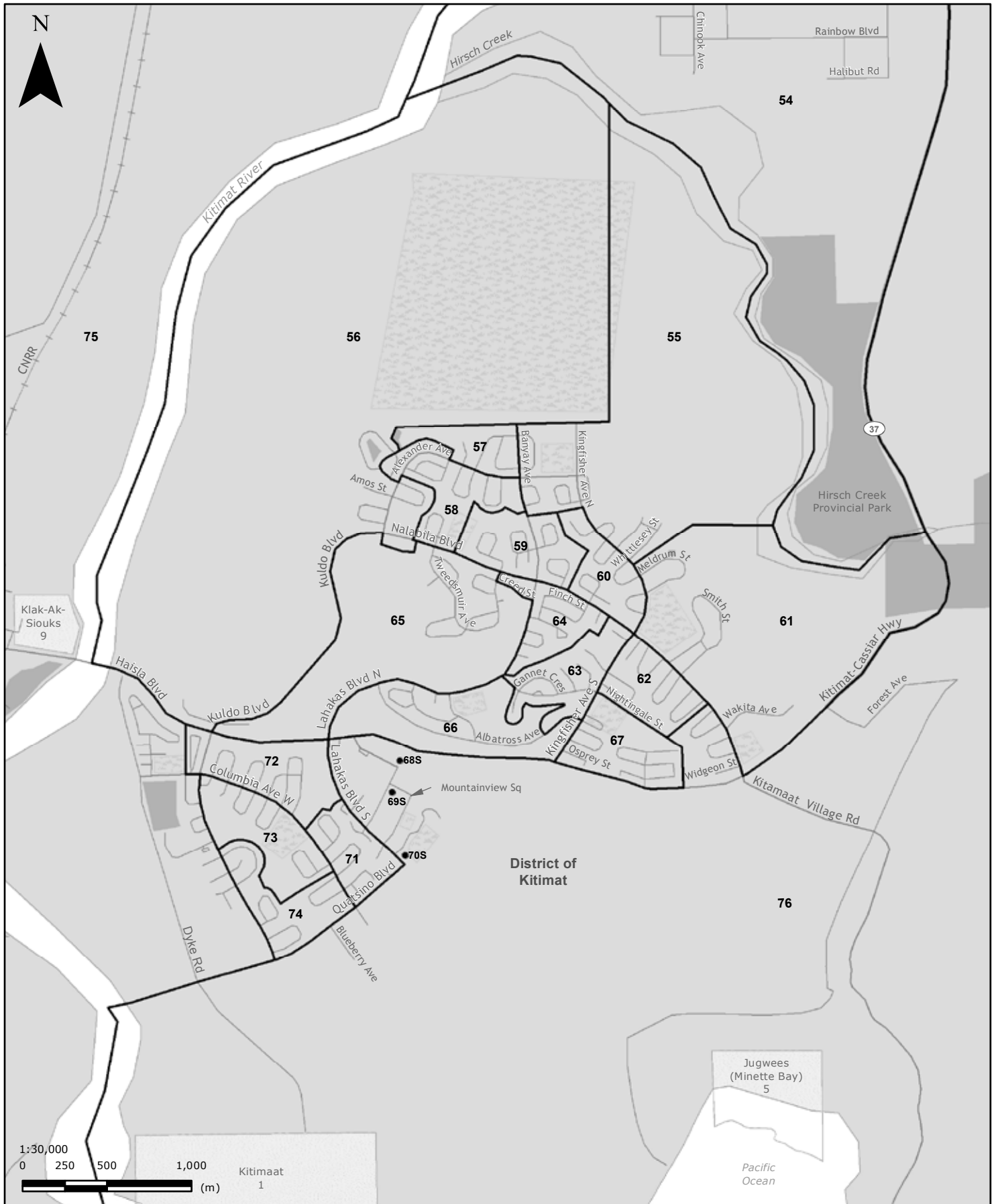


Skeena (SKE)
MAP B - Terrace and Area







	Robin Austin	Mike Brousseau	Trevor Hendry	Carol Joan Leclerc	Total valid votes	Rejected ballots	Registered voters
	NDP	CP	BCP	LIB			
Advance voting							
Terrace Elks Hall	764	117	22	771	1,674	4	
New Aiyansh Arts & Cultural Centre	72	0	3	6	81	0	
Skeena District Electoral Office	339	50	16	275	680	2	
General voting							
Voting area							
1	109	0	8	11	128	0	236
2	113	2	2	13	130	0	334
3	60	0	4	8	72	0	129
4	77	0	3	6	86	0	295
5	75	3	0	4	82	0	210
6A	32	4	0	14	50	0	80
6B	12	2	0	16	30	0	102
7	106	12	4	31	153	2	275
8	37	10	3	37	87	0	193
9	25	14	6	59	104	0	292
10	107	4	0	11	122	0	203
11	57	7	2	70	136	1	335
12	47	9	1	82	139	1	339
13	55	9	2	65	131	2	368
14S *1	21	4	6	13	44	1	23
15S *1	-	-	-	-	-	-	52
16	48	8	5	88	149	0	308
17	32	11	2	72	117	2	327
18	65	10	2	88	165	0	354
19	67	13	1	109	190	0	364
20	45	13	4	76	138	0	326
21	48	12	1	99	160	0	313
22	43	9	1	80	133	0	319
23	29	6	1	64	100	1	330
24	58	12	2	70	142	0	348
25S *1	-	-	-	-	-	-	32
26	53	9	2	42	106	1	378
27	52	8	3	50	113	0	337
28	52	10	4	76	142	0	297
29	51	11	0	45	107	0	360
30	65	4	1	41	111	0	336
31	45	5	2	31	83	1	273
32	47	9	2	46	104	2	340
33	30	6	0	32	68	0	301
34	54	13	0	48	115	1	374
35	54	6	4	51	115	2	317
36	54	11	0	51	116	1	283
37	46	8	4	55	113	0	308
38	58	9	1	40	108	1	305
39	29	12	3	45	89	0	182

Skeena (SKE)
Voting results by voting area

Statement of Votes
40th Provincial General Election
May 14, 2013

	Robin Austin	Mike Brousseau	Trevor Hendry	Carol Joan Leclerc	Total valid votes	Rejected ballots	Registered voters
Voting area (continued)	NDP	CP	BCP	LIB			
40	24	0	0	6	30	0	66
41	58	12	4	78	152	0	355
42	40	21	9	42	112	1	283
43	48	6	6	39	99	0	264
44	67	9	3	47	126	1	299
45	49	7	6	60	122	2	300
46	47	7	7	54	115	0	293
47	30	12	2	44	88	0	248
48	42	15	6	76	139	0	292
49	64	8	6	75	153	0	329
50	26	7	4	45	82	1	169
51	47	6	0	67	120	1	278
52	65	10	7	74	156	0	300
53	35	8	2	58	103	1	218
54	46	6	6	62	120	1	289
55	74	9	2	59	144	0	321
56	45	6	2	51	104	0	263
57	22	9	4	33	68	0	209
58	69	3	0	56	128	0	366
59	56	14	4	71	145	0	328
60	53	8	4	57	122	0	309
61	57	5	0	88	150	0	334
62	56	6	4	40	106	3	322
63	50	11	7	40	108	1	337
64	47	5	3	34	89	0	268
65	64	6	2	66	138	0	356
66	56	6	3	42	107	1	328
67	65	10	5	58	138	2	319
68S *2	-	-	-	-	-	-	11
69S *2	-	-	-	-	-	-	18
70S *2	15	3	1	11	30	0	23
71	43	3	2	41	89	1	316
72	61	4	3	56	124	0	293
73	55	7	4	40	106	0	273
74	54	7	4	49	114	3	330
75	58	8	3	50	119	1	283
76	65	6	2	50	123	0	329
77	126	3	0	29	158	0	367
Sub totals	5,112	735	254	4,739	10,840	45	21,164
s. 98 Special	23	4	1	21	49	2	
s. 99 Absentee - in ED	282	50	7	195	534	6	
s. 100 Absentee - out of ED	62	5	1	37	105	5	
s. 101 Absentee - advance	23	1	0	18	42	0	
s. 104 Voting in DEO office	71	2	0	62	135	6	
s. 106 Voting by mail	36	0	0	15	51	1	
Grand totals	5,609	797	263	5,087	11,756	65	21,164
% of valid votes	47.71%	6.78%	2.24%	43.27%			

Summary

Valid votes - General and advance	10,840	92.21%	Total valid votes
s. 98 Special	49	0.42%	Total valid votes
s. 99 Absentee - in ED	534	4.54%	Total valid votes
s. 100 Absentee - out of ED	105	0.89%	Total valid votes
s. 101 Absentee - advance	42	0.36%	Total valid votes
s. 104 Voting in DEO office	135	1.15%	Total valid votes
s. 106 Voting by mail	51	0.43%	Total valid votes

Total valid votes **11,756**

Rejected ballots	65	0.55%	Ballots cast
Registered voters who voted	11,821	55.85%	Registered voters

Registered voters **21,164**

Candidate elected: **Robin Austin (NDP)**

*1 Voting areas 14S, 15S and 25S combined

*2 Voting areas 68S, 69S and 70S combined