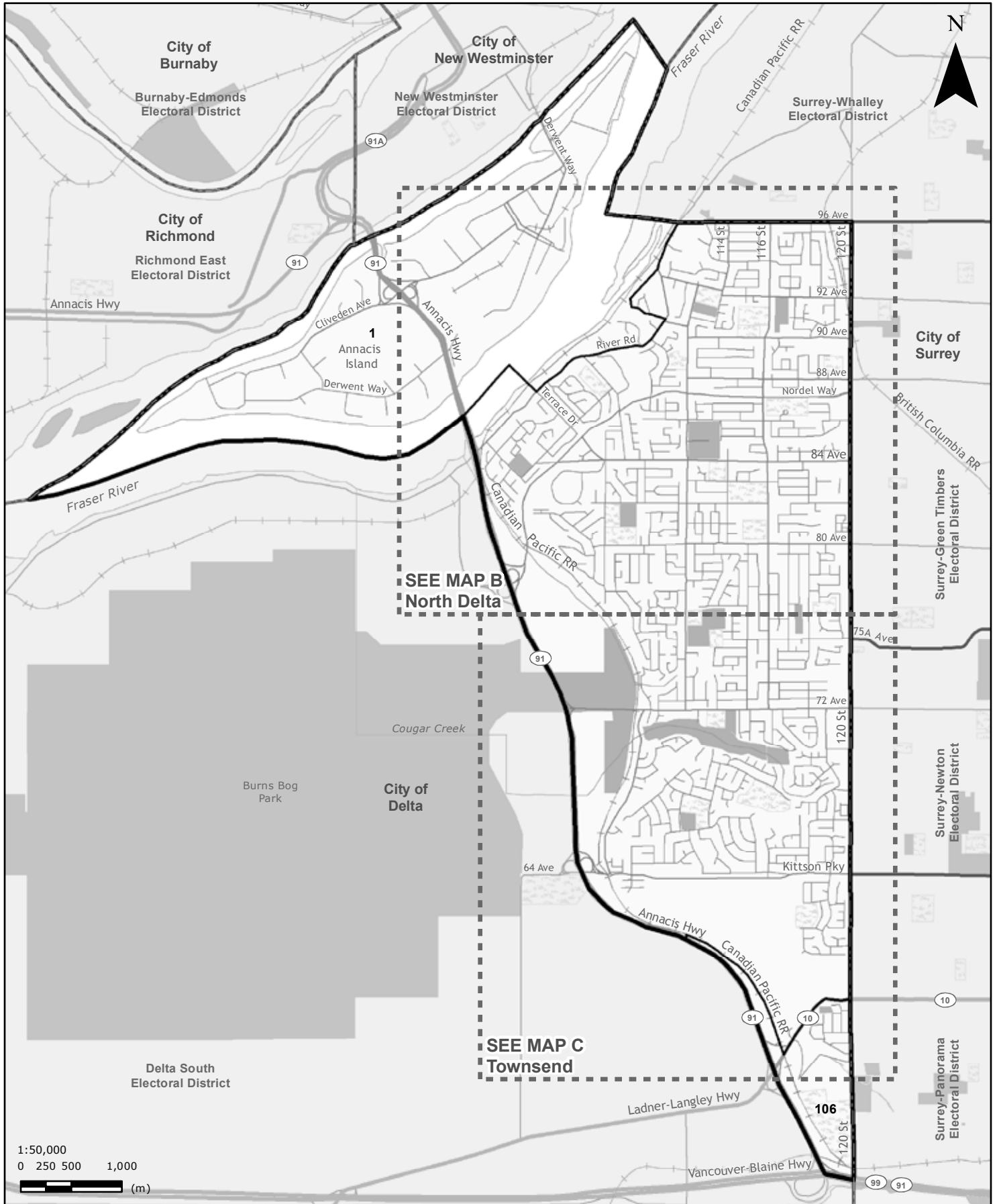
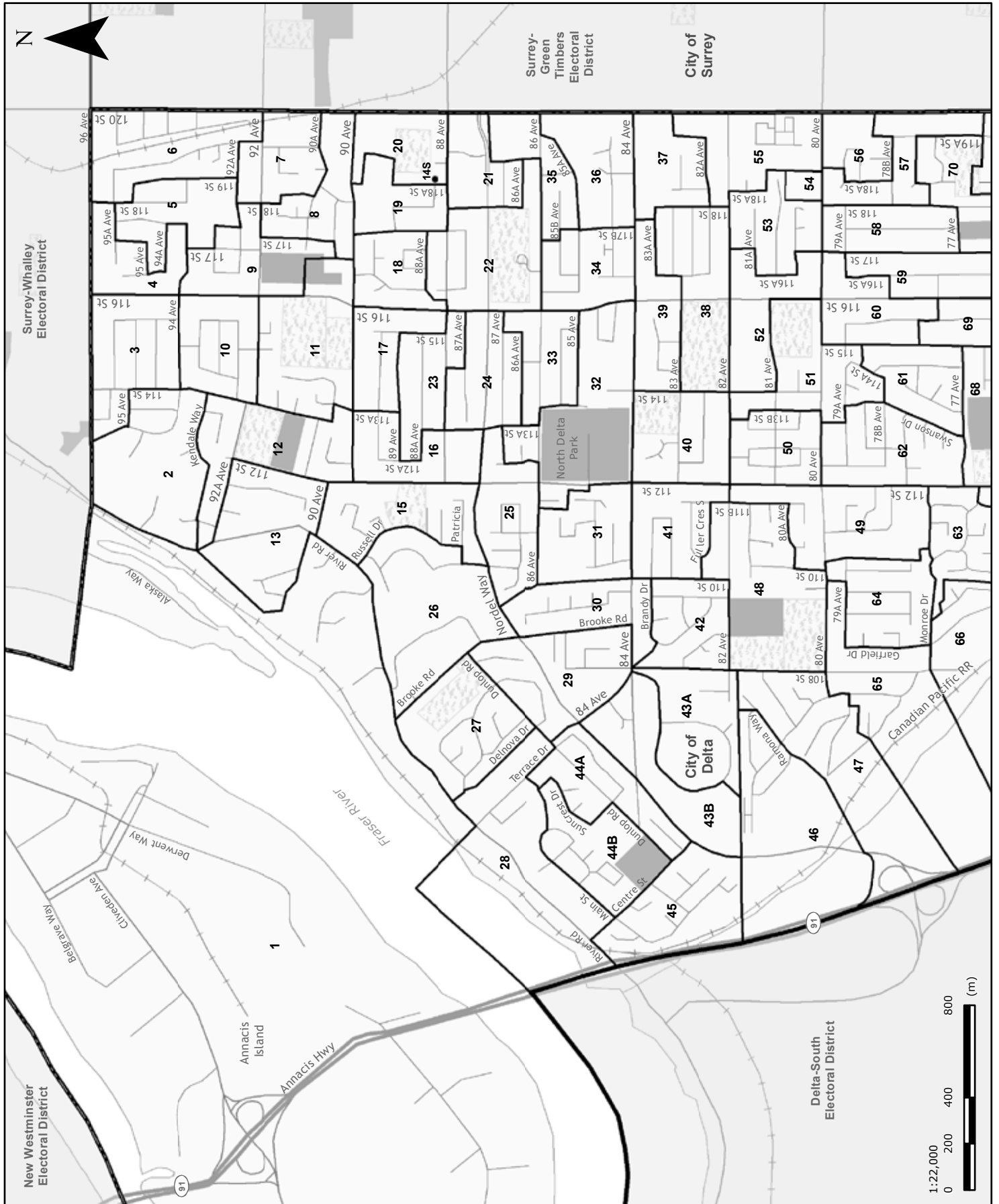


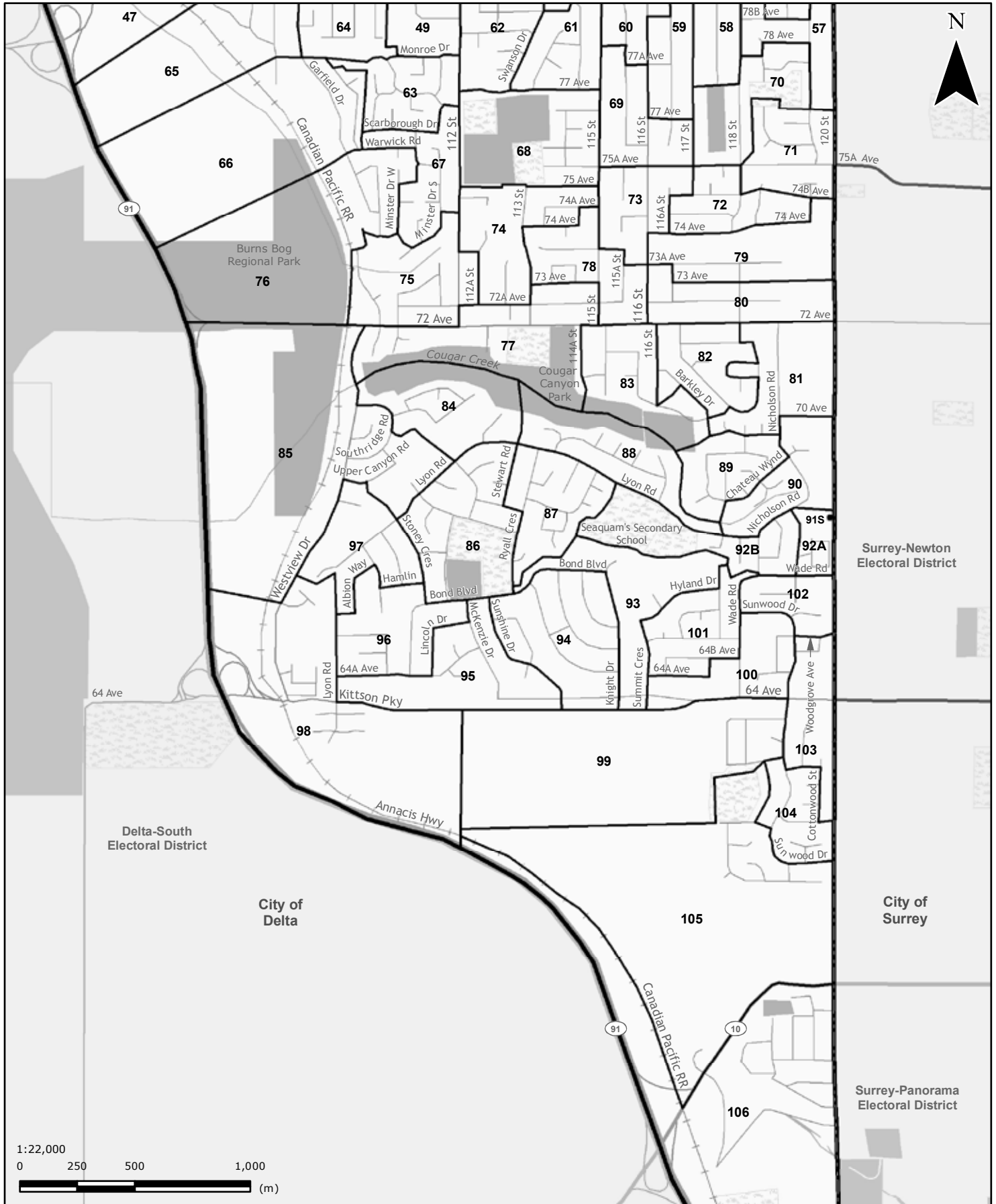
Delta North (DLN)
MAP A - Delta North Electoral District





**Delta North (DLN)
MAP C - Townsend**

Statement of Votes
40th Provincial General Election
May 14, 2013



	Sylvia Bishop	George Gidora	Scott Hamilton	Bill Marshall	Tinku Parmar	John Shrek Shavluk	Total valid votes	Rejected ballots	Registered voters
	NDP	COMM	LIB	GP	CP	IND			
Advance voting									
North Delta Evangelical Free Church	1,746	7	1,536	152	167	42	3,650	11	
General voting									
Voting area									
1	39	0	59	13	6	2	119	0	259
2	67	2	73	18	10	1	171	0	325
3	77	1	56	16	8	2	160	0	355
4	68	2	56	7	7	1	141	0	305
5	68	0	65	9	3	0	145	0	341
6	69	0	42	7	3	0	121	0	305
7	83	0	59	7	2	3	154	1	379
8	83	0	74	16	3	6	182	1	350
9	79	0	54	4	6	1	144	2	333
10	104	0	75	15	10	5	209	1	387
11	71	0	74	9	7	1	162	2	326
12	76	1	56	17	13	2	165	1	306
13	63	0	86	8	13	1	171	0	295
14S *1	-	-	-	-	-	-	-	-	20
15	62	0	65	22	9	1	159	1	374
16	70	1	42	8	7	3	131	0	304
17	67	0	68	7	2	2	146	0	308
18	70	0	55	11	11	3	150	0	332
19	58	1	40	6	10	0	115	0	351
20	34	1	39	7	7	2	90	0	251
21	46	1	37	5	6	2	97	0	300
22	99	0	52	10	12	1	174	1	367
23	53	0	65	5	7	2	132	1	311
24	65	1	51	7	7	5	136	1	363
25	41	0	41	6	8	1	97	1	312
26	62	2	70	22	7	1	164	0	334
27	63	1	98	15	11	2	190	0	329
28	80	0	79	8	7	2	176	0	336
29	68	0	113	16	6	4	207	1	420
30	59	0	45	7	6	3	120	0	319
31	54	0	56	3	9	4	126	1	318
32	73	0	59	9	6	2	149	0	385
33	91	0	51	10	5	0	157	1	353
34	98	0	55	6	5	1	165	0	344
35	103	0	52	9	6	1	171	0	346
36	63	0	47	5	8	2	125	0	360
37	82	0	51	8	1	1	143	1	342
38	94	0	43	7	5	1	150	0	351
39	67	1	48	8	2	2	128	2	328
40	62	0	54	10	9	1	136	1	295
41	59	1	61	12	5	0	138	0	348
42	50	0	55	12	5	2	124	0	308
43A	37	0	54	2	6	1	100	0	262
43B	62	2	78	5	13	1	161	0	491
44A	89	0	109	9	7	0	214	0	375

Delta North (DLN)
Voting results by voting area

Statement of Votes
40th Provincial General Election
May 14, 2013

	Sylvia Bishop	George Gidora	Scott Hamilton	Bill Marshall	Tinku Parmar	John Shrek Shavluk	Total valid votes	Rejected ballots	Registered voters
Voting area (continued)	NDP	COMM	LIB	GP	CP	IND			
44B	52	0	83	24	9	5	173	0	310
45	70	0	94	17	5	1	187	0	376
46	71	0	119	9	9	2	210	0	432
47	57	0	119	16	4	0	196	0	376
48	62	0	52	19	2	1	136	0	334
49	66	0	68	7	2	1	144	0	336
50	79	0	54	5	8	0	146	0	354
51	60	0	63	2	9	2	136	1	343
52	76	0	54	8	6	1	145	1	346
53	84	0	58	14	8	0	164	0	383
54	35	0	21	7	4	1	68	0	209
55	46	2	35	9	7	1	100	0	274
56	70	1	70	11	5	3	160	0	323
57	84	0	74	13	6	5	182	0	378
58	67	1	65	9	3	0	145	0	318
59	85	1	57	4	8	2	157	0	324
60	84	0	68	4	7	0	163	0	403
61	75	0	57	7	6	2	147	0	341
62	109	1	88	14	14	3	229	2	436
63	74	0	103	6	12	1	196	0	364
64	84	0	96	12	5	0	197	1	401
65	96	0	71	14	9	1	191	1	361
66	49	3	95	14	3	0	164	1	324
67	68	1	84	9	9	4	175	1	320
68	86	0	53	7	3	3	152	1	308
69	79	0	55	5	6	1	146	1	388
70	100	1	70	18	6	4	199	1	368
71	92	1	49	10	3	5	160	1	393
72	61	1	63	2	7	1	135	2	319
73	58	0	45	3	0	0	106	2	309
74	66	1	70	5	13	0	155	2	355
75	62	1	75	2	5	2	147	0	360
76	44	1	84	8	5	0	142	0	296
77	79	0	78	20	11	1	189	0	402
78	88	0	76	9	7	1	181	0	398
79	69	1	45	7	6	1	129	3	404
80	78	0	65	9	7	1	160	0	424
81	51	0	47	4	5	0	107	1	250
82	55	1	59	13	10	5	143	1	371
83	84	2	66	7	6	1	166	0	362
84	53	0	86	12	8	0	159	0	328
85	46	0	101	8	3	0	158	1	332
86	53	0	129	19	6	0	207	1	367
87	46	0	107	11	5	2	171	0	359
88	32	0	99	4	8	2	145	0	282
89	49	0	88	4	8	1	150	0	309
90	48	1	70	9	6	1	135	1	328
91S *1	21	2	11	0	6	1	41	1	44
92A	29	0	37	17	2	0	85	0	182
92B	36	0	47	6	7	1	97	0	234

	Sylvia Bishop	George Gidora	Scott Hamilton	Bill Marshall	Tinku Parmar	John Shrek Shavluk	Total valid votes	Rejected ballots	Registered voters
Voting area (continued)	NDP	COMM	LIB	GP	CP	IND			
93	24	0	100	5	2	1	132	0	325
94	46	0	126	12	17	2	203	1	363
95	81	2	96	18	21	1	219	0	389
96	54	0	101	10	19	1	185	0	335
97	59	0	84	14	1	0	158	1	292
98	62	1	94	16	14	0	187	1	361
99	36	1	77	2	4	2	122	0	237
100	45	0	107	8	6	0	166	2	322
101	25	0	93	5	2	0	125	0	354
102	48	0	61	5	6	1	121	0	284
103	52	0	86	3	5	1	147	0	303
104	51	0	113	7	5	1	177	0	346
105	50	0	115	11	5	1	182	1	323
106	83	1	86	14	3	2	189	1	294
Sub totals	8,758	53	9,060	1,178	902	203	20,154	65	36,169
s. 98 Special	62	0	40	7	3	0	112	1	
s. 99 Absentee - in ED	281	3	256	68	43	6	657	5	
s. 100 Absentee - out of ED	142	1	100	36	14	0	293	21	
s. 101 Absentee - advance	27	1	29	5	3	0	65	0	
s. 104 Voting in DEO office	113	0	110	13	15	1	252	0	
s. 106 Voting by mail	27	0	18	5	3	0	53	0	
Grand totals	9,410	58	9,613	1,312	983	210	21,586	92	36,169
% of valid votes	43.59%	0.27%	44.53%	6.08%	4.55%	0.98%			
Summary									
Valid votes - General and advance	20,154	93.37%	Total valid votes						
s. 98 Special	112	0.52%	Total valid votes						
s. 99 Absentee - in ED	657	3.04%	Total valid votes						
s. 100 Absentee - out of ED	293	1.36%	Total valid votes						
s. 101 Absentee - advance	65	0.30%	Total valid votes						
s. 104 Voting in DEO office	252	1.16%	Total valid votes						
s. 106 Voting by mail	53	0.25%	Total valid votes						
Total valid votes	21,586								
Rejected ballots	92	0.42%	Ballots cast						
Registered voters who voted	21,678	59.94%	Registered voters						
Registered voters	36,169								
Candidate elected:	Scott Hamilton (LIB)								

*1 Voting areas 14S and 91S combined