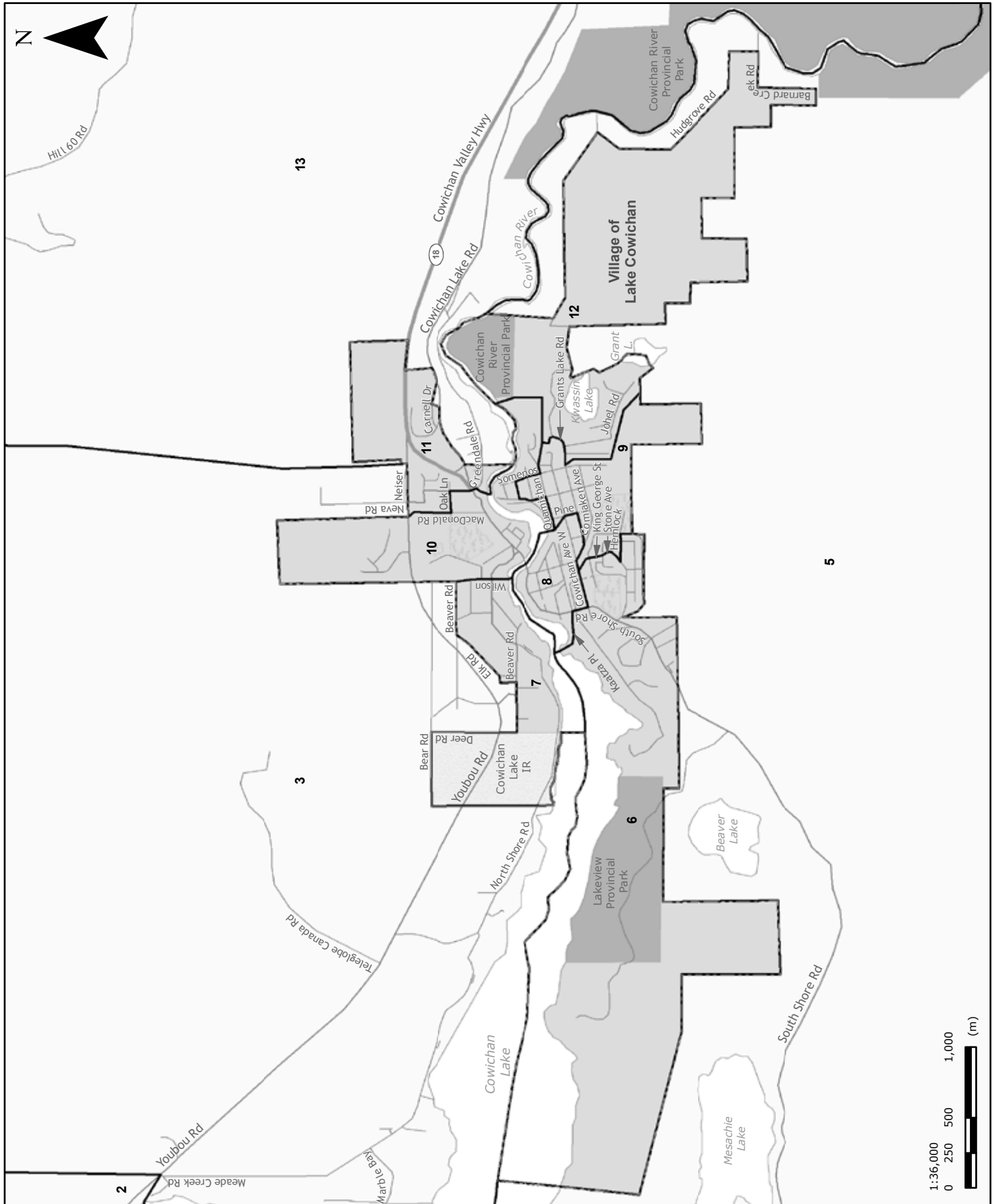
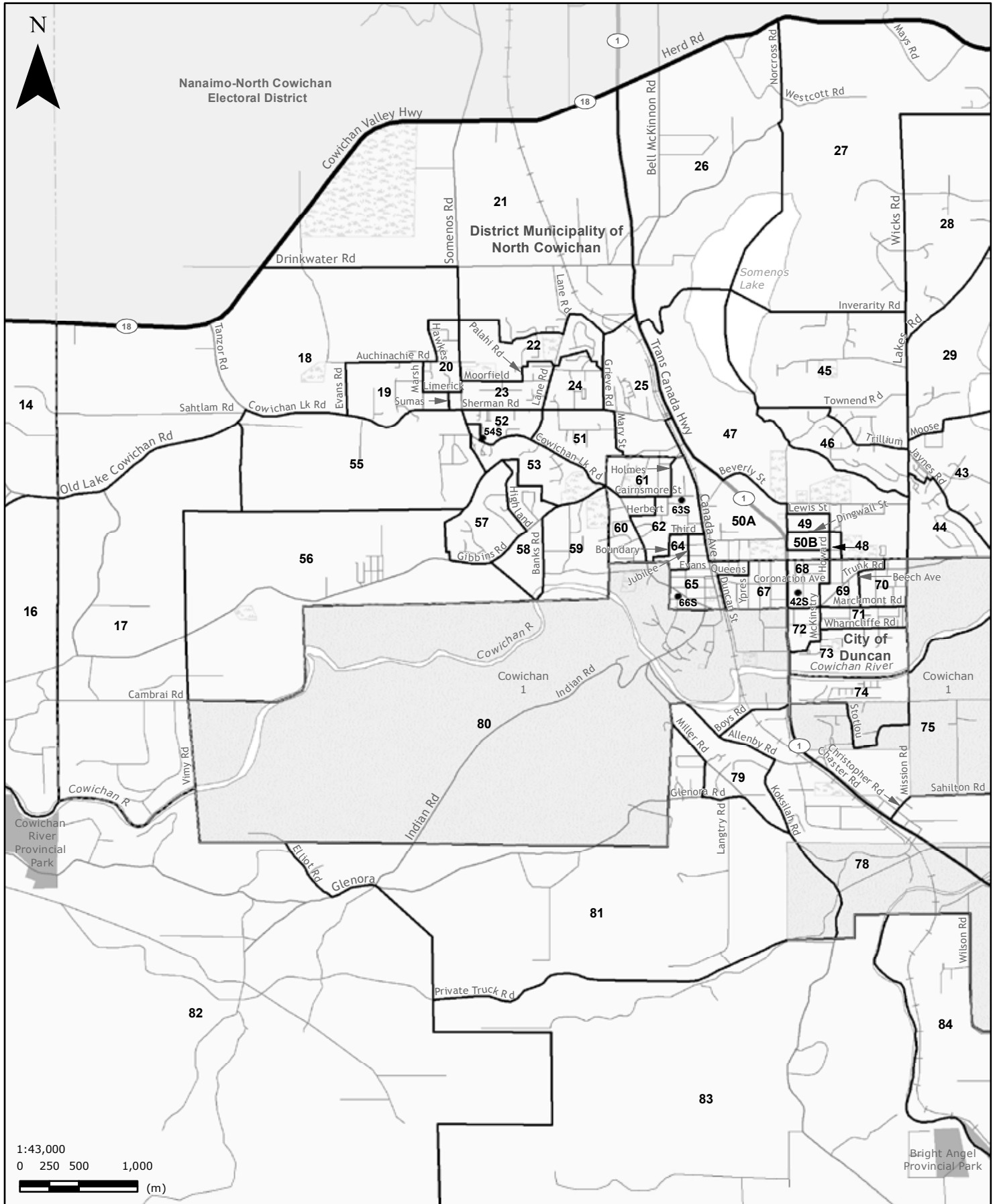


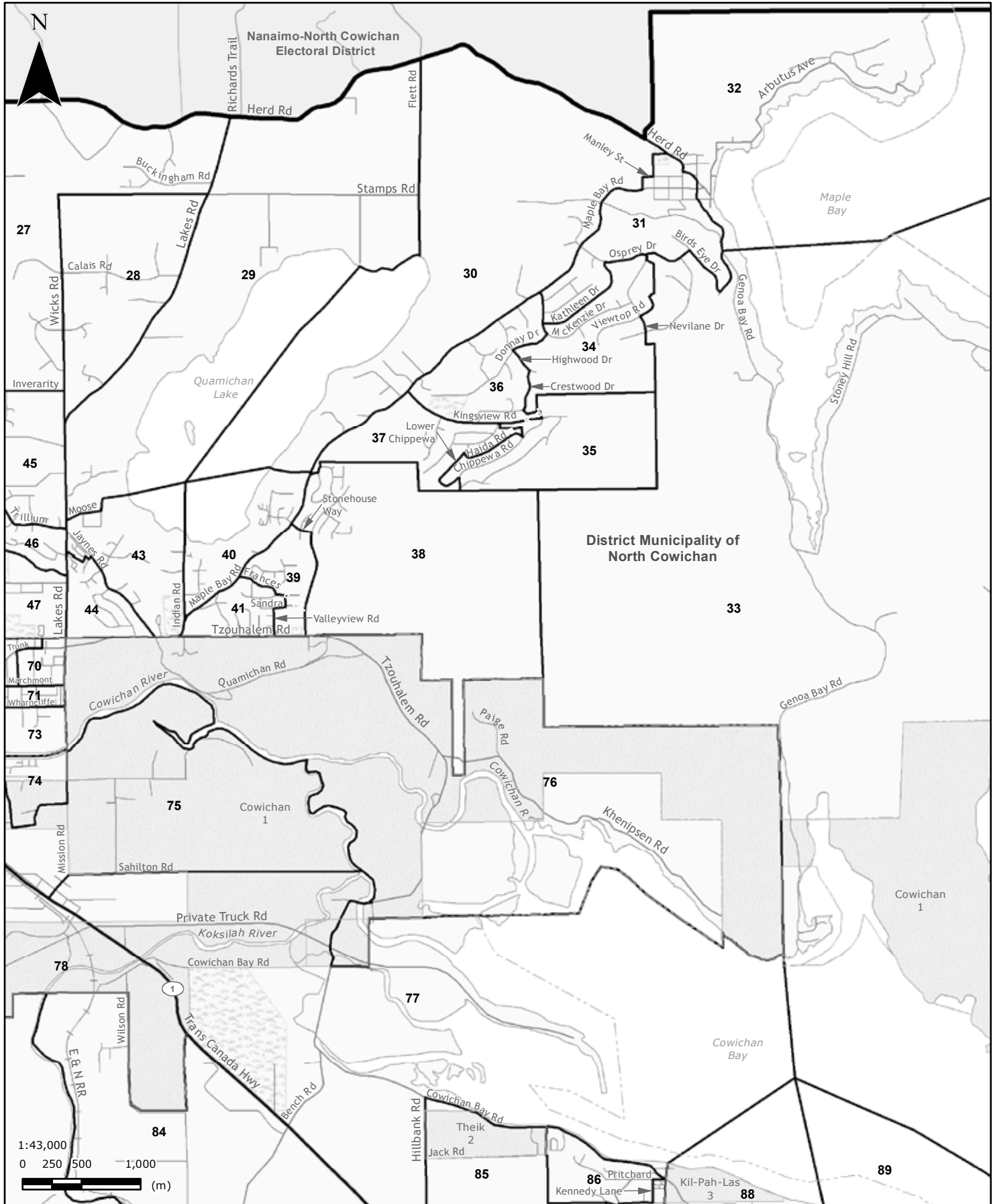
**Cowichan Valley (CWV)
MAP B - Lake Cowichan**

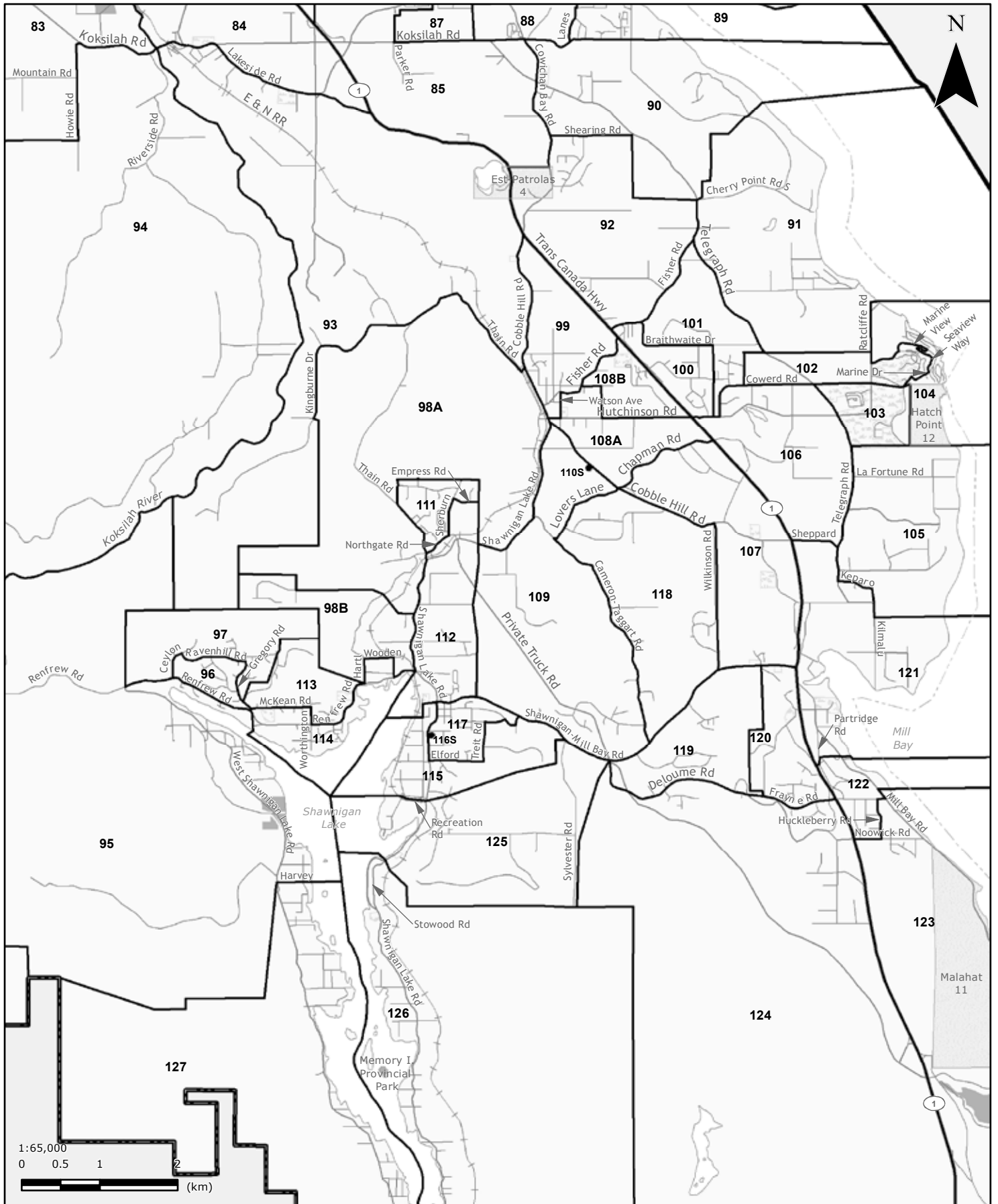




1:43,000
0 250 500 1,000
(m)

**Cowichan Valley (CWV)
MAP D - East Duncan**





Cowichan Valley (CWV)
Voting results by voting area

Statement of Votes
 40th Provincial General Election
 May 14, 2013

	Heather Alanna Campbell	Kerry Davis	Steve Housser	Bill Routley	Damir Wallener	Total valid votes	Rejected ballots	Registered voters
	IND	GP	LIB	NDP	CP			
Advance voting								
Cobble Hill Farmers' Institute Hall	19	411	893	889	78	2,290	0	
Island Savings Centre	42	586	1,070	1,644	159	3,501	8	
Lake Cowichan Centennial Hall	8	101	170	359	34	672	1	
General voting								
Voting area								
1	3	27	25	73	2	130	0	266
2	3	26	48	79	3	159	0	343
3	2	31	36	79	5	153	0	362
4	4	25	52	90	6	177	1	372
5	4	20	25	50	3	102	0	206
6	3	28	21	66	9	127	0	350
7	4	25	40	77	8	154	1	376
8	1	18	27	46	6	98	0	311
9	2	17	29	73	14	135	0	340
10	3	25	39	58	2	127	0	293
11	3	21	34	51	4	113	0	301
12	0	17	42	61	5	125	0	308
13	1	34	26	79	8	148	1	339
14	0	33	38	71	16	158	2	374
15	2	35	38	58	3	136	0	327
16	1	47	50	80	10	188	3	359
17	2	53	41	67	7	170	0	331
18	1	29	46	62	5	143	0	317
19	4	25	36	57	5	127	1	383
20	3	29	24	69	10	135	0	311
21	3	25	74	70	12	184	0	401
22	2	29	59	88	16	194	0	443
23	6	24	72	75	5	182	0	368
24	2	27	49	67	4	149	0	379
25	0	32	47	60	7	146	0	364
26	1	35	55	47	5	143	0	327
27	1	36	82	51	8	178	0	357
28	3	26	68	43	9	149	0	335
29	2	20	77	52	9	160	0	333
30	2	22	113	61	14	212	0	396
31	0	32	72	66	11	181	0	360
32	2	50	77	52	8	189	0	318
33	1	26	105	51	3	186	1	333
34	3	37	98	57	9	204	0	367
35	1	34	90	51	15	191	0	345
36	4	27	97	70	5	203	0	376
37	4	45	89	57	10	205	0	428
38	2	21	80	77	14	194	0	416
39	4	32	64	59	8	167	0	314
40	4	22	97	68	8	199	0	398

Voting area (continued)	Heather Alanna Campbell	Kerry Davis	Steve Housser	Bill Routley	Damir Wallener	Total valid votes	Rejected ballots	Registered voters
	IND	GP	LIB	NDP	CP			
41	3	37	79	77	10	206	0	381
42S	5	1	8	29	16	59	1	157
43	0	27	77	63	10	177	0	353
44	0	22	73	57	10	162	1	338
45	0	26	75	64	5	170	1	359
46	2	28	66	42	11	149	0	324
47	0	22	19	76	4	121	1	330
48 *1	-	-	-	-	-	-	-	41
49 *1	1	16	16	37	3	73	0	285
50A	2	7	12	24	2	47	1	243
50B	4	15	27	37	4	87	1	326
51	2	30	37	69	4	142	0	410
52	1	13	25	33	4	76	0	270
53	2	21	44	61	5	133	1	446
54S	8	0	11	15	2	36	1	56
55	5	23	48	59	7	142	0	376
56	2	24	37	61	4	128	1	302
57	3	31	33	45	5	117	0	331
58	2	37	22	43	2	106	0	288
59	2	26	57	56	8	149	0	328
60	2	20	38	45	6	111	1	321
61	0	20	14	29	5	68	0	303
62	2	13	18	45	4	82	0	336
63S *2	-	-	-	-	-	-	-	92
64	2	13	17	35	3	70	0	316
65	2	13	9	35	6	65	0	251
66S *2	3	4	9	21	7	44	0	43
67	1	23	34	30	3	91	0	293
68	0	26	29	42	4	101	0	373
69	1	16	31	56	15	119	0	409
70	1	22	25	58	10	116	0	308
71	5	24	26	46	5	106	0	293
72	1	15	17	37	5	75	0	278
73	0	11	55	46	4	116	1	307
74	2	20	27	58	2	109	0	325
75	1	7	1	43	0	52	0	352
76	0	15	7	56	1	79	0	320
77	2	40	39	52	4	137	0	346
78	0	11	25	51	5	92	0	260
79	1	33	48	65	3	150	0	349
80	3	29	14	118	3	167	2	433
81	0	41	53	71	7	172	0	354
82	3	56	46	68	6	179	0	380
83	0	47	74	69	5	195	0	390
84	5	50	56	55	7	173	1	376
85	0	42	65	69	5	181	0	354
86	1	50	48	51	3	153	0	299
87	3	43	72	53	11	182	1	322
88	2	47	78	83	10	220	0	422
89	2	39	86	75	10	212	0	378

Cowichan Valley (CWV)
Voting results by voting area

Statement of Votes
 40th Provincial General Election
 May 14, 2013

Voting area (continued)	Heather Alanna Campbell	Kerry Davis	Steve Housser	Bill Routley	Damir Wallener	Total valid votes	Rejected ballots	Registered voters
	IND	GP	LIB	NDP	CP			
90	3	30	88	64	10	195	0	362
91	1	28	80	50	3	162	0	371
92	1	22	79	59	12	173	0	342
93	1	34	37	38	3	113	0	379
94	2	46	28	47	8	131	0	344
95	1	23	53	52	0	129	0	345
96	4	35	35	56	11	141	1	320
97	3	33	54	34	14	138	0	312
98A	0	16	33	24	1	74	0	250
98B	1	16	20	40	5	82	0	210
99	5	29	53	58	10	155	0	378
100	2	18	45	77	7	149	0	358
101	1	38	76	60	6	181	0	378
102	2	18	104	39	6	169	1	295
103	0	22	168	37	6	233	0	377
104	1	17	162	31	5	216	0	337
105	1	38	43	29	3	114	0	285
106	1	28	47	41	2	119	0	316
107	0	29	49	52	8	138	0	348
108A	2	27	51	47	6	133	0	306
108B	0	13	30	42	3	88	0	194
109	1	19	74	53	8	155	0	403
110S *2	-	-	-	-	-	-	-	5
111	1	29	56	61	8	155	0	386
112	1	22	44	51	7	125	0	324
113	1	45	76	60	14	196	0	407
114	1	30	44	58	7	140	1	312
115	0	33	62	53	5	153	0	379
116S *2	-	-	-	-	-	-	-	29
117	3	54	52	52	12	173	1	402
118	1	26	66	53	5	151	1	347
119	4	48	88	77	8	225	0	420
120	0	37	114	60	14	225	0	463
121	1	30	71	49	3	154	0	323
122	1	30	68	45	10	154	0	333
123	3	47	114	45	10	219	1	434
124	2	42	92	51	11	198	1	415
125	1	45	40	50	5	141	1	327
126	2	28	52	39	4	125	1	292
127	3	43	43	38	5	132	1	357
128A	0	17	20	41	3	81	0	256
128B	1	16	33	40	7	97	0	308
Sub totals	310	4,662	8,786	9,923	1,132	24,813	44	43,183

	Heather Alanna Campbell	Kerry Davis	Steve Housser	Bill Routley	Damir Wallener	Total valid votes	Rejected ballots	Registered voters
	IND	GP	LIB	NDP	CP			
s. 98 Special	2	41	48	92	18	201	3	
s. 99 Absentee - in ED	7	237	239	393	40	916	22	
s. 100 Absentee - out of ED	4	72	68	90	6	240	9	
s. 101 Absentee - advance	0	15	17	24	3	59	1	
s. 104 Voting in DEO office	3	61	120	134	18	336	1	
s. 106 Voting by mail	0	14	21	40	6	81	6	
Grand totals	326	5,102	9,299	10,696	1,223	26,646	86	43,183
% of valid votes	1.22%	19.15%	34.90%	40.14%	4.59%			

Summary

Valid votes - General and advance	24,813	93.12%	Total valid votes
s. 98 Special	201	0.75%	Total valid votes
s. 99 Absentee - in ED	916	3.44%	Total valid votes
s. 100 Absentee - out of ED	240	0.90%	Total valid votes
s. 101 Absentee - advance	59	0.22%	Total valid votes
s. 104 Voting in DEO office	336	1.26%	Total valid votes
s. 106 Voting by mail	81	0.31%	Total valid votes

Total valid votes **26,646**

Rejected ballots	86	0.32%	Ballots cast
Registered voters who voted	26,732	61.90%	Registered voters

Registered voters **43,183**

Candidate elected: **Bill Routley (NDP)**

*1 Voting areas 48 and 49 combined

*2 Voting areas 63S, 66S, 110S and 116S combined