



ELECTIONS BC

A non-partisan Office of the Legislature

Report of the Chief Electoral Officer
on the 40th Provincial General Election

May 14, 2013

Report of the Chief Electoral Officer
on the
40th Provincial General Election
May 14, 2013



ELECTIONS BC
Province of British Columbia

Mailing Address:
PO Box 9275 Stn Prov Govt
Victoria BC V8W 9J6

Phone: 250-387-5305
Toll-free: 1-800-661-8683/ TTY 1-888-456-5448
Fax: 250-387-3578
Toll-free Fax: 1-866-466-0665

Email: electionsbc@elections.bc.ca
Website: www.elections.bc.ca

March 27, 2014

Honourable Linda Reid
Speaker of the Legislative Assembly
Room 207
Parliament Buildings
Victoria, B.C. V8V 1X4

Honourable Speaker:

I have the pleasure to present the Report of the Chief Electoral Officer regarding the 40th Provincial General Election to the Legislative Assembly, in accordance with section 13(1)(b) of the *Election Act*.

Respectfully submitted,

A handwritten signature in black ink, appearing to read 'Keith Archer'.

Keith Archer, Ph.D.
Chief Electoral Officer
British Columbia



Table of contents

Table of contents	i
List of figures and tables	iii
Overview	
Introduction	1
2013 Statistics at a glance	2
Calendar of events	3
Event preparations	4
Summary of event preparations by fiscal year	4
Legislative change	7
Public information and communications	8
Advertising	8
Website and social media	10
Student Vote	13
Information pamphlet	14
Where to Vote card	14
1-800 Contact Centre	15
2013 General Election	16
Introduction	16
Election officials and office staff	16
Finding efficiencies in voting administration	18
District electoral offices	19
Nomination of candidates	19
Voting	22
Rejected ballots	24
Advance voting	25
'Special voting – advance'	26
Increased use of advance and absentee voting	27
DEO initiatives	28
Vote by Mail	29
Orders of the Chief Electoral Officer	29
Counting	30
Summary of results by political affiliation	31
Voter turnout	32
Conclusion	34
List of vendors, partners and service providers	36

Elections BC expenses	41
2013 General Election expenses	41
Campaign financing	49
Introduction	49
Election expenses limits	50
Third party advertising limits	50
Registered political parties	51
Registered constituency associations	52
Candidates	53
Election advertising sponsors	55
Filing deadlines	62
Financing report summaries	
Registered political parties	63
Registered constituency associations	69
Candidates	84
Registered election advertising sponsors	169
Appendices	
Appendix A: Orders of the Chief Electoral Officer	183
Appendix B: Summary of participation	191

List of figures and tables

Figure 1: Statutory advertisement #1	8
Figure 2: Television advertising	9
Figure 3: Transit advertising	10
Figure 4: Elections BC website, May 14, 2013	11
Figure 5: Elections BC mobile website	11
Figure 6: VoteBC app.	12
Figure 7: Social media	13
Figure 8: Unaddressed pamphlet	14
Figure 9: Where to Vote card	14
Figure 10: Completed advance voting certificate with stamped Where to Vote card	18
Figure 11: Candidates nominated for election and political parties that endorsed candidates, 1983-2013	21
Figure 12: Ordinary nominations filed per day, 40 th Provincial General Election	22
Figure 13: Advance votes, 1996-2013	25
Figure 14: Turnout at advance voting, 40 th Provincial General Election	26
Figure 15: Trends in the use of voting opportunities, 2001-2013.	27
Figure 16: 'Drive-thru voting', Comox Valley electoral district	28
Figure 17: Voter participation, 1983-2013	32
Table 1: 2013 Statistics	2
Table 2: Calendar of events	3
Table 3: Candidates for election by affiliation at the close of the nomination period	20
Table 4: Candidate nominations by process, 2001-2013	21
Table 5: Votes cast by voting opportunity, 40 th Provincial General Election	24
Table 6: Results after initial count and after final count, Saanich North and the Islands	30
Table 7: Summary of results by affiliation, 40 th Provincial General Election	31
Table 8: Voter turnout, 1983-2013	33
Table 9: Voter participation by age group, 40 th Provincial General Election	33



Report of the Chief Electoral Officer
40th Provincial General Election

Section 1

Overview



Overview

Introduction

On May 14, 2013, British Columbians voted in the 40th Provincial General Election. The general election resulted in the election of 85 MLAs: 49 BC Liberal, 34 BC NDP, one Green Party of BC and one independent. Turnout was measured at 55.32% of estimated eligible voters. Elections BC spent \$34,808,125 to administer the election, or \$10.96 per registered voter.

Prior to the general election, Elections BC conducted an enumeration of voters. For more information about the conduct of the enumeration, see the *Report of the Chief Electoral Officer on the 2013 Enumeration*.

2013 Statistics at a glance

Table 1: 2013 Statistics

Officials and voting places	
Electoral districts	85
District Electoral Officers	85
Deputy District Electoral Officers	92
Election officials	31,972
Voting areas	10,518
Advance voting places	264
General voting places	1,510
Voter registration and turnout	
Registered voters on Writ Day	3,110,943
Registered voters at close of general registration	3,116,626
Net increase to voters list in conjunction with voting	59,829
Total registered voters at close of general voting	3,176,455
Total registered voters who voted	1,813,912
Percent of registered voters who voted	57.10%
Total estimated eligible voters	3,279,141
Percent of estimated eligible voters registered	96.87%
Turnout (percent of estimated eligible voters who voted)	55.32%
Candidates, political parties and advertising sponsors	
Registered political parties	26
Registered political parties that endorsed candidate(s)	19
Standing nominations filed	187
Ordinary nominations filed	189
Candidates	376
Registered advertising sponsors	286
Registered political party expenses limit (pre-campaign period)	\$1,150,574.71
Registered political party expenses limit (campaign period)	\$4,602,298.85
Candidate expenses limit (pre-campaign period)	\$73,218.39
Candidate expenses limit (campaign period)	\$73,218.39
Election advertising sponsor spending limit (in relation to a single electoral district)	\$3,137.93
Election advertising sponsor spending limit (overall)	\$156,896.55
Results	
Total valid votes	1,802,149
Rejected ballots	11,763
BC Liberal Party candidates elected	49
BC NDP candidates elected	34
Green Party of BC candidates elected	1
Independent candidates elected	1

Calendar of events

A general election is called when the writs of election are issued. General Voting Day for an election is the 28th day after the date on which the election is called.

Table 2: Calendar of events

Day	Milestone	Date
Day -60	Pre-campaign period for expenses limit for candidates and political parties begins	Friday, February 15, 2013
Day -1	End of standing nomination period Preliminary voters list produced	Monday, April 15, 2013
Day 0	Writ Day Start of ordinary nomination period Third-party advertising sponsors must now be registered to conduct election advertising	Tuesday, April 16, 2013
Day 7	Close of general voter registration	Tuesday, April 23, 2013
Day 10	Close of ordinary nomination period	Friday, April 26, 2013, 1 p.m.
Day 12	Revised voters list produced	Sunday, April 28, 2013
Day 22	Advance voting begins	Wednesday, May 8, 2013
Day 25	Advance voting ends	Saturday, May 11, 2013
Day 28	General Voting Day Initial count conducted at close of voting	Tuesday, May 14, 2013
Day 31	End of period to request a DEO recount	Friday, May 17, 2013
Day 41	Final count begins	Monday, May 27, 2013
Day 44	Start of period to request judicial recount	Thursday, May 30, 2013
Day 49	End of period to request judicial recount	Tuesday, June 4, 2013
Day 50	Return Day	Wednesday, June 5, 2013
Day 118	Election financing report filing deadline	Monday, August 12, 2013
Day 148	Election financing report late filing deadline	Wednesday, September 11, 2013

Event preparations

Preparations for the 40th Provincial General Election, in the form of preliminary budgeting, planning and research, began immediately following the 2009 General Election.

Elections BC used lessons learned reviews with staff and stakeholders to identify the successes of the 2009 General Election that could be replicated and to recognize where improvements could be made. These reviews reaffirmed that the approach and processes used to plan and deliver the 2009 General Election were largely successful and that much of it should be used as the basis for the 2013 General Election.

Elections BC also recognized that there were areas that required improvement. The *Report of the Chief Electoral Officer on the 39th Provincial General Election* identified the District Electoral Officer training model and election official training model as two such areas. Elections BC also identified a need for a more voter-centric approach to the administration of voting. Elections BC committed to taking steps towards addressing these items for 2013.

Summary of event preparations by fiscal year

Following is a list of the major event preparations undertaken by Elections BC between the two general elections, organized by fiscal year. These activities contributed to the successful delivery of the 40th Provincial General Election. These preparatory activities for the scheduled general election were undertaken by Elections BC in addition to the planning and delivery of nine on-demand events (three by-elections, four recall petitions, an initiative petition and a mail-based referendum) during this time.

2010-2011

- Initiated a review and update of forms and guides used for all electoral events
- Began long-term upgrades to the Electoral Information System (EIS) and Integrated Digital Electoral Atlas (INDEA)
- Completed a review of the function, staffing and administration model for district electoral offices
- Redefined the role of election official trainers
- Amended guidelines and policies for the recruitment and compensation of District Electoral Officers and Deputy District Electoral Officers

2011-2012

- Began a project to modernize and streamline the voting process
- Replaced the back-end information technology (IT) infrastructure that supports our Electoral Information System (EIS)
- Introduced online-fillable nomination documents and other improvements to provide better service to candidates
- Developed new tools to assist District Electoral Officers with distributing election supplies to voting opportunities. These tools were piloted in the Vancouver-Point Grey by-election.
- Conducted a voting area redistribution to realize voting administration efficiencies and improve voting place accessibility
- Completed a project to align Elections BC's electoral geography system with the Digital Road Atlas 2 (DRA2) road network standard
- Upgraded the voter registration software used for 1-800 Contact Centre operations
- Relocated Elections BC headquarters and warehouse facility
- Delivered preparatory training to District Electoral Officers and Deputy District Electoral Officers

2012-2013

- Successfully piloted voting process improvements in the Port Moody-Coquitlam and Chilliwack-Hope by-elections
- Finalized event plans for the 2013 General Election including Elections BC's event communication campaign
- Filled all vacant District Electoral Officer and Deputy District Electoral Officer positions
- Worked with District Electoral Officers to finalize district operational plans for establishing district electoral offices, recruiting and training office staff, identifying potential voting places, and confirming the availability of local service providers
- Implemented updates to the Electoral Information System (EIS) to support improved election official payroll management and recruitment
- Implemented enhancements to the Elections BC website and Know Your Electoral District (KYED) web application to better support mobile devices and advise voters of nearby voting place locations
- Implemented a new client relations and correspondence tracking system for interactions with the public and other stakeholders
- Completed a project to improve the accuracy of mailing addresses used for voter communications

-
- Produced new geography products utilizing satellite imagery to support election administration
 - Improved the performance management framework for District Electoral Officers and Deputy District Electoral Officers
 - Introduced a new Regional Field Officer program to provide a liaison between Elections BC headquarters and district electoral office field operations
 - Developed an online training system and curriculum for financial agents and conducted financial agent training sessions around the province
 - Liaised with First Nations groups, local health authorities, the Canadian Forces and Coast Guard, correctional facilities, and other stakeholder groups to promote specific opportunities to register and vote during the general election
 - Partnered with Apathy is Boring and Get Your Vote On to encourage youth participation in the enumeration and general election
 - Delivered election readiness training to District Electoral Officers and Deputy District Electoral Officers
 - Updated the District Electoral Officer administrative manual and election official training materials and videos
 - Recruited and trained additional staff at Elections BC headquarters to support District Electoral Officers, candidates, political parties and advertising sponsors, and to respond to 1-800 calls from the public
 - Acquired, packaged, and distributed election supplies to 91 district electoral offices
 - Contracted with vendors to provide services and equipment to Elections BC headquarters and district electoral offices, including mail and courier services, desktop publishing and printing, telecommunications, computers, multi-function devices, and on-call technical support
 - Produced new YouTube videos to explain the voting process in B.C. to new voters

Legislative change

The *Election Act* gives effect to British Columbians' right to vote in provincial elections by setting the framework for the provincial electoral process. Elections BC conducts provincial elections in accordance with its provisions.

On May 14, 2012, the Legislative Assembly passed the *Justice Statutes Amendment Act, 2012*. It contained an amendment to the *Election Act* replacing the requirement for the Chief Electoral Officer to conduct a province-wide door-to-door enumeration before each general election with discretion for the Chief Electoral Officer to determine when and how enumerations are to be conducted. For more information on how this change affected the work of Elections BC in relation to the 40th Provincial General Election, see the *Report of the Chief Electoral Officer on the 2013 Enumeration*.

On May 31, 2012, the Legislative Assembly passed the *Miscellaneous Statutes Amendment Act (No. 2), 2012*. This Act contained amendments to the definition of the pre-campaign period for candidates, political parties and third party advertisers in the *Election Act*. These changes to the *Election Act* did not come into force immediately. Instead, government asked the B.C. Court of Appeal to assess the constitutionality of the amendments prior to proclaiming those sections of the *Miscellaneous Statutes Amendment Act (No. 2), 2012*. The Court held that the proposed amendments were not constitutional and therefore the proposed amendments to the *Election Act* were not proclaimed.

Public information and communications

Elections BC developed a comprehensive, proactive and integrated communications strategy to engage voters through a variety of media about the 40th Provincial General Election and the 2013 Enumeration. In addition to the traditional messages about registration and voting generally, the key message of “Voters can vote at any voting opportunity in the province” was central to the communications strategy. This key message informed voters about the many opportunities for voting other than at their assigned voting place on General Voting Day. Elections BC took extra steps to reach youth, voters in ethnic communities, and other groups that are traditionally less likely to vote.

The strategy was built on research and data from surveys conducted before and after the 2009 General Election, information gathered through pilot projects, and historical information about voters that may experience administrative barriers to voting. It included a variety of activities, including: advertising in newspapers, on television, radio, the Internet and at transit centres; developing event-specific web pages; mailing informational pamphlets; distributing news releases and media advisories; and operating a 1-800 Contact Centre for voter inquiries. Elections BC also reached out to voters via organizations such as Apathy is Boring and Get Your Vote On, and through post-secondary institutions to promote voter registration and the range of voting opportunities.

Reach and frequency statistics revealed that 95% of persons 18 years or older were exposed 10.2 times to Elections BC’s four week general election public awareness campaign.

Advertising

In accordance with the *Election Act*, Elections BC placed two electoral district-specific advertisements in daily, community and ethnic newspapers across the province, and directed voters to these notices in many of its other ads.

Figure 1: Statutory advertisement #1

MAY 2013
GENERAL ELECTION


The 40th Provincial General Election is Underway.

Who Can Vote?
You can vote if you are:
- 18 years of age or older, or will be 18 on General Voting Day (May 14, 2013)
- a Canadian citizen, and
- a resident of British Columbia for the past six months

Voter Registration is Easy
Register online at elections.bc.ca/avr or call toll-free **1-800-661-8683** until April 23, 2013. If you aren't registered by April 23, you can register when you vote. You'll need identification that proves both your identity and residential address. A complete list of acceptable identification is available from Elections BC.


How to Nominate a Candidate
A candidate must be nominated in writing by 75 eligible voters of the electoral district. Nomination kits are available from your District Electoral Officer or online at elections.bc.ca

Deadline for Nominations
Nominations must be delivered to your District Electoral Officer by 1 p.m. (Pacific time) on Friday, April 26, 2013.

BC Has More Ways to Vote
All voters can:
- Vote in any district electoral office from now until 4 p.m. (Pacific time) on General Voting Day, Tuesday, May 14, 2013.
- Vote by Mail You can ask for a Vote by Mail package from your district electoral office or through the Elections BC website at elections.bc.ca
- Vote at advance voting Voters can attend any advance voting location in the province from 8 a.m. to 8 p.m. (local time), Wednesday, May 8 through Saturday, May 11. All advance voting locations are wheelchair accessible. 
- Vote on General Voting Day Voters can attend any general voting location in the province from 8 a.m. to 8 p.m. (Pacific time), Tuesday, May 14, 2013.

Election Workers Required
Over 37,000 election officials are required to work at voting places in the province. View the job descriptions at elections.bc.ca/jobs. Please apply in person at your district electoral office.

Any Questions? For further information visit Elections BC's website at elections.bc.ca or call toll-free **1-800-661-8683**.

Get our **VOTE BC** App for iPhone and iPad to find the closest voting place and for information you need to vote. 

Or, contact your district electoral office.

ED Name
Office Address
City, Province
Office Phone

Hours of Operation
Monday - Friday 9 a.m. to 5 p.m.
Saturday 10 a.m. to 4 p.m.

ELECTIONS BC
elections.bc.ca
1-800-661-8683
TTY 1-888-456-5448

The first of these required notices included information about the nomination process and the dates and voting hours for general voting and advance voting, while the second notice – “Get ready to vote” – provided information about voting place locations, lists of candidates and voter identification requirements.

A third notice – “Remember to vote” – ran in newspapers immediately before General Voting Day, reminding voters of voting dates and hours and advising them to look for their Where to Vote card in the mail.

In addition to the required notices, Elections BC conducted informative and motivational advertising on television and radio throughout the campaign period. Elections BC research has found that most voters are not aware that they can vote other than at their assigned voting place on General Voting Day or at an advance voting opportunity in their electoral district of residence. Therefore, much of the television and radio advertising informed voters of the variety of absentee voting opportunities available to them, and the convenience afforded by them.

Figure 2: Television advertising



30 second television ad - How old do you have to be to vote?



15 second television ad -
Where to vote



15 second television ad -
4 weeks to vote

Elections BC expanded its online advertising presence using search engine marketing and display ads on social media and “pre-roll” ads shown before online television and YouTube videos. Online advertising and print ads at Skytrain stations and bus shelters in busy transit centres were two ways Elections BC attempted to reach out to youth in particular.

In fall 2012, Elections BC developed a youth voter engagement pilot project that included collaborating with the Faculty of Culture + Community at Emily Carr University of Art + Design. The University created a design and dynamic media course entitled “Designing for Democracy”, where nineteen third and fourth year students of varied disciplines worked together to provide Elections BC with a multifaceted program that would inform Elections BC’s public awareness campaign for the 2013 General Election. While the ads created by the students were not included in the enumeration and general election advertising campaigns, the students’ work was incorporated into the youthful tone and approach taken by Elections BC, as seen in the transit ads.

Figure 3: Transit advertising



A “Know the rules” advertisement was run in January 2013 to inform individuals and organizations that intended to sponsor advertising related to the election of the rules established by the *Election Act* for these participants.

Website and social media

Elections BC’s website continued to be a primary resource for voters, the media and other clients seeking provincial electoral information. The website received 435,335 visits during the campaign period (an average of 15,012 per day), with 65,325 visits on General Voting Day – an increase in traffic of more than 50% over 2009. More than 20% of the visitors to the Elections BC website accessed the site using mobile devices and so were presented with a new version of Elections BC’s website optimized for mobile devices.

Figure 4: Elections BC website, May 14, 2013



Figure 5: Elections BC mobile website



Elections BC designed a separate web page that would continue the look and feel of public information materials designed for the 2013 General Election. The general election page was updated over the course of the election to reflect the most current information, such as candidate nominations, voter identification requirements, and voting results. Elections BC promoted this site as the VoteBC app for users of mobile devices.

Elections BC's accessibility message for the 2013 General Election – “Voters can vote at any voting place in the province” – was the driving principle behind the development of the VoteBC application. Already available on the Elections BC website, the Know Your Electoral District web application was upgraded to include a GPS functionality that would recognize the GPS coordinates of the voter's computer or mobile device.

Launched on Tuesday, April 16, 2013, the VoteBC application was a mobile application that interfaced with the upgraded Know Your Electoral District application to provide voters with electoral district-specific information, including the list of candidates, district electoral office contact information, voting place locations and addresses, and the key feature – “find the closest voting place.” This feature recognized the GPS coordinates of the voter's device and returned a Google map displaying markers of the closest voting locations, along with walking, driving and transit directions to the voting locations, and included an option to place a VoteBC icon on the users device. Voters using the tool on a computer or device without GPS functions could enter the address of their current location manually.

The application was updated through the election period to include preliminary and final voting results and was available until June 12, 2013 (the date the writ for the Westside-Kelowna by-election was issued). Over 16,000 users accessed the application prior to General Voting Day, and over 8,000 users accessed the application on General Voting Day.

Elections BC generated QR codes linking users to the VoteBC application or directly to the “find the closest voting place” function. The QR codes were included on print and transit advertising, the information pamphlet, and featured prominently on Where to Vote cards mailed to each registered voter.

Figure 6: VoteBC app



Elections BC continued to provide public information through social media channels including Facebook, Twitter, Pinterest and YouTube. Through its profiles, Elections BC provided regular announcements about the enumeration and general election. Elections BC broadened the scope of its communications to spread awareness of the 40th General Election among youth and other voters less likely to be consumers of more traditional media. Facebook and Twitter were utilized to send important announcements to voters, respond to comments, and answer voters' questions. Elections BC shared transit advertising on Pinterest.

The Elections BC YouTube channel included training videos for election officials, a “what to expect when you vote” animation for new voters, and links to Elections BC’s 2013 television advertising.

Many voters wearing “I voted” stickers posted and shared photos of themselves on Twitter and Facebook, thereby spreading their participation within their online communities.

Figure 7: Social media



An online request form on the Elections BC website allowed voters to directly request a mail-in voting package.

Student Vote

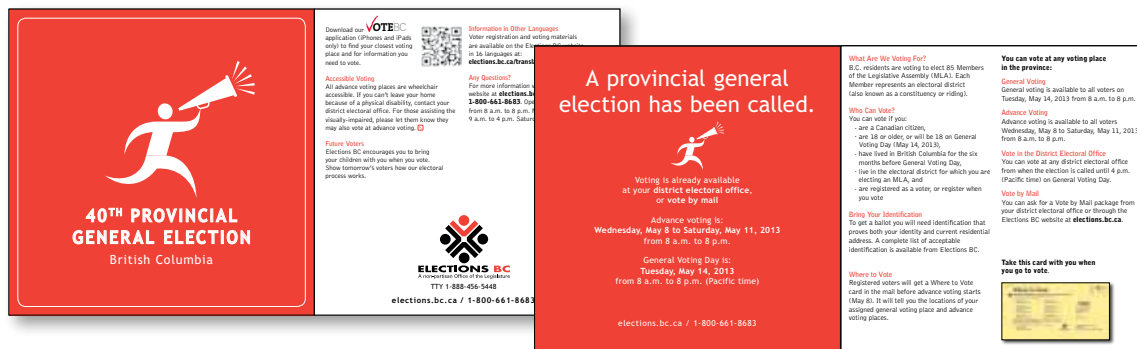
For the third general election, Elections BC partnered with CIVIX to deliver the Student Vote parallel election program to elementary, middle and high schools throughout B.C. The 2013 program was the most successful yet, with 766 schools registered and over 100,000 students participating.

Information pamphlet

In late April, an unaddressed colour pamphlet was mailed to every household in the province. The pamphlet provided voters with all the information they required in order to vote.

The pamphlet included: voting dates and times; voter eligibility requirements; voter identification requirements; voting opportunities; an image of the Where to Vote card; a QR code linking to the VoteBC app; accessibility information; where to find translated materials information; and, messaging about future voters.

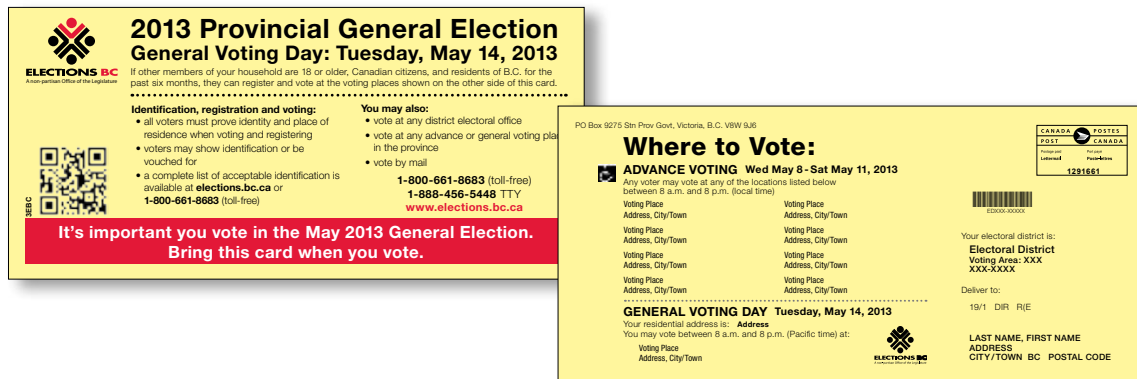
Figure 8: Unaddressed pamphlet



Where to Vote card

To ensure voters were aware of voting opportunities, a Where to Vote card was mailed to every registered voter on the revised voters list. Delivered prior to the beginning of advance voting, the card indicated the voter's electoral district, voting area, assigned general voting place and the date and time of general voting. The card also listed the dates, times and locations for advance voting in the electoral district.

Figure 9: Where to Vote card



Using the results of a study into the design of the Where to Vote card, several changes were made to the card ahead of the 2013 General Election. These included the addition of the Elections BC logo to the front of the card, and a revised placement of the voter's electoral district advance voting locations, and their assigned general voting location.

Elections BC believes that the new placement of advance voting locations above the voter's assigned voting place for General Voting Day contributed in part to the increased turnout at advance voting, and also contributed in part to the increased use of the absentee voting opportunities on General Voting Day. Election officials at general voting places that were also used as advance voting places reported higher levels of absentee voting than general voting places that were not advance voting places. It is suspected that many voters did not distinguish between advance and general voting places and attended an advance voting place believing it was their general voting place.

1-800 Contact Centre

Elections BC established a 1-800 Contact Centre to support its enumeration and election communications goals. In 2009, Elections BC contracted with an outside agency to provide this service. While the service provided by the 2009 contractor was excellent, the contact centre was brought back in-house for the 2013 Enumeration and General Election. This approach provided significant cost-savings for Elections BC while maintaining a very high level of service to voters.

The contact centre was staffed between February 25, 2013 and May 15, 2013. Operators were available weekdays from 8 a.m. to 8 p.m., and Saturdays from 9 a.m. to 4 p.m, with extended hours on Saturday, May 11, Sunday, May 12 and Tuesday, May 14.

Operators provided information on a wide variety of election and enumeration topics, and during the general registration period processed voter registration applications over the phone. During the 29 day campaign period, the contact centre answered 44,352 calls, including 5,343 on General Voting Day.

In addition to supporting the general election, the contact centre was a key element of the 2013 Enumeration. For more information on the 2013 Enumeration see the *Report of the Chief Electoral Officer on the 2013 Enumeration*.

2013 General Election

Introduction

Under the fixed-date election schedule established by section 23 of the B.C. *Constitution Act*, a provincial general election must be held on the second Tuesday in May every four years.

Despite this requirement, the Premier must still formally request the Lieutenant Governor to dissolve the Legislative Assembly. If the request is granted, an Order in Council is signed by the Lieutenant Governor and the Premier directing the Chief Electoral Officer to prepare and issue the writs of election. Each writ is signed by the Chief Electoral Officer and the Lieutenant Governor and issued to the DEO of the appropriate electoral district. A writ of election includes the dates for the nomination of candidates, General Voting Day and when the writ must be returned.

On April 16, 2013, the Lieutenant Governor, the Honourable Judith Guichon, dissolved the Legislative Assembly at the request of the Premier. An Order in Council was issued directing the Chief Electoral Officer to issue the writs of election for all 85 electoral districts. The writs ordered that the general election be held on Tuesday, May 14, 2013.

Election officials and office staff

A District Electoral Officer (DEO) is appointed by the Chief Electoral Officer to conduct electoral events in their assigned electoral district. Assisted by one or more Deputy District Electoral Officers (DDEOs), DEOs are responsible for hiring and training election officials, overseeing voting and ballot counting and reporting results. By ensuring fair and impartial election administration in their electoral district, DEOs play a key role in the provincial electoral process.

Eighty-five DEOs and 92 DDEOs were appointed for the 40th Provincial General Election. In some electoral districts with large geographical areas, two district electoral offices were required to ensure accessibility. In those cases, a second DDEO was appointed to manage the additional office. Each DEO and DDEO was also appointed as a Deputy District Registrar of Voters (DDRV) for their electoral district. DDRVs are responsible for conducting targeted enumerations and other voter registration activities.

To ensure DEO and DDEO preparedness, Elections BC delivered a series of training conferences. Held in September 2011, October 2012 and March 2013, the conferences featured modular training sessions delivered in-person by Elections BC subject matter experts. As the conference schedule progressed, the material covered grew increasingly specific and technical. A variety of educational strategies were employed, including visual presentations, practical exercises and numerous question-and-answer opportunities.

Elections BC supported DEOs and DDEOs in several ways. Six Senior Event Support Assistants (SESA) were hired at headquarters to provide front-line support to DEOs after they opened their offices. SESA staff were comprehensively trained and able to provide immediate assistance on a wide range of election administration matters. In this capacity, the SESA team served as a filter, relieving senior Elections BC staff of the need to deal with routine matters while alerting them to more critical issues.

As an additional level of support, the role of Regional Field Officer (RFO) was created to provide a link between DEOs, DDEOs and Elections BC headquarters staff. The six individuals hired into this role were election practitioners with successful experience as DEO or DDEO and each had knowledge of the region and the unique challenges each electoral district in their region presented. Drawing on their experience and knowledge, RFOs offered mentoring, leadership, troubleshooting, quality enhancement and short-term support to DEOs, DDEOs and their office staff during the election period. The RFOs also provided Elections BC with qualitative insight into the conduct of the election at the local level and helped Elections BC assess the performance of the DEOs and DDEOs. The new role was appreciated by Elections BC headquarters staff, DEOs, and DDEOs, and will be considered for use in future general elections.

The recruitment of district electoral office staff and election officials began in January 2013 in advance of their hiring in April 2013. DEOs hired 1,148 employees to provide administrative support in the district electoral offices and to train election officials. Office staff were trained in early April immediately before the offices opened to the public on April 8, 2013.

A further 31,972 election officials were hired to serve voters in the voting places. Election officials perform a variety of roles at voting places, and include:

- Voting Officers, who are responsible for voting stations. Voting Officers issue ballots and maintain the ballot box. At the close of voting, Voting Officers count the ballots and are responsible for ballot reconciliation. Voting Officers at general voting and absentee voting are also responsible for registering voters in conjunction with voting.
- Voting Clerks, who assist Voting Officers. Voting Clerks maintain the voting book for a voting station and, during counting, record the votes on a tally sheet.
- Information Officers, who direct voters to the appropriate voting station at a voting place, provide information to voters and are specially trained to assist those with disabilities.
- Supervisory Voting Officers, who supervise the officials at a voting place.
- Certificate Writers, who issue advance voting certificates and conduct voter registration at advance voting places for voters who do not arrive with Where to Vote cards showing current and accurate voter information.

The election officials worked at 264 advance voting places, 1,510 general voting places, and as mobile teams that visited hospitals, long-term care facilities and other locations to ensure accessible voting opportunities.

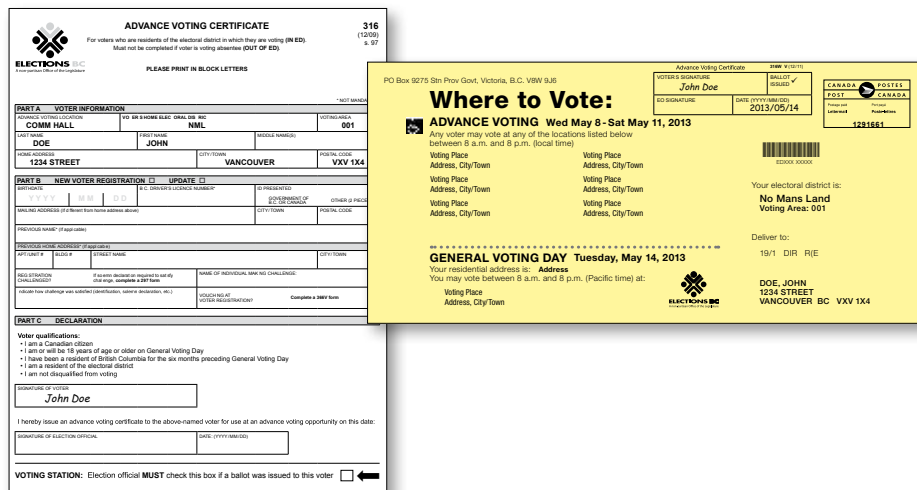
Training for the majority of election officials began in late April and continued until May 13. Training was conducted by DEOs, DDEOs, and trainers in the district electoral offices. In some rural electoral districts, training took place by phone. Videos used for in-person election official training were posted to YouTube for the first time in 2013. By enabling access to these videos remotely, election officials could review their training material more fully, and at their own convenience, prior to attending work. Many of these videos were viewed upwards of 2,000 times during the training period, with more than a quarter of all views taking place the day before General Voting Day.

Finding efficiencies in voting administration

The general election was the first time a number of recent changes to the voter registration processes and staffing model were implemented province-wide.

Traditionally, all individuals voting at advance voting were required to line up at the voter registration station to receive an advance voting certificate prior to lining up at a voting station to vote. A change first piloted in the 2012 Port Moody-Coquitlam and Chilliwack-Hope by-elections saw this requirement (to line up for an advance voting certificate) eliminated for all registered voters who brought their current and accurate Where to Vote card with them. These voters bypassed the voter registration station and went straight to the next available voting station. A stamp was applied to their Where to Vote card by the Voting Officer to turn it into an advance voting certificate prior to the voter receiving a ballot. In the 2013 General Election, 313,277 voters, or 84.8% of all voters at advance voting, brought their Where to Vote card and were able to use this faster and more efficient process.

Figure 10: Completed advance voting certificate with stamped Where to Vote card



Voter registration officials, called Certificate Writers, were on hand to complete advance voting certificates for all voters without a Where to Vote card showing current and accurate information. Further, these traditional advance voting certificates were combined with voter registration forms to eliminate duplication of effort, and reduce the potential for administrative error that exists when separate voter registration forms are used.

For General Voting Day, stand-alone voter registration official positions were eliminated, and instead, all Voting Officers and Voting Clerks were trained to provide voter registration services.

Together, these refinements to voter registration at advance and general voting provided a more efficient process for voters and required approximately 13% fewer election officials be hired than under the model used in 2009, for a savings of almost \$1,000,000.

District electoral offices

A district electoral office was established in every electoral district. In five electoral districts, an additional office was established to ensure accessibility for voters and candidates. The offices opened to the public on April 8, and remained open until the conclusion of the final count.

With the exception of space necessary to support the judicial recount in Coquitlam-Maillardville, all district electoral offices were closed by May 31 and supplies and used election materials were shipped to the Elections BC warehouse in Victoria. The Coquitlam-Maillardville office was closed on June 10.

Nomination of candidates

To be nominated as a candidate for election as an MLA, an individual must be qualified under the *Constitution Act* and the *Election Act* and file either a standing nomination or an ordinary nomination.

Standing nominations for a fixed-date general election may be filed with the Chief Electoral Officer at any time until the end of the day before Writ Day. Ordinary nominations may only be filed between the time the election is called and 1 p.m. (Pacific time) on Day 10. Ordinary nomination documents must be submitted to the DEO for the electoral district in which a nominee is seeking election.

Nominations must be signed by at least 75 voters who reside in the electoral district and be accompanied by a \$250 deposit. An individual does not become a candidate until their nomination has been accepted, and a certificate of candidacy has been issued. Certificates of candidacy for standing nominations are not issued until Writ Day.

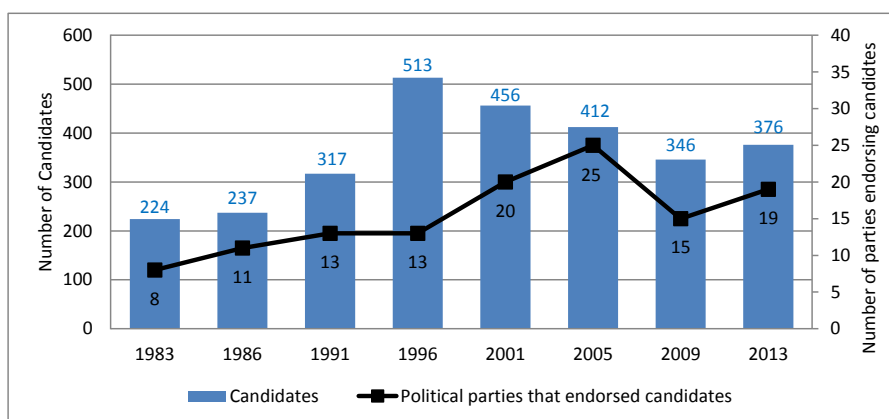
The ordinary nomination period closed at 1 p.m. (Pacific time) on Friday, April 26, 2013. There were 376 candidates, representing 19 of the 26 registered political parties.

Table 3: Candidates for election by affiliation at the close of the nomination period

Affiliation	Ballot name	Abbreviation	Candidates
Advocational International Democratic Party of British Columbia	Advocational Party	AID	2
BC First Party	BC First	FP	2
BC Marijuana Party	BC Marijuana Party	BCM	2
BC NDP	BC NDP	NDP	85
B.C. Vision	B.C. Vision	BCV	4
British Columbia Conservative Party	BC Conservative Party	CP	56
British Columbia Excalibur Party	BC Excalibur Party	BCEX	6
British Columbia Liberal Party	BC Liberal Party	LIB	85
British Columbia Libertarian Party	Libertarian	LBN	8
British Columbia Party	British Columbia Party	BCP	3
British Columbia Social Credit Party	BC Social Credit Party	SC	1
Christian Heritage Party of British Columbia	Christian Heritage Party of B.C.	CHP	2
Communist Party of BC	Communist Party of BC	COMM	4
Green Party Political Association of British Columbia	Green Party of BC	GP	61
Helping Hand Party	Helping Hand Party	HH	1
Platinum Party of Employers Who Think and Act to Increase Awareness, The	The Platinum Party	PLAT	2
Unparty: The Consensus-Building Party	Unparty: The Consensus-Building Party	UCBP	2
Work Less Party of British Columbia	Work Less Party	WLP	2
Your Political Party of BC	YPP	YPBC	2
Independent	Independent	IND	35
No affiliation			11
Total			376

The 2013 General Election saw the first increase in the number of candidates nominated over the previous general election since 1996. While the number of candidates increased 9% over 2009, there has been a cumulative decline of 27% in the number of candidates since 1996. There does not appear to be a clear reason as to why this decline has persisted, though it may be related to a lower level of participation in the electoral process generally. The number of independent candidates and candidates without a party affiliation on the ballot rose substantially, from 17 candidates in 2009, to 46 candidates in 2013.

Figure 11: Candidates nominated for election and political parties that endorsed candidates, 1983–2013



Of the 376 candidates nominated for the 2013 General Election, almost exactly half filed standing nominations. This represents a small increase over the 2009 General Election.

Table 4: Candidate nominations by process, 2001–2013

General election	Total candidates	Standing nominations	Ordinary nominations
2001	456	189 (41%)	267 (59%)
2005	412	243 (59%)	169 (41%)
2009	346	159 (46%)	187 (54%)
2013	376	187 (50%)	189 (50%)

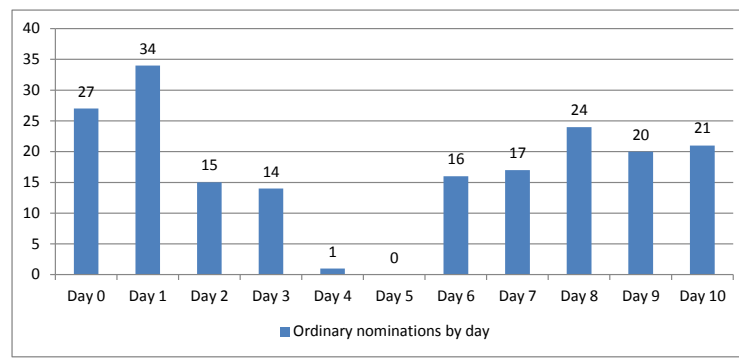
The *Election Act* requires the deregistration of a political party after a general election if, for that general election and the immediately preceding general election, it was not represented by at least two candidates in one of the elections.

After the 2013 General Election the following political parties were deregistered for failing to run sufficient candidates in either the 2009 or 2013 general elections:

- BC Patriot Party
- British Columbia Social Credit Party
- Western Canada Concept Party of BC

Of the 189 candidates who filed ordinary nominations, over 40% filed their nomination papers within three days of the writs being issued. However, more than a third of the candidates who filed ordinary nominations waited until the final three days before the close of nominations to submit their nomination papers. While this has steadily improved since the 2005 General Election, when approximately 66% of ordinary nominations were filed in the last three days, a large volume of ‘last minute’ filers can delay several key activities, including ballot printing and the production of statutory advertisements containing election information.

Figure 12: Ordinary nominations filed per day, 40th Provincial General Election



‘Last minute’ filing can also have consequences for candidates and political parties. In 2013, one political party filed the written list of its endorsed candidates approximately 10 minutes prior to the close of nominations. The list mistakenly omitted the names of five candidates who had otherwise completed their nomination papers correctly and whom the political party had intended to endorse. This oversight by the party was not identified until after the close of the nomination period, at which time it was too late to submit new endorsement documents. This meant that the five affected candidates did not have a party affiliation listed on the ballot.

Elections BC hired two additional nomination clerks to receive and process nominations, and the nomination team maintained close communication with registered political parties, candidates and their agents throughout the process to answer questions and provide support.

Voting

British Columbia provides voters with more voting opportunities than any other jurisdiction in Canada. In addition to general and advance voting, the *Election Act* establishes numerous special and absentee voting opportunities, providing for an accessible and inclusive electoral process.

For Elections BC, accessibility was a priority throughout the general election. Across British Columbia, mobile teams of election officials brought voting to people who could not attend other voting opportunities. This included voters in acute care hospitals, correctional facilities, long-term care facilities and remote work camps. Elections BC worked with the Canadian Coast Guard and the Department of National Defence to administer voting to lighthouse attendants along the British Columbia coast and to armed forces personnel stationed outside the province. For sight impaired voters, Elections BC developed a plastic ballot template so voters could mark their own ballots without assistance. A large print poster-sized list of candidates and a Braille list of candidates were available at all voting locations.

This focus on accessibility was also supported by a number of other activities implemented by Elections BC, both before and during the campaign period, to ensure that all eligible voters could meet voter identification requirements necessary to vote. For example, Elections BC worked with the privacy offices of regional health authorities to ensure that sufficient identity documents could be accessed by patients in care facilities when mobile teams visited these locations (e.g. hospital bracelet and Record of Admission-Separation). The Chief Electoral Officer authorized medical prescriptions and prescription bottles as one piece of identification that could be used by voters in combination with another identity document, for example a Care Card. Elections BC also revised training for election officials on the vouching process, to ensure that it could be administered correctly, when required by voters who did not have the necessary ID. Over 10,900 voters in B.C. who otherwise would not have been able to cast their ballot, used the vouching process at general voting¹ to access their constitutional right to vote.

For the 40th Provincial General Election, Elections BC conducted advance voting at 264 voting places and general voting at 1,510 voting places. Advance voting was available to all voters from 8 a.m. to 8 p.m. from May 8 to May 11, the Wednesday, Thursday, Friday and Saturday before General Voting Day. Voters who were unable to attend an advance voting opportunity in their electoral district or their assigned voting place on General Voting Day could vote under absentee provisions at any other voting opportunity in the province. Beginning on Writ Day (April 16), qualified voters were also able to vote in the district electoral office or by mail. DEOs established special voting opportunities for voters who may have otherwise been unable to vote, such as patients in acute care hospitals.

¹ Elections BC estimates that approximately 14,000 voters used the vouching process across all voting opportunities.

The following table illustrates the number of votes cast at each type of voting opportunity.

Table 5: Votes cast by voting opportunity, 40th Provincial General Election

Voting opportunity	Number of valid votes	Number of rejected ballots	% of ballots rejected	Total number of votes considered	% of popular vote
General voting	1,262,498	5,784	0.46%	1,268,282	69.92%
Advance voting	366,558	1,318	0.36%	367,876	20.28%
Special voting	13,651	429	3.05%	14,080	0.78%
Absentee voting in electoral district	77,239	829	1.06%	78,068	4.30%
Absentee voting out of electoral district	30,563	2,295	6.98%	32,858	1.81%
Absentee advance voting	10,273	288	2.73%	10,561	0.58%
Alternative absentee voting (in DEO office)	34,897	644	1.81%	35,541	1.96%
Alternative absentee voting (by mail)	6,470	176	2.65%	6,646	0.37%
Total votes considered	1,802,149	11,763	0.65%	1,813,912	100.00%

Rejected ballots

The *Election Act* states that a ballot cannot be counted if it differs physically from the official ballots, is blank, is marked in such a way that the voter could be identified, is marked for more than one candidate, or does not clearly indicate the intention of the voter. Further, a write-in ballot that is marked for a political party that is not represented by a candidate in that electoral district, or is marked for both a political party and a candidate, but the candidate is not a representative of that political party, must also be rejected.

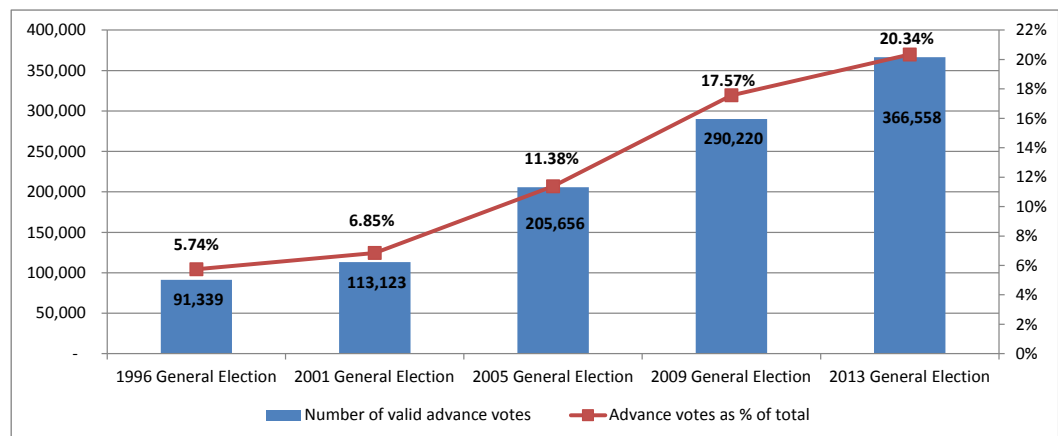
The overall ballot rejection rate was 0.65% or 11,763 out of 1,813,912 total votes considered. This was a very slight improvement over 2009 when 0.67% of all votes were rejected. There are many reasons why ballots are rejected. In some cases, voters decide to make a statement with their ballot and choose “none of the above” or write the name of a celebrity on the ballot. In other cases, election officials are unable to determine the clear intent of the voter (i.e. two candidates are selected), or the ballot is marked with the voter’s name or a clearly identifiable mark.

Voter confusion and election official error can also result in ballots being rejected, especially in absentee voting. Some voters insist that they are residents of a different electoral district, and vote for candidates in that district on their write-in ballot. Officials may err in giving voters an ordinary ballot when they should receive a write-in ballot, or they misidentify a voter's electoral district and advise them to choose a candidate in the wrong electoral district on their write-in ballot. These types of scenarios likely contributed to the higher rate of ballot rejection in out-of-district absentee and special voting. For the next election, Elections BC will improve absentee election official training, streamline processes where possible, and investigate ways in which technology might be used to correctly identify a voter's electoral district at the voting place. These improvements should help to reduce absentee voting ballot rejection rates.

Advance voting

Since the 36th Provincial General Election in 1996, the proportion of voters who cast valid votes at advance voting opportunities has steadily increased at each general election, from 5.74% in 1996 to 20.34% in 2013.

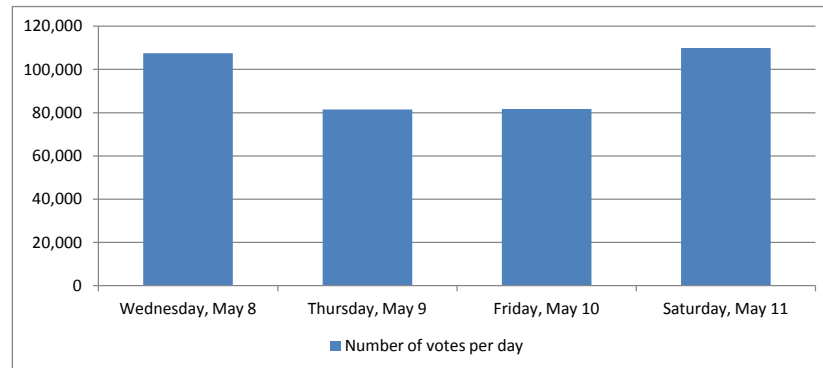
Figure 13: Advance votes, 1996–2013



The continued increase in advance voting is likely due to several factors. Continuing a practice first used in the 2009 General Election, Elections BC listed advance voting locations on the Where to Vote cards mailed to all registered voters. This raised awareness of the locations and the availability of advance voting to all registered voters. The accessibility of advance voting opportunities also improved – for the 40th Provincial General Election, Elections BC offered more advance voting places (264 in total) than in any previous general election.

Like the previous three general elections, the first day (Wednesday, May 8) and last day (Saturday, May 11) were the most popular days of advance voting during the 40th Provincial General Election.

Figure 14: Turnout at advance voting, 40th Provincial General Election



'Special voting – advance'

The *Election Act* requires an advance voting opportunity be staffed and available to all voters from 8 a.m. to 8 p.m. on the Wednesday, Thursday, Friday and Saturday prior to General Voting Day. Due to the cost and effort of establishing and staffing a voting place for this extended period, DEOs only provide advance voting opportunities in places that have the population to warrant them. However, at election time, voters and community leaders in rural and remote areas and at post-secondary institutions frequently request that an advance voting place be established in their community, despite the community not having the population to warrant a full four-day advance voting opportunity.

Using the authority provided in the *Election Act* for establishing special voting opportunities for voters who may otherwise be unable to vote, for 2013 the Chief Electoral Officer directed DEOs in 12 electoral districts to pilot an opportunity that was called 'special voting – advance'. These opportunities were offered during the advance voting period and mimicked the processes used at advance voting, but were only available for a limited amount of time in each community, according to its unique needs. For example, in Saanich North and the Islands, a voting place was established on North Pender Island from 8 a.m. to 8 p.m. on Friday, May 8 and Saturday, May 9. In Surrey-Cloverdale, a voting place was established on Kwantlen Polytechnic University campus on Wednesday, May 8 from 8:30 a.m. to 5 p.m., the period when most voters would be on campus.

Voters in these communities were informed of the dates, times and locations that 'special voting – advance' voting opportunities would be available through advertisements placed in community newspapers and signage at the voting places. These opportunities were also listed on Elections BC's website along with all other voting opportunities. Candidates and political parties were informed of these voting opportunities and candidate representatives were allowed to attend, as at other voting opportunities.

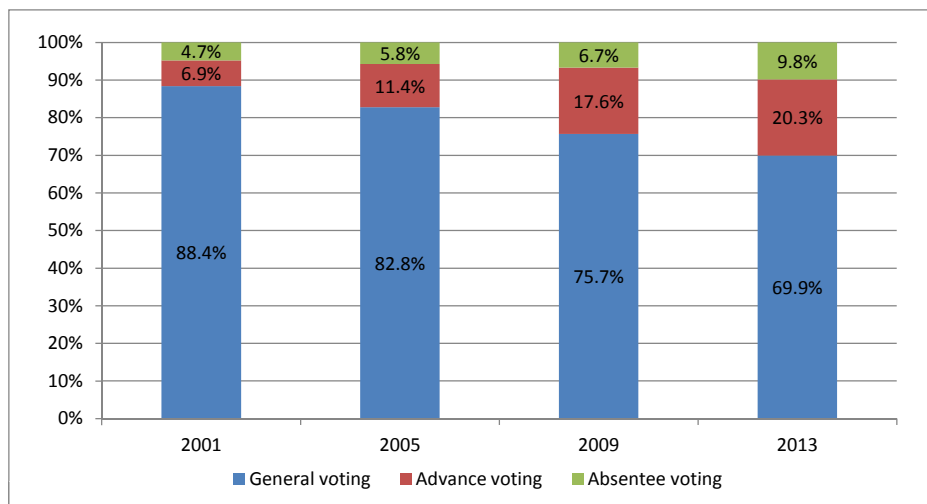
District Electoral Officers received very positive feedback from voters and representatives of the communities serviced by 'special voting – advance' voting places. Elections BC will consider their use more broadly for future elections. Voting results for 'special voting – advance' opportunities are reported with other special voting results.

Increased use of advance and absentee voting

The 2013 General Election saw a continued shift in voting habits away from general voting (voting at a voter's assigned voting place on General Voting Day), towards advance, absentee and special voting opportunities.

In 2001, approximately 90% of voters voted at general voting, 5% voted at advance voting, and 5% voted at absentee and special voting opportunities. In 2013, just under 70% of voters voted at their assigned voting place on General Voting Day, 20% voted at advance voting, and 10% voted at absentee or special voting opportunities.

Figure 15: Trends in the use of voting opportunities, 2001–2013



Overall, the 2013 General Election saw the use of absentee and special voting opportunities increase by more than 70% over 2009. This is likely due in part to the increased prominence of these voting opportunities in Elections BC advertising, the availability of tools to advise voters of the nearest voting place to their current location, and the promotion of these opportunities to their supporters by political parties.

The use of voting in the district electoral office more than doubled over 2009 and the use of vote by mail increased by more than 70%. While still a relatively small number of all votes cast, these shifts in voting habits represent a significant increase in workload for district electoral office staff. The increase in absentee voting also resulted in minor delays for some voters who used these opportunities during peak periods.

As voters become more aware of the availability and convenience at these other voting opportunities it is expected that these trends will continue. Elections BC will plan accordingly to ensure that a high standard of service to voters is maintained.

DEO initiatives

As part of the broader efforts by Elections BC to provide more accessible voting opportunities for the 2013 General Election, two DEOs established unique voting opportunities that received positive feedback from voters and garnered attention from media across B.C.

The Comox Valley district electoral office was located in a former car dealership with drive-thru bays. On the Saturday and Monday prior to General Voting Day, election officials conducted drive-thru voting, allowing voters voting at the district electoral office to cast their ballot without leaving their car. This innovative approach to assisting voters received significant attention from the media and was well-regarded by voters who appreciated the convenience.

Figure 16: 'Drive-thru voting', Comox Valley electoral district



The DEO for Kelowna-Lake Country worked with the local airport authority to establish an advance voting place at the Kelowna International Airport (YLW). As a major transportation hub for the Okanagan, this voting place provided voters flying in or out of Kelowna with a convenient opportunity to cast their ballot. The YLW advance voting place was also appreciated by the more than 2,000 airport employees.

Vote by Mail

B.C. voters may request that a voting package containing a ballot be mailed to them for them to mark and return prior to the close of general voting. This enables voters who may be away from B.C. for an extended period of time to vote in the election. While this opportunity provides voters whom would otherwise be unable to vote with a means to, mailing ballots back and forth takes time, placing notable constraints on voters in remote areas and foreign countries. In 2009, approximately one quarter of voting packages requested were not returned to a District Electoral Officer on time or at all.

To address the length of time it takes to mail a ballot back and forth and increase the likelihood that a ballot would be returned on time, Elections BC began sending voting packages to voters up to 30 days before the writs of election were issued. To meet the requirements of the *Election Act* voters were instructed that they must not mark their ballot or return the voting package until after the writ was issued. Of the 9,529 voting packages issued to voters, including 753 sent internationally, 6,646 voting packages were returned to District Electoral Officers by the deadline – a successful return rate of approximately 70%.

Of the packages mailed internationally ahead of Writ Day for the 2013 General Election, 60% were returned by the deadline, compared to only 38% of international packages sent on or after Writ Day. This suggests that the efforts of Elections BC to improve the accessibility of the vote by mail process were successful. While this change has helped to improve the likelihood that a voting package sent internationally will be returned by the deadline, there is still a significant number of voters who request a voting package, but do not return it.

Orders of the Chief Electoral Officer

For the vast majority of voters, voting in the 40th Provincial General Election proceeded without incident. In some instances, however, election official errors prompted the Chief Electoral Officer to issue an Order. Established by section 280 of the *Election Act*, an Order permits the Chief Electoral Officer to make exceptions to the Act if necessary because of an emergency, mistake or extraordinary circumstance. The Chief Electoral Officer issued 38 Orders related to the 40th Provincial General Election, a decrease from 52 in 2009. The majority of Orders were the result of election official errors, evidence of the complexity of provincial electoral legislation and the need to continue to review election official procedures with a view to simplifying individual tasks. For a summary of the Orders issued by the Chief Electoral Officer in relation to the 40th Provincial General Election, see Appendix A of this report.

Counting

Ordinary ballots from advance voting and general voting are counted at initial count, conducted following the close of voting on General Voting Day. Ballots contained in certification envelopes from other voting opportunities, such as absentee voting and special voting, are considered at final count. Final count is also when the results of an election are determined by adding the votes accepted during initial count and final count.

Final count begins on Day 41, 13 days after General Voting Day. This allows enough time for absentee ballots contained in certification envelopes to be delivered to the appropriate DEO. Final count is held in the district electoral office and may continue for up to three days.

If a candidate or their official agent believes that counting errors occurred during initial count, or if the difference between the leading candidate and the next candidate is less than 100 votes, the candidate or their official agent may request that the DEO recount some or all of the ballots considered at initial count as part of final count. The request for a DEO recount must be made in writing within three days after General Voting Day.

Final count for the 40th Provincial General Election began in every electoral district on May 27, 2013. A recount of the initial count was conducted in the electoral district of Saanich North and the Islands due to the small margin between the top three candidates.

Table 6: Results after initial count and after final count, Saanich North and the Islands

Electoral district	Candidate	Affiliation	Results after	
			Initial count	Final count
Saanich North and the Islands	Gary Holman	NDP	9,681	10,515
	Adam Olsen	GP	9,234	10,136
	Stephen P. Roberts	LIB	9,627	10,352

If a candidate or voter believes that counting errors occurred during initial or final count, the candidate or voter may apply to the Supreme Court for a judicial recount. The application must be made within six days of the declaration of official results at the conclusion of the final count.

No application for a judicial recount was made in Saanich North and the Islands following final count. Accordingly, on June 5, 2013, the DEO of Saanich North and the Islands returned the writ certifying the election of Gary Holman. Writs were also returned on that date for 83 other electoral districts.

In Coquitlam-Maillardville, however, a judicial recount was necessary due to the small margin between the top two candidates at the conclusion of final count. The *Election Act* requires a DEO to make an application to the Supreme Court for a judicial recount if, after final count, the two leading candidates are separated by less than 1/500ths of the total ballots considered. In Coquitlam-Maillardville, the separation between the leading candidates was 35 votes, less than 1/500ths of the 21,897 ballots considered.

On June 4, 2013, the judicial recount conducted by Mr. Justice Barry M. Davies upheld the results of final count in Coquitlam-Maillardville, confirming the election of Selina Mae Robinson. Following a two day appeal period in which no appeal was filed, the DEO returned the writ on June 7, 2013, marking the end of the election period for the 40th Provincial General Election.

Summary of results by political affiliation

The following table contains the results of the 40th Provincial General Election by political party affiliation. Registered political parties and other affiliations are listed in alphabetical order by their ballot name.

Table 7: Summary of results by affiliation, 40th Provincial General Election

Affiliation	Abbreviation	Total valid votes	% of popular vote	Candidates elected
BC Liberal Party	LIB	795,274	44.13%	49
BC NDP	NDP	715,855	39.72%	34
BC Conservative Party	CP	85,637	4.75%	0
Green Party of BC	GP	146,685	8.14%	1
Independent	IND	42,559	2.36%	1
Other affiliations*	-	16,139	0.90%	0
Total		1,802,149	100%	85

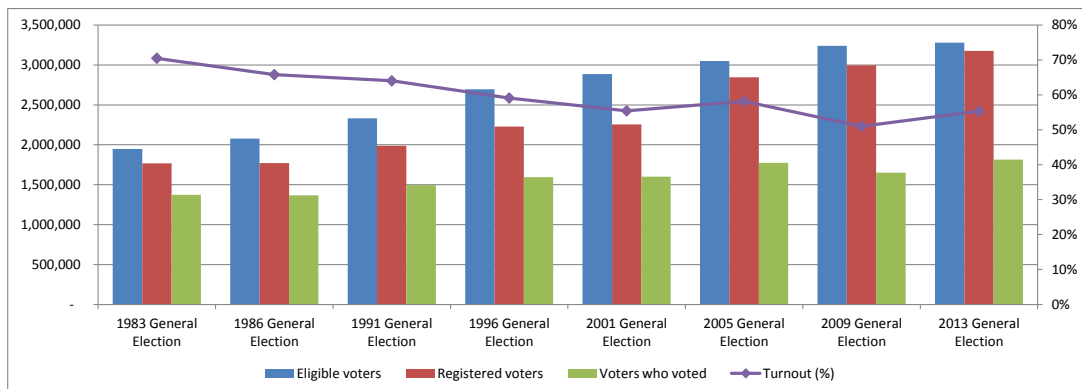
*Advocational Party (AID)
 BC Excalibur Party (BCEX)
 BC First (FP)
 BC Marijuana Party (BCM)
 BC Social Credit Party (SC)
 B.C. Vision (BCV)
 British Columbia Party (BCP)
 Christian Heritage Party of B.C. (CHP)
 Communist Party of BC (COMM)
 Helping Hand Party (HH)
 Libertarian (LBN)
 The Platinum Party (PLAT)
 Unparty: The Consensus-Building Party (UCBC)
 Work Less Party (WLP)
 YPP (YPBC)
 No affiliation

Voter turnout

Contrary to some reports in the media after General Voting Day, voter turnout in the 40th Provincial General Election increased over the 39th Provincial General Election, both as a percentage of eligible voters, and as the total number of ballots cast. Of the estimated 3,279,141 British Columbians eligible to vote in 2013, 1,813,912, or 55.32%, cast ballots. This represents a modest increase over 2009 when only 50.99% of eligible voters participated in the general election.

This misconception regarding turnout is likely due to the nature of initial and final counts and the way in which Elections BC reports election results to the public and media after initial count on General Voting Day. After initial count, Elections BC posts the interim results for each electoral district on its website based on the ballots cast at general and advance voting. However, ballots cast at absentee voting opportunities and rejected ballots are not included in these figures, as they are not known until after final count, approximately two weeks after General Voting Day. In an effort to provide the public with information in a timely manner, media will often use the total number of votes reported at initial count to calculate turnout statistics when reporting results in the days after the election. For the 2013 General Election, more than 170,000 ballots, or 9.8% of all ballots cast, were not considered until the final count. Elections BC will consider reporting in future the number of certification envelopes containing ballots to be considered at final count along with the initial count results to enable more accurate estimates of voter turnout.

Figure 17: Voter participation, 1983–2013



*Turnout is the percentage of eligible voters who voted

Table 8: Voter turnout, 1983–2013

	Eligible voters	Registered voters	Voters who voted	Turnout (%)
1983 General Election	1,947,617	1,768,063	1,373,018	70.50%
1986 General Election	2,076,366	1,770,000	1,366,193	65.80%
1991 General Election	2,331,871	1,989,054	1,493,200	64.03%
1996 General Election	2,694,537	2,227,424	1,592,655	59.11%
2001 General Election	2,885,714	2,254,920	1,599,765	55.44%
2005 General Election	3,049,153	2,845,284	1,774,375	58.19%
2009 General Election	3,238,737	2,995,465	1,651,567	50.99%
2013 General Election	3,279,141	3,176,455	1,813,912	55.32%

The increase in turnout from 50.99% of the estimated eligible voters in 2009 to 55.32% in 2013 represents 162,000 more British Columbians turning out to vote at the 40th Provincial General Election. The increase in turnout was reflected across all age groupings but one (5,200 fewer voters aged 45 to 54 voted in 2013 than in 2009).

Table 9: Voter participation by age group, 40th Provincial General Election

Group	18-24	25-34	35-44	45-54	55-64	65-74	75+	Total
Registered voters	235,615	505,345	521,159	623,943	591,106	386,875	312,412	3,176,455
Registered voters who voted	112,918	200,984	255,689	358,647	393,914	287,242	204,518	1,813,912
% of registered voters who voted	47.9%	39.8%	49.1%	57.5%	66.6%	74.2%	65.5%	57.1%

In contrast, most other Canadian jurisdictions have seen a decline in voter turnout in their most recent general elections.

Educational institutions, political parties, politicians and community groups all have a role to play in encouraging civic and democratic engagement. Elections BC lacks the mandate and budget to undertake significant activities in this regard. Instead, Elections BC strives for accessibility and inclusivity, ensuring that information and accessible voting opportunities are available to all voters who choose to participate.

Conclusion

The 40th Provincial General Election and 2013 Enumeration represented the culmination of a busy and dynamic period of electoral administration in British Columbia. By applying lessons learned from past events, Elections BC was able to successfully administer both of these events in an efficient and cost-effective manner.

For Elections BC, the 40th Provincial General Election was defined by several key themes. The decision to take a more voter-centric approach to our business and increase accessibility was perhaps the most significant of these. This approach was reflected in the increased focus in Elections BC communications on absentee and advance voting as more convenient ways to vote. The province-wide implementation of the 'express lane to voting' created by using the Where to Vote card as an advance voting certificate was also rooted in this way of thinking. The creation of the VoteBC app and 'special voting – advance' voting places reflected efforts to reduce barriers and make voting more convenient. The response from stakeholders to these changes has been quite positive and Elections BC will continue its efforts to improve services for voters and other stakeholders.

A second key theme was the continued shift in voting habits away from voting at the assigned voting place on General Voting Day and towards advance and absentee voting opportunities. Use of general voting opportunities dropped below 70% of all votes cast for the first time in the 2013 General Election. Only 12 years ago, general voting was used by almost 90% of voters. Advance voting now represents more than 20% of votes cast and use of absentee and special voting almost doubled between 2009 and 2013. Elections BC expects these trends to continue.

The third theme of the 40th Provincial General Election for Elections BC relates to the sustainability of the current voting model. Although accessibility was immensely increased in B.C. with the rewrite of the *Election Act* in 1995, the basic voting model of two election officials and one ballot box per voting area has been unchanged for over 100 years. With an ever increasing voting population, despite lower levels of voter turnout, Elections BC will be required to hire and train more and more election officials to administer an election. And the increase in accessibility, while excellent for voters, has greatly increased the complexity of the voting process. These drivers have resulted in strain on the voting model, which will lead to increased costs and challenges in maintaining compliance. The high numbers of CEO Orders in both 2009 and 2013 are evidence of this.

A number of Canadian electoral agencies are re-examining their voting model and implementing major changes to how voting is administered. Elections New Brunswick pioneered the “bank teller” approach where all voters assigned to a voting place go first to an electronic strike-off station, and then to the next available voting station to receive and cast their ballot. Elections New Brunswick is hoping to achieve 33% cost savings in staffing through this innovation as well as facilitate compliance through simplified election official taskings. Both Elections Canada and Elections Ontario are also examining ways to innovate, introduce technology to the voting place, place the voter at the centre of the voting process, and achieve increased efficiencies.

While rethinking the processes related to registration and updating of voter registration information in conjunction with voting created efficiencies for voters and reduced the number of election officials required by more than 10%, there is little more that Elections BC can do to improve the sustainability of the provincial electoral process under the current legislation.

In reviewing its administration of the 40th Provincial General Election, Elections BC will work to identify aspects of provincial electoral administration that would benefit from changes to the legislation. Any proposed amendments will be submitted in a separate report.

Elections BC will also examine what changes would be necessary to modernize B.C.'s voting model, while maintaining its accessibility. These changes and a proposal for a new voting process will be part of a broad consultative process and will form the basis of a report of the Chief Electoral Officer which will be submitted to the Legislative Assembly by spring 2015.

List of vendors, partners and service providers

Elections BC wishes to thank the following individuals and organizations for providing exceptional service and support during the 40th Provincial General Election:

- Barrodale Computing Services, Ltd.
- BC Corrections
- BC Mail Plus
- BC Regional Health Authorities
- Canada Post Corporation
- Canadian Coast Guard
- Canadian Forces
- Correctional Service of Canada
- Critical Control Solutions
- Elections Canada
- Elevator Strategy, Advertising and Design
- HP Enterprise Services
- Queen's Printer
- Ricoh Canada
- Sasktel
- Service BC - Government Agents
- Shared Services BC (Client Services, Data Network Services, Hosting Services, Information Management Branch, IT Security Operations, Procurement Services, Service Integration and Operations)
- Shaw Communications
- TELUS
- Waddell Raponi Lawyers
- Youth Custody Services





Report of the Chief Electoral Officer
40th Provincial General Election

Section 2

Elections BC expenses



Elections BC expenses

2013 General Election expenses

Central office expenses

Expense categories	Combined totals for fiscal years 2011/2012, 2012/2013 and 2013/2014
Salaries	\$1,926,886
Professional Services	640,058
Information Systems	1,667,320
Advertising & Publications	2,847,051
General Office Expenses	1,527,386
Travel	54,888
Training	497,268
Telephones	59,664
Postal Services/Postage/Courier	739,694
Voter Notice Postage/Printing	1,973,874
Total	\$11,934,089

District electoral office expenses (see details on following pages)

Total	\$22,874,036
--------------	---------------------

Total election expenses	\$34,808,125
--------------------------------	---------------------

Total number of registered voters on General Voting Day	3,176,455
---	-----------

Cost per registered voter	\$10.96
----------------------------------	----------------

Electoral district	District Electoral Officer wages	Deputy District Electoral Officer wages	Support staff salaries	Employer EI/CPP contributions	Travel	Office rent	General office	Voting place rental	Election official fees	Ballot printing	Voters list printing	Total expenses
	\$	\$	\$	\$	\$	\$	\$	\$	\$	\$	\$	\$
Abbotsford-Mission	20,900	15,682	39,559	6,378	979	15,248	14,949	11,552	132,542	6,923	2,137	266,849
Abbotsford South	20,900	15,682	38,390	8,677	707	12,800	12,647	11,771	154,643	6,789	2,569	285,575
Abbotsford West	20,900	15,682	24,909	6,236	109	12,381	10,093	12,431	131,914	6,109	2,675	243,439
Alberni-Pacific Rim	20,900	15,682	36,030	7,300	1,151	7,619	12,840	13,124	128,993	6,799	3,588	254,026
Boundary-Similkameen	20,900	15,682	40,872	9,561	5,497	6,102	10,585	14,209	161,182	5,125	3,680	293,395
Burnaby-Deer Lake	20,900	15,682	39,788	7,860	120	20,190	8,934	12,948	138,180	6,534	1,372	272,508
Burnaby-Edmonds	20,145	15,682	32,231	6,654	203	7,500	10,724	12,909	137,358	6,295	2,112	251,813
Burnaby-Lougheed	20,900	15,682	32,154	8,821	209	6,000	14,518	14,592	165,564	6,240	2,048	286,728
Burnaby North	20,900	15,552	35,145	6,838	52	19,048	11,223	12,553	132,108	7,085	904	261,408
Cariboo-Chilcotin	20,900	31,318	52,176	8,523	8,120	7,675	12,780	8,892	101,198	4,073	1,499	257,154
Cariboo North	20,900	15,682	16,678	3,131	2,054	5,200	12,149	8,570	96,599	4,267	1,391	186,621
Chilliwack	20,900	15,682	33,859	5,282	133	7,019	9,158	10,571	121,732	6,472	2,175	232,983
Chilliwack-Hope	20,900	15,682	45,032	8,570	2,641	20,319	12,141	13,676	157,357	6,227	2,238	304,783
Columbia River-Revelstoke	20,900	15,682	20,867	6,916	2,794	5,067	15,665	9,695	105,073	4,512	4,393	211,564
Comox Valley	20,900	18,108	43,997	8,698	744	11,429	11,872	16,183	186,118	8,678	3,470	330,197
Coquitlam-Burke Mountain	20,900	15,682	41,936	7,796	442	17,775	10,782	12,597	149,666	6,350	1,960	285,886
Coquitlam-Maillardville	22,487	16,910	37,567	5,476	279	19,500	11,874	13,552	150,816	6,595	1,930	286,986
Cowichan Valley	20,900	15,682	33,294	7,737	461	5,714	11,799	11,789	158,246	7,277	2,583	275,482
Delta North	20,900	15,682	33,777	4,526	96	10,200	8,586	9,229	107,146	6,227	1,374	217,743
Delta South	20,900	15,682	31,118	5,422	77	19,048	9,609	10,933	121,844	6,105	1,864	242,602
Esquimalt-Royal Roads	20,900	15,682	23,448	5,168	318	14,000	9,817	12,384	133,760	6,789	1,538	243,804
Fort Langley-Aldergrove	20,900	15,682	39,049	6,229	772	13,500	10,688	16,847	165,824	8,310	2,839	300,640
Fraser-Nicola	20,900	34,242	47,319	9,270	8,407	6,057	16,671	12,332	150,524	3,777	4,049	313,548
Juan de Fuca	20,900	15,682	25,328	8,237	660	10,850	10,607	13,695	153,137	6,840	1,875	267,811
Kamloops-North Thompson	20,900	15,636	33,175	6,484	2,591	12,000	9,519	14,986	151,574	6,962	3,260	277,087
Kamloops-South Thompson	20,900	15,087	40,919	7,130	521	8,929	10,800	15,457	169,770	7,330	3,884	300,727
Kelowna-Lake Country	20,900	15,682	38,415	9,105	554	9,000	9,367	15,352	163,831	7,802	2,183	292,191
Kelowna-Mission	20,900	15,682	29,776	7,064	670	8,466	9,343	16,371	191,932	7,820	2,495	310,519
Kootenay East	20,900	15,682	27,278	8,323	3,442	14,762	15,136	12,571	141,050	5,370	1,790	266,304
Kootenay West	20,900	15,659	25,048	6,694	2,088	3,810	17,522	11,833	132,278	5,492	6,629	247,953
Langley	20,900	15,682	35,702	6,284	266	11,000	9,269	13,308	147,716	7,943	1,840	269,910
Maple Ridge-Mission	20,900	15,682	32,436	5,765	712	21,500	10,798	11,124	118,815	6,472	1,445	245,649
Maple Ridge-Pitt Meadows	20,900	15,682	23,243	4,835	74	9,500	14,063	11,429	133,146	6,864	2,104	241,840
Nanaimo	20,900	15,636	37,792	4,018	329	13,333	9,785	11,631	128,768	6,962	2,201	251,355
Nanaimo-North Cowichan	20,900	15,682	43,427	7,080	1,927	10,269	8,728	12,893	143,962	7,085	2,315	274,268

Electoral district	District Electoral Officer wages	Deputy District Electoral Officer wages	Support staff salaries	Employer EI/CPP contributions	Travel	Office rent	General office	Voting place rental	Electoral official fees	Ballot printing	Voters list printing	Total expenses
	\$	\$	\$	\$	\$	\$	\$	\$	\$	\$	\$	\$
Nechako Lakes	20,900	15,682	17,246	7,055	6,748	8,571	10,907	11,024	101,681	3,717	577	204,108
Nelson-Creston	20,900	15,682	32,514	7,538	3,423	10,019	14,878	11,200	126,344	4,880	2,208	249,586
New Westminster	20,900	15,027	46,117	8,487	562	24,762	8,143	16,151	187,538	7,943	2,708	338,338
North Coast	20,900	15,068	18,485	3,997	16,841	7,000	12,130	5,705	72,817	2,955	135	176,033
North Island	20,026	31,365	37,552	8,190	11,602	6,714	19,720	12,204	151,284	7,085	3,545	309,287
North Vancouver-Lonsdale	20,900	15,682	32,673	4,892	147	13,286	11,428	13,134	146,193	7,107	2,311	267,753
North Vancouver-Seymour	20,900	15,682	41,031	7,920	257	19,600	13,003	12,503	141,575	6,985	5,500	284,956
Oak Bay-Gordon Head	20,900	15,682	27,823	7,400	-	17,978	9,266	12,325	138,018	6,903	1,529	257,824
Parksville-Qualicum	20,900	15,682	32,007	7,412	779	6,095	9,815	14,199	153,075	7,453	1,407	268,824
Peace River North	20,900	30,428	57,718	11,725	11,133	11,384	14,298	11,429	132,288	4,803	2,668	308,774
Peace River South	20,900	15,594	26,371	6,627	5,133	2,124	7,236	6,990	75,993	3,419	765	171,152
Penticton	20,026	15,682	31,905	7,921	617	8,028	8,651	15,369	175,280	7,453	2,120	293,052
Port Coquitlam	20,900	15,682	32,579	6,817	241	9,000	10,360	13,581	154,284	6,840	2,517	272,801
Port Moody-Coquitlam	20,900	14,980	40,151	6,724	541	11,700	10,818	12,609	147,526	4,880	2,530	273,359
Powell River-Sunshine Coast	20,900	30,710	34,161	8,087	1,525	7,000	7,690	13,371	132,293	6,472	1,994	264,203
Prince George-Mackenzie	20,900	15,682	31,615	6,941	1,730	10,000	13,842	15,067	139,686	6,153	1,582	263,198
Prince George-Valemount	20,900	14,893	29,496	6,260	1,938	7,000	10,995	12,213	127,743	6,839	2,044	240,321
Richmond Centre	20,900	15,682	43,554	7,290	100	17,000	14,852	14,057	152,859	7,575	851	294,720
Richmond East	20,900	14,980	41,239	6,795	507	14,000	13,004	12,829	144,565	7,751	2,718	279,288
Richmond-Steveston	19,906	15,556	30,930	7,215	235	23,273	17,848	14,845	154,656	7,330	1,758	293,552
Saanich North and the Islands	20,900	30,495	45,875	10,476	3,047	12,486	7,002	15,022	167,985	7,820	2,199	323,307
Saanich South	20,900	15,229	26,175	6,726	219	14,000	9,791	12,509	125,772	6,856	1,538	239,715
Shuswap	20,900	15,682	31,273	5,267	1,956	6,857	9,230	14,125	145,194	7,085	2,199	259,768
Skeena	20,900	15,682	18,850	4,150	1,250	15,238	10,557	7,687	80,985	3,703	786	179,788
Stikine	20,900	15,027	42,601	7,255	10,132	9,000	14,113	8,699	97,822	2,307	1,081	228,937
Surrey-Cloverdale	20,900	14,818	40,239	8,433	610	8,771	11,660	18,670	187,361	8,992	2,858	323,312
Surrey-Fleetwood	20,900	15,682	31,835	4,784	232	16,933	12,531	12,270	121,680	6,105	1,791	244,743
Surrey-Green Timbers	20,900	15,682	36,323	5,526	210	11,429	11,407	8,690	100,541	5,370	1,326	217,404
Surrey-Newton	20,900	15,115	35,015	5,853	342	10,000	10,455	14,345	113,511	5,982	733	232,251
Surrey-Panorama	20,900	15,659	41,300	5,812	541	26,678	12,037	14,406	158,886	7,575	2,875	306,669
Surrey-Tynehead	20,900	18,597	28,366	6,699	137	6,159	8,702	12,294	120,188	6,350	1,746	230,138
Surrey-Whalley	20,818	15,682	32,923	5,178	132	18,000	9,329	11,935	121,586	6,350	998	242,931
Surrey-White Rock	20,900	15,682	32,763	5,358	176	16,000	8,943	13,048	147,280	7,085	2,939	270,174
Vancouver-Fairview	20,812	13,285	38,031	7,668	356	26,648	12,400	14,356	170,404	7,698	5,421	317,079
Vancouver-False Creek	20,900	15,682	39,711	8,239	76	25,000	13,303	17,003	163,582	7,330	1,569	312,395

Electoral district	District Electoral Officer wages	Deputy District Electoral Officer wages	Support staff salaries	Employer EI/CPP contributions	Travel	Office rent	General office	Voting place rental	Election official fees	Ballot printing	Voters list printing	Total expenses
	\$	\$	\$	\$	\$	\$	\$	\$	\$	\$	\$	\$
Vancouver-Fraserview	20,026	15,682	37,731	6,538	-	17,150	13,176	11,288	131,923	6,962	2,141	262,617
Vancouver-Hastings	20,900	15,682	42,320	6,984	624	12,381	13,220	16,228	157,310	6,962	2,077	294,688
Vancouver-Kensington	20,900	15,027	30,024	5,941	75	30,700	11,692	10,961	113,885	6,717	1,425	247,347
Vancouver-Kingsway	20,900	15,682	31,927	5,932	182	17,143	12,471	12,960	130,900	6,595	1,679	256,371
Vancouver-Langara	20,900	15,682	35,909	6,572	146	8,400	12,123	12,673	140,676	6,595	1,603	261,279
Vancouver-Mount Pleasant	20,900	15,659	44,745	9,854	415	14,850	22,524	19,419	185,782	7,208	2,084	343,440
Vancouver-Point Grey	20,900	15,682	39,400	7,284	169	17,680	13,242	13,582	155,851	7,538	2,124	293,452
Vancouver-Quilichena	20,900	14,745	40,076	6,222	213	14,000	11,396	12,410	129,709	6,541	772	256,984
Vancouver-West End	20,145	15,682	50,797	6,940	-	20,000	12,464	14,683	175,299	6,472	2,584	325,066
Vernon-Monashee	20,900	14,541	23,879	6,374	296	5,714	8,777	15,128	164,460	8,163	2,716	270,948
Victoria-Beacon Hill	20,900	14,898	53,819	6,666	453	22,000	10,862	12,296	138,169	7,601	1,947	289,611
Victoria-Swan Lake	20,900	15,682	40,741	5,636	350	18,940	9,134	14,276	148,070	6,840	1,299	281,868
West Vancouver-Capilano	20,900	15,682	35,013	7,892	189	7,350	11,730	13,611	148,642	7,230	3,690	271,929
West Vancouver-Sea to Sky	20,900	31,365	48,119	9,579	2,120	22,600	17,348	12,396	146,406	6,381	3,013	320,227
Westside-Kelowna	20,837	15,407	38,935	9,033	719	7,140	12,891	16,367	175,428	7,575	2,789	307,121
Total \$	1,772,728	1,436,398	3,011,616	592,252	139,625	1,084,568	1,010,458	1,098,131	11,985,351	553,031	189,878	22,874,036





Report of the Chief Electoral Officer
40th Provincial General Election

Section 3
Campaign financing



Campaign financing

Introduction

Under the *Election Act*, financial agents for candidates, registered political parties represented by a candidate in an election and associated registered constituency associations are required to file election financing reports with the Chief Electoral Officer within 90 days after General Voting Day. Individuals and organizations that sponsor election advertising are required to register with Elections BC. Registered election advertising sponsors who sponsor election advertising with a value of \$500 or more are required to file election advertising disclosure reports within 90 days after General Voting Day.

Following are summaries of election financing reports and election advertising sponsor disclosure reports received by Elections BC. The summaries reflect the financing reports as filed and do not include subsequent amendments. After filing, Elections BC staff review the reports for accuracy and completeness. The completed reports and any subsequent amendments are available for viewing on the Elections BC website for up to 10 years. Because Elections BC does not include cents in the summaries, there may be some small differences from the original reports due to rounding.

The financial filing deadline was 4:30 p.m. on August 12, 2013.

Election expenses limits

For candidates, the expenses limits were \$73,218.39 for the 60 day pre-campaign period (February 15 to the time the election was called on April 16, 2013) and the same amount for the campaign period. The campaign period was the time between when the election was called on April 16, 2013 and the close of general voting on May 14, 2013. Registered political parties were limited to \$1,150,574.71 during the pre-campaign period and \$4,602,298.85 during the campaign period, regardless of the number of candidates they endorsed.

Registered constituency associations are prohibited from incurring election expenses except on behalf of a nominee prior to that individual receiving their certificate of candidacy, and any such expenses are considered to be election expenses of the candidate. Therefore, constituency associations do not have an election expenses limit.

Third party advertising limits

For election advertising sponsors, the expenses limit was \$3,137.93 in relation to a single electoral district and \$156,896.55 overall. These limits only applied to election advertising conducted during the campaign period.

Registered political parties

The election financing information in this report includes both the total inflows and total outflows for each registered political party which endorsed a candidate. Total inflows and total outflows may not be equal. This commonly occurs when assets held prior to a pre-campaign or campaign period are used, and therefore reported as election expenses but not as inflows. Differences also occur because the reporting periods are different for inflows and outflows.

Total inflows include income and loans received. Except for other income, total inflows are reported from January 1, 2013 to the close of voting on General Voting Day. Other income is miscellaneous income related to the election only.

Political contributions: amount of money or the value of any property or services provided without compensation by way of donation, advance, deposit, discount or otherwise.

Transfers received: non-reciprocal receipts of money, goods or services from a registered constituency association, a candidate, or a leadership contestant.

Fundraising income: the portion of income from fundraising functions that is not reported as political contributions.

Other income: income related to the election from miscellaneous sources.

Loans received: the original amount of loans received for election expenses. Some or all of the loan may have been repaid.

Total outflows are related to the pre-campaign and campaign periods only and are categorized as follows:

Election expenses subject to the 60 day pre-campaign period expenses limit: the value of property or services used during the 60 day pre-campaign period, by or on behalf of a registered political party, registered constituency association, or a candidate to promote or oppose a registered political party or a candidate (e.g. advertising and campaign office expenses). The 60 day pre-campaign period was from February 15, 2013 to the time the election was called on April 16, 2013. The *Election Act* limits the amount of election expenses a registered political party or candidate can incur during this period.

Election expenses subject to the campaign period expenses limit: the value of property or services used during the campaign period, by or on behalf of a registered political party, registered constituency association, or a candidate to promote or oppose a registered political party or a candidate (e.g. advertising and campaign office expenses). The campaign period was the time between when the election was called on April 16, 2013 and the close of general voting on May 14, 2013. The *Election Act* limits the amount of election expenses a registered political party or candidate can incur during this period.

Election expenses not subject to the expenses limits: election expenses specifically excluded from the election expenses limits (e.g. audit fees). This type of expense is described in section 203 of the *Election Act*.

Other expenses: the value of goods and services used outside the pre-campaign or campaign period but in relation to the election.

Transfers given: non-reciprocal provisions of money, goods or services to a registered constituency association, a candidate, or a leadership contestant.

Registered constituency associations

Registered constituency associations are prohibited from incurring election expenses, except on behalf of a nominee prior to that individual receiving their certificate of candidacy. All election expenses incurred on behalf of a nominee must be included in the candidate's election expenses. Therefore, constituency associations do not report any expenses in their election financing reports. The only outflows reported are transfers given between January 1, 2013 and General Voting Day. Total inflows include income and loans received. Income is from January 1, 2013 to the close of voting on General Voting Day.

Political contributions: amount of money or the value of any property or services provided without compensation by way of donation, advance, deposit, discount or otherwise.

Transfers received: non-reciprocal receipts of money, goods or services from a registered political party, a candidate, or another registered constituency association of the same registered political party.

Fundraising income: the portion of income from fundraising functions that is not reported as political contributions.

Loans received: the original amount of loans received for election expenses. Some or all of the loan may have been repaid.

The only outflows reported by registered constituency associations in election financing reports are:

Transfers given: non-reciprocal provisions of money, goods or services to a registered political party, a candidate, or another registered constituency association of the same registered political party.

Candidates

The election financing information for candidates in this report includes both the total inflows and outflows. Total inflows and total outflows may not be equal. This commonly occurs when items owned by a candidate prior to a pre-campaign or campaign period are used, and therefore reported as election expenses but not as inflows.

Political contributions: amount of money or the value of any property or services provided without compensation by way of donation, advance, deposit, discount or otherwise.

Transfers received: non-reciprocal receipts of money, goods or services from a registered political party, registered constituency association, or another candidate of the same registered political party.

Fundraising income: the portion of income from fundraising functions that is not reported as political contributions.

Other income: income related to the election from miscellaneous sources.

Loans received: the original amount of loans received for election expenses. Some or all of the loan may have been repaid.

Total outflows are categorized as follows:

Election expenses subject to the 60 day pre-campaign period expenses limit: the value of property or services used during the 60 day pre-campaign period, by or on behalf of a registered political party, registered constituency association, or a candidate to promote or oppose a registered political party or a candidate (e.g. advertising and campaign office expenses). The 60 day pre-campaign period was from February 15, 2013 to the time the election was called on April 16, 2013. The *Election Act* limits the amount of election expenses a registered political party or candidate can incur during this period.

Election expenses subject to the campaign period expenses limit: the value of property or services used during the campaign period, by or on behalf of a registered political party, registered constituency association, or a candidate to promote or oppose a registered political party or a candidate (e.g. advertising and campaign office expenses). The campaign period was the time between when the election was called on April 16, 2013 and the close of general voting on May 14, 2013. The *Election Act* limits the amount of election expenses a registered political party or candidate can incur during this period.

Election expenses not subject to the expenses limits: election expenses specifically excluded from the election expenses limits (e.g. nomination deposits and audit fees). This type of expense is described in section 203 of the *Election Act*.

Other expenses: the value of goods and services used outside a pre-campaign or campaign period but in relation to the election.

Transfers given: non-reciprocal provision of money, goods or services to a registered political party, registered constituency association, or another candidate of the same registered political party.

Election advertising sponsors

The following definitions are only relevant to independent election advertising sponsors:

Election advertising: the transmission, by any means, of an advertising message to the public that:

- is transmitted during the campaign period, and
- promotes or opposes, directly or indirectly, a registered political party or the election of a candidate. This includes taking a position on an issue with which a candidate or registered political party is associated.

Election advertising does not include news or commentary in a bona fide periodical, documents sent directly by a person or group to their members, employees or shareholders, or the transmission by an individual, on a non-commercial basis on the Internet, or by telephone or text messaging, of their personal political views.

Contributions: money provided to a sponsor of election advertising during the period beginning six months before an election is called and ending on General Voting Day.

Amount of sponsor's assets used: the value of the sponsor's assets used to pay for election advertising. This amount does not include contributions referred to above.

Value of election advertising: the market value of preparing and conducting election advertising.

All election advertising sponsors must be registered. Under section 244 of the *Election Act*, an election advertising sponsor is not required to file a disclosure report if, during the campaign period, the advertising sponsored did not have a total value of \$500 or more.

The summaries of disclosure reports for election advertising sponsors who sponsored election advertising with a total value of \$500 or more are included in this report.

The following election advertising sponsors indicated that they did not sponsor election advertising with a value of \$500 or more:

470 Columbia Investments Ltd
Abbotsford District Teachers' Association
Alberni Environmental Coalition
Ancient Forest Alliance
Anthem Properties Group Ltd.
Arrow Lakes Teachers' Association
Association of North Island Students' Union Local 72 Canadian Federation of Students
B.C. Retired Teachers' Association
B.C. Road Builders & Heavy Construction Association
BC CEDAW Group
BC Coalition of People With Disabilities
BC Federation of Retired Union Members
BC Ferry & Marine Workers' Union
BC Freedom of Information and Privacy Association
BC Friends of Medicare Society
BC Healthy Living Alliance
Boundary District Teachers' Association
British Columbia & Yukon Territory Building and Construction and Trades Council
British Columbia Civil Liberties Association
British Columbia Coastal Transportation Society
British Columbia Government and Service Employees' Union
British Columbia Library Association
British Columbia Library Trustees' Association
Brown's Bay Packing Co.
Bulkley Valley Teachers' Union
Burnaby Citizens' Association
Burns Bog Conservation Society
Burns Lake District Teachers' Union
Campbell River District Teachers' Association
Canadian Bar Association (British Columbia Branch)
Canadian Cancer Society, BC & Yukon Division
Canadian Centre for Policy Alternatives - BC Office
Canadian Labour Congress
Canadian Mental Health Association - BC Division
Canadian Mobilization and Education Hub Society
Canadian Taxpayers Federation
Canadian Union of Public Employees Local 15 - Vancouver Municipal, Education and Community Workers
Canadian Union of Public Employees Local 389
Canadian Union of Public Employees, Local 1978
Canadian Union of Public Employees, Local 606 (Mid Island School Employees)
Canadian Wild Salmon Alliance Society
Cariboo-Chilcotin Teachers' Association
Carnegie Community Action Project

Central Coast Teachers' Association
Chau, Phillip
Chilliwack Teachers' Association
Citizens for Clean Government
Citizens for Quality Healthcare
Coalition for B.C. Referendum
Coalition of BC Businesses
CoalWatch Comox Valley Society
Coast Forest Products Association
College of New Caledonia Students' Union
Community Advocates for Little Mountain
Community Legal Assistance Society
Comox District Teachers' Association
Comox Valley Water Watch Coalition
Compensation Employees' Union
Concerned Citizens for Cowichan Lodge
Confederation of University Faculty Associations of British Columbia
Conservation Voters of BC Society
Construction and Specialized Workers' Union Local 1611
Consumer Advocacy and Support for Homeowners Society (CASH)
Council of Canadians (Comox Valley Chapter)
Creston Valley Teachers' Association
Curry, Susan
Delta Teachers' Association
Denman Opposes Coal
Dick, William
Douglas Students' Union
Douglass, William
East Kootenay Regional Hospital Medical Staff
Ecojustice Canada Society
Emily Carr Students' Union Society
Enough-is-Enough.ca
Environmental Support Centre Society
Fair Voting BC
Fedi, Kenneth
Fernie District Teachers' Association
First Call: BC Child and Youth Advocacy Coalition
Fort Nelson District Teachers' Association
Gagne, Teresa
Georgia Strait Alliance
GetOnBoard Association, The
Gold Trail Teachers' Association
Golden Teachers' Association
Graham, Raymond
Greenpeace Canada
Ground Zero Coal
Gulf Island Teachers' Association

Haida Gwaii Teachers' Association
Health Sciences Association of British Columbia
Heaney, John
Impact on Communities Coalition
Independent Contractors and Businesses Association of BC
International Association of Heat and Frost Insulators and Allied Workers, Local 118
International Association of Theatrical Stage Employees (IATSE) Local 891
International Brotherhood of Electrical Workers Local 230
International Union of Painters and Allied Trades, District 38
Kamloops Citizens Group for Responsive Government
Kamloops Health Coalition
Kamloops Moms for Clean Air
Kamloops Physicians For A Healthy Environment
Kamloops Thompson Teachers' Association
Kimberley Teachers' Association
Kootenay Columbia Teachers' Union
Lake Cowichan Teachers' Association
Langara Students' Union Association
Langley Teachers' Association
Li, Quint
Liquor Plus
LNB Construction Inc
MacFarlane, Ron
Mission Teachers' Union
Mount Arrowsmith Teachers' Association
Munson, Ian
Nanaimo, Duncan and District Labour Council
National Automobile, Aerospace, Transportation and General Workers Union of Canada
Nelson and District Health Task Force
Nelson District Teachers' Association
New Westminster Teachers' Union
Nisga'a Teachers' Union
Nixon, Garry
North Okanagan Shuswap Teachers' Association
North Thompson Tourism Support Group
North Vancouver Teachers' Association
Northern BC Construction Association
Northerners for Economic Development
Oceanside Coalition for Strong Communities
Okanagan College Students' Union
Okanagan Residents for Prosperity
Okanagan Skaha Teachers' Union
Pacific Western Brewing Co. Ltd.
Pacific Wild Alliance
Parksville/Qualicum KAIROS
Parksville-Qualicum Retired Teachers' Association
Peace River North Teachers' Association

Peace River South Teachers' Association
Pendray, Michael
Peretz Centre for Secular Jewish Culture
Pivot Legal Society
Port Alberni & District Labour Council
Positive Living Society of British Columbia
Prince George Construction Association
Prince George District Teachers' Association
Prince Rupert District Teachers' Union
Princeton District Teachers' Union
Professional Arts Alliance of Greater Victoria
Public Health Association of BC
Public Service Alliance of Canada, BC Region
Pulp, Paper and Woodworkers of Canada
Quesnel District Teachers' Association
Raincoast Conservation Society
Raise the Rates
Rally for BC Political Alternatives
Rasi, Allan
Revelstoke Teachers' Association
Richmond Teachers' Association
Rocky Mountain Diesel Ltd
Saluja, Pushpinder
Sandborn, Thomas
Save Our Rivers Society
Sea to Sky Teachers' Association
Seifred, Barbara
Selkirk College Students' Union
Shuswap Columbia District Labour Council
Sierra Club Comox Valley
Sooke Teachers' Association
South Okanagan Similkameen Teachers' Union
Southern Interior Construction Association
Stikine Teachers' Association
Students' Unions of Vancouver Community College
Sunshine Coast Teachers' Association
Support Our Seniors Comox Valley Society
Swain, Catherine
Teamsters Union Local 155
Telecommunications Workers Union
Terrace District Teachers' Union
Terrace Yacht Club
Thompson Watershed Coalition
Tides Canada Initiatives Society
Trial Lawyers Association of British Columbia
UBCC350
Unite Here Local 40

United Steelworkers, Local 1-1937
University of Victoria Students' Society
Vancouver Island North Teachers' Association
VCC Students' Union Broadway Campus
VCC Students' Union Downtown (City Centre) Campus
Victoria Home Builders Association
Victoria Labour Council
Vote Mining
Watts, Ralph
West Coast Environmental Law Association
West Vancouver Teachers' Association
Windermere Teachers' Association
Wine Country Retired Teachers' Association
Wouda, Philip
Zero Waste BC

The following sponsors did not file disclosure reports, and as they were registered prior to 2013 and no election advertising has come to our attention, Elections BC has assumed that they did not sponsor election advertising with a value of \$500 or more:

Association of CSIL Employers
Audia, Bernard
Bendickson, Donald
Canadian Alliance For Social Justice And Family Values Association, The
Citizens Concerned About Bill Bennett
Citywide Housing Coalition
Cowichan District Teachers' Association
Esquimalt Firefighters Association
Evans, Darrell
Gakhal, Satwinder
Independent Power Association of British Columbia
Inlet Navigation (1985) Ltd.
International Union of Operating Engineers, Local 115
Istvanffy, Nicholas
Jahnke, Michael
Kaviani, Nikon
Kelowna Citizens for Public Power
Kitimat District Teachers' Association
Moiseiwitsch, Carel
Murray, Gordon
Ross, David
Telford, Ray
V.I. Decking Corp./V.I. Construction Corp.
Vancouver Island West Teachers' Union

Filing deadlines

All election financing and disclosure reports for the 40th Provincial General Election were due at 4:30 p.m. on August 12, 2013. The Chief Electoral Officer granted extensions due to extraordinary circumstances to three candidates and two registered constituency associations. The following ten candidates, two registered constituency associations and two election advertising sponsors filed their reports during the late filing period (August 13 to September 11, 2013), and paid a \$500 late filing fee:

Walter Douglas Anderson
Matt William Begley
Mike Brousseau
Sukhi Dhani
Moe Gill
Arthur Austin Hadland
Harry Kooner
Harry Lali
Patti MacAhoic
Edward Andreas Stanbrough

Maple Ridge-Pitt Meadows Constituency Association BC NDP
Saanich North and the Islands Constituency Association Green Party Political
Association of British Columbia

Cranbrook Physicians for Health Care
Tanker Free BC Society

The following four registered constituency associations failed to file by the late filing deadline and were subsequently deregistered by the Chief Electoral Officer:

Richmond Centre Constituency Association British Columbia Conservative Party
Surrey-Green Timbers Constituency Association British Columbia Conservative Party
Surrey-White Rock Constituency Association British Columbia Conservative Party
Vancouver-Langara Constituency Association British Columbia Conservative Party

The British Columbia Social Credit Party was deregistered after General Voting Day for failing to run sufficient candidates in this general election and in the 39th Provincial General Election. The Helping Hand Party was deregistered on July 2, 2013 for failing to file an annual financial report. Although they each ran one candidate, neither of these parties filed election financing reports but have filed deregistration financial reports that cover the election period.

Registered political parties

Registered political party	Advocational Party	B.C. Vision Party	BC Conservative Party
	AID	BCV	CP
	\$	\$	\$
Inflows			
Political contributions			
Individuals	373	-	80,595
Corporations	3,360	-	94,963
Unincorporated business/commercial organizations	-	-	690
Trade unions	-	-	-
Non-profit organizations	-	-	-
Other identifiable contributors	-	-	-
Anonymous contributions	-	-	175
Total political contributions	3,733	-	176,423
Transfers received	-	-	519
Fundraising income	-	-	500
Other income	5,000	-	-
Loans received	37,560	-	-
Total inflows	46,293	-	177,442
Outflows			
Election expenses subject to the 60 day pre-campaign period expenses limit	-	-	24,213
Election expenses subject to the campaign period expenses limit	-	179	53,100
Election expenses not subject to expenses limits	-	-	4,586
Other expenses	844,847	-	62,288
Transfers given	-	-	10,651
Total outflows	844,847	179	154,838

Registered political party	BC Excalibur Party	BC First Party	BC Liberal Party
	BCEX	FP	LIB
	\$	\$	\$
Inflows			
Political contributions			
Individuals	92	895	2,430,719
Corporations	-	-	5,057,268
Unincorporated business/commercial organizations	-	-	419,138
Trade unions	-	-	6,010
Non-profit organizations	-	-	-
Other identifiable contributors	-	-	385,038
Anonymous contributions	-	-	4,614
Total political contributions	92	895	8,302,787
Transfers received	-	-	39,207
Fundraising income	-	-	210,796
Other income	-	-	-
Loans received	900	-	3,000,000
Total inflows	992	895	11,552,790
Outflows			
Election expenses subject to the 60 day pre-campaign period expenses limit	308	-	792,157
Election expenses subject to the campaign period expenses limit	619	-	4,285,931
Election expenses not subject to expenses limits	-	-	817,125
Other expenses	-	829	118,464
Transfers given	-	1,000	5,740,984
Total outflows	927	1,829	11,754,661

Registered political party	BC Marijuana Party	BC NDP	British Columbia Party
	BCM	NDP	BCP
	\$	\$	\$
Inflows			
Political contributions			
Individuals	-	4,472,559	-
Corporations	1,000	2,145,721	-
Unincorporated business/commercial organizations	-	-	-
Trade unions	-	2,491,191	-
Non-profit organizations	-	216,995	-
Other identifiable contributors	-	-	-
Anonymous contributions	-	4,386	-
Total political contributions	1,000	9,330,852	-
Transfers received	-	185,099	-
Fundraising income	-	124,955	-
Other income	-	63,582	-
Loans received	-	2,775,000	-
Total inflows	1,000	12,479,488	-
Outflows			
Election expenses subject to the 60 day pre-campaign period expenses limit	-	1,018,594	-
Election expenses subject to the campaign period expenses limit	-	4,136,402	-
Election expenses not subject to expenses limits	251	422,193	-
Other expenses	-	54,771	-
Transfers given	500	3,776,317	-
Total outflows	751	9,408,277	-

Registered political party	Christian Heritage Party of B.C. CHP	Communist Party of BC COMM	Green Party of BC GP
	\$	\$	\$
Inflows			
Political contributions			
Individuals	2,940	2,100	131,169
Corporations	-	-	7,520
Unincorporated business/commercial organizations	-	-	240
Trade unions	-	-	-
Non-profit organizations	-	-	-
Other identifiable contributors	-	-	-
Anonymous contributions	-	-	-
Total political contributions	2,940	2,100	138,929
Transfers received	-	-	100
Fundraising income	-	-	5,784
Other income	2,940	-	1,036
Loans received	-	-	15,000
Total inflows	5,880	2,100	160,849
Outflows			
Election expenses subject to the 60 day pre-campaign period expenses limit	-	-	44,725
Election expenses subject to the campaign period expenses limit	-	375	61,734
Election expenses not subject to expenses limits	1,261	1,000	14,503
Other expenses	-	-	19,107
Transfers given	250	-	40,177
Total outflows	1,511	1,375	180,246

Registered political party	Libertarian LBN	The Platinum Party PLAT	Unparty: The Consensus- Building Party UCBP
	\$	\$	\$
Inflows			
Political contributions			
Individuals	820	500	125
Corporations	500	-	-
Unincorporated business/commercial organizations	-	-	-
Trade unions	-	-	-
Non-profit organizations	-	-	-
Other identifiable contributors	-	-	-
Anonymous contributions	-	-	-
Total political contributions	1,320	500	125
Transfers received	6	-	-
Fundraising income	-	-	-
Other income	-	-	-
Loans received	-	-	-
Total inflows	1,326	500	125
Outflows			
Election expenses subject to the 60 day pre-campaign period expenses limit	-	-	-
Election expenses subject to the campaign period expenses limit	-	-	-
Election expenses not subject to expenses limits	221	500	-
Other expenses	23	-	-
Transfers given	1,750	-	2,062
Total outflows	1,994	500	2,062

Registered political party	Work Less Party		YPP
		WLP	YPPBC
	\$		\$
Inflows			
Political contributions			
Individuals	-		970
Corporations	-		-
Unincorporated business/commercial organizations	-		-
Trade unions	-		-
Non-profit organizations	-		-
Other identifiable contributors	-		-
Anonymous contributions	-		-
Total political contributions	-		970
Transfers received	-		-
Fundraising income	3,875		-
Other income	4		-
Loans received	-		-
Total inflows	3,879		970
Outflows			
Election expenses subject to the 60 day pre-campaign period expenses limit	-		301
Election expenses subject to the campaign period expenses limit	8,659		364
Election expenses not subject to expenses limits	762		-
Other expenses	-		-
Transfers given	-		1,219
Total outflows	9,421		1,884

Registered constituency associations

Electoral district	Abbotsford-Mission (ABM)		Abbotsford South (ABS)		Abbotsford West (ABW)	
	CP \$	NDP \$	IND \$	NDP \$	CP \$	NDP \$
Political party affiliation						
Inflows						
Political contributions						
Individuals	100	-	30,615	-	35,200	-
Corporations	-	-	37,307	-	2,850	-
Unincorporated business/commercial organizations	-	-	1,500	-	-	-
Trade unions	-	-	-	-	-	-
Non-profit organizations	-	-	-	-	-	-
Other identifiable contributors	-	-	2,300	-	-	-
Anonymous contributions	-	-	200	-	-	-
Total political contributions	100	-	71,922	-	38,050	-
Transfers received	-	4,917	-	6,314	-	934
Fundraising income	-	-	-	-	-	-
Loans received	-	-	-	-	1,100	-
Total inflows	100	4,917	71,922	6,314	39,150	934
Transfers given	670	7,780	71,726	7,000	-	6,500

Electoral district	Alberni-Pacific Rim (APR)		Boundary-Similkameen (BDS)		Burnaby-Deer Lake (BND)	
	CP \$	NDP \$	NDP \$	NDP \$	NDP \$	NDP \$
Political party affiliation						
Inflows						
Political contributions						
Individuals	1,060	-	325	-	-	-
Corporations	-	-	-	-	-	-
Unincorporated business/commercial organizations	-	-	-	-	-	-
Trade unions	-	-	6,562	-	-	-
Non-profit organizations	-	-	-	-	-	-
Other identifiable contributors	-	-	2,500	-	-	-
Anonymous contributions	100	-	-	-	-	-
Total political contributions	1,160	-	9,387	-	-	-
Transfers received	105	5,788	25,617	-	25,311	-
Fundraising income	-	-	-	-	-	-
Loans received	-	-	-	-	-	-
Total inflows	1,265	5,788	35,004	-	25,311	-
Transfers given	3,422	20,000	1,412	-	40,200	-

Electoral district	Burnaby-Edmonds (BNE)	Burnaby-Lougheed (BNL)	Burnaby North (BNN)
Political party affiliation	NDP	NDP	NDP
	\$	\$	\$
Inflows			
Political contributions			
Individuals	-	-	-
Corporations	-	-	-
Unincorporated business/commercial organizations	-	-	-
Trade unions	-	-	-
Non-profit organizations	-	-	-
Other identifiable contributors	-	-	-
Anonymous contributions	-	-	-
Total political contributions	-	-	-
Transfers received	24,266	9,011	10,834
Fundraising income	-	-	-
Loans received	-	-	-
Total inflows	24,266	9,011	10,834
Transfers given	-	20,598	35,000

Electoral district	Cariboo-Chilcotin (CBC)	Cariboo North (CBN)	Chilliwack (CHC)
Political party affiliation	NDP	IND	NDP
	\$	\$	\$
Inflows			
Political contributions			
Individuals	-	17,820	-
Corporations	-	3,000	-
Unincorporated business/commercial organizations	-	450	-
Trade unions	-	-	-
Non-profit organizations	-	-	-
Other identifiable contributors	-	-	-
Anonymous contributions	-	-	-
Total political contributions	-	21,270	-
Transfers received	6,356	-	23,562
Fundraising income	-	-	-
Loans received	-	-	9,350
Total inflows	6,356	21,270	32,912
Transfers given	31,296	28,080	46,725

Electoral district	Chilliwack-Hope (CHH)		Columbia River-Revelstoke (CLR)		Comox Valley (CMX)	
	CP	NDP	NDP	CP	GP	NDP
Political party affiliation	\$	\$	\$	\$	\$	\$
Inflows						
Political contributions						
Individuals	3,600	-	-	620	1,380	-
Corporations	2,000	-	-	-	-	-
Unincorporated business/commercial organizations	-	-	-	-	-	-
Trade unions	-	-	-	-	-	-
Non-profit organizations	-	-	-	-	-	-
Other identifiable contributors	-	-	-	-	-	-
Anonymous contributions	30	-	-	-	14	-
Total political contributions	5,630	-	-	620	1,394	-
Transfers received	835	20,569	3,448	-	-	41,524
Fundraising income	400	-	-	-	-	-
Loans received	-	21,350	-	-	-	-
Total inflows	6,865	41,919	3,448	620	1,394	41,524
Transfers given	5,087	31,351	25,602	1,692	1,685	72,177

Electoral district	Coquitlam-Burke Mountain (CQB)		Coquitlam-Maillardville (CQM)		Cowichan Valley (CWV)	
	NDP	NDP	NDP	CP	GP	NDP
Political party affiliation	\$	\$	\$	\$	\$	\$
Inflows						
Political contributions						
Individuals	-	-	-	3,085	4,771	-
Corporations	-	-	-	1,500	200	-
Unincorporated business/commercial organizations	-	-	-	-	-	-
Trade unions	-	-	-	-	-	-
Non-profit organizations	-	-	-	-	-	-
Other identifiable contributors	-	-	-	-	-	-
Anonymous contributions	-	-	-	60	60	-
Total political contributions	-	-	-	4,645	5,031	-
Transfers received	2,689	8,424	1,500	1,740	14,672	-
Fundraising income	-	-	-	-	-	-
Loans received	-	-	-	-	2,000	-
Total inflows	2,689	8,424	6,145	8,711	14,672	-
Transfers given	6,174	41,403	7,200	10,319	28,000	-

Electoral district	Delta North (DLN)		Delta South (DLS)		Esquimalt-Royal Roads (ESR)	
	CP	NDP	IND	NDP	GP	NDP
Political party affiliation	\$	\$	\$	\$	\$	\$
Inflows						
Political contributions						
Individuals	-	-	7,623	-	9,510	-
Corporations	-	-	4,700	-	737	-
Unincorporated business/commercial organizations	-	-	-	-	200	-
Trade unions	-	-	-	-	-	-
Non-profit organizations	-	-	-	-	-	-
Other identifiable contributors	-	-	-	-	-	-
Anonymous contributions	-	-	-	-	200	-
Total political contributions	-	-	12,323	-	10,647	-
Transfers received	-	8,537	-	4,595	1,141	13,366
Fundraising income	-	-	-	-	2,198	-
Loans received	-	-	-	-	-	-
Total inflows	-	8,537	12,323	4,595	13,986	13,366
Transfers given	-	22,325	40,047	10,200	14,030	37,020

Electoral district	Fort Langley-Aldergrove (FLA)		Fraser-Nicola (FRN)	Juan de Fuca (JDF)
	CP	NDP	NDP	NDP
Political party affiliation	\$	\$	\$	\$
Inflows				
Political contributions				
Individuals	1,650	-	-	-
Corporations	-	-	-	-
Unincorporated business/commercial organizations	-	-	-	-
Trade unions	-	-	-	-
Non-profit organizations	-	-	-	-
Other identifiable contributors	-	-	-	-
Anonymous contributions	215	-	-	-
Total political contributions	1,865	-	-	-
Transfers received	-	7,856	5,635	10,707
Fundraising income	-	-	-	-
Loans received	-	-	-	-
Total inflows	1,865	7,856	5,635	10,707
Transfers given	1,650	18,000	6,665	33,665

Electoral district	Kamloops-North Thompson (KAN)		Kamloops-South Thompson (KAS)		Kelowna-Lake Country (KLA)	
	CP	NDP	CP	NDP	CP	NDP
Political party affiliation	\$	\$	\$	\$	\$	\$
Inflows						
Political contributions						
Individuals	-	-	400	-	7,900	-
Corporations	-	-	500	-	-	-
Unincorporated business/commercial organizations	-	-	-	-	-	-
Trade unions	-	-	-	-	-	-
Non-profit organizations	-	-	-	-	-	-
Other identifiable contributors	-	-	-	-	-	-
Anonymous contributions	-	-	-	-	-	-
Total political contributions	-	-	900	-	7,900	-
Transfers received	699	6,934	971	8,221	-	5,819
Fundraising income	-	-	-	-	-	-
Loans received	-	-	-	-	-	-
Total inflows	699	6,934	1,871	8,221	7,900	5,819
Transfers given	1,749	25,000	3,600	30,000	7,900	15,154

Electoral district	Kelowna-Mission (KMI)		Kootenay East (KOE)	Kootenay West (KOW)
	CP	NDP	NDP	NDP
Political party affiliation	\$	\$	\$	\$
Inflows				
Political contributions				
Individuals	6,400	-	-	-
Corporations	-	-	-	-
Unincorporated business/commercial organizations	-	-	-	-
Trade unions	-	-	-	-
Non-profit organizations	-	-	-	-
Other identifiable contributors	-	-	-	-
Anonymous contributions	-	-	-	-
Total political contributions	6,400	-	-	-
Transfers received	-	2,269	10,786	11,024
Fundraising income	-	-	-	-
Loans received	-	-	-	-
Total inflows	6,400	2,269	10,786	11,024
Transfers given	6,000	15,035	12,500	45,558

Electoral district	Langley (LLY)		Maple Ridge-Mission (MRM)	Maple Ridge-Pitt Meadows (MRP)
	CP	NDP	NDP	NDP
Political party affiliation	\$	\$	\$	\$
Inflows				
Political contributions				
Individuals	1,800	-	-	7,012
Corporations	-	-	-	-
Unincorporated business/commercial organizations	-	-	-	-
Trade unions	-	-	-	-
Non-profit organizations	-	-	-	-
Other identifiable contributors	-	-	-	-
Anonymous contributions	-	-	-	25
Total political contributions	1,800	-	-	7,037
Transfers received	-	5,883	9,119	46,994
Fundraising income	-	-	-	-
Loans received	-	-	31,000	5,000
Total inflows	1,800	5,883	40,119	51,031
Transfers given	-	28,000	29,000	2,540

Electoral district	Nanaimo (NAN)		Nanaimo-North Cowichan (NCW)			Nechako Lakes (NEC)	
	CP	NDP	CP	GP	NDP	CP	NDP
Political party affiliation	\$	\$	\$	\$	\$	\$	\$
Inflows							
Political contributions							
Individuals	1,650	-	3,835	450	-	5,350	-
Corporations	-	-	-	-	-	-	-
Unincorporated business/commercial organizations	-	-	-	-	-	-	-
Trade unions	-	-	-	-	-	-	-
Non-profit organizations	-	-	-	-	-	-	-
Other identifiable contributors	-	-	-	-	-	-	-
Anonymous contributions	150	-	253	-	-	-	-
Total political contributions	1,800	-	4,088	450	-	5,350	-
Transfers received	-	10,695	298	2	12,270	-	2,383
Fundraising income	-	-	253	-	-	-	-
Loans received	-	-	-	-	-	-	-
Total inflows	1,800	10,695	4,639	452	12,270	5,350	2,383
Transfers given	3,652	20,605	6,800	1,433	40,000	1,050	4,455

Electoral district	Nelson-Creston (NEL)		New Westminster (NEW)		North Coast (NOC)
	GP	NDP	CP	NDP	NDP
Political party affiliation	\$	\$	\$	\$	\$
Inflows					
Political contributions					
Individuals	1,925	-	-	-	1,435
Corporations	1,000	-	-	-	-
Unincorporated business/commercial organizations	-	-	-	-	-
Trade unions	-	-	-	-	-
Non-profit organizations	-	-	-	-	-
Other identifiable contributors	-	-	-	-	-
Anonymous contributions	-	-	-	-	80
Total political contributions	2,925	-	-	-	1,515
Transfers received	399	9,984	-	26,755	9,898
Fundraising income	-	-	-	-	780
Loans received	-	-	-	-	30,000
Total inflows	3,324	9,984	-	26,755	42,193
Transfers given	6,778	32,100	450	70,226	22,000

Electoral district	North Island (NOI)		North Vancouver-Lonsdale (NVL)		North Vancouver-Seymour (NVS)	
	CP	NDP	CP	NDP	CP	NDP
Political party affiliation	\$	\$	\$	\$	\$	\$
Inflows						
Political contributions						
Individuals	608	-	-	-	-	-
Corporations	-	-	-	-	-	-
Unincorporated business/commercial organizations	-	-	-	-	-	-
Trade unions	-	-	-	-	-	-
Non-profit organizations	-	-	-	-	-	-
Other identifiable contributors	-	-	-	-	-	-
Anonymous contributions	-	-	-	-	-	-
Total political contributions	608	-	-	-	-	-
Transfers received	148	8,288	-	18,926	-	15,263
Fundraising income	-	-	-	-	-	-
Loans received	-	-	-	5,000	-	-
Total inflows	756	8,288	-	23,926	-	15,263
Transfers given	500	50,902	500	28,713	1,000	24,400

Electoral district	Oak Bay-Gordon Head (OBG)			Parksville-Qualicum (PAQ)		Peace River North (PCN)
	CP	GP	NDP	CP	NDP	NDP
Political party affiliation	\$	\$	\$	\$	\$	\$
Inflows						
Political contributions						
Individuals	30	91,355	-	9,929	-	-
Corporations	-	5,325	-	-	-	-
Unincorporated business/commercial organizations	-	-	-	-	-	-
Trade unions	-	-	-	-	-	-
Non-profit organizations	-	-	-	-	-	-
Other identifiable contributors	-	-	-	-	-	-
Anonymous contributions	-	125	-	542	-	-
Total political contributions	30	96,805	-	10,471	-	-
Transfers received	-	9,445	10,604	-	8,224	2,637
Fundraising income	-	-	-	-	-	-
Loans received	-	-	-	-	-	-
Total inflows	30	106,250	10,604	10,471	8,224	2,637
Transfers given	3,000	97,696	46,500	10,500	40,000	6,500

Electoral district	Peace River South (PCS)		Penticton (PEN)	Port Coquitlam (POC)	
	CP	NDP	NDP	CP	NDP
Political party affiliation	\$	\$	\$	\$	\$
Inflows					
Political contributions					
Individuals	3,585	-	-	-	-
Corporations	-	-	-	-	-
Unincorporated business/commercial organizations	-	-	-	-	-
Trade unions	-	-	-	-	-
Non-profit organizations	-	-	-	-	-
Other identifiable contributors	-	-	-	-	-
Anonymous contributions	-	-	-	-	-
Total political contributions	3,585	-	-	-	-
Transfers received	250	4,002	11,775	-	4,712
Fundraising income	-	-	-	-	-
Loans received	-	-	-	-	13,000
Total inflows	3,835	4,002	11,775	-	17,712
Transfers given	3,300	2,899	25,000	-	20,000

Electoral district	Port Moody-Coquitlam (POM)	Powell River-Sunshine Coast (POR)	Prince George-Mackenzie (PRM)	
Political party affiliation	NDP	NDP	CP	NDP
	\$	\$	\$	\$
Inflows				
Political contributions				
Individuals	-	-	1,180	-
Corporations	-	-	510	-
Unincorporated business/commercial organizations	-	-	-	-
Trade unions	-	-	-	-
Non-profit organizations	-	-	-	-
Other identifiable contributors	-	-	-	-
Anonymous contributions	-	-	-	-
Total political contributions	-	-	1,690	-
Transfers received	68,757	17,253	-	25,015
Fundraising income	-	-	-	-
Loans received	-	20,000	-	-
Total inflows	68,757	37,253	1,690	25,015
Transfers given	72,410	37,325	1,700	36,307

Electoral district	Prince George-Valemont (PRV)	Richmond Centre (RCC)	Richmond East (RCE)	
Political party affiliation	NDP	NDP	CP	NDP
	\$	\$	\$	\$
Inflows				
Political contributions				
Individuals	-	-	100	-
Corporations	-	-	-	-
Unincorporated business/commercial organizations	-	-	-	-
Trade unions	333	-	-	-
Non-profit organizations	-	-	-	-
Other identifiable contributors	-	-	-	-
Anonymous contributions	-	-	134	-
Total political contributions	333	-	234	-
Transfers received	13,885	3,607	-	2,933
Fundraising income	-	-	-	-
Loans received	-	1,000	-	-
Total inflows	14,218	4,607	234	2,933
Transfers given	22,612	4,750	750	3,308

Electoral district	Richmond-Steveston (RCS)		Saanich North and the Islands (SAN)		Saanich South (SAS)		
	CP	NDP	GP	NDP	CP	GP	NDP
Political party affiliation	\$	\$	\$	\$	\$	\$	\$
Inflows							
Political contributions							
Individuals	-	-	20,561	-	-	200	96
Corporations	-	-	3,500	-	-	-	-
Unincorporated business/commercial organizations	-	-	280	-	-	-	-
Trade unions	-	-	-	-	-	-	-
Non-profit organizations	-	-	-	-	-	-	-
Other identifiable contributors	-	-	-	-	-	-	-
Anonymous contributions	-	-	295	-	-	-	-
Total political contributions	-	-	24,636	-	-	200	96
Transfers received	-	4,879	-	15,152	-	-	8,830
Fundraising income	-	-	1,850	-	-	-	-
Loans received	-	-	-	-	-	-	-
Total inflows	-	4,879	26,486	15,152	-	200	8,926
Transfers given	-	5,730	25,750	52,585	-	200	45,653

Electoral district	Shuswap (SHU)		Skeena (SKE)		Stikine (SKN)	
	CP	NDP	CP	NDP	CP	NDP
Political party affiliation	\$	\$	\$	\$	\$	\$
Inflows						
Political contributions						
Individuals	900	150	-	-	-	87
Corporations	-	-	-	-	-	-
Unincorporated business/commercial organizations	-	-	-	-	-	-
Trade unions	-	-	-	-	-	-
Non-profit organizations	-	-	-	-	-	-
Other identifiable contributors	-	-	-	-	-	-
Anonymous contributions	215	-	-	-	-	-
Total political contributions	1,115	150	-	-	-	87
Transfers received	-	4,997	-	21,531	-	18,582
Fundraising income	1,785	-	-	-	-	-
Loans received	-	15,000	-	-	-	3,424
Total inflows	2,900	20,147	-	21,531	-	22,093
Transfers given	7,484	16,370	-	15,882	-	21,000

Electoral district	Surrey-Cloverdale (SRC)		Surrey-Fleetwood (SRF)	Surrey-Green Timbers (SRG)
	CP	NDP	NDP	NDP
Political party affiliation	\$	\$	\$	\$
Inflows				
Political contributions				
Individuals	-	-	-	-
Corporations	-	-	-	-
Unincorporated business/commercial organizations	-	-	-	-
Trade unions	-	-	-	-
Non-profit organizations	-	-	-	-
Other identifiable contributors	-	-	-	-
Anonymous contributions	-	-	-	-
Total political contributions	-	-	-	-
Transfers received	-	703	4,421	33,150
Fundraising income	-	-	-	-
Loans received	-	-	-	-
Total inflows	-	703	4,421	33,150
Transfers given	287	6,853	23,000	4,220

Electoral district	Surrey-Newton (SRN)		Surrey-Panorama (SRP)	Surrey-Tynehead (SRT)
	NDP	CP	NDP	NDP
Political party affiliation	\$	\$	\$	\$
Inflows				
Political contributions				
Individuals	-	-	-	-
Corporations	-	-	-	-
Unincorporated business/commercial organizations	-	-	-	-
Trade unions	-	-	-	-
Non-profit organizations	-	-	-	-
Other identifiable contributors	-	-	-	-
Anonymous contributions	-	-	-	-
Total political contributions	-	-	-	-
Transfers received	3,994	-	1,379	1,330
Fundraising income	-	-	-	-
Loans received	-	-	-	-
Total inflows	3,994	-	1,379	1,330
Transfers given	30,917	-	18,739	62,000

Electoral district	Surrey-Whalley (SWH)	Surrey-White Rock (SWR)	Vancouver-Fairview (VFA)
Political party affiliation	NDP	NDP	NDP
	\$	\$	\$
Inflows			
Political contributions			
Individuals	-	-	-
Corporations	-	-	-
Unincorporated business/commercial organizations	-	-	-
Trade unions	-	-	-
Non-profit organizations	-	-	-
Other identifiable contributors	-	-	-
Anonymous contributions	-	-	-
Total political contributions	-	-	-
Transfers received	12,742	-	20,262
Fundraising income	-	-	-
Loans received	-	-	-
Total inflows	12,742	-	20,262
Transfers given	25,000	16,860	38,000

Electoral district	Vancouver-False Creek (VFC)		Vancouver-Fraserview (VFV)	Vancouver-Hastings (VHA)
Political party affiliation	GP	NDP	NDP	NDP
	\$	\$	\$	\$
Inflows				
Political contributions				
Individuals	215	-	-	-
Corporations	-	-	-	-
Unincorporated business/commercial organizations	-	-	-	-
Trade unions	-	-	-	-
Non-profit organizations	-	-	-	-
Other identifiable contributors	-	-	-	-
Anonymous contributions	40	-	-	-
Total political contributions	255	-	-	-
Transfers received	122	9,168	16,753	9,220
Fundraising income	-	-	-	-
Loans received	-	13,000	-	-
Total inflows	377	22,168	16,753	9,220
Transfers given	370	10,355	32,000	32,207

Electoral district	Vancouver-Kensington (VKE)	Vancouver-Kingsway (VKI)	Vancouver-Langara (VLA)
Political party affiliation	NDP	NDP	NDP
	\$	\$	\$
Inflows			
Political contributions			
Individuals	-	-	-
Corporations	-	-	-
Unincorporated business/commercial organizations	-	-	-
Trade unions	-	-	-
Non-profit organizations	-	-	-
Other identifiable contributors	-	-	-
Anonymous contributions	-	-	-
Total political contributions	-	-	-
Transfers received	4,832	17,876	7,305
Fundraising income	-	-	-
Loans received	70,000	-	-
Total inflows	74,832	17,876	7,305
Transfers given	9,980	53,656	15,499

Electoral district	Vancouver-Mount Pleasant (VMP)		Vancouver-Point Grey (VNP)		Vancouver-Quilchena (VNQ)
Political party affiliation	GP	NDP	CP	NDP	NDP
	\$	\$	\$	\$	\$
Inflows					
Political contributions					
Individuals	1,875	-	950	-	-
Corporations	-	-	1,161	-	-
Unincorporated business/commercial organizations	-	-	-	-	-
Trade unions	-	-	-	-	-
Non-profit organizations	-	-	-	-	-
Other identifiable contributors	-	-	-	-	-
Anonymous contributions	-	-	-	-	-
Total political contributions	1,875	-	2,111	-	-
Transfers received	-	16,587	-	15,353	9,749
Fundraising income	-	-	-	-	-
Loans received	-	-	-	-	-
Total inflows	1,875	16,587	2,111	15,353	9,749
Transfers given	3,000	48,000	2,086	18,000	12,500

Electoral district	Vancouver-West End (VNW)		Vernon-Monashee (VRM)		Victoria-Beacon Hill (VTB)	
Political party affiliation	NDP	CP	NDP	GP	NDP	
	\$	\$	\$	\$	\$	\$
Inflows						
Political contributions						
Individuals	-	1,241	-	19,405	-	-
Corporations	-	-	-	6,675	-	-
Unincorporated business/commercial organizations	-	-	-	-	-	-
Trade unions	-	-	-	-	-	-
Non-profit organizations	-	-	-	-	-	-
Other identifiable contributors	-	-	-	-	-	-
Anonymous contributions	-	505	-	-	-	-
Total political contributions	-	1,746	-	26,080	-	-
Transfers received	6,495	-	11,049	-	19,253	-
Fundraising income	-	-	-	-	-	-
Loans received	-	-	-	-	-	-
Total inflows	6,495	1,746	11,049	26,080	19,253	
Transfers given	27,500	-	10,000	20,763	56,400	

Electoral district	Victoria-Swan Lake (VTS)		West Vancouver-Capilano (WCA)		West Vancouver-Sea to Sky (WSS)	
Political party affiliation	NDP	CP	NDP	CP	NDP	
	\$	\$	\$	\$	\$	\$
Inflows						
Political contributions						
Individuals	-	775	-	-	-	-
Corporations	-	-	-	-	-	-
Unincorporated business/commercial organizations	-	-	-	-	-	-
Trade unions	-	-	-	-	-	-
Non-profit organizations	-	-	-	-	-	-
Other identifiable contributors	-	-	-	-	-	-
Anonymous contributions	-	-	-	-	-	-
Total political contributions	-	775	-	-	-	-
Transfers received	7,349	-	1,321	-	-	-
Fundraising income	-	-	-	-	-	-
Loans received	30,000	-	-	-	-	-
Total inflows	37,349	775	1,321	-	-	
Transfers given	40,056	816	9,469	-	8,000	

Electoral district	Westside-Kelowna (WTK)	
	CP	NDP
Political party affiliation	\$	\$
Inflows		
Political contributions		
Individuals	4,690	-
Corporations	250	-
Unincorporated business/commercial organizations	-	-
Trade unions	-	-
Non-profit organizations	-	-
Other identifiable contributors	-	-
Anonymous contributions	-	-
Total political contributions	4,940	-
Transfers received	-	6,356
Fundraising income	1,258	-
Loans received	-	-
Total inflows	6,198	6,356
Transfers given	2,725	19,000

Candidates

Abbotsford-Mission (ABM) Electoral District

Candidate	Wendy Bales IND	Roman Bojczuk IND	Aird Flavelle GP	Simon Gibson LIB	Marcus Halliday BCEX	Preet Rai NDP	Don Stahl CP
	\$	\$	\$	\$	\$	\$	\$
Inflows							
Political contributions							
Individuals	1,473	-	500	800	-	3,259	4,301
Corporations	-	-	-	2,240	-	-	-
Unincorporated businesses/commercial organizations	-	-	-	-	-	625	-
Trade unions	-	-	-	-	-	12,804	-
Non-profit organizations	-	-	-	-	-	-	-
Other identifiable contributors	1,000	-	-	-	-	-	-
Anonymous contributions	-	-	-	-	-	-	-
Total political contributions	2,473	-	500	3,040	-	16,688	4,301
Transfers received	-	-	2,878	54,629	-	30,366	720
Fundraising income	-	-	-	-	-	-	-
Other income	-	2,600	-	250	-	252	-
Loans received	-	-	-	-	-	-	-
Total inflows	2,473	2,600	3,378	57,919	-	47,306	5,021
Outflows							
Election expenses subject to the 60 day pre-campaign period expenses limit	-	-	372	6,607	-	7,704	-
Election expenses subject to the campaign period expenses limit	2,421	2,247	2,708	46,084	60	37,628	5,021
Election expenses not subject to expenses limits	250	300	250	315	250	2,750	-
Other expenses	29	-	38	6,751	-	-	-
Transfers given	-	-	10	-	-	1,481	-
Total outflows	2,700	2,547	3,378	59,757	310	49,563	5,021

Abbotsford South (ABS) Electoral District

Candidate	Steve Finlay BCM	Lakhvinder Jhaj NDP	Darryl Plecas LIB	Patricia Smith BCEX	John van Dongen IND
	\$	\$	\$	\$	\$
Inflows					
Political contributions					
Individuals	274	1,318	525	250	2,542
Corporations	-	2,852	12,453	-	7,259
Unincorporated businesses/commercial organizations	-	-	-	-	-
Trade unions	-	25,041	-	-	-
Non-profit organizations	-	-	-	-	-
Other identifiable contributors	-	-	-	-	-
Anonymous contributions	-	-	-	-	-
Total political contributions	274	29,211	12,978	250	9,801
Transfers received	250	19,260	91,523	-	71,726
Fundraising income	-	-	-	-	-
Other income	-	250	250	-	250
Loans received	-	-	-	-	-
Total inflows	524	48,721	104,751	250	81,777
Outflows					
Election expenses subject to the 60 day pre-campaign period expenses limit	-	2,308	38,730	-	7,510
Election expenses subject to the campaign period expenses limit	224	46,288	63,889	-	65,591
Election expenses not subject to expenses limits	300	2,750	1,590	250	1,825
Other expenses	-	283	5,508	-	6,850
Transfers given	-	3,574	-	-	-
Total outflows	524	55,203	109,717	250	81,776

Abbotsford West (ABW) Electoral District

Candidate	Michael de Jong LIB	Sukhi Dhami NDP	Moe Gill IND	Kerry-Lynn Osbourne BCEX	Stephen Carl O'Shea GP	Paul Brian Redekopp CP
	\$	\$	\$	\$	\$	\$
Inflows						
Political contributions						
Individuals	10,850	6,595	7,902	-	150	50,821
Corporations	34,300	12,180	16,030	-	-	1,010
Unincorporated businesses/commercial organizations	400	308	50	-	30	-
Trade unions	-	21,359	-	-	-	-
Non-profit organizations	-	-	-	-	-	-
Other identifiable contributors	250	-	-	-	-	-
Anonymous contributions	-	-	-	-	-	-
Total political contributions	45,800	40,442	23,982	-	180	51,831
Transfers received	126,628	25,393	-	-	1,900	40
Fundraising income	1,950	-	-	-	-	-
Other income	1,600	251	-	250	-	-
Loans received	-	-	-	-	-	-
Total inflows	175,978	66,086	23,982	250	2,080	51,871
Outflows						
Election expenses subject to the 60 day pre-campaign period expenses limit	48,012	11,843	10,968	-	-	32,172
Election expenses subject to the campaign period expenses limit	62,045	56,382	22,926	-	1,344	47,159
Election expenses not subject to expenses limits	17,573	4,210	4,489	-	651	-
Other expenses	9,448	503	-	-	-	-
Transfers given	332	3,443	-	-	5	-
Total outflows	137,410	76,381	38,383	-	2,000	79,331

Alberni-Pacific Rim (APR) Electoral District

Candidate	Darren Frank DeLuca LIB	Scott Kenneth Fraser NDP	Enid Mary Sangster-Kelly CP
	\$	\$	\$
Inflows			
Political contributions			
Individuals	15,600	-	8,344
Corporations	11,770	-	200
Unincorporated businesses/commercial organizations	335	-	-
Trade unions	-	3,917	-
Non-profit organizations	2,500	-	-
Other identifiable contributors	-	-	-
Anonymous contributions	-	-	-
Total political contributions	30,205	3,917	8,544
Transfers received	22,758	35,151	3,422
Fundraising income	-	-	-
Other income	250	-	-
Loans received	-	-	-
Total inflows	53,213	39,068	11,966
Outflows			
Election expenses subject to the 60 day pre-campaign period expenses limit	4,858	888	3,315
Election expenses subject to the campaign period expenses limit	34,901	21,042	7,523
Election expenses not subject to expenses limits	3,562	749	1,124
Other expenses	4,752	-	-
Transfers given	-	1,082	-
Total outflows	48,073	23,761	11,962

Boundary-Similkameen (BDS) Electoral District

Candidate	Sam Hancheroff NDP	John Kwasnica GP	Margaret Larson LIB	Doug Pederson IND	Mischa Popoff
	\$	\$	\$	\$	\$
Inflows					
Political contributions					
Individuals	325	1,083	5,810	-	3,725
Corporations	-	-	7,950	-	-
Unincorporated businesses/commercial organizations	-	-	1,500	-	-
Trade unions	6,562	-	-	-	-
Non-profit organizations	-	-	-	-	-
Other identifiable contributors	2,535	-	-	-	-
Anonymous contributions	-	-	-	-	-
Total political contributions	9,422	1,083	15,260	-	3,725
Transfers received	54,779	-	40,767	-	-
Fundraising income	-	-	-	-	-
Other income	250	-	750	250	-
Loans received	-	-	-	-	-
Total inflows	64,451	1,083	56,777	250	3,725
Outflows					
Election expenses subject to the 60 day pre-campaign period expenses limit	3,000	-	7,607	-	63
Election expenses subject to the campaign period expenses limit	59,528	1,084	38,755	-	2,720
Election expenses not subject to expenses limits	4,912	250	7,377	-	943
Other expenses	1,054	-	1,607	-	-
Transfers given	1,412	-	6,041	-	-
Total outflows	69,906	1,334	61,387	-	3,726

Burnaby-Deer Lake (BND) Electoral District

Candidate	Kathy Corrigan NDP	Shian Gu LIB	Richard (Rick) McGowan GP
	\$	\$	\$
Inflows			
Political contributions			
Individuals	736	17,278	250
Corporations	-	3,978	-
Unincorporated businesses/commercial organizations	-	-	-
Trade unions	26,087	-	-
Non-profit organizations	-	1,784	-
Other identifiable contributors	-	-	-
Anonymous contributions	-	-	-
Total political contributions	26,823	23,040	250
Transfers received	72,900	18,760	-
Fundraising income	-	-	-
Other income	260	250	-
Loans received	-	-	-
Total inflows	99,983	42,050	250
Outflows			
Election expenses subject to the 60 day pre-campaign period expenses limit	13,179	26,436	100
Election expenses subject to the campaign period expenses limit	60,191	46,784	-
Election expenses not subject to expenses limits	2,750	6,900	323
Other expenses	1,964	1,687	-
Transfers given	3,045	-	-
Total outflows	81,129	81,807	423

Burnaby-Edmonds (BNE) Electoral District

Candidate	Raj Chouhan NDP	Nicholas Edward D'Amico BCEX	Jeff Kuah LIB	Wyatt Tessari GP
	\$	\$	\$	\$
Inflows				
Political contributions				
Individuals	490	-	7,091	-
Corporations	204	-	1,000	-
Unincorporated businesses/commercial organizations	-	-	-	-
Trade unions	20	-	-	-
Non-profit organizations	-	-	-	-
Other identifiable contributors	-	-	-	-
Anonymous contributions	-	-	-	-
Total political contributions	714	-	8,091	-
Transfers received	76,747	-	987	500
Fundraising income	-	-	-	-
Other income	254	-	250	-
Loans received	-	-	1,410	-
Total inflows	77,715	-	10,738	500
Outflows				
Election expenses subject to the 60 day pre-campaign period expenses limit	7,273	-	2,408	103
Election expenses subject to the campaign period expenses limit	53,022	341	6,650	4
Election expenses not subject to expenses limits	3,650	-	250	398
Other expenses	3,199	-	-	-
Transfers given	2,806	-	-	-
Total outflows	69,950	341	9,308	505

Burnaby-Lougheed (BNL) Electoral District

Candidate	Darwin Augustus Ivan Burns GP	Christine N. Clarke	Ken Kramer LIB	Jane Shin NDP
	\$	\$	\$	\$
Inflows				
Political contributions				
Individuals	-	-	2,710	765
Corporations	-	-	3,547	-
Unincorporated businesses/commercial organizations	-	-	-	295
Trade unions	-	-	-	17,625
Non-profit organizations	-	-	1,400	-
Other identifiable contributors	-	-	-	5,242
Anonymous contributions	-	-	-	-
Total political contributions	-	-	7,657	23,927
Transfers received	220	-	65,908	80,280
Fundraising income	-	-	-	-
Other income	-	-	251	250
Loans received	-	-	-	-
Total inflows	220	-	73,816	104,457
Outflows				
Election expenses subject to the 60 day pre-campaign period expenses limit	50	-	10,882	36,250
Election expenses subject to the campaign period expenses limit	76	260	57,792	64,979
Election expenses not subject to expenses limits	250	-	1,953	2,750
Other expenses	-	-	689	1,705
Transfers given	-	-	-	4,915
Total outflows	376	260	71,316	110,599

Burnaby North (BNN) Electoral District

Candidate	Richard T. Lee LIB	Wayne Michael Marklund	Carrie McLaren GP	Janet Routledge NDP
	\$	\$	\$	\$
Inflows				
Political contributions				
Individuals	-	1,311	380	560
Corporations	-	2,719	-	100
Unincorporated businesses/commercial organizations	-	1,515	-	-
Trade unions	-	-	-	25,446
Non-profit organizations	-	-	-	210
Other identifiable contributors	-	-	-	-
Anonymous contributions	-	-	-	-
Total political contributions	-	5,545	380	26,316
Transfers received	101,426	2,355	-	89,172
Fundraising income	-	-	-	-
Other income	535	-	-	300
Loans received	-	-	-	-
Total inflows	101,961	7,900	380	115,788
Outflows				
Election expenses subject to the 60 day pre-campaign period expenses limit	30,566	1,542	16	21,233
Election expenses subject to the campaign period expenses limit	50,947	6,264	47	70,601
Election expenses not subject to expenses limits	7,201	250	316	2,771
Other expenses	21,094	-	-	1,153
Transfers given	-	-	-	7,148
Total outflows	109,808	8,056	379	102,906

Cariboo-Chilcotin (CBC) Electoral District

Candidate	Donna Barnett LIB	Dustin Victor Price GP	Charlie Wyse NDP	Gary Young IND
	\$	\$	\$	\$
Inflows				
Political contributions				
Individuals	13,595	500	5,586	3,100
Corporations	46,588	-	-	-
Unincorporated businesses/commercial organizations	1,090	-	-	-
Trade unions	-	-	10,012	-
Non-profit organizations	4,500	-	-	-
Other identifiable contributors	-	-	-	-
Anonymous contributions	1,866	-	-	-
Total political contributions	67,639	500	15,598	3,100
Transfers received	31,828	500	72,226	-
Fundraising income	25,296	-	-	-
Other income	250	-	250	250
Loans received	-	-	-	-
Total inflows	125,013	1,000	88,074	3,350
Outflows				
Election expenses subject to the 60 day pre-campaign period expenses limit	26,701	275	14,405	3,056
Election expenses subject to the campaign period expenses limit	50,445	331	62,325	1,531
Election expenses not subject to expenses limits	32,789	-	4,534	663
Other expenses	45	-	1,797	-
Transfers given	-	-	2,967	-
Total outflows	109,980	606	86,028	5,250

Cariboo North (CBN) Electoral District

Candidate	Duncan Barnett NDP	Coralee Oakes LIB	Bob Simpson IND
	\$	\$	\$
Inflows			
Political contributions			
Individuals	-	4,100	1,390
Corporations	-	21,415	-
Unincorporated businesses/commercial organizations	-	1,000	400
Trade unions	-	-	-
Non-profit organizations	-	-	-
Other identifiable contributors	-	-	-
Anonymous contributions	-	-	-
Total political contributions	-	26,515	1,790
Transfers received	83,955	75,188	28,080
Fundraising income	3,342	-	-
Other income	250	250	250
Loans received	-	-	4,000
Total inflows	87,547	101,953	34,120
Outflows			
Election expenses subject to the 60 day pre-campaign period expenses limit	22,440	21,252	3,927
Election expenses subject to the campaign period expenses limit	51,813	49,788	24,497
Election expenses not subject to expenses limits	17,606	9,104	2,639
Other expenses	53	-	205
Transfers given	-	-	-
Total outflows	91,912	80,144	31,268

Chilliwack (CHC) Electoral District

Candidate	Chad Elton Eros CP	Michael Raymond Halliday BCEX	Patti MacAhonic NDP	John Martin LIB	Kim Reimer GP
	\$	\$	\$	\$	\$
Inflows					
Political contributions					
Individuals	9,873	-	-	2,950	920
Corporations	100	-	1,980	293	-
Unincorporated businesses/commercial organizations	-	-	-	-	-
Trade unions	-	-	-	-	-
Non-profit organizations	-	-	-	-	-
Other identifiable contributors	-	-	-	6,750	-
Anonymous contributions	-	-	53	-	-
Total political contributions	9,973	-	2,033	9,993	920
Transfers received	-	-	33,299	66,686	810
Fundraising income	-	-	-	410	200
Other income	-	-	252	253	-
Loans received	-	-	15,000	-	1,000
Total inflows	9,973	-	50,584	77,342	2,930
Outflows					
Election expenses subject to the 60 day pre-campaign period expenses limit	7,285	-	29,874	6,404	-
Election expenses subject to the campaign period expenses limit	2,437	120	23,499	53,052	1,960
Election expenses not subject to expenses limits	250	398	2,750	2,875	250
Other expenses	-	-	1,207	1,548	-
Transfers given	-	-	2,973	-	-
Total outflows	9,972	518	60,303	63,879	2,210

Chilliwack-Hope (CHH) Electoral District

Candidate	Michael Henshall CP	Ryan Ashley McKinnon IND	Gwen O'Mahony NDP	Laurie Throness LIB
	\$	\$	\$	\$
Inflows				
Political contributions				
Individuals	1,855	200	-	1,050
Corporations	100	-	-	1,857
Unincorporated businesses/commercial organizations	-	-	-	-
Trade unions	-	-	6,590	-
Non-profit organizations	-	-	-	-
Other identifiable contributors	-	-	-	-
Anonymous contributions	-	-	-	-
Total political contributions	1,955	200	6,590	2,907
Transfers received	5,087	-	83,791	71,489
Fundraising income	-	-	-	-
Other income	555	-	251	251
Loans received	-	-	200	-
Total inflows	7,597	200	90,832	74,647
Outflows				
Election expenses subject to the 60 day pre-campaign period expenses limit	-	-	16,191	21,635
Election expenses subject to the campaign period expenses limit	6,426	195	45,769	45,972
Election expenses not subject to expenses limits	1,100	34	2,750	651
Other expenses	-	-	1,670	5,174
Transfers given	71	-	15,138	102
Total outflows	7,597	229	81,518	73,534

Columbia River-Revelstoke (CLR) Electoral District

Candidate	Doug Clovechok LIB	Norm Macdonald NDP	Earl Olsen CP	Laurel Ralston GP
	\$	\$	\$	\$
Inflows				
Political contributions				
Individuals	5,675	132	8,000	1,340
Corporations	15,909	-	100	-
Unincorporated businesses/commercial organizations	2,475	-	100	-
Trade unions	-	3,021	-	-
Non-profit organizations	-	-	-	-
Other identifiable contributors	-	-	-	-
Anonymous contributions	-	-	-	-
Total political contributions	24,059	3,153	8,200	1,340
Transfers received	77,217	48,047	-	95
Fundraising income	435	-	-	-
Other income	265	250	-	-
Loans received	-	-	-	-
Total inflows	101,976	51,450	8,200	1,435
Outflows				
Election expenses subject to the 60 day pre-campaign period expenses limit	18,107	1,632	-	-
Election expenses subject to the campaign period expenses limit	50,848	26,171	7,546	324
Election expenses not subject to expenses limits	9,418	3,774	651	792
Other expenses	7,678	1,694	3	2
Transfers given	-	-	-	-
Total outflows	86,051	33,271	8,200	1,118

Comox Valley (CMX) Electoral District

Candidate	Chris Aikman GP	Kassandra Dycke NDP	Diane Hoffmann CP	Don McRae LIB
	\$	\$	\$	\$
Inflows				
Political contributions				
Individuals	750	105	4,753	18,690
Corporations	-	-	-	9,600
Unincorporated businesses/commercial organizations	-	-	200	200
Trade unions	-	4,746	-	-
Non-profit organizations	-	1,181	-	-
Other identifiable contributors	-	-	-	-
Anonymous contributions	-	-	94	-
Total political contributions	750	6,032	5,047	28,490
Transfers received	1,933	102,054	1,825	69,936
Fundraising income	-	-	-	560
Other income	-	250	-	250
Loans received	-	-	-	-
Total inflows	2,683	108,336	6,872	99,236
Outflows				
Election expenses subject to the 60 day pre-campaign period expenses limit	-	15,985	-	19,260
Election expenses subject to the campaign period expenses limit	2,430	63,544	4,497	59,592
Election expenses not subject to expenses limits	250	4,299	1,108	11,734
Other expenses	-	3,887	-	1,364
Transfers given	-	12,890	266	-
Total outflows	2,680	100,605	5,871	91,950

Coquitlam-Burke Mountain (CQB) Electoral District

Candidate	Paul Geddes LBN	Douglas Horne LIB	Shane Kennedy CP	Ron Peters GP	Chris Wilson NDP
	\$	\$	\$	\$	\$
Inflows					
Political contributions					
Individuals	4,500	8,975	1,467	-	-
Corporations	-	4,000	-	-	135
Unincorporated businesses/commercial organizations	-	-	-	-	12,711
Trade unions	-	-	-	-	-
Non-profit organizations	-	-	-	-	-
Other identifiable contributors	-	-	-	-	-
Anonymous contributions	-	-	-	-	-
Total political contributions	4,500	12,975	1,467	-	12,846
Transfers received	250	79,326	-	-	46,798
Fundraising income	-	455	-	-	1,200
Other income	3	250	28	-	250
Loans received	-	-	-	-	-
Total inflows	4,753	93,006	1,495	-	61,094
Outflows					
Election expenses subject to the 60 day pre-campaign period expenses limit	-	37,319	494	-	5,237
Election expenses subject to the campaign period expenses limit	4,497	51,935	982	-	41,632
Election expenses not subject to expenses limits	250	2,859	15	-	3,775
Other expenses	-	5,834	-	-	3,335
Transfers given	6	-	-	-	1,676
Total outflows	4,753	97,947	1,491	-	55,655

Coquitlam-Maillardville (CQM) Electoral District

Candidate	Steve Kim LIB	Selina Mae Robinson NDP	Edward Andreas Stanbrough GP
	\$	\$	\$
Inflows			
Political contributions			
Individuals	6,415	988	250
Corporations	17,075	1,335	-
Unincorporated businesses/commercial organizations	-	119	-
Trade unions	-	18,520	-
Non-profit organizations	-	-	-
Other identifiable contributors	-	-	-
Anonymous contributions	-	-	-
Total political contributions	23,490	20,962	250
Transfers received	49,803	83,631	-
Fundraising income	-	-	-
Other income	250	253	-
Loans received	-	-	-
Total inflows	73,543	104,846	250
Outflows			
Election expenses subject to the 60 day pre-campaign period expenses limit	15,102	11,232	-
Election expenses subject to the campaign period expenses limit	50,197	49,964	-
Election expenses not subject to expenses limits	5,450	2,274	250
Other expenses	-	5,960	-
Transfers given	-	27,861	-
Total outflows	70,749	97,291	250

Cowichan Valley (CWV) Electoral District

Candidate	Heather Alanna Campbell IND	Kerry Davis GP	Steve Housser LIB	Bill Routley NDP	Damir Wallener CP
	\$	\$	\$	\$	\$
Inflows					
Political contributions					
Individuals	-	1,745	13,219	11,143	2,250
Corporations	-	-	7,500	100	1,700
Unincorporated businesses/commercial organizations	-	-	100	100	-
Trade unions	1,200	-	-	19,504	-
Non-profit organizations	-	-	-	-	-
Other identifiable contributors	-	-	-	-	-
Anonymous contributions	-	709	210	-	55
Total political contributions	1,200	2,454	21,029	30,847	4,005
Transfers received	-	11,319	23,942	39,937	5,700
Fundraising income	-	425	-	-	-
Other income	-	3,014	250	2,775	-
Loans received	-	-	-	-	-
Total inflows	1,200	17,212	45,221	73,559	9,705
Outflows					
Election expenses subject to the 60 day pre-campaign period expenses limit	-	2,769	9,389	22,263	1,692
Election expenses subject to the campaign period expenses limit	303	12,492	27,860	30,619	7,499
Election expenses not subject to expenses limits	747	2,877	4,264	2,750	250
Other expenses	-	18,138	-	1,166	255
Transfers given	-	60	1,831	-	-
Total outflows	1,050	36,336	43,344	56,798	9,696

Delta North (DLN) Electoral District

Candidate	Sylvia Bishop NDP	George Gidora COMM	Scott Hamilton LIB	Bill Marshall GP	Tinku Parmar CP	John Shrek Shavluk IND
	\$	\$	\$	\$	\$	\$
Inflows						
Political contributions						
Individuals	150	-	17,468	-	21,341	1,000
Corporations	-	-	24,000	-	8,239	-
Unincorporated businesses/commercial organizations	16,023	-	-	-	-	-
Trade unions	-	-	500	-	-	-
Non-profit organizations	91	-	-	-	-	-
Other identifiable contributors	100	-	-	-	-	-
Anonymous contributions	-	-	-	-	380	-
Total political contributions	16,364	-	41,968	-	29,960	1,000
Transfers received	52,661	-	8,070	-	-	-
Fundraising income	-	-	-	-	2,052	-
Other income	255	-	250	-	250	-
Loans received	-	-	-	-	-	-
Total inflows	69,280	-	50,288	-	32,262	1,000
Outflows						
Election expenses subject to the 60 day pre-campaign period expenses limit	8,199	-	44,536	-	1,054	-
Election expenses subject to the campaign period expenses limit	56,596	-	46,300	-	20,875	1,000
Election expenses not subject to expenses limits	2,750	-	250	-	10,608	250
Other expenses	820	-	2,977	-	5	-
Transfers given	2,541	-	-	-	-	-
Total outflows	70,906	-	94,063	-	32,542	1,250

Delta South (DLS) Electoral District

Candidate	Vicki Huntington IND	Bruce McDonald LIB	Nic Slater NDP
	\$	\$	\$
Inflows			
Political contributions			
Individuals	28,763	12,470	51
Corporations	4,337	16,100	-
Unincorporated businesses/commercial organizations	-	8,500	-
Trade unions	-	500	707
Non-profit organizations	500	-	-
Other identifiable contributors	-	-	-
Anonymous contributions	416	-	-
Total political contributions	34,016	37,570	758
Transfers received	40,073	70,078	31,722
Fundraising income	-	-	-
Other income	256	250	250
Loans received	-	-	-
Total inflows	74,345	107,898	32,730
Outflows			
Election expenses subject to the 60 day pre-campaign period expenses limit	11,640	17,750	8,211
Election expenses subject to the campaign period expenses limit	53,161	68,029	21,998
Election expenses not subject to expenses limits	890	5,040	3,648
Other expenses	4,765	2,426	59
Transfers given	-	13,571	742
Total outflows	70,456	106,816	34,658

Esquimalt-Royal Roads (ESR) Electoral District

Candidate	Maurine Karagianis NDP	Susan Christina Low GP	Chris Ricketts LIB	Joshua Steffler IND
	\$	\$	\$	\$
Inflows				
Political contributions				
Individuals	-	1,780	3,220	-
Corporations	-	2,663	24,347	-
Unincorporated businesses/commercial organizations	2,400	1,096	-	-
Trade unions	-	-	-	-
Non-profit organizations	-	-	-	-
Other identifiable contributors	-	275	-	-
Anonymous contributions	-	-	40	-
Total political contributions	2,400	5,814	27,607	-
Transfers received	40,795	14,075	18,577	-
Fundraising income	-	-	-	-
Other income	255	352	250	-
Loans received	-	-	-	-
Total inflows	43,450	20,241	46,434	-
Outflows				
Election expenses subject to the 60 day pre-campaign period expenses limit	19,533	4,615	13,045	-
Election expenses subject to the campaign period expenses limit	47,411	13,285	26,080	81
Election expenses not subject to expenses limits	250	1,200	895	-
Other expenses	5,375	-	5,382	-
Transfers given	3,070	1,141	2,010	-
Total outflows	75,639	20,241	47,412	81

Fort Langley-Aldergrove (FLA) Electoral District

Candidate	Rich Coleman LIB	Lisa David GP	Shane Dyson NDP	Rick Manuel CP	Kevin Mitchell IND
	\$	\$	\$	\$	\$
Inflows					
Political contributions					
Individuals	-	-	145	3,766	1,300
Corporations	5,500	-	-	-	-
Unincorporated businesses/commercial organizations	-	-	-	1,500	-
Trade unions	-	-	268	-	-
Non-profit organizations	-	-	-	-	-
Other identifiable contributors	600	-	-	-	-
Anonymous contributions	-	-	-	-	-
Total political contributions	6,100	-	413	5,266	1,300
Transfers received	110,617	360	35,888	1,775	-
Fundraising income	-	-	-	1,245	-
Other income	257	-	251	-	250
Loans received	-	-	-	-	-
Total inflows	116,974	360	36,552	8,286	1,550
Outflows					
Election expenses subject to the 60 day pre-campaign period expenses limit	40,050	-	6,280	-	-
Election expenses subject to the campaign period expenses limit	62,592	450	25,115	8,229	1,546
Election expenses not subject to expenses limits	7,562	250	2,750	-	-
Other expenses	-	6	404	-	-
Transfers given	-	-	2,972	57	-
Total outflows	110,204	706	37,521	8,286	1,546

Fraser-Nicola (FRN) Electoral District

Candidate	Michael Beauclair CP	John Kidder GP	Harry Lali NDP	Jackie Tegart LIB
	\$	\$	\$	\$
Inflows				
Political contributions				
Individuals	1,926	1,755	-	14,285
Corporations	500	-	-	11,966
Unincorporated businesses/commercial organizations	-	-	-	-
Trade unions	-	-	14,400	-
Non-profit organizations	-	-	750	-
Other identifiable contributors	-	-	-	-
Anonymous contributions	-	30	-	240
Total political contributions	2,426	1,785	15,150	26,491
Transfers received	-	-	58,848	59,277
Fundraising income	-	-	-	-
Other income	-	-	250	255
Loans received	-	-	-	-
Total inflows	2,426	1,785	74,248	86,023
Outflows				
Election expenses subject to the 60 day pre-campaign period expenses limit	-	-	7,295	18,110
Election expenses subject to the campaign period expenses limit	2,303	1,785	57,457	36,128
Election expenses not subject to expenses limits	-	-	2,750	2,880
Other expenses	-	-	696	3,304
Transfers given	-	-	2,454	26,903
Total outflows	2,303	1,785	70,652	87,325

Juan de Fuca (JDF) Electoral District

Candidate	John Horgan NDP	Kerrie Reay LIB	Carlos Serra GP
	\$	\$	\$
Inflows			
Political contributions			
Individuals	-	2,000	188
Corporations	650	1,500	-
Unincorporated businesses/commercial organizations	-	-	-
Trade unions	-	-	-
Non-profit organizations	-	-	-
Other identifiable contributors	-	-	-
Anonymous contributions	-	-	-
Total political contributions	650	3,500	188
Transfers received	85,699	14,671	-
Fundraising income	-	-	50
Other income	251	250	-
Loans received	-	-	-
Total inflows	86,600	18,421	238
Outflows			
Election expenses subject to the 60 day pre-campaign period expenses limit	19,326	2,762	-
Election expenses subject to the campaign period expenses limit	52,915	13,238	134
Election expenses not subject to expenses limits	250	380	599
Other expenses	4,746	424	41
Transfers given	1,797	-	-
Total outflows	79,034	16,804	774

Kamloops-North Thompson (KAN) Electoral District

Candidate	John Ford	Kathy Kendall NDP	Ed Klop CP	Terry Lake LIB
	\$	\$	\$	\$
Inflows				
Political contributions				
Individuals	-	2,916	450	-
Corporations	-	-	-	3,350
Unincorporated businesses/commercial organizations	-	475	-	-
Trade unions	-	4,462	-	-
Non-profit organizations	-	-	-	-
Other identifiable contributors	-	3,610	-	-
Anonymous contributions	-	-	160	-
Total political contributions	-	11,463	610	3,350
Transfers received	-	68,398	1,749	117,316
Fundraising income	-	-	-	-
Other income	-	1,048	250	250
Loans received	-	-	-	-
Total inflows	-	80,909	2,609	120,916
Outflows				
Election expenses subject to the 60 day pre-campaign period expenses limit	250	12,535	-	36,451
Election expenses subject to the campaign period expenses limit	-	57,774	8,102	62,481
Election expenses not subject to expenses limits	-	6,481	-	4,108
Other expenses	-	-	109	18,747
Transfers given	-	-	699	210
Total outflows	250	76,790	8,910	121,997

Kamloops-South Thompson (KAS) Electoral District

Candidate	Brian Arthur Alexander IND	Tom Friedman NDP	Peter Sharp CP	Todd Graham Stone LIB
	\$	\$	\$	\$
Inflows				
Political contributions				
Individuals	6,166	8,557	1,699	100
Corporations	-	1,600	500	15,073
Unincorporated businesses/commercial organizations	-	12,000	-	-
Trade unions	-	8,310	-	-
Non-profit organizations	-	-	-	-
Other identifiable contributors	-	-	-	-
Anonymous contributions	-	-	-	-
Total political contributions	6,166	30,467	2,199	15,173
Transfers received	-	49,611	4,013	139,602
Fundraising income	-	-	-	-
Other income	-	1,251	250	250
Loans received	-	-	-	-
Total inflows	6,166	81,329	6,462	155,025
Outflows				
Election expenses subject to the 60 day pre-campaign period expenses limit	266	23,918	934	59,660
Election expenses subject to the campaign period expenses limit	5,869	58,066	8,915	60,511
Election expenses not subject to expenses limits	-	3,102	-	4,562
Other expenses	-	17	7	33,111
Transfers given	-	401	-	852
Total outflows	6,135	85,504	9,856	158,696

Kelowna-Lake Country (KLA) Electoral District

Candidate	Gary Adams GP	Graeme James CP	Norm Letnick LIB	Mike Nuyens NDP
	\$	\$	\$	\$
Inflows				
Political contributions				
Individuals	400	15,338	2,200	5,168
Corporations	-	-	14,640	-
Unincorporated businesses/commercial organizations	-	-	4,400	-
Trade unions	-	-	-	7,967
Non-profit organizations	-	-	-	-
Other identifiable contributors	-	500	-	3,344
Anonymous contributions	-	20	-	-
Total political contributions	400	15,858	21,240	16,479
Transfers received	-	-	56,562	34,824
Fundraising income	-	-	-	-
Other income	-	-	250	250
Loans received	-	-	-	-
Total inflows	400	15,858	78,052	51,553
Outflows				
Election expenses subject to the 60 day pre-campaign period expenses limit	-	7,416	14,551	4,912
Election expenses subject to the campaign period expenses limit	-	8,402	50,799	40,985
Election expenses not subject to expenses limits	-	1,365	6,034	2,750
Other expenses	182	16	1,027	-
Transfers given	218	-	-	2,625
Total outflows	400	17,199	72,411	51,272

Kelowna-Mission (KMI) Electoral District

Candidate	Tish Lakes NDP	Mike McLoughlin CP	Steve Thomson LIB	Dayleen Van Ryswyk
	\$	\$	\$	\$
Inflows				
Political contributions				
Individuals	4,106	20,380	260	1,392
Corporations	-	1,211	13,147	2,550
Unincorporated businesses/commercial organizations	115	-	546	-
Trade unions	1,679	-	-	-
Non-profit organizations	-	-	-	-
Other identifiable contributors	667	-	-	209
Anonymous contributions	-	-	-	-
Total political contributions	6,567	21,591	13,953	4,151
Transfers received	20,004	6,468	61,066	13,197
Fundraising income	-	405	-	-
Other income	250	-	1,250	-
Loans received	-	-	-	-
Total inflows	26,821	28,464	76,269	17,348
Outflows				
Election expenses subject to the 60 day pre-campaign period expenses limit	-	8,586	15,618	12,419
Election expenses subject to the campaign period expenses limit	24,095	16,547	50,196	1,542
Election expenses not subject to expenses limits	405	565	4,268	-
Other expenses	-	2,766	6,187	-
Transfers given	-	-	-	-
Total outflows	24,500	28,464	76,269	13,961

Kootenay East (KOE) Electoral District

Candidate	Bill Bennett LIB	Norma Blissett NDP
	\$	\$
Inflows		
Political contributions		
Individuals	13,425	24,283
Corporations	26,605	5,000
Unincorporated businesses/commercial organizations	-	-
Trade unions	-	39,663
Non-profit organizations	-	-
Other identifiable contributors	-	-
Anonymous contributions	-	385
Total political contributions	40,030	69,331
Transfers received	86,252	50,038
Fundraising income	-	4,265
Other income	250	250
Loans received	-	-
Total inflows	126,532	123,884
Outflows		
Election expenses subject to the 60 day pre-campaign period expenses limit	39,290	573
Election expenses subject to the campaign period expenses limit	55,140	42,694
Election expenses not subject to expenses limits	1,300	4,712
Other expenses	9,577	544
Transfers given	-	-
Total outflows	105,307	48,523

Kootenay West (KOW) Electoral District

Candidate	Glen Curtis Byle IND	Katrine Conroy NDP	Joseph Peter Hughes IND	Jim Postnikoff LIB
	\$	\$	\$	\$
Inflows				
Political contributions				
Individuals	50	-	6,790	-
Corporations	-	-	-	1,544
Unincorporated businesses/commercial organizations	-	-	-	-
Trade unions	-	-	-	-
Non-profit organizations	-	-	-	-
Other identifiable contributors	-	-	-	-
Anonymous contributions	-	-	-	-
Total political contributions	50	-	6,790	1,544
Transfers received	-	65,103	-	32,941
Fundraising income	-	-	-	-
Other income	-	2,062	0	250
Loans received	-	-	-	-
Total inflows	50	67,165	6,790	34,735
Outflows				
Election expenses subject to the 60 day pre-campaign period expenses limit	84	7,782	-	778
Election expenses subject to the campaign period expenses limit	-	40,609	5,939	24,506
Election expenses not subject to expenses limits	830	3,754	-	4,036
Other expenses	-	1,142	-	395
Transfers given	-	1,249	-	-
Total outflows	914	54,536	5,939	29,715

Langley (LLY) Electoral District

Candidate	John Cummins CP	Wally Martin GP	Andrew Mercier NDP	Mary Polak LIB
	\$	\$	\$	\$
Inflows				
Political contributions				
Individuals	13,379	336	4,109	3,475
Corporations	1,500	-	-	18,250
Unincorporated businesses/commercial organizations	-	-	-	-
Trade unions	-	-	5,699	-
Non-profit organizations	-	-	-	-
Other identifiable contributors	-	-	-	-
Anonymous contributions	-	-	-	-
Total political contributions	14,879	336	9,808	21,725
Transfers received	4,320	-	44,109	89,017
Fundraising income	-	-	-	-
Other income	-	250	250	250
Loans received	-	-	1,000	-
Total inflows	19,199	586	55,167	110,992
Outflows				
Election expenses subject to the 60 day pre-campaign period expenses limit	4,386	-	21,285	19,316
Election expenses subject to the campaign period expenses limit	13,829	336	25,561	72,716
Election expenses not subject to expenses limits	985	-	2,750	5,895
Other expenses	-	-	147	727
Transfers given	-	-	515	12,339
Total outflows	19,200	336	50,258	110,993

Maple Ridge-Mission (MRM) Electoral District

Candidate	Mike Bocking NDP	Marc H. J. Dalton LIB	Alex Pope GP	Chad Thompson CP
	\$	\$	\$	\$
Inflows				
Political contributions				
Individuals	1,850	4,990	1,585	-
Corporations	-	3,324	-	-
Unincorporated businesses/commercial organizations	-	100	-	-
Trade unions	24,291	-	-	-
Non-profit organizations	-	-	-	-
Other identifiable contributors	-	-	-	-
Anonymous contributions	-	-	-	-
Total political contributions	26,141	8,414	1,585	-
Transfers received	78,815	82,653	410	-
Fundraising income	-	-	-	-
Other income	251	250	-	-
Loans received	-	-	-	-
Total inflows	105,207	91,317	1,995	-
Outflows				
Election expenses subject to the 60 day pre-campaign period expenses limit	33,368	12,648	-	250
Election expenses subject to the campaign period expenses limit	62,041	57,323	1,745	91
Election expenses not subject to expenses limits	2,750	315	250	-
Other expenses	3,515	3,031	-	-
Transfers given	3,186	-	-	-
Total outflows	104,860	73,317	1,995	341

Maple Ridge-Pitt Meadows (MRP) Electoral District

Candidate	Doug Bing LIB	Michael Lawrence Patterson GP	Manuel "Mike" Pratas	Elizabeth Joan Rosenau NDP
	\$	\$	\$	\$
Inflows				
Political contributions				
Individuals	6,228	993	225	7,012
Corporations	1,300	-	-	-
Unincorporated businesses/commercial organizations	413	-	-	-
Trade unions	-	-	-	-
Non-profit organizations	-	-	-	-
Other identifiable contributors	-	-	-	-
Anonymous contributions	-	-	225	-
Total political contributions	7,941	993	450	7,012
Transfers received	41,941	-	75	46,994
Fundraising income	-	-	-	-
Other income	339	-	-	250
Loans received	-	-	-	5,000
Total inflows	50,221	993	525	59,256
Outflows				
Election expenses subject to the 60 day pre-campaign period expenses limit	3,231	-	-	13,669
Election expenses subject to the campaign period expenses limit	45,629	880	1,320	42,664
Election expenses not subject to expenses limits	1,360	-	-	2,250
Other expenses	-	113	-	368
Transfers given	-	195	-	2,540
Total outflows	50,220	1,188	1,320	61,491

Nanaimo (NAN) Electoral District

Candidate	Walter Douglas Anderson LIB	Brunie Brunie IND	Bryce Nelson Crigger CP	Ian Elliot Gartshore GP	Leonard Eugene Krog NDP
	\$	\$	\$	\$	\$
Inflows					
Political contributions					
Individuals	3,700	1,250	750	932	2,205
Corporations	8,825	-	-	-	-
Unincorporated businesses/commercial organizations	-	-	-	530	91
Trade unions	-	-	-	-	1,909
Non-profit organizations	-	-	-	-	-
Other identifiable contributors	-	-	-	-	-
Anonymous contributions	-	40	-	113	-
Total political contributions	12,525	1,290	750	1,575	4,205
Transfers received	12,300	-	3,365	2,457	49,919
Fundraising income	-	-	-	60	-
Other income	250	5	250	-	451
Loans received	-	-	-	265	-
Total inflows	25,075	1,295	4,365	4,357	54,575
Outflows					
Election expenses subject to the 60 day pre-campaign period expenses limit	-	-	2,023	1,222	10,935
Election expenses subject to the campaign period expenses limit	18,341	1,294	247	1,966	14,288
Election expenses not subject to expenses limits	4,343	-	290	579	250
Other expenses	500	-	-	44	1,426
Transfers given	-	-	-	20	28,000
Total outflows	23,184	1,294	2,560	3,831	54,899

Nanaimo-North Cowichan (NCW) Electoral District

Candidate	Amanda Lee Jacobson LIB	Mayo McDonough GP	Murray McNab IND	P. Anna Paddon IND	Doug Routley NDP	John James Donald Sherry CP
	\$	\$	\$	\$	\$	\$
Inflows						
Political contributions						
Individuals	4,525	2,781	-	1,874	-	4,445
Corporations	400	-	-	-	-	-
Unincorporated businesses/commercial organizations	-	-	-	-	-	-
Trade unions	-	-	-	-	-	-
Non-profit organizations	-	-	-	-	-	-
Other identifiable contributors	-	-	-	-	-	-
Anonymous contributions	-	30	-	-	-	72
Total political contributions	4,925	2,811	-	1,874	-	4,517
Transfers received	14,000	1,080	-	-	54,816	6,800
Fundraising income	500	260	-	-	-	-
Other income	250	-	-	-	2,828	-
Loans received	-	-	-	-	-	-
Total inflows	19,675	4,151	-	1,874	57,644	11,317
Outflows						
Election expenses subject to the 60 day pre-campaign period expenses limit	-	2,195	-	198	9,619	675
Election expenses subject to the campaign period expenses limit	15,611	4,338	1,574	675	26,883	7,604
Election expenses not subject to expenses limits	3,765	1,383	-	902	773	458
Other expenses	1,557	19	-	150	1,436	394
Transfers given	-	2	-	-	2,984	-
Total outflows	20,933	7,937	1,574	1,925	41,695	9,131

Nechako Lakes (NEC) Electoral District

Candidate	Beverly Bird AID	Dan Brooks CP	Colin Hamm GP	John Rustad LIB	Susanne Skidmore-Hewlett NDP
	\$	\$	\$	\$	\$
Inflows					
Political contributions					
Individuals	-	1,450	1,599	-	-
Corporations	-	3,784	-	-	838
Unincorporated businesses/commercial organizations	-	-	-	-	-
Trade unions	-	-	-	-	17,346
Non-profit organizations	-	-	-	-	-
Other identifiable contributors	-	-	-	-	-
Anonymous contributions	-	-	-	-	-
Total political contributions	-	5,234	1,599	-	18,184
Transfers received	1,500	5,226	-	74,839	33,465
Fundraising income	-	2,100	-	-	-
Other income	-	-	-	-	1,503
Loans received	-	-	-	-	-
Total inflows	1,500	12,560	1,599	74,839	53,152
Outflows					
Election expenses subject to the 60 day pre-campaign period expenses limit	-	12,206	-	17,872	4,716
Election expenses subject to the campaign period expenses limit	870	28,146	1,349	48,425	33,717
Election expenses not subject to expenses limits	1,981	4,584	250	5,250	6,252
Other expenses	-	3,197	-	1,436	147
Transfers given	-	-	-	-	11,431
Total outflows	2,851	48,133	1,599	72,983	56,263

Nelson-Creston (NEL) Electoral District

Candidate	Sjeng Derkx GP	Greg Garbula LIB	Michelle Mungall NDP
	\$	\$	\$
Inflows			
Political contributions			
Individuals	1,550	15,579	680
Corporations	-	8,159	-
Unincorporated businesses/commercial organizations	175	-	403
Trade unions	-	-	50
Non-profit organizations	-	-	-
Other identifiable contributors	-	831	100
Anonymous contributions	74	-	-
Total political contributions	1,799	24,569	1,233
Transfers received	9,951	19,812	51,071
Fundraising income	-	-	-
Other income	251	1	254
Loans received	-	-	-
Total inflows	12,001	44,382	52,558
Outflows			
Election expenses subject to the 60 day pre-campaign period expenses limit	4,391	11,167	11,188
Election expenses subject to the campaign period expenses limit	7,979	27,427	30,371
Election expenses not subject to expenses limits	3,989	5,663	3,142
Other expenses	336	-	1,809
Transfers given	1,060	-	1,431
Total outflows	17,755	44,257	47,941

New Westminster (NEW) Electoral District

Candidate	Hector Bremner LIB	James Crosty IND	Lewis Clarke Dahlby LBN	Judy Darcy NDP	Paul Forseth CP	Terry Douglas Teather GP
	\$	\$	\$	\$	\$	\$
Inflows						
Political contributions						
Individuals	1,285	3,630	-	695	750	230
Corporations	4,524	400	-	-	-	-
Unincorporated businesses/commercial organizations	200	-	-	302	-	-
Trade unions	-	-	-	20,541	-	-
Non-profit organizations	-	-	-	-	-	-
Other identifiable contributors	500	-	-	-	-	-
Anonymous contributions	-	-	-	-	-	-
Total political contributions	6,509	4,030	-	21,538	750	230
Transfers received	50,531	500	250	103,577	450	1,188
Fundraising income	-	-	-	-	-	-
Other income	250	-	-	1,125	-	-
Loans received	-	-	-	-	-	-
Total inflows	57,290	4,530	250	126,240	1,200	1,418
Outflows						
Election expenses subject to the 60 day pre-campaign period expenses limit	8,043	-	-	20,825	-	212
Election expenses subject to the campaign period expenses limit	37,970	4,027	-	48,873	407	912
Election expenses not subject to expenses limits	2,415	-	250	250	-	273
Other expenses	2,334	-	-	15,770	30	-
Transfers given	8,735	-	-	4,361	762	-
Total outflows	59,497	4,027	250	90,079	1,199	1,397

North Coast (NOC) Electoral District

Candidate	Hondo Arendt GP	Judy Fraser LIB	Jennifer Rice NDP
	\$	\$	\$
Inflows			
Political contributions			
Individuals	-	5,720	5,467
Corporations	-	12,150	100
Unincorporated businesses/commercial organizations	96	1,000	-
Trade unions	-	-	12,450
Non-profit organizations	-	-	191
Other identifiable contributors	-	-	-
Anonymous contributions	-	-	-
Total political contributions	96	18,870	18,208
Transfers received	-	27,426	48,736
Fundraising income	-	-	-
Other income	-	250	250
Loans received	-	-	-
Total inflows	96	46,546	67,194
Outflows			
Election expenses subject to the 60 day pre-campaign period expenses limit	-	3,504	5,815
Election expenses subject to the campaign period expenses limit	-	25,087	46,731
Election expenses not subject to expenses limits	250	8,314	3,167
Other expenses	-	7	578
Transfers given	-	-	19,260
Total outflows	250	36,912	75,551

North Island (NOI) Electoral District

Candidate	Bob Bray CP	Nick Facey LIB	Claire Felicity Trevena NDP
	\$	\$	\$
Inflows			
Political contributions			
Individuals	4,070	4,850	1,097
Corporations	100	12,450	-
Unincorporated businesses/commercial organizations	-	-	-
Trade unions	-	-	3,401
Non-profit organizations	-	-	-
Other identifiable contributors	-	-	13,889
Anonymous contributions	-	-	-
Total political contributions	4,170	17,300	18,387
Transfers received	2,950	44,661	78,596
Fundraising income	-	-	-
Other income	-	250	250
Loans received	300	30,000	-
Total inflows	7,420	92,211	97,233
Outflows			
Election expenses subject to the 60 day pre-campaign period expenses limit	622	17,895	17,954
Election expenses subject to the campaign period expenses limit	5,685	47,208	45,172
Election expenses not subject to expenses limits	1,008	3,750	4,030
Other expenses	65	10,712	2,618
Transfers given	-	-	293
Total outflows	7,380	79,565	70,067

North Vancouver-Lonsdale (NVL) Electoral District

Candidate	Kimball Cariou COMM	Ryan Conroy GP	Carra-Lynn Hodgson BCP	Craig Keating NDP	Allan Molyneaux CP	John Laurence Watt LBN	Naomi Yamamoto LIB
	\$	\$	\$	\$	\$	\$	\$
Inflows							
Political contributions							
Individuals	-	260	250	463	2,313	-	4,370
Corporations	-	-	-	-	-	-	18,990
Unincorporated businesses/commercial organizations	-	-	-	-	-	-	-
Trade unions	-	1,000	-	18,891	-	-	-
Non-profit organizations	-	-	-	-	-	-	-
Other identifiable contributors	-	-	-	-	-	-	-
Anonymous contributions	-	-	-	-	-	-	-
Total political contributions	-	1,260	250	19,354	2,313	-	23,360
Transfers received	-	786	-	92,424	501	-	67,589
Fundraising income	-	-	-	-	-	-	-
Other income	-	-	-	264	-	-	250
Loans received	-	-	-	-	-	-	-
Total inflows	-	2,046	250	112,042	2,814	-	91,199
Outflows							
Election expenses subject to the 60 day pre-campaign period expenses limit	-	62	-	29,059	-	-	3,294
Election expenses subject to the campaign period expenses limit	-	3,398	-	67,645	2,584	-	62,289
Election expenses not subject to expenses limits	-	257	250	1,825	-	250	2,765
Other expenses	-	146	-	414	-	-	1,103
Transfers given	-	786	-	6,573	-	-	-
Total outflows	-	4,649	250	105,516	2,584	250	69,451

North Vancouver-Seymour (NVS) Electoral District

Candidate	Jim Hanson NDP	Daniel Scott Smith GP	Jane Thorntwaite LIB	Jaime Alexandra Webbe IND	Brian R. Wilson CP
	\$	\$	\$	\$	\$
Inflows					
Political contributions					
Individuals	1,607	302	2,845	660	6,715
Corporations	-	-	4,550	2,500	100
Unincorporated businesses/commercial organizations	1,015	-	-	-	-
Trade unions	12,999	-	-	-	-
Non-profit organizations	-	-	-	-	-
Other identifiable contributors	-	-	250	-	-
Anonymous contributions	-	-	-	-	355
Total political contributions	15,621	302	7,645	3,160	7,170
Transfers received	67,550	-	99,386	-	1,065
Fundraising income	-	-	-	-	-
Other income	285	-	250	750	-
Loans received	-	250	-	-	-
Total inflows	83,456	552	107,281	3,910	8,235
Outflows					
Election expenses subject to the 60 day pre-campaign period expenses limit	3,083	-	33,945	-	-
Election expenses subject to the campaign period expenses limit	60,038	4	69,709	3,417	8,127
Election expenses not subject to expenses limits	12,065	250	1,575	250	-
Other expenses	3,985	1	6,072	-	-
Transfers given	3,652	5	-	-	-
Total outflows	82,823	260	111,301	3,667	8,127

Oak Bay-Gordon Head (OBG) Electoral District

Candidate	Ida Chong LIB	Greg Kazakoff CP	Jessica Van der Veen NDP	Andrew Weaver GP
	\$	\$	\$	\$
Inflows				
Political contributions				
Individuals	6,850	550	1,800	-
Corporations	13,534	-	-	-
Unincorporated businesses/commercial organizations	-	-	-	-
Trade unions	-	-	4,590	-
Non-profit organizations	-	-	-	-
Other identifiable contributors	-	-	-	-
Anonymous contributions	-	-	-	-
Total political contributions	20,384	550	6,390	-
Transfers received	107,327	3,000	97,992	108,481
Fundraising income	-	-	-	900
Other income	250	-	253	250
Loans received	-	-	-	-
Total inflows	127,961	3,550	104,635	109,631
Outflows				
Election expenses subject to the 60 day pre-campaign period expenses limit	30,565	-	23,378	25,591
Election expenses subject to the campaign period expenses limit	56,044	2,633	67,824	65,479
Election expenses not subject to expenses limits	3,827	-	298	1,530
Other expenses	6,174	-	5,712	16,981
Transfers given	5,650	667	7,702	600
Total outflows	102,260	3,300	104,914	110,181

Parksville-Qualicum (PAQ) Electoral District

Candidate	Barry Avis NDP	David Bernard Coupland CP	Michelle Stilwell LIB
	\$	\$	\$
Inflows			
Political contributions			
Individuals	930	24,890	4,243
Corporations	-	1,604	5,620
Unincorporated businesses/commercial organizations	-	358	762
Trade unions	30,000	-	-
Non-profit organizations	-	-	-
Other identifiable contributors	-	-	31
Anonymous contributions	-	161	-
Total political contributions	30,930	27,013	10,656
Transfers received	69,553	10,708	80,103
Fundraising income	-	1,400	-
Other income	250	-	250
Loans received	-	-	-
Total inflows	100,733	39,121	91,009
Outflows			
Election expenses subject to the 60 day pre-campaign period expenses limit	24,319	9,223	33,363
Election expenses subject to the campaign period expenses limit	70,683	25,652	47,839
Election expenses not subject to expenses limits	1,935	-	-
Other expenses	-	2,199	5,738
Transfers given	1,860	-	-
Total outflows	98,797	37,074	86,940

Peace River North (PCN) Electoral District

Candidate	Judy Ann Fox-McGuire NDP	Arthur Austin Hadland IND	Pat Pimm LIB	Wyeth Sigurdson CP
	\$	\$	\$	\$
Inflows				
Political contributions				
Individuals	686	30,443	1,950	573
Corporations	2,615	8,125	7,225	300
Unincorporated businesses/commercial organizations	-	1,000	-	-
Trade unions	1,383	-	-	-
Non-profit organizations	-	-	-	-
Other identifiable contributors	-	-	-	-
Anonymous contributions	-	445	-	-
Total political contributions	4,684	40,013	9,175	873
Transfers received	24,787	-	106,126	15
Fundraising income	-	-	-	-
Other income	250	266	250	-
Loans received	10,000	-	3,000	-
Total inflows	39,721	40,279	118,551	888
Outflows				
Election expenses subject to the 60 day pre-campaign period expenses limit	2,463	8,304	42,011	-
Election expenses subject to the campaign period expenses limit	21,249	22,830	55,274	632
Election expenses not subject to expenses limits	3,150	8,179	4,815	250
Other expenses	397	965	5,598	-
Transfers given	1,385	-	-	-
Total outflows	28,644	40,278	107,698	882

Peace River South (PCS) Electoral District

Candidate	Mike Bernier LIB	Kurt Zane Peats CP	Tyrel Andrew Pohl IND	Darwin Wren NDP
	\$	\$	\$	\$
Inflows				
Political contributions				
Individuals	1,450	7,531	2,669	-
Corporations	14,291	250	-	-
Unincorporated businesses/commercial organizations	1,500	5,000	-	-
Trade unions	-	-	-	1,800
Non-profit organizations	-	-	-	-
Other identifiable contributors	84	-	-	-
Anonymous contributions	-	-	-	-
Total political contributions	17,325	12,781	2,669	1,800
Transfers received	85,498	3,565	-	29,426
Fundraising income	-	-	-	-
Other income	250	252	-	252
Loans received	-	-	-	-
Total inflows	103,073	16,598	2,669	31,478
Outflows				
Election expenses subject to the 60 day pre-campaign period expenses limit	13,180	5,369	-	4,208
Election expenses subject to the campaign period expenses limit	53,294	15,932	2,419	23,967
Election expenses not subject to expenses limits	4,787	5,380	250	5,118
Other expenses	4,051	141	-	668
Transfers given	-	-	-	1,696
Total outflows	75,312	26,822	2,669	35,657

Penticton (PEN) Electoral District

Candidate	Dan Ashton LIB	Richard James Cannings NDP	Doug Maxwell FP	Sean Upshaw CP
	\$	\$	\$	\$
Inflows				
Political contributions				
Individuals	13,895	28,511	300	3,365
Corporations	36,600	7,596	-	-
Unincorporated businesses/commercial organizations	-	-	-	1,250
Trade unions	-	12,804	-	-
Non-profit organizations	-	-	-	-
Other identifiable contributors	-	-	-	-
Anonymous contributions	-	-	-	-
Total political contributions	50,495	48,911	300	4,615
Transfers received	41,958	70,080	685	-
Fundraising income	-	6,461	-	-
Other income	250	1,815	4,243	-
Loans received	-	-	-	-
Total inflows	92,703	127,267	5,228	4,615
Outflows				
Election expenses subject to the 60 day pre-campaign period expenses limit	6,745	12,509	2,538	-
Election expenses subject to the campaign period expenses limit	51,325	58,604	2,240	5,077
Election expenses not subject to expenses limits	4,485	11,460	450	-
Other expenses	2,979	2,039	-	-
Transfers given	-	-	-	-
Total outflows	65,534	84,612	5,228	5,077

Port Coquitlam (POC) Electoral District

Candidate	Jogender Dahiya (JD) LBN	Mike Farnworth NDP	Ryan Hague CP	Barbara Lu LIB	Brent Williams YPBC
	\$	\$	\$	\$	\$
Inflows					
Political contributions					
Individuals	372	4,399	3,314	675	-
Corporations	-	-	-	150	-
Unincorporated businesses/commercial organizations	-	-	-	-	-
Trade unions	-	13,159	-	-	-
Non-profit organizations	-	-	-	-	-
Other identifiable contributors	-	-	-	-	-
Anonymous contributions	-	-	83	-	-
Total political contributions	372	17,558	3,397	825	-
Transfers received	500	68,396	-	20,268	610
Fundraising income	-	-	531	-	-
Other income	-	259	-	250	-
Loans received	-	-	-	-	-
Total inflows	872	86,213	3,928	21,343	610
Outflows					
Election expenses subject to the 60 day pre-campaign period expenses limit	-	3,264	-	-	-
Election expenses subject to the campaign period expenses limit	622	37,058	3,386	15,156	760
Election expenses not subject to expenses limits	250	3,445	312	315	250
Other expenses	-	2,276	-	5,233	-
Transfers given	-	40,170	-	-	-
Total outflows	872	86,213	3,698	20,704	1,010

Port Moody-Coquitlam (POM) Electoral District

Candidate	Billie Helps GP	Jeff Monds LBN	Linda Reimer LIB	Joe Trasolini NDP
	\$	\$	\$	\$
Inflows				
Political contributions				
Individuals	-	-	7,822	300
Corporations	-	-	14,998	-
Unincorporated businesses/commercial organizations	-	-	-	-
Trade unions	-	-	-	-
Non-profit organizations	-	-	1,000	-
Other identifiable contributors	-	-	-	-
Anonymous contributions	-	-	-	-
Total political contributions	-	-	23,820	300
Transfers received	-	250	65,080	104,198
Fundraising income	-	-	-	-
Other income	-	-	250	257
Loans received	-	-	-	-
Total inflows	-	250	89,150	104,755
Outflows				
Election expenses subject to the 60 day pre-campaign period expenses limit	-	-	49,499	40,139
Election expenses subject to the campaign period expenses limit	-	-	40,247	55,378
Election expenses not subject to expenses limits	-	250	1,200	2,750
Other expenses	-	-	3,947	802
Transfers given	-	-	115	2,995
Total outflows	-	250	95,008	102,064

Powell River-Sunshine Coast (POR) Electoral District

Candidate	Patrick Muncaster LIB	Nicholas Simons NDP	Richard Carl Till GP
	\$	\$	\$
Inflows			
Political contributions			
Individuals	4,955	1,310	3,552
Corporations	1,675	-	-
Unincorporated businesses/commercial organizations	-	-	-
Trade unions	-	305	-
Non-profit organizations	-	-	-
Other identifiable contributors	-	-	-
Anonymous contributions	-	-	-
Total political contributions	6,630	1,615	3,552
Transfers received	33,341	63,345	-
Fundraising income	660	-	-
Other income	250	250	705
Loans received	-	-	-
Total inflows	40,881	65,210	4,257
Outflows			
Election expenses subject to the 60 day pre-campaign period expenses limit	8,237	28,955	-
Election expenses subject to the campaign period expenses limit	24,946	27,895	4,008
Election expenses not subject to expenses limits	3,292	3,363	520
Other expenses	3,108	3,817	-
Transfers given	-	-	-
Total outflows	39,583	64,030	4,528

Prince George-Mackenzie (PRM) Electoral District

Candidate	Bobby Deepak NDP	Karen McDowell GP	Mike Morris LIB	Terry Rysz CP
	\$	\$	\$	\$
Inflows				
Political contributions				
Individuals	288	1,220	439	-
Corporations	-	69	6,331	-
Unincorporated businesses/commercial organizations	-	-	-	-
Trade unions	13,893	-	-	-
Non-profit organizations	-	-	-	-
Other identifiable contributors	1,213	-	113	-
Anonymous contributions	-	-	-	-
Total political contributions	15,394	1,289	6,883	-
Transfers received	121,667	-	160,491	1,700
Fundraising income	-	-	-	-
Other income	250	-	250	-
Loans received	-	-	-	-
Total inflows	137,311	1,289	167,624	1,700
Outflows				
Election expenses subject to the 60 day pre-campaign period expenses limit	21,251	-	49,469	2,684
Election expenses subject to the campaign period expenses limit	56,006	3,015	59,537	10,482
Election expenses not subject to expenses limits	5,485	367	3,471	5,227
Other expenses	591	15	8,032	-
Transfers given	17,345	68	-	-
Total outflows	100,678	3,465	120,509	18,393

Prince George-Valemount (PRV) Electoral District

Candidate	Shirley Bond LIB	Nathan Giede CP	Sherry Ogasawara NDP	Donald A. Roberts CHP
	\$	\$	\$	\$
Inflows				
Political contributions				
Individuals	309	7,645	288	-
Corporations	7,216	-	-	-
Unincorporated businesses/commercial organizations	-	-	-	-
Trade unions	-	-	11,785	-
Non-profit organizations	40	-	-	-
Other identifiable contributors	-	-	38	955
Anonymous contributions	-	-	-	-
Total political contributions	7,565	7,645	12,111	955
Transfers received	160,971	-	90,709	-
Fundraising income	-	-	-	-
Other income	250	-	251	250
Loans received	-	-	-	-
Total inflows	168,786	7,645	103,071	1,205
Outflows				
Election expenses subject to the 60 day pre-campaign period expenses limit	41,459	-	18,674	250
Election expenses subject to the campaign period expenses limit	57,991	6,895	55,164	1,205
Election expenses not subject to expenses limits	2,535	750	4,257	-
Other expenses	9,387	10	2,290	-
Transfers given	-	-	13,670	-
Total outflows	111,372	7,655	94,055	1,455

Richmond Centre (RCC) Electoral District

Candidate	Lawrence Chen CP	Chanel Donovan UCBP	Frank Yunrong Huang NDP	Gary Law IND	Richard Lee IND	Teresa Wat LIB	Michael Wolfe GP
	\$	\$	\$	\$	\$	\$	\$
Inflows							
Political contributions							
Individuals	4,470	-	5,768	17,092	9,650	17,700	500
Corporations	-	-	-	2,000	158	7,932	-
Unincorporated businesses/commercial organizations	-	-	-	-	-	-	-
Trade unions	-	-	2,950	-	-	-	-
Non-profit organizations	-	-	-	500	-	-	-
Other identifiable contributors	-	-	-	-	-	-	-
Anonymous contributions	-	-	-	-	-	-	-
Total political contributions	4,470	-	8,718	19,592	9,808	25,632	500
Transfers received	-	-	23,207	-	-	120,123	-
Fundraising income	-	-	-	-	-	-	-
Other income	-	-	250	-	-	250	1
Loans received	-	-	-	74,000	8,600	-	-
Total inflows	4,470	-	32,175	93,592	18,408	146,005	501
Outflows							
Election expenses subject to the 60 day pre-campaign period expenses limit	-	1,031	1,002	23,717	-	52,137	-
Election expenses subject to the campaign period expenses limit	4,470	-	38,282	46,244	9,441	65,819	-
Election expenses not subject to expenses limits	-	-	2,776	603	294	5,402	-
Other expenses	-	-	749	30,323	73	12,032	-
Transfers given	-	-	517	-	-	-	-
Total outflows	4,470	1,031	43,326	100,887	9,808	135,390	-

Richmond East (RCE) Electoral District

Candidate	Ping Chan BCEX	Lloyd Chen IND	Nathaniel Lim CP	Doug Perry GP	Linda Reid LIB	Gian Sihota NDP	Cliff Wei IND
	\$	\$	\$	\$	\$	\$	\$
Inflows							
Political contributions							
Individuals	2,410	-	3,430	388	20,695	472	-
Corporations	-	-	200	-	7,831	-	-
Unincorporated businesses/commercial organizations	-	-	-	-	500	-	-
Trade unions	-	-	-	-	-	-	-
Non-profit organizations	-	-	35	-	500	-	-
Other identifiable contributors	-	-	-	-	-	-	-
Anonymous contributions	-	-	150	-	10	-	-
Total political contributions	2,410	-	3,815	388	29,536	472	-
Transfers received	-	-	750	-	80,725	18,082	-
Fundraising income	-	-	-	-	971	-	-
Other income	-	-	-	-	250	250	-
Loans received	-	-	-	-	-	-	-
Total inflows	2,410	-	4,565	388	111,482	18,804	-
Outflows							
Election expenses subject to the 60 day pre-campaign period expenses limit	26	-	2,351	-	32,311	2,438	-
Election expenses subject to the campaign period expenses limit	2,391	-	1,439	388	57,019	10,658	-
Election expenses not subject to expenses limits	-	-	250	-	11,369	2,050	250
Other expenses	-	-	37	-	6,224	370	-
Transfers given	-	-	-	-	-	313	-
Total outflows	2,417	-	4,077	388	106,923	15,829	250

Richmond-Steveston (RCS) Electoral District

Candidate	Carol Day CP	Jerome James Dickey GP	Mike Donovan UCBP	Scott Stewart NDP	John Yap LIB
	\$	\$	\$	\$	\$
Inflows					
Political contributions					
Individuals	4,455	-	-	472	1,175
Corporations	1,921	-	-	-	2,616
Unincorporated businesses/commercial organizations	1,000	-	-	-	-
Trade unions	-	-	-	-	-
Non-profit organizations	-	-	-	-	640
Other identifiable contributors	-	-	-	-	-
Anonymous contributions	90	-	-	-	-
Total political contributions	7,466	-	-	472	4,431
Transfers received	5	3,135	-	16,311	148,065
Fundraising income	925	-	-	-	-
Other income	-	-	-	250	250
Loans received	-	-	-	-	-
Total inflows	8,396	3,135	-	17,033	152,746
Outflows					
Election expenses subject to the 60 day pre-campaign period expenses limit	-	645	1,031	3,093	36,815
Election expenses subject to the campaign period expenses limit	7,975	2,664	-	9,946	71,726
Election expenses not subject to expenses limits	421	250	-	1,750	4,037
Other expenses	-	-	-	271	9,431
Transfers given	-	-	-	3,585	33,440
Total outflows	8,396	3,559	1,031	18,645	155,449

Saanich North and the Islands (SAN) Electoral District

Candidate	Gary Holman NDP	Scott McEachern IND	Adam Olsen GP	Stephen P. Roberts LIB
	\$	\$	\$	\$
Inflows				
Political contributions				
Individuals	-	-	19,664	34,095
Corporations	-	2,040	12,995	11,428
Unincorporated businesses/commercial organizations	-	-	-	-
Trade unions	-	-	-	-
Non-profit organizations	-	-	-	-
Other identifiable contributors	-	-	-	-
Anonymous contributions	-	-	210	-
Total political contributions	-	2,040	32,869	45,523
Transfers received	97,322	-	26,775	69,397
Fundraising income	-	-	-	-
Other income	5,489	-	250	250
Loans received	-	-	-	-
Total inflows	102,811	2,040	59,894	115,170
Outflows				
Election expenses subject to the 60 day pre-campaign period expenses limit	12,519	-	22,375	48,094
Election expenses subject to the campaign period expenses limit	68,408	2,390	38,880	61,738
Election expenses not subject to expenses limits	1,930	250	2,688	2,560
Other expenses	15,274	-	2,785	2,778
Transfers given	6,549	-	-	-
Total outflows	104,680	2,640	66,728	115,170

Saanich South (SAS) Electoral District

Candidate	Joshua Galbraith CP	Peter Kappel IND	Branko Mustafovic GP	Lana Popham NDP	Rishi Sharma LIB
	\$	\$	\$	\$	\$
Inflows					
Political contributions					
Individuals	1,450	600	225	1,153	10,825
Corporations	-	-	2,090	504	4,400
Unincorporated businesses/commercial organizations	-	-	-	-	-
Trade unions	-	-	-	7,145	-
Non-profit organizations	-	-	-	35	-
Other identifiable contributors	-	-	2,650	-	-
Anonymous contributions	-	-	-	-	-
Total political contributions	1,450	600	4,965	8,837	15,225
Transfers received	15	-	519	94,142	48,338
Fundraising income	-	-	-	-	-
Other income	-	-	250	262	250
Loans received	-	-	2,650	-	-
Total inflows	1,465	600	8,384	103,241	63,813
Outflows					
Election expenses subject to the 60 day pre-campaign period expenses limit	-	-	4,990	7,972	4,097
Election expenses subject to the campaign period expenses limit	1,218	100	994	65,131	53,101
Election expenses not subject to expenses limits	250	810	-	268	4,601
Other expenses	-	-	-	5,424	843
Transfers given	-	-	-	23,292	-
Total outflows	1,468	910	5,984	102,087	62,642

Shuswap (SHU) Electoral District

Candidate	Tom Birch CP	Chris George GP	Steve Gunner NDP	Greg Kyllo LIB	Johanna Zalcik AID
	\$	\$	\$	\$	\$
Inflows					
Political contributions					
Individuals	1,370	4,919	-	4,675	-
Corporations	200	2,726	-	28,500	-
Unincorporated businesses/commercial organizations	-	-	-	1,550	-
Trade unions	-	-	4,800	-	-
Non-profit organizations	-	-	-	-	-
Other identifiable contributors	4,790	-	-	-	-
Anonymous contributions	241	225	-	-	-
Total political contributions	6,601	7,870	4,800	34,725	-
Transfers received	6,985	-	32,668	82,763	1,097
Fundraising income	531	-	-	-	-
Other income	-	-	250	596	-
Loans received	-	-	-	-	-
Total inflows	14,117	7,870	37,718	118,084	1,097
Outflows					
Election expenses subject to the 60 day pre-campaign period expenses limit	-	3,014	9,993	45,133	-
Election expenses subject to the campaign period expenses limit	12,337	4,621	20,465	61,916	294
Election expenses not subject to expenses limits	556	1,720	2,750	5,037	803
Other expenses	-	-	1,176	1,195	-
Transfers given	1,250	-	2,111	-	-
Total outflows	14,143	9,355	36,495	113,281	1,097

Skeena (SKE) Electoral District

Candidate	Robin Austin NDP	Mike Brousseau CP	Trevor Hendry BCP	Carol Joan Leclerc LIB
	\$	\$	\$	\$
Inflows				
Political contributions				
Individuals	-	2,545	250	2,450
Corporations	-	-	-	6,200
Unincorporated businesses/commercial organizations	-	-	-	-
Trade unions	3,937	-	-	-
Non-profit organizations	-	-	-	-
Other identifiable contributors	-	-	-	-
Anonymous contributions	-	-	-	-
Total political contributions	3,937	2,545	250	8,650
Transfers received	37,038	-	-	72,625
Fundraising income	-	-	-	-
Other income	257	1	-	350
Loans received	-	-	-	-
Total inflows	41,232	2,546	250	81,625
Outflows				
Election expenses subject to the 60 day pre-campaign period expenses limit	3,353	13,381	-	15,470
Election expenses subject to the campaign period expenses limit	32,688	-	-	45,654
Election expenses not subject to expenses limits	4,013	6,176	250	2,815
Other expenses	579	111	-	2,233
Transfers given	-	-	-	1,300
Total outflows	40,633	19,668	250	67,472

Stikine (SKN) Electoral District

Candidate	Roger Benham GP	Jonathan Dieleman CP	Doug Donaldson NDP	Sharon Hartwell LIB	Jesse O'Leary IND	Rod Taylor CHP
	\$	\$	\$	\$	\$	\$
Inflows						
Political contributions						
Individuals	480	4,876	-	8,684	250	10,190
Corporations	-	1,500	-	1,500	-	-
Unincorporated businesses/commercial organizations	-	-	-	210	-	1,000
Trade unions	-	-	-	-	-	-
Non-profit organizations	-	-	-	-	-	-
Other identifiable contributors	-	60	-	-	-	-
Anonymous contributions	-	-	-	-	-	-
Total political contributions	480	6,436	-	10,394	250	11,190
Transfers received	-	-	44,867	31,961	-	1,000
Fundraising income	-	-	-	-	-	-
Other income	-	-	250	250	-	10
Loans received	-	-	-	2,000	-	-
Total inflows	480	6,436	45,117	44,605	250	12,200
Outflows						
Election expenses subject to the 60 day pre-campaign period expenses limit	-	-	10,645	3,067	-	-
Election expenses subject to the campaign period expenses limit	480	6,456	26,983	37,072	30	10,712
Election expenses not subject to expenses limits	-	-	3,464	1,581	350	2,597
Other expenses	-	-	1,028	995	-	66
Transfers given	-	-	1,086	-	-	-
Total outflows	480	6,456	43,206	42,715	380	13,375

Surrey-Cloverdale (SRC) Electoral District

Candidate	Matt William Begley	Stephanie Cadieux LIB	Harry Kooner NDP	Howard Wu CP
	\$	\$	\$	\$
Inflows				
Political contributions				
Individuals	250	3,300	-	602
Corporations	-	16,891	-	-
Unincorporated businesses/commercial organizations	-	-	-	-
Trade unions	-	-	-	-
Non-profit organizations	-	-	-	-
Other identifiable contributors	-	-	-	-
Anonymous contributions	-	-	-	-
Total political contributions	250	20,191	-	602
Transfers received	-	66,371	55,220	-
Fundraising income	-	-	-	-
Other income	-	250	250	-
Loans received	-	-	-	-
Total inflows	250	86,812	55,470	602
Outflows				
Election expenses subject to the 60 day pre-campaign period expenses limit	-	16,425	11,833	-
Election expenses subject to the campaign period expenses limit	-	52,777	30,272	602
Election expenses not subject to expenses limits	250	11,573	2,875	-
Other expenses	-	18	1,533	-
Transfers given	-	6,019	1,507	-
Total outflows	250	86,812	48,020	602

Surrey-Fleetwood (SRF) Electoral District

Candidate	Tim Binnema GP	Jagrup Brar NDP	Peter Fassbender LIB	Murali Krishnan CP	Arvin Kumar (AK) BCV
	\$	\$	\$	\$	\$
Inflows					
Political contributions					
Individuals	850	-	13,260	400	-
Corporations	500	-	24,801	-	-
Unincorporated businesses/commercial organizations	-	426	-	-	-
Trade unions	-	13,457	-	-	-
Non-profit organizations	-	750	-	-	-
Other identifiable contributors	-	20	-	-	-
Anonymous contributions	-	-	120	-	-
Total political contributions	1,350	14,653	38,181	400	-
Transfers received	-	53,433	154,544	-	-
Fundraising income	-	3,060	-	-	-
Other income	-	250	250	-	256
Loans received	-	-	-	-	-
Total inflows	1,350	71,396	192,975	400	256
Outflows					
Election expenses subject to the 60 day pre-campaign period expenses limit	250	11,063	63,637	-	50
Election expenses subject to the campaign period expenses limit	1,391	48,867	53,653	-	1,789
Election expenses not subject to expenses limits	-	2,750	4,937	-	256
Other expenses	-	3,641	14,933	-	-
Transfers given	-	1,479	55,814	-	-
Total outflows	1,641	67,800	192,974	-	2,095

Surrey-Green Timbers (SRG) Electoral District

Candidate	Sue Hammell NDP	Harjit Singh Heir BCV	Richard Hosein GP	Lisa Maharaj CP	Amrik Tung LIB
	\$	\$	\$	\$	\$
Inflows					
Political contributions					
Individuals	-	2,289	1,938	1,250	50,899
Corporations	-	-	-	-	5,100
Unincorporated businesses/commercial organizations	-	-	-	-	600
Trade unions	-	-	-	-	-
Non-profit organizations	-	-	-	-	-
Other identifiable contributors	-	-	-	-	-
Anonymous contributions	-	-	215	-	-
Total political contributions	-	2,289	2,153	1,250	56,599
Transfers received	92,393	-	-	-	12,357
Fundraising income	-	-	-	-	-
Other income	250	-	250	-	250
Loans received	-	-	-	-	-
Total inflows	92,643	2,289	2,403	1,250	69,206
Outflows					
Election expenses subject to the 60 day pre-campaign period expenses limit	17,389	-	1,460	-	-
Election expenses subject to the campaign period expenses limit	58,478	2,289	4,109	955	68,107
Election expenses not subject to expenses limits	2,750	-	250	250	1,090
Other expenses	267	-	-	-	-
Transfers given	3,220	-	-	45	4,710
Total outflows	82,104	2,289	5,819	1,250	73,907

Surrey-Newton (SRN) Electoral District

Candidate	Harry Bains NDP	Alan Saldanha HH	Satinder Singh CP	Sukhminder S. Virk LIB
	\$	\$	\$	\$
Inflows				
Political contributions				
Individuals	2,673	-	2,750	16,620
Corporations	-	-	-	12,150
Unincorporated businesses/commercial organizations	-	-	-	-
Trade unions	6,696	-	-	-
Non-profit organizations	-	-	-	-
Other identifiable contributors	425	-	-	-
Anonymous contributions	-	-	-	-
Total political contributions	9,794	-	2,750	28,770
Transfers received	76,486	-	-	6,700
Fundraising income	-	-	-	-
Other income	250	250	-	250
Loans received	-	-	-	-
Total inflows	86,530	250	2,750	35,720
Outflows				
Election expenses subject to the 60 day pre-campaign period expenses limit	11,138	-	3,635	11,165
Election expenses subject to the campaign period expenses limit	38,918	-	2,562	57,372
Election expenses not subject to expenses limits	3,873	-	260	19,615
Other expenses	8,148	-	-	1,040
Transfers given	1,466	-	-	-
Total outflows	63,543	-	6,457	89,192

Surrey-Panorama (SRP) Electoral District

Candidate	Marvin Hunt LIB	Amrik Mahil NDP	Kevin Rakhra CP	Sara Sharma GP	Ali Zaidi
	\$	\$	\$	\$	\$
Inflows					
Political contributions					
Individuals	750	1,319	8,200	4,550	-
Corporations	1,000	120	10,750	-	-
Unincorporated businesses/commercial organizations	-	18,454	-	-	-
Trade unions	-	-	-	-	-
Non-profit organizations	-	-	-	-	-
Other identifiable contributors	-	-	-	-	-
Anonymous contributions	-	-	-	-	-
Total political contributions	1,750	19,893	18,950	4,550	-
Transfers received	97,464	51,996	53	-	-
Fundraising income	-	-	-	-	-
Other income	730	251	-	-	-
Loans received	-	-	-	-	-
Total inflows	99,944	72,140	19,003	4,550	-
Outflows					
Election expenses subject to the 60 day pre-campaign period expenses limit	13,993	9,974	-	-	-
Election expenses subject to the campaign period expenses limit	58,672	50,607	18,839	3,700	1,056
Election expenses not subject to expenses limits	7,473	5,260	250	850	-
Other expenses	17,939	3	255	-	-
Transfers given	1,575	1,450	-	-	-
Total outflows	99,652	67,294	19,344	4,550	1,056

Surrey-Tynehead (SRT) Electoral District

Candidate	Avtar Bains NDP	Sukhi Gill BCV	Barry J. Sikora CP	Amrik Virk LIB
	\$	\$	\$	\$
Inflows				
Political contributions				
Individuals	1,314	100	18,736	15,063
Corporations	660	-	29,464	12,150
Unincorporated businesses/commercial organizations	-	-	-	-
Trade unions	24,409	-	-	-
Non-profit organizations	-	-	-	-
Other identifiable contributors	-	-	-	-
Anonymous contributions	-	-	-	-
Total political contributions	26,383	100	48,200	27,213
Transfers received	90,434	-	50	69,953
Fundraising income	-	-	-	-
Other income	250	-	-	251
Loans received	-	-	-	-
Total inflows	117,067	100	48,250	97,417
Outflows				
Election expenses subject to the 60 day pre-campaign period expenses limit	34,800	250	3,703	28,917
Election expenses subject to the campaign period expenses limit	64,281	4,202	44,812	45,126
Election expenses not subject to expenses limits	2,600	-	252	3,550
Other expenses	3,718	-	-	210
Transfers given	3,454	-	-	19,615
Total outflows	108,853	4,452	48,767	97,418

Surrey-Whalley (SWH) Electoral District

Candidate	Jag Bhandari (JB) BCV	Sunny Chohan CP	Kuljeet Kaur LIB	Bruce Ralston NDP
	\$	\$	\$	\$
Inflows				
Political contributions				
Individuals	500	-	-	275
Corporations	-	-	-	518
Unincorporated businesses/commercial organizations	-	-	-	-
Trade unions	-	-	-	11,567
Non-profit organizations	-	-	-	-
Other identifiable contributors	-	-	-	-
Anonymous contributions	-	-	-	-
Total political contributions	500	-	-	12,360
Transfers received	-	-	27,721	99,884
Fundraising income	-	-	-	-
Other income	-	-	250	250
Loans received	-	-	4,000	-
Total inflows	500	-	31,971	112,494
Outflows				
Election expenses subject to the 60 day pre-campaign period expenses limit	250	-	7,791	18,909
Election expenses subject to the campaign period expenses limit	9,126	38,344	23,887	54,511
Election expenses not subject to expenses limits	-	1,339	439	2,812
Other expenses	-	18	-	4,336
Transfers given	-	-	-	1,276
Total outflows	9,376	39,701	32,117	81,844

Surrey-White Rock (SWR) Electoral District

Candidate	Gordon Hogg LIB	Susan Keeping NDP	Jim Laurence BCP	Elizabeth Morales Pagtakhan CP	Don Pitcairn GP
	\$	\$	\$	\$	\$
Inflows					
Political contributions					
Individuals	14,120	2,000	250	10,551	625
Corporations	11,250	-	-	240	-
Unincorporated businesses/commercial organizations	-	-	-	-	-
Trade unions	1,000	1,120	-	-	-
Non-profit organizations	-	-	-	-	-
Other identifiable contributors	-	-	-	-	-
Anonymous contributions	-	-	-	-	-
Total political contributions	26,370	3,120	250	10,791	625
Transfers received	53,041	34,166	-	80	-
Fundraising income	-	-	-	-	-
Other income	250	250	-	-	250
Loans received	-	-	-	-	-
Total inflows	79,661	37,536	250	10,871	875
Outflows					
Election expenses subject to the 60 day pre-campaign period expenses limit	8,679	14,008	-	-	250
Election expenses subject to the campaign period expenses limit	61,858	19,228	-	9,625	625
Election expenses not subject to expenses limits	3,320	2,968	250	1,249	-
Other expenses	5,667	3,631	-	-	-
Transfers given	137	-	-	-	-
Total outflows	79,661	39,835	250	10,874	875

Vancouver-Fairview (VFA) Electoral District

Candidate	George Heyman NDP	Margaret MacDiarmid LIB	Matthew Pedley GP
	\$	\$	\$
Inflows			
Political contributions			
Individuals	1,447	14,000	20
Corporations	1,000	9,750	90
Unincorporated businesses/commercial organizations	-	-	-
Trade unions	35,379	-	-
Non-profit organizations	-	725	-
Other identifiable contributors	-	-	-
Anonymous contributions	-	-	40
Total political contributions	37,826	24,475	150
Transfers received	125,256	104,717	2,937
Fundraising income	-	-	280
Other income	442	-	-
Loans received	-	-	-
Total inflows	163,524	129,192	3,367
Outflows			
Election expenses subject to the 60 day pre-campaign period expenses limit	33,738	39,837	1,014
Election expenses subject to the campaign period expenses limit	57,344	64,529	1,109
Election expenses not subject to expenses limits	4,442	2,853	1,491
Other expenses	6,008	2,195	-
Transfers given	1,825	-	-
Total outflows	103,357	109,414	3,614

Vancouver-False Creek (VFC) Electoral District

Candidate	James Filippelli YPBC	Sam Sullivan LIB	Matt Toner NDP	Ian James Tootill	Daniel Tseghay GP	Sal Vetro FP
	\$	\$	\$	\$	\$	\$
Inflows						
Political contributions						
Individuals	-	7,800	286	7,520	-	2,707
Corporations	-	11,664	4,025	500	-	-
Unincorporated businesses/commercial organizations	-	500	-	-	-	-
Trade unions	-	-	-	-	-	-
Non-profit organizations	-	-	-	-	-	-
Other identifiable contributors	-	-	25,314	-	-	-
Anonymous contributions	-	-	-	-	-	-
Total political contributions	-	19,964	29,625	8,020	-	2,707
Transfers received	610	94,791	56,364	-	370	500
Fundraising income	-	-	-	-	-	-
Other income	-	250	250	-	-	-
Loans received	-	-	37,755	-	250	-
Total inflows	610	115,005	123,994	8,020	620	3,207
Outflows						
Election expenses subject to the 60 day pre-campaign period expenses limit	-	39,939	29,600	825	-	-
Election expenses subject to the campaign period expenses limit	360	52,447	69,898	7,195	-	-
Election expenses not subject to expenses limits	250	1,370	5,196	-	250	3,082
Other expenses	-	30,867	2,230	-	-	-
Transfers given	-	-	3,509	-	-	125
Total outflows	610	124,623	110,433	8,020	250	3,207

Vancouver-Fraserview (VFV) Electoral District

Candidate	Suzanne Anton LIB	Stuart Mackinnon GP	Rajiv Pandey CP	Gabriel Yiu NDP
	\$	\$	\$	\$
Inflows				
Political contributions				
Individuals	-	2,500	-	5,715
Corporations	-	-	-	2,804
Unincorporated businesses/commercial organizations	-	-	-	-
Trade unions	-	-	-	17,408
Non-profit organizations	-	-	-	-
Other identifiable contributors	-	-	-	-
Anonymous contributions	-	-	-	-
Total political contributions	-	2,500	-	25,927
Transfers received	88,280	-	-	71,563
Fundraising income	-	-	-	-
Other income	250	-	250	257
Loans received	-	-	-	-
Total inflows	88,530	2,500	250	97,747
Outflows				
Election expenses subject to the 60 day pre-campaign period expenses limit	15,505	-	9,428	15,924
Election expenses subject to the campaign period expenses limit	61,766	2,313	1,349	64,136
Election expenses not subject to expenses limits	1,322	250	432	250
Other expenses	7,602	-	-	1,604
Transfers given	-	-	-	-
Total outflows	86,195	2,563	11,209	81,914

Vancouver-Hastings (VHA) Electoral District

Candidate	Fatima Siddiqui LIB	Shane Simpson NDP	Brennan Wauters GP	Carrol B. Woolsey SC
	\$	\$	\$	\$
Inflows				
Political contributions				
Individuals	1,000	922	568	-
Corporations	2,000	217	-	-
Unincorporated businesses/commercial organizations	350	200	-	-
Trade unions	-	6,172	-	-
Non-profit organizations	-	288	-	-
Other identifiable contributors	-	-	-	-
Anonymous contributions	240	-	-	-
Total political contributions	3,590	7,799	568	-
Transfers received	13,047	59,354	155	6,000
Fundraising income	-	-	-	-
Other income	250	255	-	-
Loans received	-	-	-	-
Total inflows	16,887	67,408	723	6,000
Outflows				
Election expenses subject to the 60 day pre-campaign period expenses limit	2,761	11,676	-	-
Election expenses subject to the campaign period expenses limit	12,255	30,517	-	3,098
Election expenses not subject to expenses limits	3,475	2,750	568	1,244
Other expenses	10	457	-	-
Transfers given	-	-	-	1,658
Total outflows	18,501	45,400	568	6,000

Vancouver-Kensington (VKE) Electoral District

Candidate	Mable Elmore NDP	Chris Fjell GP	Raj Gupta CP	Gabby Kalaw LIB
	\$	\$	\$	\$
Inflows				
Political contributions				
Individuals	8,157	310	-	2,325
Corporations	-	-	-	9,250
Unincorporated businesses/commercial organizations	-	-	-	-
Trade unions	3,212	-	-	-
Non-profit organizations	-	-	-	-
Other identifiable contributors	-	-	-	-
Anonymous contributions	-	-	-	630
Total political contributions	11,369	310	-	12,205
Transfers received	51,354	486	-	50,304
Fundraising income	-	-	-	1,050
Other income	252	1	-	250
Loans received	-	2,100	-	-
Total inflows	62,975	2,897	-	63,809
Outflows				
Election expenses subject to the 60 day pre-campaign period expenses limit	20,902	-	-	17,765
Election expenses subject to the campaign period expenses limit	28,557	1,850	6,467	40,642
Election expenses not subject to expenses limits	2,875	250	-	3,325
Other expenses	3,641	-	-	1,797
Transfers given	1,728	-	-	-
Total outflows	57,703	2,100	6,467	63,529

Vancouver-Kingsway (VKI) Electoral District

Candidate	Gurjit Dhillon LIB	Adrian Dix NDP	Gregory Dale Esau GP
	\$	\$	\$
Inflows			
Political contributions			
Individuals	100	1,402	-
Corporations	-	700	-
Unincorporated businesses/commercial organizations	-	-	-
Trade unions	-	-	-
Non-profit organizations	-	-	-
Other identifiable contributors	-	-	-
Anonymous contributions	-	-	-
Total political contributions	100	2,102	-
Transfers received	33,694	136,418	-
Fundraising income	-	-	-
Other income	250	250	-
Loans received	-	-	-
Total inflows	34,044	138,770	-
Outflows			
Election expenses subject to the 60 day pre-campaign period expenses limit	11,808	10,752	-
Election expenses subject to the campaign period expenses limit	17,243	58,501	-
Election expenses not subject to expenses limits	3,718	2,750	-
Other expenses	2,468	7,147	-
Transfers given	1,321	59,051	-
Total outflows	36,558	138,201	-

Vancouver-Langara (VLA) Electoral District

Candidate	Gurjinder Bains CP	George Chow NDP	Espavo Sozo PLAT	Moira Stilwell LIB	Regan-Heng Zhang GP
	\$	\$	\$	\$	\$
Inflows					
Political contributions					
Individuals	2,400	-	250	100	180
Corporations	250	-	-	100	-
Unincorporated businesses/commercial organizations	-	-	-	-	-
Trade unions	-	12,256	-	-	-
Non-profit organizations	-	-	-	-	-
Other identifiable contributors	-	-	-	-	-
Anonymous contributions	-	-	-	-	-
Total political contributions	2,650	12,256	250	200	180
Transfers received	10	68,290	-	114,357	119
Fundraising income	-	-	-	-	-
Other income	-	253	-	250	-
Loans received	-	-	-	-	-
Total inflows	2,660	80,799	250	114,807	299
Outflows					
Election expenses subject to the 60 day pre-campaign period expenses limit	-	8,079	-	27,630	-
Election expenses subject to the campaign period expenses limit	5,252	68,778	-	68,184	152
Election expenses not subject to expenses limits	250	3,250	250	4,515	250
Other expenses	48	883	-	4,485	-
Transfers given	-	9,106	-	9,993	-
Total outflows	5,550	90,096	250	114,807	402

Vancouver-Mount Pleasant (VMP) Electoral District

Candidate	William Austin BCM	Jeremy Gustafson IND	Barinder Hans GP	Jenny Wai Ching Kwan NDP	Peter Marcus COMM	Celyna Sia Sherst LIB
	\$	\$	\$	\$	\$	\$
Inflows						
Political contributions						
Individuals	-	480	300	318	-	4,546
Corporations	-	-	1,000	-	-	-
Unincorporated businesses/commercial organizations	-	-	-	-	-	-
Trade unions	-	-	-	-	-	-
Non-profit organizations	-	-	-	35	-	-
Other identifiable contributors	-	-	-	-	-	-
Anonymous contributions	-	-	-	-	-	-
Total political contributions	-	480	1,300	353	-	4,546
Transfers received	250	-	3,000	76,850	-	10,689
Fundraising income	-	-	-	-	-	-
Other income	-	-	5	255	-	250
Loans received	-	-	-	-	-	-
Total inflows	250	480	4,305	77,458	-	15,485
Outflows						
Election expenses subject to the 60 day pre-campaign period expenses limit	250	438	-	5,538	-	2,762
Election expenses subject to the campaign period expenses limit	-	42	1,881	53,450	-	9,083
Election expenses not subject to expenses limits	-	-	40	250	-	557
Other expenses	-	-	679	-	-	2,100
Transfers given	-	-	-	-	-	250
Total outflows	250	480	2,600	59,238	-	14,752

Vancouver-Point Grey (VNP) Electoral District

Candidate	Christy Clark LIB	David Eby NDP	William Gibbens IND	Hollis Jacob Linschoten WLP	Duane Nickull CP	Marisa Palmer LBN	Françoise Raunet GP	Bernard Bedu Yankson PLAT
	\$	\$	\$	\$	\$	\$	\$	\$
Inflows								
Political contributions								
Individuals	-	730	-	-	1,000	-	369	250
Corporations	3,200	-	-	-	1,111	-	-	-
Unincorporated businesses/commercial organizations	-	-	-	-	-	-	-	-
Trade unions	-	-	-	-	-	-	-	-
Non-profit organizations	-	6,280	-	-	-	-	-	-
Other identifiable contributors	-	-	-	-	-	-	-	-
Anonymous contributions	-	-	-	-	-	-	-	-
Total political contributions	3,200	7,010	-	-	2,111	-	369	250
Transfers received	107,152	100,727	-	-	1,970	250	504	-
Fundraising income	-	3,542	-	-	-	-	-	-
Other income	250	252	-	-	-	-	-	250
Loans received	-	-	-	-	-	-	-	-
Total inflows	110,602	111,531	-	-	4,081	250	873	500
Outflows								
Election expenses subject to the 60 day pre-campaign period expenses limit	40,696	21,843	-	-	-	-	-	-
Election expenses subject to the campaign period expenses limit	67,291	66,842	204	-	6,467	-	873	-
Election expenses not subject to expenses limits	250	9,747	250	-	-	250	-	250
Other expenses	528	5,434	-	-	-	-	-	-
Transfers given	-	4,275	-	-	-	-	-	-
Total outflows	108,765	108,141	454	-	6,467	250	873	250

Vancouver-Quilchena (VNQ) Electoral District

Candidate	Bill Clarke	Damian Kettlewell GP	Nicholas Scapillati NDP	Andrew Franklin Wilkinson LIB
	\$	\$	\$	\$
Inflows				
Political contributions				
Individuals	14,198	842	1,216	-
Corporations	500	-	-	-
Unincorporated businesses/commercial organizations	-	-	-	-
Trade unions	-	1,000	-	-
Non-profit organizations	-	-	-	-
Other identifiable contributors	-	-	-	-
Anonymous contributions	-	95	-	-
Total political contributions	14,698	1,937	1,216	-
Transfers received	40	-	27,399	87,041
Fundraising income	-	-	-	-
Other income	-	-	251	800
Loans received	-	-	-	-
Total inflows	14,738	1,937	28,866	87,841
Outflows				
Election expenses subject to the 60 day pre-campaign period expenses limit	-	-	4,890	36,011
Election expenses subject to the campaign period expenses limit	13,753	1,842	20,737	59,339
Election expenses not subject to expenses limits	985	-	2,750	315
Other expenses	-	-	1,411	1,565
Transfers given	-	-	-	-
Total outflows	14,738	1,842	29,788	97,230

Vancouver-West End (VNW) Electoral District

Candidate	Spencer Chandra Herbert NDP	John Clarke LBN	Jodie Emery GP	Scott Harrison LIB	Ronald Guillermo Herbert	Mathew David Kagis WLP
	\$	\$	\$	\$	\$	\$
Inflows						
Political contributions						
Individuals	-	-	945	700	362	-
Corporations	-	-	1,925	-	-	-
Unincorporated businesses/commercial organizations	-	-	-	-	-	-
Trade unions	2,232	-	-	-	-	-
Non-profit organizations	-	-	-	-	-	-
Other identifiable contributors	-	-	-	-	-	-
Anonymous contributions	-	-	-	-	-	-
Total political contributions	2,232	-	2,870	700	362	-
Transfers received	76,548	250	-	24,314	-	-
Fundraising income	-	-	-	-	-	-
Other income	258	-	-	250	-	-
Loans received	-	-	-	-	-	-
Total inflows	79,038	250	2,870	25,264	362	-
Outflows						
Election expenses subject to the 60 day pre-campaign period expenses limit	4,550	-	-	4,672	-	-
Election expenses subject to the campaign period expenses limit	48,221	-	-	17,393	111	-
Election expenses not subject to expenses limits	298	250	2,780	2,965	250	-
Other expenses	2,626	-	-	30	-	-
Transfers given	24,716	-	-	-	-	-
Total outflows	80,411	250	2,780	25,060	361	-

Vernon-Monashee (VRM) Electoral District

Candidate	Scott Anderson CP	Eric Bailey Foster LIB	Rebecca Helps GP	Mark Steven Olsen NDP	Korry Zepik IND
	\$	\$	\$	\$	\$
Inflows					
Political contributions					
Individuals	3,055	11,298	-	1,021	948
Corporations	-	12,835	-	-	-
Unincorporated businesses/commercial organizations	-	-	-	-	-
Trade unions	-	-	-	17,719	-
Non-profit organizations	3,708	-	-	-	-
Other identifiable contributors	-	-	-	-	-
Anonymous contributions	329	20	-	-	-
Total political contributions	7,092	24,153	-	18,740	948
Transfers received	-	69,067	15	56,333	-
Fundraising income	-	-	-	-	-
Other income	-	250	-	252	-
Loans received	2,240	-	-	-	-
Total inflows	9,332	93,470	15	75,325	948
Outflows					
Election expenses subject to the 60 day pre-campaign period expenses limit	4,901	16,271	-	10,244	-
Election expenses subject to the campaign period expenses limit	-	55,136	15	56,247	593
Election expenses not subject to expenses limits	-	315	-	2,910	355
Other expenses	-	285	-	1,164	-
Transfers given	-	-	-	4,250	-
Total outflows	4,901	72,007	15	74,815	948

Victoria-Beacon Hill (VTB) Electoral District

Candidate	Karen Bill LIB	Carole James NDP	John Shaw COMM	Jane Sterk GP
	\$	\$	\$	\$
Inflows				
Political contributions				
Individuals	500	2,105	-	7,135
Corporations	-	1,100	-	-
Unincorporated businesses/commercial organizations	-	-	-	-
Trade unions	-	-	-	-
Non-profit organizations	-	91	-	-
Other identifiable contributors	-	-	-	-
Anonymous contributions	-	-	-	1,112
Total political contributions	500	3,296	-	8,247
Transfers received	25,233	106,252	-	29,134
Fundraising income	-	-	-	-
Other income	250	250	-	250
Loans received	-	-	-	-
Total inflows	25,983	109,798	-	37,631
Outflows				
Election expenses subject to the 60 day pre-campaign period expenses limit	8,108	18,258	-	6,973
Election expenses subject to the campaign period expenses limit	14,929	57,582	-	27,693
Election expenses not subject to expenses limits	315	280	-	574
Other expenses	3,120	9,315	-	748
Transfers given	-	-	-	-
Total outflows	26,472	85,435	-	35,988

Victoria-Swan Lake (VTS) Electoral District

Candidate	Christina Bates LIB	Rob Fleming NDP	Spencer Alexander Malthouse GP
	\$	\$	\$
Inflows			
Political contributions			
Individuals	2,582	-	1,724
Corporations	7,955	-	-
Unincorporated businesses/commercial organizations	1,000	165	-
Trade unions	-	-	-
Non-profit organizations	-	-	-
Other identifiable contributors	-	-	-
Anonymous contributions	-	-	71
Total political contributions	11,537	165	1,795
Transfers received	19,922	82,098	701
Fundraising income	320	-	-
Other income	250	253	250
Loans received	200	-	-
Total inflows	32,229	82,516	2,746
Outflows			
Election expenses subject to the 60 day pre-campaign period expenses limit	6,413	8,506	110
Election expenses subject to the campaign period expenses limit	21,380	47,318	3,969
Election expenses not subject to expenses limits	1,202	558	840
Other expenses	6,603	5,631	-
Transfers given	-	1,266	-
Total outflows	35,598	63,279	4,919

West Vancouver-Capilano (WCA) Electoral District

Candidate	Tunya Audain LBN	David Jones CP	Michael Markwick IND	Terry Platt NDP	Ralph Sultan LIB
	\$	\$	\$	\$	\$
Inflows					
Political contributions					
Individuals	-	1,513	6,750	2,723	-
Corporations	-	7,500	-	-	4,902
Unincorporated businesses/commercial organizations	-	-	-	-	-
Trade unions	-	-	2,000	-	-
Non-profit organizations	-	-	-	-	-
Other identifiable contributors	-	-	-	-	-
Anonymous contributions	-	-	-	-	-
Total political contributions	-	9,013	8,750	2,723	4,902
Transfers received	-	816	-	14,097	91,197
Fundraising income	-	-	-	-	-
Other income	-	-	-	250	250
Loans received	-	-	-	2,116	-
Total inflows	-	9,829	8,750	19,186	96,349
Outflows					
Election expenses subject to the 60 day pre-campaign period expenses limit	-	117	-	49	26,182
Election expenses subject to the campaign period expenses limit	-	9,594	8,250	12,166	45,509
Election expenses not subject to expenses limits	250	-	500	3,009	8,949
Other expenses	-	72	-	113	27
Transfers given	-	-	-	183	5,281
Total outflows	250	9,783	8,750	15,520	85,948

West Vancouver-Sea to Sky (WSS) Electoral District

Candidate	Jon Johnson IND	Ian McLeod CP	Ana Santos NDP	Jordan Sturdy LIB	Richard Warrington GP
	\$	\$	\$	\$	\$
Inflows					
Political contributions					
Individuals	-	622	385	-	4,200
Corporations	-	-	-	-	-
Unincorporated businesses/commercial organizations	-	-	-	-	-
Trade unions	-	-	-	-	-
Non-profit organizations	-	-	-	-	-
Other identifiable contributors	-	-	-	-	-
Anonymous contributions	-	-	-	-	-
Total political contributions	-	622	385	-	4,200
Transfers received	-	-	16,427	120,953	-
Fundraising income	-	-	-	-	-
Other income	250	-	251	250	-
Loans received	-	-	-	-	-
Total inflows	250	622	17,063	121,203	4,200
Outflows					
Election expenses subject to the 60 day pre-campaign period expenses limit	-	-	40	34,125	-
Election expenses subject to the campaign period expenses limit	951	342	12,043	44,513	3,809
Election expenses not subject to expenses limits	250	279	3,652	12,597	338
Other expenses	-	-	537	2,122	40
Transfers given	-	-	369	-	-
Total outflows	1,201	621	16,641	93,357	4,187

Westside-Kelowna (WTK) Electoral District

Candidate	Carole Gordon NDP	Brian Guillou CP	Ben Stewart LIB
	\$	\$	\$
Inflows			
Political contributions			
Individuals	1,468	575	-
Corporations	-	-	-
Unincorporated businesses/commercial organizations	-	-	-
Trade unions	5,128	-	-
Non-profit organizations	-	-	-
Other identifiable contributors	1,333	-	-
Anonymous contributions	-	-	-
Total political contributions	7,929	575	-
Transfers received	29,111	3,470	68,969
Fundraising income	-	-	-
Other income	250	-	250
Loans received	-	-	-
Total inflows	37,290	4,045	69,219
Outflows			
Election expenses subject to the 60 day pre-campaign period expenses limit	6,691	517	13,209
Election expenses subject to the campaign period expenses limit	27,125	3,528	45,206
Election expenses not subject to expenses limits	3,111	-	6,815
Other expenses	443	-	2,194
Transfers given	971	-	-
Total outflows	38,341	4,045	67,424

Registered election advertising sponsors

Election advertising sponsor	Alberni District Teachers' Union	Alma Mater Society of the University of British Columbia Vancouver	Ambulance Paramedics of BC (CUPE 873)
	\$	\$	\$
Inflows			
Contributions			
Individuals	-	-	-
Corporations	-	-	-
Unincorporated businesses/commercial organizations	-	-	-
Trade unions	-	-	-
Non-profit organizations	-	-	-
Other contributors	-	-	-
Anonymous contributions	-	-	-
Total contributions	-	-	-
Amount of sponsor's assets used	904	1,792	-
Total inflows	904	1,792	-
Total value of election advertising sponsored	904	1,792	2,430

Election advertising sponsor	Association for Mineral Exploration British Columbia	BC Federation of Labour	BC Poverty Reduction Coalition
	\$	\$	\$
Inflows			
Contributions			
Individuals	-	-	-
Corporations	-	-	30,000
Unincorporated businesses/commercial organizations	-	-	-
Trade unions	-	-	500
Non-profit organizations	-	-	42,375
Other contributors	-	-	-
Anonymous contributions	-	-	-
Total contributions	-	-	72,875
Amount of sponsor's assets used	34,905	19,382	-
Total inflows	34,905	19,382	72,875
Total value of election advertising sponsored	34,905	19,382	10,866

Election advertising sponsor	Better BC Coalition	British Columbia Nurses' Union	British Columbia Pharmacy Association
	\$	\$	\$
Inflows			
Contributions			
Individuals	9,600	-	-
Corporations	-	-	-
Unincorporated businesses/commercial organizations	-	-	-
Trade unions	-	-	-
Non-profit organizations	-	-	-
Other contributors	-	-	-
Anonymous contributions	-	-	-
Total contributions	9,600	-	-
Amount of sponsor's assets used	-	131,322	595
Total inflows	9,600	131,322	595
Total value of election advertising sponsored	9,596	131,322	595

Election advertising sponsor	British Columbia Real Estate Association (BCREA)	British Columbia Teachers' Federation	British Columbians for International Prosperity
	\$	\$	\$
Inflows			
Contributions			
Individuals	-	-	-
Corporations	-	-	-
Unincorporated businesses/commercial organizations	-	-	-
Trade unions	-	-	-
Non-profit organizations	-	-	-
Other contributors	-	-	-
Anonymous contributions	-	-	-
Total contributions	-	-	-
Amount of sponsor's assets used	56,809	138,435	143,253
Total inflows	56,809	138,435	143,253
Total value of election advertising sponsored	56,809	138,435	143,253

Election advertising sponsor	Burnaby Teachers' Association	Camosun College Students' Society	Canadian Auto Workers Local 111 & 2200
	\$	\$	\$
Inflows			
Contributions			
Individuals	-	-	-
Corporations	-	-	-
Unincorporated businesses/commercial organizations	-	-	-
Trade unions	-	-	-
Non-profit organizations	-	-	-
Other contributors	-	-	-
Anonymous contributions	-	-	61,820
Total contributions	-	-	61,820
Amount of sponsor's assets used	10,534	4,002	61,820
Total inflows	10,534	4,002	61,820
Total value of election advertising sponsored	10,534	4,002	61,820

Election advertising sponsor	Canadian Federation of Students-British Columbia	Canadian Office & Professional Employees Union, Local 378	Canadian Union of Public Employees - B.C. Division
	\$	\$	\$
Inflows			
Contributions			
Individuals	-	-	-
Corporations	-	-	-
Unincorporated businesses/commercial organizations	-	-	-
Trade unions	-	-	-
Non-profit organizations	-	-	-
Other contributors	-	-	-
Anonymous contributions	-	-	-
Total contributions	-	-	-
Amount of sponsor's assets used	70,566	-	48,509
Total inflows	70,566	-	48,509
Total value of election advertising sponsored	70,566	2,490	48,509

Election advertising sponsor	Central Okanagan Teachers' Association	Coal Association of Canada, The	Coalition for Consumer Choice
	\$	\$	\$
Inflows			
Contributions			
Individuals	-	-	-
Corporations	-	-	-
Unincorporated businesses/commercial organizations	-	-	-
Trade unions	-	-	-
Non-profit organizations	-	-	-
Other contributors	-	-	-
Anonymous contributions	-	-	-
Total contributions	-	-	-
Amount of sponsor's assets used	5,079	9,531	-
Total inflows	5,079	9,531	-
Total value of election advertising sponsored	5,079	9,531	1,508

Election advertising sponsor	Coalition of Child Care Advocates of BC	Communications, Energy and Paperworkers Union of Canada	Community Business and Professionals Association of Canada
	\$	\$	\$
Inflows			
Contributions			
Individuals	225	-	6,500
Corporations	-	-	-
Unincorporated businesses/commercial organizations	-	-	-
Trade unions	17,022	-	-
Non-profit organizations	-	-	-
Other contributors	-	-	-
Anonymous contributions	-	-	-
Total contributions	17,247	-	6,500
Amount of sponsor's assets used	5,162	6,841	-
Total inflows	22,409	6,841	6,500
Total value of election advertising sponsored	5,162	6,841	6,500

Election advertising sponsor	Concerned Citizens for Surrey	Concerned Construction Companies of Kamloops	Coquitlam Teachers' Association
	\$	\$	\$
Inflows			
Contributions			
Individuals	2,500	-	-
Corporations	-	12,747	-
Unincorporated businesses/commercial organizations	-	-	-
Trade unions	-	-	-
Non-profit organizations	-	-	-
Other contributors	-	-	-
Anonymous contributions	-	-	-
Total contributions	2,500	12,747	-
Amount of sponsor's assets used	-	-	933
Total inflows	2,500	12,747	933
Total value of election advertising sponsored	2,500	12,642	933

Election advertising sponsor	Council of Senior Citizen's Organizations of BC (COSCO), The	Cranbrook District Teachers' Association	Cranbrook Physicians for Health Care
	\$	\$	\$
Inflows			
Contributions			
Individuals	-	-	1,656
Corporations	-	-	-
Unincorporated businesses/commercial organizations	-	-	-
Trade unions	-	-	-
Non-profit organizations	-	-	-
Other contributors	-	-	-
Anonymous contributions	-	-	-
Total contributions	-	-	1,656
Amount of sponsor's assets used	50,649	1,161	-
Total inflows	50,649	1,161	1,656
Total value of election advertising sponsored	50,649	1,161	1,656

Election advertising sponsor	Dogwood Initiative	Early Childhood Educators of BC	Education and Training Employees Association
	\$	\$	\$
Inflows			
Contributions			
Individuals	211,166	-	-
Corporations	-	-	-
Unincorporated businesses/commercial organizations	-	-	-
Trade unions	-	500	499
Non-profit organizations	-	-	-
Other contributors	-	-	-
Anonymous contributions	-	-	-
Total contributions	211,166	500	499
Amount of sponsor's assets used	-	3,334	164
Total inflows	211,166	3,834	663
Total value of election advertising sponsored	10,795	3,334	164

Election advertising sponsor	Federation of Post-Secondary Educators of BC	ForestEthics Advocacy	Generation Squeeze Campaign
	\$	\$	\$
Inflows			
Contributions			
Individuals	-	10,515	-
Corporations	-	-	-
Unincorporated businesses/commercial organizations	-	-	-
Trade unions	-	-	-
Non-profit organizations	-	-	110,573
Other contributors	-	-	-
Anonymous contributions	-	4,942	-
Total contributions	-	15,457	110,573
Amount of sponsor's assets used	83,296	4,942	26,247
Total inflows	83,296	20,399	136,820
Total value of election advertising sponsored	83,296	15,457	41,803

Election advertising sponsor	Graduate Student Society at Simon Fraser University	Greater Victoria Teachers' Association	Hospital Employees' Union
	\$	\$	\$
Inflows			
Contributions			
Individuals	-	-	-
Corporations	1,000	-	-
Unincorporated businesses/commercial organizations	-	-	-
Trade unions	500	-	-
Non-profit organizations	5,100	-	-
Other contributors	3,000	-	-
Anonymous contributions	-	-	-
Total contributions	9,600	-	-
Amount of sponsor's assets used	-	3,103	11,213
Total inflows	9,600	3,103	11,213
Total value of election advertising sponsored	793	3,103	11,213

Election advertising sponsor	Integrity British Columbia Society	Interior Contractors for Economic Development	Kamloops Area Preservation Association
	\$	\$	\$
Inflows			
Contributions			
Individuals	97,601	-	6,500
Corporations	-	7,804	-
Unincorporated businesses/commercial organizations	-	-	-
Trade unions	100	-	-
Non-profit organizations	-	4,914	-
Other contributors	-	-	-
Anonymous contributions	-	-	1,845
Total contributions	97,701	12,718	8,345
Amount of sponsor's assets used	-	-	-
Total inflows	97,701	12,718	8,345
Total value of election advertising sponsored	1,512	12,846	1,438

Election advertising sponsor	Kids For Climate Action	LeadNow Society	Makela, Mark
	\$	\$	\$
Inflows			
Contributions			
Individuals	2,460	471,964	-
Corporations	500	2,297	-
Unincorporated businesses/commercial organizations	-	50	-
Trade unions	-	2,000	-
Non-profit organizations	-	290	-
Other contributors	-	1,070	-
Anonymous contributions	-	280	-
Total contributions	2,960	477,951	-
Amount of sponsor's assets used	-	-	2,302
Total inflows	2,960	477,951	2,302
Total value of election advertising sponsored	2,604	6,000	2,302

Election advertising sponsor	Maple Ridge Teachers' Association	Mining Association of British Columbia (MABC)	Mining Suppliers Association of BC
	\$	\$	\$
Inflows			
Contributions			
Individuals	-	-	-
Corporations	-	-	-
Unincorporated businesses/commercial organizations	-	-	-
Trade unions	-	-	-
Non-profit organizations	-	-	-
Other contributors	-	-	-
Anonymous contributions	-	-	-
Total contributions	-	-	-
Amount of sponsor's assets used	-	25,304	25,128
Total inflows	-	25,304	25,128
Total value of election advertising sponsored	1,933	25,304	25,128

Election advertising sponsor	Nanaimo District Teachers' Association	Saanich Teachers' Association	Shift41 Project Society, The
	\$	\$	\$
Inflows			
Contributions			
Individuals	-	-	-
Corporations	-	-	-
Unincorporated businesses/commercial organizations	-	-	-
Trade unions	-	-	-
Non-profit organizations	-	-	-
Other contributors	-	-	-
Anonymous contributions	-	-	-
Total contributions	-	-	-
Amount of sponsor's assets used	5,522	1,668	-
Total inflows	5,522	1,668	-
Total value of election advertising sponsored	5,522	1,668	650

Election advertising sponsor	Social Housing Coalition BC	Surrey Teachers' Association	Tanker Free BC Society
	\$	\$	\$
Inflows			
Contributions			
Individuals	1,778	-	-
Corporations	353	-	-
Unincorporated businesses/commercial organizations	-	-	-
Trade unions	-	-	-
Non-profit organizations	1,835	-	17,390
Other contributors	-	-	-
Anonymous contributions	825	-	-
Total contributions	4,791	-	-
Amount of sponsor's assets used	-	25,619	661
Total inflows	4,791	25,619	18,051
Total value of election advertising sponsored	4,791	25,619	661

Election advertising sponsor	United Food & Commercial Workers Union, Local 1518	United Steelworkers, District 3	University of Victoria Graduate Students' Society
	\$	\$	\$
Inflows			
Contributions			
Individuals	-	-	-
Corporations	-	-	-
Unincorporated businesses/commercial organizations	-	-	-
Trade unions	-	-	-
Non-profit organizations	-	-	-
Other contributors	-	-	-
Anonymous contributions	-	-	-
Total contributions	-	-	-
Amount of sponsor's assets used	2,550	11,740	2,458
Total inflows	2,550	11,740	2,458
Total value of election advertising sponsored	2,550	11,740	2,458

Election advertising sponsor	Vancouver Elementary School Teachers' Association	Vancouver Firefighters Local 18	Vancouver Island University Students' Union
	\$	\$	\$
Inflows			
Contributions			
Individuals	-	-	-
Corporations	-	-	-
Unincorporated businesses/commercial organizations	-	-	-
Trade unions	-	-	-
Non-profit organizations	-	-	-
Other contributors	-	-	-
Anonymous contributions	-	-	-
Total contributions	-	-	-
Amount of sponsor's assets used	-	2,814	2,334
Total inflows	-	2,814	2,334
Total value of election advertising sponsored	31,728	2,814	2,334

Election advertising sponsor	Vancouver Secondary Teachers' Association	Vernon Teachers' Association	Voters Taking Action on Climate Change
	\$	\$	\$
Inflows			
Contributions			
Individuals	-	-	-
Corporations	-	-	-
Unincorporated businesses/commercial organizations	-	-	-
Trade unions	-	-	-
Non-profit organizations	-	-	-
Other contributors	-	-	-
Anonymous contributions	-	-	-
Total contributions	-	-	-
Amount of sponsor's assets used	2,000	739	990
Total inflows	2,000	739	990
Total value of election advertising sponsored	1,961	739	990



Report of the Chief Electoral Officer
40th Provincial General Election

Section 4
Appendices





Appendices

Appendix A: Orders of the Chief Electoral Officer

Section 280 of the *Election Act* establishes the authority of the Chief Electoral Officer to make specific or general Orders under certain circumstances. There were 38 Orders made by the Chief Electoral Officer relating to the 40th Provincial General Election. The Orders are summarized below.

ORD004-2013

April 22, 2013

An election official in Westside-Kelowna erred by placing the secrecy envelope containing one voter's marked ballot in an unsigned certification envelope prepared for another voter. The unsigned certification envelope was placed in the ballot box. The first voter was allowed to vote again, while the second voter had a second certification envelope completed for them such that they could vote. At the close of general voting, the unsigned certification envelope was set aside and not considered for final count. The properly completed certification envelopes for the first and second voters were considered at the final count.

ORD005-2013

April 26, 2013

The candidate nomination documents for a nominee in the Abbotsford West electoral district were mistakenly rejected prior to the deadline for not having sufficient nominator signatures. It was later discovered that there were sufficient nominator signatures. The nomination documents for the nominee were accepted as if they were received before the deadline.

ORD006-2013

May 3, 2013

Some alternative absentee voters in several district electoral offices were issued ordinary ballots instead of write-in ballots. The ballots cast by these voters were not rejected at the final count on the basis that the incorrect ballots were used.

ORD007-2013

May 7, 2013

In Abbotsford-Mission, some ordinary ballots were printed in error with the sequential serial numbers in the space intended for the voter number on the stubs and counterfoils. Despite the requirements of s. 86 of the *Election Act* that the ballots be in the form established in Form 2 of the Schedule to the *Election Act*, these ballots were accepted for use in the May 14, 2013 General Election.

ORD008-2013**May 9, 2013**

Election officials in Vancouver-Fairview, New Westminster, and Burnaby-Edmonds erred in not having all voters sign their advance voting certificates or the advance voting books as required by s. 97 of the *Election Act*. The ballots were considered at the initial count as if the voters had signed the necessary voting documents and the declaration in the voting books.

ORD009-2013**May 9, 2013**

Between April 24 and 26, four out-of-province voters requested voting packages under s.106 of the *Election Act*. On May 7 it was determined that these requests had not yet been processed. The voting packages were issued on May 8 by the District Electoral Officer for Victoria-Swan Lake. Due to this administrative error, the voters were unable to deliver the voting packages to the District Electoral Officer by the close of general voting. The voters were permitted to return the voting packages to the District Electoral Officer by May 24, prior to the start of final count, provided that the voting packages were time and date-stamped by postal services prior to the close of general voting.

ORD010-2013**May 9, 2013**

Some alternative absentee voters in Fraser-Nicola were issued ordinary ballots instead of write-in ballots. The ballots cast by these voters were not rejected at the final count on the basis that the incorrect ballots were used.

ORD011-2013**May 9, 2013**

Election officials at advance voting opportunities in Columbia River-Revelstoke and Nanaimo-North Cowichan erred in putting voters marked write-in ballots directly into the ballot box rather than in secrecy and certification envelopes. When these errors were discovered the voters were invited to vote again using the proper procedures. The write-in ballots outside of the secrecy and certification envelopes were set aside and not considered at either the initial or final counts.

ORD012-2013**May 9, 2013**

A voter was mistakenly informed at the Nanaimo district electoral office that her electoral district of residence was Nanaimo-North Cowichan and was instructed to vote for candidates in the incorrect district. The voter was subsequently permitted to correctly vote at an advance voting opportunity in their electoral district of residence and the certification envelope containing the ballot for the incorrect electoral district remained unopened at final count.

ORD013-2013

May 10, 2013

Election officials at an advance voting opportunity in Langley erred in putting a voter's marked write-in ballot directly into the ballot box rather than in secrecy and certification envelopes. An empty secrecy and completed certification envelope were stapled together and placed in the ballot box. At initial count, the ballot was placed in the secrecy envelope and sealed in the certification envelope and was considered at final count.

ORD014-2013

May 11, 2013

Election officials at advance voting opportunities in Saanich South, New Westminister, and Delta South did not notice that two write-in ballots were stuck together and issued two ballots each to five voters. During preparations for the final count the secrecy envelopes were opened and examined by the District Electoral Officer to determine if both write-in ballots were marked. If only one write-in ballot was marked by the voter, the other ballot was set aside and not considered at final count.

ORD015-2013

May 10, 2013

A team of election officials at a site-based voting opportunity in Vancouver-Fraserview erred in not providing certification envelopes to non-resident voters as required by s. 98 of the *Election Act*. When these errors were discovered, the ballot box was sealed and all voters who voted at the voting place were invited to vote again using the proper procedures. The ballots contained in the original ballot box were set aside and not considered at initial or final count.

ORD016-2013

May 10, 2013

Election officials at the Nelson-Creston district electoral office erred in providing a voter with a list of candidates for the incorrect district and the voter voted for a candidate from the incorrect district. The voter was subsequently permitted to vote based on the list of candidates for the correct electoral district. The certification envelope containing the ballot for the incorrect electoral district remained unopened at final count.

ORD017-20013

May 10, 2013

Election officials at a site-based voting area and a special voting opportunity in Victoria-Swan Lake erred in not having some voters sign the certification envelope as required by s. 98 of the *Election Act*. The certification envelopes were considered at final count as if the voters had signed the necessary declaration on the certification envelope.

ORD018-2013**May 13, 2013**

Four voters who submitted an alternative absentee voting package erred by returning the sealed secrecy envelope containing the ballot outside of the sealed certification envelope bearing the name and declaration of the voter. The secrecy and certification envelopes were attached together and considered as a single envelope at final count.

ORD019-2013**May 13, 2013**

A voter was mistakenly informed at a district electoral office that his electoral district of residence was Oak Bay-Gordon Head and was instructed to vote for candidates in the incorrect district. The voter was subsequently permitted to vote at another district electoral office based on the correct electoral district. The certification envelope containing the ballot for the incorrect electoral district remained unopened at final count.

ORD020-2013**May 13, 2013**

Some alternative absentee voting packages were issued in the Surrey-Green Timbers district electoral office containing the incorrect certification envelope, which did not have a space for the witness' signature as required by s. 106 of the *Election Act*. The certification envelopes received from the affected voters were considered at final count without a witness' signature.

ORD021-2013**May 13, 2013**

Five voters were incorrectly advised at an advance voting opportunity in Skeena to vote under the absentee provisions of s. 101. Election official further erred by issuing the incorrect certification envelope to these voters and in not having all of these voters sign the certification envelope and voting book as required by the *Election Act*. The certification envelopes from the affected voters were considered at final count as if they had been administered correctly at a valid s. 101 advance voting opportunity.

ORD022-2013**May 14, 2013**

Election officials at some voting stations in 65 electoral districts erred in not having all voters sign the general voting books as required by s. 96 of the *Election Act*. The ballots were considered at initial count as if the voters had signed the necessary declaration in the voting books.

ORD023-2013

May 14, 2013

The election officials at two absentee voting opportunities in North Island and Surrey-Fleetwood erred and did not place marked ballots for six voters in secrecy envelopes and certification envelopes as required by s. 101 of the *Election Act*. The marked ballots were placed directly in the ballot box. The voters were subsequently permitted to vote again using the proper procedures. At initial count the ballots that were not contained in secrecy envelopes and certification envelopes were removed, sealed in an envelope marked as being subject to this Order and not counted. The certification envelopes containing marked ballots issued to these voters were dealt with at initial and final count as if they were the only votes cast by the affected voters on that day.

ORD024-2013

May 14, 2013

An election official at an absentee voting opportunity in Boundary-Similkameen did not notice that two write-in ballots were stuck together and issued both ballots to a voter. During preparations for final count the secrecy envelope was opened and examined by the District Electoral Officer to determine if both write-in ballots were marked. If only one write-in ballot was marked by the voter, the other ballot was set aside and not considered at final count.

ORD025-2013

May 14, 2013

The election officials at an absentee voting opportunity in Vancouver-Kingsway erred and did not place the marked ballot of a voter in a secrecy envelope and certification envelope as required by s. 99 of the *Election Act*. The marked ballot was placed directly in the ballot box. A secrecy envelope and an empty certification envelope completed by the voter were placed in the voting document envelope in the back of the voting book. At initial count, the ballot that was not contained in a secrecy and certification envelope was removed, sealed in the secrecy and certification envelopes from the back of the voting book and was considered at initial and final count as if it had been cast correctly.

ORD026-2013

May 14, 2013

Election officials at an absentee voting opportunity in Cariboo North erred in not having a voter sign the certification envelope as required by s. 100 of the *Election Act*. The certification envelope was considered at final count as if the voter had signed the necessary declaration on the certification envelope.

ORD027-2013**May 14, 2013**

Election officials at a voting place in Burnaby North erred in writing the voters' sequence number on the back of several ballots issued to voters, thereby making these ballots identifiable at initial count. At initial count the election official responsible obscured the sequence numbers on the back of the affected ballots such that they were unreadable, and these ballots were considered at initial count as if they had been cast correctly.

ORD028-2013**May 14, 2013**

Some voters at an absentee voting opportunity in Delta North were issued write-in ballots instead of ordinary ballots. The ballots cast by the affected voters were not rejected at final count on the basis that the incorrect ballots were used.

ORD029-2013**May 14, 2013**

Elections officials at a voting opportunity in Abbotsford South erred by providing ordinary ballots instead of write-in ballots to two voters voting under absentee provisions. When the errors were discovered, the voters were invited to vote again using the correct procedures. The second time they voted, the certification envelopes were marked by the officials in such a way that they could be distinguished from the first set of envelopes. The first set of certification envelopes were set aside and not considered at initial or final count.

ORD030-2013**May 14, 2013**

An election official at an absentee voting opportunity in Delta South did not notice that two write-in ballots were stuck together and issued both ballots to a voter. During preparations for final count the secrecy envelope was opened and examined by the District Electoral Officer to determine if both write-in ballots were marked. If only one write-in ballot was marked by the voter, the other ballot was set aside and not considered at final count.

ORD031-2013**May 14, 2013**

Election officials at an absentee voting opportunity in Surrey-Tynehead and election officials at a special voting opportunity in Langley erred in not having voters sign the certification envelope as required by s. 98 and 99 of the *Election Act*. The certification envelopes for these voters were considered at final count as if the voters had signed the necessary declaration on the certification envelopes.

ORD032-2013

May 14, 2013

Election officials at the Cowichan Valley district electoral office erred in not having all voters sign the certification envelope as required by s. 104 of the *Election Act*. The certification envelopes of the affected voters were considered at final count as if the voters had signed the necessary declaration on the certification envelope.

ORD033-2013

May 14, 2013

Election officials at an absentee voting opportunity in Nanaimo erred in placing the voter's counterfoil instead of the voter's ballot in the secrecy envelope and sealing it in the certification envelope. When the error was discovered, the voter's ballot was placed in a second secrecy envelope and attached to the first certification envelope. During preparations for final count the secrecy envelope containing the counterfoil was opened and examined by the District Electoral Officer to verify its contents. If it contained a counterfoil it was set aside and the second secrecy envelope and certification envelope was considered at final count as if they had been completed correctly.

ORD034-2013

May 25, 2013

Election officials at the Richmond Centre district electoral office erred in opening a number of certification envelopes during preparations for the final count and placing the enclosed secrecy envelopes in ballot boxes prepared for the final count. Despite the requirements of sections 128, 130, 132, 134 and 135, the affected secrecy envelopes contained in the ballot boxes were considered at final count as if they had not been removed early from the certification envelopes.

ORD035-2013¹

ORD036-2013

August 9, 2013

Sharon Hartwell, a candidate in Stikine was granted an extension to August 19, 2013, from the August 12, 2013 deadline to file an election financing report for the 2013 General Election.

¹ ORD035 was unrelated to the general election.

ORD037-2013**August 12, 2013**

Donald A. Roberts, a candidate in Prince George-Valemount was granted an extension to August 30, 2013, from the August 12, 2013 deadline to file an election financing report for the 2013 General Election.

ORD038-2013**August 12, 2013**

Nicholas Scapillati, a candidate in Vancouver-Quilchena was granted an extension to August 23, 2013, from the August 12, 2013 deadline to file an election financing report for the 2013 General Election.

ORD039-2013**August 9, 2013**

The Parksville-Qualicum B.C. Conservative Party registered constituency association, was granted an extension to August 23, 2013, from the August 12, 2013 deadline to file an election financing report for the 2013 General Election.

ORD040-2013**August 12, 2013**

The Kamloops-South Thompson BC NDP registered constituency association, was granted an extension to August 23, 2013, from the August 12, 2013 deadline to file an election financing report for the 2013 General Election.

ORD041-2013**September 20, 2013**

Michael Brousseau, a candidate in Skeena was granted an extension to the September 11, 2013 late filing deadline for his audited election financing report for the 2013 General Election after Elections BC officials erred in communicating with the candidate's financial agent.

ORD042-2013**September 20, 2013**

The Maple Ridge-Pitt Meadows BC NDP registered constituency association, was granted an extension to the September 11, 2013 late filing deadline to file an election financing report for the 2013 General Election after an administrative error by a supplier caused the report to arrive after the deadline.

Appendix B: Summary of participation

The tables below summarize voter participation in the 40th Provincial General Election by electoral district and region, as available.*

Electoral district	Region	Sq. Km	Population	# of registered voters	# of voters who voted	% of registered voters who voted
Abbotsford-Mission	Fraser Valley	663	55,549	36,510	20,674	56.63%
Abbotsford South	Fraser Valley	221	55,718	36,280	20,234	55.77%
Abbotsford West	Fraser Valley	105	53,011	31,910	18,947	59.38%
Alberni-Pacific Rim	Vancouver Island and South Coast	13,141	43,246	31,892	18,566	58.22%
Boundary-Similkameen	Okanagan	11,166	39,116	29,682	18,357	61.85%
Burnaby-Deer Lake	Burnaby and New Westminster	14	56,133	35,520	17,060	48.03%
Burnaby-Edmonds	Burnaby and New Westminster	22	58,920	37,132	18,194	49.00%
Burnaby-Lougheed	Burnaby and New Westminster	37	54,790	36,366	20,452	56.24%
Burnaby North	Burnaby and New Westminster	24	59,549	41,227	22,688	55.03%
Cariboo-Chilcotin	Cariboo-Thompson	39,714	30,968	21,585	13,737	63.64%
Cariboo North	Cariboo-Thompson	39,838	33,317	23,838	14,248	59.77%
Chilliwack	Fraser Valley	146	53,177	37,784	21,103	55.85%
Chilliwack-Hope	Fraser Valley	10,833	51,611	35,848	20,569	57.38%
Columbia River-Revelstoke	Columbia-Kootenay	43,295	34,824	25,072	13,438	53.60%
Comox Valley	Vancouver Island and South Coast	2,490	64,587	50,456	32,285	63.99%
Coquitlam-Burke Mountain	Tri-Cities	619	55,743	37,056	19,725	53.23%
Coquitlam-Maillardville	Tri-Cities	32	57,027	38,623	21,896	56.69%
Cowichan Valley	Vancouver Island and South Coast	1,682	58,821	43,183	26,732	61.90%
Delta North	Richmond-Delta	32	53,392	36,169	21,678	59.94%
Delta South	Richmond-Delta	463	46,174	34,989	23,894	68.29%
Esquimalt-Royal Roads	Vancouver Island and South Coast	68	52,082	39,253	22,858	58.23%
Fort Langley-Aldergrove	Fraser Valley	234	67,788	48,163	29,152	60.53%
Fraser-Nicola	Cariboo-Thompson	33,792	32,701	22,187	13,650	61.52%
Juan de Fuca	Vancouver Island and South Coast	2,736	54,906	40,002	23,231	58.07%
Kamloops-North Thompson	Cariboo-Thompson	21,625	53,455	40,610	23,543	57.97%
Kamloops-South Thompson	Cariboo-Thompson	2,384	55,270	42,372	26,345	62.18%
Kelowna-Lake Country	Okanagan	1,166	61,349	45,028	21,485	47.71%
Kelowna-Mission	Okanagan	540	60,611	45,230	24,233	53.58%
Kootenay East	Columbia-Kootenay	11,172	39,879	30,733	16,413	53.41%
Kootenay West	Columbia-Kootenay	12,016	40,745	31,793	18,098	56.92%
Langley	Fraser Valley	95	65,959	46,414	27,414	59.06%
Maple Ridge-Mission	Fraser Valley	390	57,633	38,518	22,307	57.91%
Maple Ridge-Pitt Meadows	Fraser Valley	1,945	56,397	40,050	23,979	59.87%
Nanaimo	Vancouver Island and South Coast	462	54,574	40,545	23,498	57.96%
Nanaimo-North Cowichan	Vancouver Island and South Coast	2,720	55,046	41,036	25,076	61.11%

Electoral district	Region	Sq. Km	Population	# of registered voters	# of voters who voted	% of registered voters who voted
Nechako Lakes	The North	73,757	26,540	17,002	9,940	58.46%
Nelson-Creston	Columbia-Kootenay	13,220	38,254	28,262	16,286	57.63%
New Westminster	Burnaby and New Westminster	18	67,736	46,875	27,097	57.81%
North Coast	The North	143,922	22,849	15,500	8,191	52.85%
North Island	Vancouver Island and South Coast	45,077	55,225	41,222	23,613	57.28%
North Vancouver-Lonsdale	North Shore	27	60,264	40,528	24,471	60.38%
North Vancouver-Seymour	North Shore	396	56,396	38,786	25,983	66.99%
Oak Bay-Gordon Head	Vancouver Island and South Coast	322	50,411	38,267	26,619	69.56%
Parksville-Qualicum	Vancouver Island and South Coast	959	52,620	42,898	29,146	67.94%
Peace River North	The North	175,808	43,384	26,142	13,455	51.47%
Peace River South	The North	30,340	28,531	18,831	9,395	49.89%
Penticton	Okanagan	1,903	55,045	43,483	25,336	58.27%
Port Coquitlam	Tri-Cities	35	57,425	39,059	22,365	57.26%
Port Moody-Coquitlam	Tri-Cities	81	54,117	35,731	20,991	58.75%
Powell River-Sunshine Coast	Vancouver Island and South Coast	20,979	50,087	37,727	23,860	63.24%
Prince George-Mackenzie	The North	20,361	47,017	33,587	19,099	56.86%
Prince George-Valemount	The North	31,539	49,092	35,433	20,040	56.56%
Richmond Centre	Richmond-Delta	374	68,527	43,915	19,170	43.65%
Richmond East	Richmond-Delta	92	67,776	45,048	21,432	47.58%
Richmond-Steveston	Richmond-Delta	31	61,356	42,581	23,586	55.39%
Saanich North and the Islands	Vancouver Island and South Coast	1,543	57,302	45,800	31,696	69.21%
Saanich South	Vancouver Island and South Coast	92	51,719	39,213	26,316	67.11%
Shuswap	Okanagan	8,607	56,646	41,547	25,097	60.41%
Skeena	The North	31,637	30,619	21,164	11,821	55.85%
Stikine	The North	196,437	21,041	13,845	8,697	62.82%
Surrey-Cloverdale	Surrey	121	75,214	52,817	30,524	57.79%
Surrey-Fleetwood	Surrey	20	57,831	35,692	19,889	55.72%
Surrey-Green Timbers	Surrey	19	58,825	31,271	16,361	52.32%
Surrey-Newton	Surrey	14	61,474	33,367	17,539	52.56%
Surrey-Panorama	Surrey	62	70,549	45,415	26,214	57.72%
Surrey-Tynehead	Surrey	60	59,465	36,881	19,225	52.13%
Surrey-Whalley	Surrey	29	62,004	37,138	17,187	46.28%
Surrey-White Rock	Surrey	62	53,435	40,254	26,056	64.73%
Vancouver-Fairview	Vancouver	9	61,312	45,698	26,952	58.98%
Vancouver-False Creek	Vancouver	7	63,113	43,157	21,625	50.11%

Electoral district	Region	Sq. Km	Population	# of registered voters	# of voters who voted	% of registered voters who voted
Vancouver-Fraserview	Vancouver	13	62,055	39,849	21,900	54.96%
Vancouver-Hastings	Vancouver	14	62,845	40,751	21,684	53.21%
Vancouver-Kensington	Vancouver	9	64,047	38,755	21,056	54.33%
Vancouver-Kingsway	Vancouver	9	62,780	37,946	18,580	48.96%
Vancouver-Langara	Vancouver	15	59,634	38,853	19,627	50.52%
Vancouver-Mount Pleasant	Vancouver	13	63,785	42,672	21,238	49.77%
Vancouver-Point Grey	Vancouver	44	61,783	41,091	24,232	58.97%
Vancouver-Quilchena	Vancouver	22	61,125	38,095	22,647	59.45%
Vancouver-West End	Vancouver	11	52,990	37,609	19,044	50.64%
Vernon-Monashee	Okanagan	5,038	62,530	47,129	27,056	57.41%
Victoria-Beacon Hill	Vancouver Island and South Coast	98	53,186	44,550	26,138	58.67%
Victoria-Swan Lake	Vancouver Island and South Coast	18	51,693	39,275	22,808	58.07%
West Vancouver-Capilano	North Shore	80	58,668	39,246	23,732	60.47%
West Vancouver-Sea to Sky	North Shore	9,642	57,116	38,053	21,567	56.68%
Westside-Kelowna	Okanagan	1,140	59,988	45,389	21,570	47.52%
Total		1,070,008	4,571,494	3,176,455	1,813,912	57.10%

* Due to the high cost of acquiring large enough samples to conduct reliable statistical surveys in each electoral district, estimates of the number of eligible voters in each electoral district are not available. Elections BC has grouped electoral districts into regions at which reliable data can be found.

Region	Population	# of estimated eligible voters	# of registered voters	% of eligible voters registered	# of registered voters who voted	% of registered voters who voted	% of eligible voters who voted
Burnaby and New Westminster	297,128	198,991	197,120	99.1%	105,491	53.5%	53.0%
Cariboo-Thompson	205,711	158,789	150,592	94.8%	91,523	60.8%	57.6%
Columbia-Kootenay	153,702	118,430	115,860	97.8%	64,235	55.4%	54.2%
Fraser Valley	516,843	370,509	351,477	94.9%	204,379	58.1%	55.2%
North Shore	232,444	161,032	156,613	97.3%	95,753	61.1%	59.5%
Okanagan	395,285	306,709	297,488	97.0%	163,134	54.8%	53.2%
Richmond-Delta	297,225	204,093	202,702	99.3%	109,760	54.1%	53.8%
Surrey	498,797	325,100	312,835	96.2%	172,995	55.3%	53.2%
The North	269,073	198,025	181,504	91.7%	100,638	55.4%	50.8%
Tri-Cities	224,312	155,636	150,469	96.7%	84,977	56.5%	54.6%
Vancouver	675,469	456,068	444,476	97.5%	238,585	53.7%	52.3%
Vancouver Island and South Coast	805,505	625,759	615,319	98.3%	382,442	62.2%	61.1%
Total	4,571,494	3,279,141	3,176,455	96.9%	1,813,912	57.1%	55.3%

Mailing Address:

PO Box 9275 Stn Prov Govt
Victoria BC V8W 9J6

Phone: 250-387-5305

Toll-free: 1-800-661-8683 / TTY 1-888-456-5448

Fax: 250-387-3578

Toll-free Fax: 1-866-466-0665

Email: electionsbc@elections.bc.ca

Website: elections.bc.ca

