



ELECTIONS BC

A non-partisan Office of the Legislature

Statement of Votes

39th Provincial General Election

May 12, 2009

Statement of Votes
39th Provincial General Election
May 12, 2009

Library and Archives Canada Cataloguing in Publication Data

Statement of votes (Victoria, B.C.)

Statement of votes. - - 1949-

Irregular.

Some issues also have title: Report of the Chief Electoral Officer on the ... by-elections.

Issues include results of general and by-elections.

Issued 1986- by Elections British Columbia.

Continues: Statement of votes by electoral districts.

ISSN 0227-9207 = Statement of votes. General election and by-election (Victoria)

1. Elections - British Columbia - Statistics - Periodicals.

I. British Columbia. Chief Electoral Officer. II. Elections British Columbia. III. Title.

IV. Title: Report of the Chief Electoral Officer on the ... by-elections.

JL439.A15S73 324.9711'0021 C77-082776-4



ELECTIONS BC
Province of British Columbia

Mailing Address:
PO Box 9275 Stn Prov Govt
Victoria BC V8W 9J6

Phone: 250-387-5305
Toll-free: 1-800-661-8683/ TTY 1-888-456-5448
Fax: 250-387-3578
Toll-free Fax: 1-866-466-0665
Email: electionsbc@elections.bc.ca
Website: www.elections.bc.ca

January 15, 2010

The Honourable Bill Barisoff
Speaker of the Legislative Assembly
Province of British Columbia
Parliament Buildings
Victoria, British Columbia
V8V 1X4

Honourable Speaker:

I am honoured to present the Statement of Votes for the 39th Provincial General Election to the Legislative Assembly, in accordance with section 13(1)(b) of the *Election Act*.

Respectfully submitted,

A handwritten signature in black ink, appearing to read 'Harry Neufeld'.

Harry Neufeld
Chief Electoral Officer

Table of contents

Overview	1
Introduction	1
Order for a general election	1
2009 Statistics at a glance	2
Changes to the <i>Election Act</i>	4
Calendar of events	6
Election officials	7
Voter registration	11
Public information and communications	13
Nomination of candidates	15
Voting	16
Counting	17
Summary of results	21
Voting results by voting area	
Abbotsford-Mission	37
Abbotsford South	43
Abbotsford West	50
Alberni-Pacific Rim	55
Boundary-Similkameen	62
Burnaby-Deer Lake	71
Burnaby-Edmonds	76
Burnaby-Lougheed	81
Burnaby North	86
Cariboo-Chilcotin	91
Cariboo North	97
Chilliwack	103
Chilliwack-Hope	110
Columbia River-Revelstoke	118
Comox Valley	126
Coquitlam-Burke Mountain	135
Coquitlam-Maillardville	143
Cowichan Valley	150
Delta North	159
Delta South	165

Esquimalt-Royal Roads	172
Fort Langley-Aldergrove	179
Fraser-Nicola.	185
Juan de Fuca	193
Kamloops-North Thompson	199
Kamloops-South Thompson	208
Kelowna-Lake Country	216
Kelowna-Mission	225
Kootenay East	235
Kootenay West	241
Langley	248
Maple Ridge-Mission	254
Maple Ridge-Pitt Meadows	261
Nanaimo	268
Nanaimo-North Cowichan	276
Nechako Lakes	286
Nelson-Creston	294
New Westminster	300
North Coast	308
North Island	314
North Vancouver-Lonsdale	323
North Vancouver-Seymour	329
Oak Bay-Gordon Head	336
Parksville-Qualicum	343
Peace River North	352
Peace River South.	357
Penticton	362
Port Coquitlam	371
Port Moody-Coquitlam	378
Powell River-Sunshine Coast.	385
Prince George-Mackenzie	394
Prince George-Valemount	402
Richmond Centre	409
Richmond East	416
Richmond-Steveston	423

Saanich North and the Islands	431
Saanich South	439
Shuswap	446
Skeena	457
Stikine	464
Surrey-Cloverdale	470
Surrey-Fleetwood	476
Surrey-Green Timbers	481
Surrey-Newton	485
Surrey-Panorama	489
Surrey-Tynehead	495
Surrey-Whalley	501
Surrey-White Rock.	507
Vancouver-Fairview	513
Vancouver-False Creek	518
Vancouver-Fraserview	523
Vancouver-Hastings	528
Vancouver-Kensington	533
Vancouver-Kingsway	538
Vancouver-Langara	543
Vancouver-Mount Pleasant	548
Vancouver-Point Grey	555
Vancouver-Quilchena	561
Vancouver-West End	567
Vernon-Monashee.	573
Victoria-Beacon Hill	581
Victoria-Swan Lake	586
West Vancouver-Capilano	591
West Vancouver-Sea to Sky	598
Westside-Kelowna.	607
Location index	617

List of tables

Table 1:	2009 Statistics	2
Table 2:	39th Provincial General Election compared to previous general elections	3
Table 3:	Selected amendments in the <i>Electoral Amendment Act, 2008</i> .	4
Table 4:	Calendar of events	6
Table 5:	District Electoral Officers and their deputies by electoral district .	8
Table 6:	Voter registration statistics	12
Table 7:	Candidates for election by affiliation	15
Table 8:	Votes considered by voting opportunity	16
Table 9:	Results after the initial count and after the final count	17
Table 10:	Summary of results by affiliation	21
Table 11:	Summary of results by candidate	22
Table 12:	Summary of results by electoral district	32

Statement of Votes
39th Provincial General Election

Section 1
Overview

Overview

Introduction

The 39th Provincial General Election in British Columbia was held on May 12, 2009. Voter turnout was 50.99% of eligible voters (1,651,567 registered voters). Eighty-five Members of the Legislative Assembly (MLAs) were elected: 49 BC Liberal, 35 BC NDP and one independent.

This report, submitted in accordance with section 13(1)(b) of the *Election Act*, contains the results of the general election by voting area, as well as electoral district maps and an account of the election proceedings.

A referendum on electoral reform was held in conjunction with the general election. Voters received two ballots when they voted - one to elect a candidate and one for the referendum. The existing first-past-the-post electoral system was favoured by 60.91% of voters province-wide and by a majority of voters in 77 of the 85 electoral districts. For detailed referendum voting results and an account of the referendum proceedings, see the *Statement of Votes, Referendum on Electoral Reform, May 12, 2009*.

Order for a general election

In 2002, British Columbia became the first province to establish fixed-date elections. Under section 23 of the B.C. *Constitution Act*, a general election must be held on the second Tuesday in May every four years.

Despite this requirement, the Premier must still formally request the Lieutenant Governor to dissolve the Legislative Assembly. If the request is granted, an Order in Council is signed directing the Chief Electoral Officer to prepare and issue the writs of election. Each writ is signed by the Chief Electoral Officer and the Lieutenant Governor and issued to the District Electoral Officer of each electoral district. A writ of election includes the dates for the nomination of candidates, General Voting Day and when the writ must be returned.

On April 14, 2009, the Lieutenant Governor, the Honourable Stephen L. Point, dissolved the Legislative Assembly at the request of the Premier. An Order in Council was issued directing the Chief Electoral Officer to issue the writs of election for all 85 electoral districts. The writs ordered that the general election be held on Tuesday, May 12, 2009.

2009 Statistics at a glance

Table 1: 2009 Statistics

Officials and voting places	
Electoral districts	85
District Electoral Officers	85
Deputy District Electoral Officers	91
Election officials	36,932
Voting areas	10,184
Advance voting places	226
General voting places	1,494
Voter registration and turnout	
Registered voters on Writ Day (preliminary list)	2,946,268
Registered voters at close of general registration (revised list)	2,948,175
Net increase to voters list in conjunction with voting	47,290
Total registered voters at close of general voting	2,995,465
Total registered voters who voted	1,651,567
Percent of registered voters who voted	55.14%
Total estimated eligible voters	3,238,737
Percent of estimated eligible voters registered	92.49%
Turnout (percent of estimated eligible voters who voted)	50.99%
Candidates, political parties and advertising sponsors	
Registered political parties	32
Registered political parties that endorsed candidate(s)	15
Standing nominations filed	159
Ordinary nominations filed	187
Candidates (346 nominations filed - one candidate subsequently withdrew)	345
Registered advertising sponsors	301
Registered political party expenses limit (pre-campaign period)	\$1,100,000
Registered political party expenses limit (campaign period)	\$4,400,000
Candidate expenses limit (pre-campaign period)	\$70,000
Candidate expenses limit (campaign period)	\$70,000
Election advertising sponsor spending limit (in relation to a single electoral district)	\$3,000
Election advertising sponsor spending limit (overall)	\$150,000
Results	
Total valid votes	1,640,542
Rejected ballots	11,025
BC Liberal Party candidates elected	49
BC NDP candidates elected	35
Independent candidates elected	1

2009 Statistics in comparison

Table 2: 39th Provincial General Election compared to previous general elections

Year	Dissolution of Legislature	Write of election	Nomination of candidates	Date of election	Electoral districts	Members in Legislature	Candidates in election	Estimated eligible voters	Registered voters	Voters who voted	% of registered voters who voted	Valid votes ²	Rejected votes	Rejected votes - % of votes cast	Cost per registered voter
1928 ³	7-Jun	7-Jun	27-Jun	18-Jul	40	48	117	-	245,240	174,934	71.33%	361,814	3,259	0.89%	\$0.70
1933 ⁴	1-Aug	13-Sep	12-Oct	2-Nov	39	47	210	-	323,540	236,415	73.07%	381,223	3,380	0.88%	\$0.49
1937	14-Apr	14-Apr	11-May	1-Jun	40	48	186	-	372,781	265,446	71.20%	417,929	4,143	0.98%	\$0.50
1941	22-Jul	9-Sep	30-Sep	21-Oct	41	48	156	-	417,839	303,901	72.73%	453,893	4,797	1.05%	\$0.49 ⁵
1945	31-Aug	31-Aug	4-Oct	25-Oct	41	48	147	-	457,017	298,387	65.29%	467,747	3,899	0.83%	\$0.46 ⁶
1949	16-Apr	16-Apr	25-May	15-Jun	41	48	138	-	649,019	477,999	73.65%	698,823	9,891	1.40%	\$0.43
1952 ⁷	10-Apr	10-Apr	22-May	12-Jun	41	48	212	-	793,073	543,456	68.53%	768,561	45,649	5.61%	\$0.58
1953 ⁷	27-Mar	10-Apr	19-May	9-Jun	41	48	229	-	740,006	522,052	70.55%	727,839	43,766	5.67%	\$0.59
1956	13-Aug	13-Aug	5-Sep	19-Sep	42	52	199	-	778,587	509,409	65.43%	817,397	6,642	0.81%	\$0.60
1960	3-Aug	3-Aug	29-Aug	12-Sep	42	52	230	-	874,267	628,031	71.84%	996,404	9,862	0.98%	\$0.61
1963	21-Aug	22-Aug	16-Sep	30-Sep	42	52	205	-	873,140	608,672	69.71%	967,675	6,132	0.63%	\$0.61
1966	5-Aug	5-Aug	29-Aug	12-Sep	48	55	178	-	873,927	596,716	68.28%	751,876	7,056	0.93%	\$0.83
1969	21-Jul	21-Jul	13-Aug	27-Aug	48	55	177	-	1,152,598	794,696	68.95%	978,356	9,011	0.91%	\$0.77
1972	24-Jul	24-Jul	16-Aug	30-Aug	48	55	556	-	1,343,357	921,496	68.60%	1,132,172	11,537	1.01%	\$0.86
1975	3-Nov	3-Nov	27-Nov	11-Dec	48	55	221	-	1,559,633	1,088,001	69.76%	1,290,451	12,924	0.99%	\$1.29
1979	3-Apr	3-Apr	26-Apr	10-May	50	57	178	-	1,673,111	1,155,505	69.06%	1,405,077	21,328	1.50%	\$1.78
1983	7-Apr	7-Apr	22-Apr	5-May	50	57	224	1,947,617	1,768,063	1,373,018	77.66%	1,649,533	17,126	1.03%	\$4.98
1986	24-Sep	24-Sep	9-Oct	22-Oct	52	69	237	2,076,366	1,770,000	1,366,193	77.19%	1,935,453	27,582	1.41%	\$5.36
1991 ⁸	19-Sep	19-Sep	4-Oct	17-Oct	75	75	317	2,331,871	1,989,054	1,493,200	75.07%	1,462,467	30,733	2.06%	\$6.78
1996	30-Apr	30-Apr	15-May	28-May	75	75	513	2,694,537	2,227,424	1,592,655	71.50%	1,582,704	9,951	0.62%	\$6.99
2001	18-Apr	18-Apr	3-May	16-May	79	79	456	2,885,714	2,254,920	1,599,765	70.95%	1,591,306	8,459	0.34%	\$8.04
2005	19-Apr	19-Apr	4-May	17-May	79	79	412	3,049,153	2,845,284	1,774,375	62.36%	1,762,450	11,925	0.67%	\$8.05
2009	14-Apr	14-Apr	24-Apr	12-May	85	85	345	3,238,737	2,995,465	1,651,567	55.14%	1,640,542	11,025	0.67%	\$8.05

1. Source: BC Stats
2. In the multimember electoral districts, voters were able to vote for more than one candidate, resulting in the total number of valid votes exceeding the number of registered voters who voted.
3. Detailed Statements of Votes were not produced for earlier elections.
4. In the Vancouver Centre and Victoria electoral districts, Nomination Day was November 6 and the vote was taken on November 27.
5. Cost of the Active Service vote was \$2.88 per registered voter who voted.
6. Cost of the Active Service vote was \$1.79 per registered voter who voted.
7. The alternative voting system was used in these elections.
8. First election with all single member electoral districts.
9. Figure to be reported in the *Report of the Chief Electoral Officer on the 39th Provincial General Election and Referendum on Electoral Reform, May 12, 2009*.

Changes to the *Election Act*

The *Election Act* gives effect to British Columbians' right to vote in provincial elections by setting the framework for the provincial electoral process. Elections BC conducts provincial elections in accordance with its provisions.

On April 10, 2008, the Legislative Assembly passed the *Electoral Amendment Act, 2008*. It contained more than 90 amendments to the *Election Act*, resulting in substantial changes to the way provincial elections are conducted. Several of the amendments are summarized in the following table:

Table 3: Selected amendments in the *Electoral Amendment Act, 2008*

Amended section(s)	Amendment
12(d)	Establishes the duty of the Chief Electoral Officer to enforce the <i>Election Act</i>
36(2)	Allows individuals to register as voters orally (e.g. by phone)
41(3) 41(3.1) 41.1	Changes the identification requirements for registering in conjunction with voting, and establishes a vouching process for individuals who cannot produce the required identification
53(1) 55(1)	Increases the candidate nomination requirement to 75 signatures and a \$250 deposit
56(1) 57(1)	Amends the ordinary nomination period to begin on Writ Day and end on Day 10, and allows all standing nomination documents to be filed at any time until Writ Day
76(3)	Changes the hours of advance voting to 8 a.m. to 8 p.m. on each day of advance voting
96(2)(a)	Requires voters to show identification in accordance with section 41 to receive a ballot at a general voting opportunity (similar amendments require voters to show identification at other voting opportunities)
186(1)(c)	Allows political contributions to be made by electronic transfer (e.g. over the internet) and by credit card without a signature
198 199	Sets two election expenses for candidates and registered political parties; one for the 60 day pre-campaign period and one for the campaign period. The expenses limits are not based on the size or population of the electoral district
228	Expands the definition of election advertising
235.1	Establishes third-party advertising limits beginning 60 days prior to the campaign period and ending on General Voting Day
255(7)(a)	Doubles the maximum fine for contravening section 255 to \$20,000 (similar amendments double the fines for other offences)

In July 2008, four public sector unions and one individual union member challenged the constitutionality of sections 228 and 235.1, which expanded the definition of election advertising and established a spending limit for third-party advertising sponsors. On March 30, 2009, the Honourable Mr. Justice Cole of the B.C. Supreme Court found that applying the 60 day pre-campaign period to the spending limit for third-party election advertising was an unjustified infringement of the right to freedom of expression guaranteed by the *Charter of Rights and Freedoms*.

Accordingly, Justice Cole declared section 235.1, and section 228 to the extent that it is incorporated into section 235.1, to be of no force and effect. There were, therefore, no spending limits in effect for third-party advertising sponsors during the 60 day pre-campaign period of the 39th Provincial General Election.

Calendar of events

A general election is called when the writs of election are issued. General Voting Day for an election is the 28th day after the date on which the election is called.

Table 4: *Calendar of events*

Day	Milestone	Date
Day -60	Pre-campaign period for expenses limit for candidates and political parties begins Third-party advertising sponsors must now be registered to conduct election advertising	Friday, February 13, 2009
Day -1	End of standing nomination period	Monday, April 13, 2009*
Day 0	Writ Day Start of ordinary nomination period Preliminary voters list produced	Tuesday, April 14, 2009
Day 7	Close of general voter registration	Tuesday, April 21, 2009
Day 10	Close of ordinary nomination period	Friday, April 24, 2009
Day 14	Revised voters list produced	Tuesday, April 28, 2009
Day 22	Advance voting begins	Wednesday, May 6, 2009
Day 25	Advance voting ends	Saturday, May 9, 2009
Day 28	General Voting Day Initial count conducted at close of voting	Tuesday, May 12, 2009
Day 31	End of period to request a DEO recount	Friday, May 15, 2009
Day 41	Final count begins	Monday, May 25, 2009
Day 44	Start of period to request judicial recount	Thursday, May 28, 2009
Day 49	End of period to request judicial recount	Tuesday, June 2, 2009
Day 50	Return Day	Wednesday, June 3, 2009
Day 118	Election financing report filing deadline	Monday, August 10, 2009

* As the end of the standing nomination period was on a holiday, the period was extended to the end of the next business day, Tuesday, April 14, 2009.

Election officials

A District Electoral Officer (DEO) is appointed for each electoral district by the Chief Electoral Officer. DEOs are responsible for conducting elections in their assigned electoral districts. They are assisted by Deputy District Electoral Officers (DDEOs), who are also appointed by the Chief Electoral Officer.

In some electoral districts, two district electoral offices are required to ensure accessibility. In those cases, a second DDEO is appointed to manage the additional office.

Each electoral district is also assigned a District Registrar of Voters and a Deputy District Registrar of Voters, responsible for conducting enumerations and other voter registration activities. It is common practice for DEOs and their deputies to be appointed to these roles during the election period.

For the 39th Provincial General Election, the Chief Electoral Officer also appointed Service BC – Government Agents as Deputy District Registrars of Voters, providing accessibility to voter registration services and electoral information at 59 Service BC offices across B.C.

During an election, every voting place is staffed by election officials who are hired by the DEO. Election official roles include:

- Voting Officers, who are responsible for voting stations. Voting Officers issue ballots and maintain the ballot box. At the close of voting, Voting Officers count the ballots and are responsible for ballot reconciliation.
- Voting Clerks, who assist Voting Officers. Voting Clerks maintain the voting book for a voting station and, during counting, record the votes on a tally sheet.
- Information Officers, who provide information to voters and are specially trained to assist those with disabilities.
- Supervisory Voting Officers, who supervise the officials at a voting place.
- Voter Registration Officers, who register voters in conjunction with voting, update voters' registration information and issue advance voting certificates.

For the 39th Provincial General Election, DEOs hired 36,932 election officials. A further 963 employees were hired to provide administrative support in the district electoral offices and to train election officials.

Table 5: District Electoral Officers and their deputies by electoral district

Electoral district	District Electoral Officer	Deputy District Electoral Officer(s)
Abbotsford-Mission	Dale Thingvold	John Simms
Abbotsford South	Kathi Kopan	Barbara Scobie
Abbotsford West	Helen Lockhart	John Friesen
Alberni-Pacific Rim	Ann Chandler	Karen Forster
Boundary-Similkameen	Peter Beckett	Cathy Paton
Burnaby-Deer Lake	Vivian Price	Diana Mumford
Burnaby-Edmonds	Debra S. Vaglio	Ian Buck
Burnaby-Lougheed	Ray Wilson	Mary Gates
Burnaby North	Gordon Mark	Valerie Sum
Cariboo-Chilcotin	Lorne Landry	Nick Goshorn Linda Isfeld
Cariboo North	Wayne Rodier	Maureen Murray
Chilliwack	Valerie Nessel	Don Murray
Chilliwack-Hope	Bill Storen	Bev Kennedy
Columbia River-Revelstoke	Brenda Bowle-Evans	Jo-Anne Best
Comox Valley	Paul Wallin	Hildred Richardson
Coquitlam-Burke Mountain	Bill Wong	Richard Cruchley
Coquitlam-Maillardville	Robert Johnston	Jan Riddell
Cowichan Valley	Dick Yates	Mark Moore
Delta North	Rod McRae	Jasbir Heran
Delta South	Charlene Meehan	Pat Turner
Esquimalt-Royal Roads	Ken Schaalje	George Fletcher
Fort Langley-Aldergrove	Barrie Silliker	Margaret Gregory
Fraser-Nicola	Allan Steffens	David Durksen Elizabeth Salomon-de-Friedberg
Juan de Fuca	Kerry Fedosenko	Valerie Kowalko
Kamloops-North Thompson	Sharon E. Lyons	Betty Faulkner
Kamloops-South Thompson	Bob King	Dennis Paget
Kelowna-Lake Country	Rod Derksen	Sue Melnyk
Kelowna-Mission	Alan Stonehouse	Raymond Dziver
Kootenay East	Donna Cummins	Gerry Sobie
Kootenay West	Don Vinish	Bonnie Braithwaite
Langley	Ann Butcher	Dianne Gillis
Maple Ridge-Mission	Terry Mitchell	Shirley Caruk
Maple Ridge-Pitt Meadows	Lucille Gibeault	Jill Borrow
Nanaimo	Shirley Lance	Betty Deighton
Nanaimo-North Cowichan	Pat Parkin	David Beyea

Electoral district	District Electoral Officer	Deputy District Electoral Officer(s)
Nechako Lakes	Linda Smerychynski	Janice Wharrie
Nelson-Creston	Rob Switzer	Bob Dubreuil
New Westminster	Bill Koby	Larry Fraser
North Coast	Brian Roberts	Joseph Zelwietro
North Island	Kevin Weighill	Helen Folster Chuck Lok
North Vancouver-Lonsdale	David Shipman	Oksana Szulhan
North Vancouver-Seymour	Debbie Fraser	Gwen Kendrick
Oak Bay-Gordon Head	Patricia Maclean	Sharon Russell
Parksville-Qualicum	Patrick Maguire	Dilbar Rupa
Peace River North	Bill Lindsay	Jocelyn Schick
Peace River South	Anne Clayton	Mabel Torgerson
Penticton	Netta Manning	Larry Ferguson
Port Coquitlam	Elwin Mowry	Allan Olson
Port Moody-Coquitlam	Julie Brassington	Dave MacKinnon
Powell River-Sunshine Coast	Deb Lesuk	Jessica Colasanto Heather Jeal
Prince George-Mackenzie	Harry Hufty	Rory Summers
Prince George-Valemount	Lorraine Grant	Sharon Zarek
Richmond Centre	Vila Nova Carvalho	Erik Andersen
Richmond East	Colin Ayers	Julia Cheng
Richmond-Steveston	Jackie Asante	Teong Sin Kwek
Saanich North and the Islands	John Plantinga	Keith Henders
Saanich South	Sharon Schaalje	Lee Pollock
Shuswap	Ian Watt	Linda Rivard
Skeena	Marjorie Phelps	Doug MacKay
Stikine	Don McMillan	Lynn Christie
Surrey-Cloverdale	Carol Wyatt	May Taylor
Surrey-Fleetwood	Gerry Della Mattia	Carl Zawaduk
Surrey-Green Timbers	Eldon Bruce	Donna Toews
Surrey-Newton	Gil Mervyn	Laurel Pokoyski
Surrey-Panorama	Baljit Grewal	Brenda Blair
Surrey-Tynehead	Graham Leask	Rana Malhi
Surrey-Whalley	Doug Neale	Bill Nunas
Surrey-White Rock	Neil Jangula	Doug Nevard
Vancouver-Fairview	Jane Denton	Gillian Holter
Vancouver-False Creek	Wayne Collinge	Joan Fogarty
Vancouver-Fraserview	Ben Aissa	Susan Viccars

Electoral district	District Electoral Officer	Deputy District Electoral Officer(s)
Vancouver-Hastings	Joe Dang	Melvin Chin
Vancouver-Kensington	Mary Ann Fowler	Karen Low Ah Kee
Vancouver-Kingsway	Peter Walton	Madhavee Inamdar
Vancouver-Langara	Colleen Miller	Irene Clarkson
Vancouver-Mount Pleasant	Kathleen MacKinnon	Elsbeth Sage
Vancouver-Point Grey	Jan Pierce	Ulrike Radermacher
Vancouver-Quilchena	Chris Roberts	Lucy Chan-Ng Dana Urban
Vancouver-West End	Donna Celle	Carol McMehen
Vernon-Monashee	Janice Mori	Sharon Morrison
Victoria-Beacon Hill	Myles Livingstone	Vicki Bishop
Victoria-Swan Lake	Colin Green	Eric Burkle
West Vancouver-Capilano	Tom Kirk	Marlene McGunigal
West Vancouver-Sea to Sky	Mohammad Afsar	Linda Arnold Jane Kellett
Westside-Kelowna	Carol Hall	Art Perry

Voter registration

An accurate and current voters list is critical to the successful administration of provincial electoral events. To ensure a high-quality voters list for the 39th Provincial General Election, Elections BC employed a comprehensive enumeration strategy.

Between February 2, 2009 and April 14, 2009 (Writ Day), Elections BC mailed customized letters to nearly two million residential addresses. The letters called on eligible voters to take action by registering as new voters or by confirming and updating existing voter registrations at their residence. Voters were also encouraged to remove voters who no longer resided at their residence, thus improving the quality of the voters list. Voter registration services were available by phone, through the Online Voter Registration service, by fax or in person at a Service BC office or at Elections BC's Victoria headquarters.

The mail-based enumeration was supported by targeted outreach activities to groups who have historically been under-represented on the voters list. Elections BC staff visited homeless shelters, social services agencies and long-term care facilities to register eligible voters, update voter records and provide information about voting opportunities. Elections BC also hired liaison officers to engage British Columbia's youth and Aboriginal communities, and designed enumeration stickers to attach to computer monitors at public libraries, Service BC offices and post-secondary institutions. The enumeration was accompanied by a comprehensive advertising campaign on radio, television and the Internet.

From the beginning of the enumeration until Writ Day, 39,864 new voters were added to the voters list. A further 48,219 voter registrations were updated or confirmed, while 55,349 voters were removed. A total of 2,946,268 voters were on the preliminary voters list.

After Writ Day, general registration remained available until Day 7 (April 21, 2009). During this period, 4,761 individuals registered to vote, 8,309 registrations were updated or confirmed and 2,854 voters were removed from the voters list. At the close of general registration, there were 2,948,175 registered voters on the revised voters list.

After Day 7, registration was only available in conjunction with voting. Voters who wished to register in conjunction with voting had to prove their identity and residence in accordance with new legislation.

There were 110,408 voter registration transactions completed in conjunction with voting, resulting in 49,368 new registrations, 58,962 updates and 2,078 removals. At the end of General Voting Day, there were 2,995,465 registered voters on the voters list, representing 92.49% of estimated eligible voters.

Table 6: Voter registration statistics

Date	Registered voters	Total change	% change	% registered*
Launch of targeted enumeration (February 2, 2009)	2,961,753	-	-	92.02%
Writ Day (April 14, 2009)	2,946,268	-15,485	-0.52%	91.32%
Close of general registration (April 21, 2009)	2,948,175	1,907	0.06%	91.38%
Close of general voting (May 12, 2009)	2,995,465	47,290	1.60%	92.49%
Total change in voter registrations		33,712	1.14%	

* Registration percentages were calculated using the most recent BC Stats eligible voter estimate available at the time. Estimates were received for January 13, 2009, April 6, 2009 and May 12, 2009.

Public information and communications

British Columbia provides voters with more opportunities to vote than any other jurisdiction in Canada. For the 39th Provincial General Election, Elections BC developed a proactive communications strategy to engage voters through a variety of media.

The communications strategy included advertising in newspapers, movie theatres and on television and radio, developing an election-specific webpage, establishing a presence on social networking websites, mailing informational pamphlets, hiring Aboriginal and youth liaison officers, distributing news releases and media advisories and operating a 1-800 information centre.

In accordance with the *Election Act*, Elections BC placed two electoral district-specific advertisements in newspapers across the province. Notices directing voters to the advertisements were included in radio and television advertising and on the Internet.

The first advertisement included information about submitting candidate nominations and the dates and voting hours for general voting and advance voting, while the second provided information about voting place locations, lists of candidates and the new voter identification requirements. A third advertisement ran immediately before General Voting Day and reminded voters to look for their Where to Vote cards in the mail.

During the campaign period, Elections BC published eight news releases and four media advisories. Earned media opportunities were developed by providing journalists with story ideas and editorials, while DEOs and their deputies, the Aboriginal and youth liaison officers and headquarters staff participated in numerous media interviews.

Between April 15, 2009 and May 11, 2009, Elections BC played a motivational advertisement in movie theatres and on television. The advertisement, entitled "Five Days of Voting," reminded voters of the availability and convenience of advance and general voting.

Elections BC also created a general election webpage that was updated over the course of the campaign period to reflect candidate nominations, new voter identification requirements, platform statements from the registered political parties that endorsed candidates and voting results. The Know Your Electoral District website application was updated to provide lists of candidates, DEO office contact information and voting place addresses for each electoral district. An online request form allowed voters to directly request a mail-in voting package.

Elections BC's website continues to be a primary resource for voters, the media and other clients seeking provincial electoral information. The website received 283,885 visitors during the campaign period (an average of 9,789 per day), with 47,582 visits on General Voting Day.

To expand its online presence, Elections BC established profiles on the social networking websites Facebook, LinkedIn and Twitter. By broadening the scope of its communications beyond traditional media, Elections BC sought to spread awareness of the 39th General Election among voters who use the Internet as their primary source for news.

Elections BC signed a service agreement with Service BC to operate a 1-800 call centre between February 2, 2009 and May 13, 2009. Until May 5, 2009, operators were available weekdays from 8:00 a.m. to 8:00 p.m., and Saturdays from 10:00 a.m. to 4:00 p.m. Between May 6, 2009 and May 12, 2009, operators were available every day from 7:00 a.m. to 9:00 p.m., except for Sunday May 10, when they answered calls from 10:00 a.m. to 4:00 p.m. Operators provided information on a wide variety of election, referendum and enumeration topics, and processed voter registration applications over the phone. During the 29 day campaign period, the 1-800 call centre answered 48,529 calls.

Between April 24, 2009 and April 28, 2009, an unaddressed colour pamphlet was delivered to every household in the province. The pamphlet was designed to provide voters with all the information they required in order to vote. It contained information about registering as a voter in conjunction with voting, the new identification requirements and the vouching process, the new electoral districts, and where to find candidate lists and voting place locations. The pamphlet also provided information about the 2009 Referendum on Electoral Reform, including maps of provincial electoral districts under the existing and proposed electoral systems.

To ensure voters were aware of voting opportunities, a Where to Vote card was mailed to every registered voter. Delivered prior to the beginning of advance voting, the card indicated the voter's electoral district and voting area of residence, the dates, times and locations for advance voting and the date, time and location of the voter's assigned general voting place.

Nomination of candidates

To be nominated as a candidate for election as an MLA, an individual must be qualified under the *Constitution Act* and the *Election Act* and file either a standing nomination or an ordinary nomination.

Standing nominations for a fixed-date general election may be filed with the Chief Electoral Officer at any time until the end of the day before Writ Day. Ordinary nominations may only be filed between the time the election is called and 1 p.m. (Pacific time) on Day 10. Ordinary nomination documents must be submitted to the DEO for the electoral district in which a nominee is seeking election.

Nominations must be signed by at least 75 voters who reside in the electoral district and accompanied by a \$250 deposit. An individual does not become a candidate until their nomination has been accepted, and a certificate of candidacy has been issued. Certificates of candidacy for standing nominations are not issued until Writ Day.

For the 39th Provincial General Election, the scheduled end of the standing nomination period was on a holiday. Therefore, the standing nomination period was extended to the end of the following day (Writ Day). The ordinary nomination period closed at 1 p.m. (Pacific time) on Friday, April 24, 2009. There were 346 candidates nominated, representing 15 of the 32 registered political parties. Of the 346 candidates, 159 (46%) filed standing nominations. On April 30, 2009, an independent candidate in the electoral district of Delta South withdrew, resulting in 345 candidates for election.

Table 7: Candidates for election by affiliation

Affiliation	Ballot name	Abbreviation	Candidates
British Columbia Liberal Party	BC Liberal Party	LIB	85
BC NDP	BC NDP	NDP	85
BC Refederation Party	BC Refed	REFD	22
Reform Party of British Columbia	BC Reform	RP	4
British Columbia Marijuana Party	British Columbia Marijuana Party	BCM	1
Communist Party of BC	Communist Party of BC	COMM	3
British Columbia Conservative Party	Conservatives	CP	24
Green Party Political Association of British Columbia	Green Party of BC	GP	85
British Columbia Libertarian Party	Libertarian	LBN	6
Nation Alliance Party	N.A.P.	NAP	2
People's Front	People's Front	PF	4
The Sex Party	The Sex Party	SEX	3
Western Canada Concept Party of BC	Western Canada Concept	WCC	1
Work Less Party of British Columbia	Work Less Party	WLP	2
Your Political Party of BC	YPP-of-BC	YPBC	2
Independent	Independent	IND	14
No Affiliation			2

Voting

The *Election Act* provides British Columbians with numerous voting opportunities. While most voters continue to cast their ballots on General Voting Day, other voting opportunities are growing increasingly popular.

Advance voting is available to all voters from 8:00 a.m. to 8:00 p.m. on the Wednesday, Thursday, Friday and Saturday before General Voting Day. Voters who are unable to attend their assigned voting place on General Voting Day may vote, under absentee provisions, at any other voting opportunity in the province. Beginning on Writ Day, qualified voters may vote in the office of the DEO or by mail. The *Election Act* permits DEOs to establish special voting opportunities for voters who may be unable to vote at other voting opportunities.

For the 39th Provincial General Election, voters were required to accept both an election ballot and a referendum ballot at every voting opportunity. However, some voters did not return both ballots. As such, participation rates differ between the election and the referendum. For the number of voters who used each voting opportunity in the referendum, see the *Statement of Votes, Referendum on Electoral Reform, May 12, 2009*.

Table 8: Votes considered by voting opportunity

Voting opportunity	Section of <i>Election Act</i>	Votes considered	% of total votes considered
General voting	s. 96	1,258,880	76.22%
Advance voting	s. 97	290,220	17.57%
Special voting	s. 98	7,183	0.43%
Absentee voting in electoral district	s. 99	49,876	3.02%
Absentee voting out of electoral district	s. 100	12,191	0.74%
Absentee advance voting	s. 101	3,997	0.25%
Alternative absentee voting (in DEO office)	s. 104	14,675	0.89%
Alternative absentee voting (voting by mail)	s. 106	3,520	0.21%
Rejected ballots		11,025	0.67%
Total votes considered		1,651,567	100.00%

Counting

Ordinary ballots from advance voting and general voting are counted at the initial count, conducted following the close of voting on General Voting Day. Ballots contained in certification envelopes from other voting opportunities, such as absentee voting and special voting, are considered at the final count. The final count is also when the results of an election are determined based on the combined votes accepted during the initial count and the final count.

The final count begins on Day 41, 13 days after General Voting Day. This allows enough time for absentee ballots contained in certification envelopes to be delivered to the appropriate DEO. The final count is held in the district electoral office and may continue for up to three days.

If a candidate or their official agent believes that counting errors occurred during the initial count, or if the difference between the leading candidate and the next candidate is less than 100 votes, the candidate or their official agent may request that the DEO recount some or all of the ballots considered in the initial count as part of the final count. The request for a DEO recount must be made in writing within three days after General Voting Day.

The final count began in every electoral district on May 25, 2009. A recount of the initial count was requested in two electoral districts: Cariboo-Chilcotin and Delta South. Following the final count in both electoral districts, the leading candidate after the initial count on General Voting Day changed. This was a result of the addition of absentee ballots, as well as the correction of errors made during the initial count.

Table 9: Results after the initial count and after the final count

Electoral district	Candidate	Affiliation	Results after	
			Initial count	Final count
Cariboo-Chilcotin	Donna Barnett	LIB	5,791	6,259
	Charlie Wyse	NDP	5,814	6,171
Delta South	Vicki Huntington	IND	9,617	9,977
	Wally Oppal	LIB	9,620	9,945

If a candidate or voter believes that counting errors occurred during the initial or final count, the candidate or voter may apply to the Supreme Court for a judicial recount. The application must be made within six days of the declaration of official results at the conclusion of the final count.

No applications for a judicial recount were made in Cariboo-Chilcotin following the final count. Accordingly, on June 3, 2009, the DEO of Cariboo-Chilcotin returned the writ certifying the election of Donna Barnett. Writs were also returned on that date for 83 other electoral districts.

In Delta South, however, a judicial recount was necessary due to the small margin between the top two candidates. Section 139(5)(b) of the *Election Act* requires a DEO to make an application to the Supreme Court for a judicial recount if, after the final count, the two leading candidates are separated by less than 1/500 of the total ballots considered. In Delta South, the separation between the leading candidates was 32 votes, less than 1/500 (47 votes) of the 23,477 ballots considered.

Conducted by Madame Justice Wedge on June 1 and 2, 2009, the judicial recount upheld the results of the final count in Delta South, confirming the election of Vicki Huntington. Following a two day appeal period in which no appeal was filed, the DEO returned the writ on June 5, 2009, marking the end of the election period for the 39th Provincial General Election.

Statement of Votes
39th Provincial General Election

Section 2
Summary of results

Summary of results

The following pages contain summaries of the results of the 39th Provincial General Election by registered political party, candidate and electoral district. Registered political parties are listed in alphabetical order by their ballot name. Please note that all data has been reviewed and corrected, if necessary, to ensure it accurately reflects the results as determined by election officials during initial and final count.

Table 10: Summary of results by affiliation

Affiliation	Abbreviation	Total valid votes	% of popular vote	Candidates elected
BC Liberal Party	LIB	751,661	45.82%	49
BC NDP	NDP	691,564	42.15%	35
Conservatives	CP	34,451	2.10%	0
Green Party of BC	GP	134,616	8.21%	0
Independent	IND	17,253	1.05%	1
Other affiliations*	-	10,997	0.67%	0
Total		1,640,542	100%	85

* BC Marijuana Party (BCM)
 BC Refed (REFD)
 BC Reform (RP)
 Communist Party of BC (COMM)
 Libertarian (LBN)
 N.A.P. (NAP)
 People's Front (PF)
 The Sex Party (SEX)
 Western Canada Concept (WCC)
 Work Less Party (WLP)
 YPP-of-BC (YPBC)
 No Affiliation

Table 11: Summary of results by candidate

Elected candidates are shown in **bold** type.
*Member of the 38th Parliament.

58 Members of the 38th Parliament were elected to the 39th Parliament.

Electoral district	Candidate ballot name	Affiliation	Total valid votes	% of popular vote
Abbotsford-Mission	Randy Hawes*	LIB	10,371	58.36%
	Lynn Perrin	NDP	5,788	32.57%
	Bill Walsh	GP	1,611	9.07%
Abbotsford South	Daniel Stephen Bryce	GP	1,244	7.61%
	Gurcharan Dhaliwal	CP	1,019	6.23%
	Tim Lee Felger	IND	334	2.04%
	Bonnie Jasiver Rai	NDP	4,197	25.65%
	John van Dongen*	LIB	9,566	58.47%
Abbotsford West	Dalbir Benipal	CP	1,043	6.48%
	Michael G. de Jong*	LIB	8,992	55.81%
	Karen Marie Durant	GP	970	6.02%
	Taranjit Purewal	NDP	5,106	31.69%
Alberni-Pacific Rim	Scott Kenneth Fraser*	NDP	10,488	59.36%
	Dallas Kenneth Jack Hills	REFD	250	1.42%
	Paul Musgrave	GP	1,324	7.49%
	Dianne St. Jacques	LIB	5,605	31.73%
Boundary-Similkameen	Joe Cardoso	CP	3,596	20.16%
	Bob Grieve	GP	1,691	9.48%
	Lakhvinder Jhaj	NDP	5,870	32.91%
	John Slater	LIB	6,681	37.45%
Burnaby-Deer Lake	Kathy Corrigan	NDP	8,103	48.75%
	G. Bruce Friesen	GP	928	5.58%
	John Nuraney*	LIB	7,591	45.67%
Burnaby-Edmonds	Dan Cancade	LBN	493	2.96%
	Raj Chouhan*	NDP	8,647	51.94%
	Carrie McLaren	GP	1,122	6.74%
Burnaby-Lougheed	Lee Alexander Rankin	LIB	6,385	38.36%
	Harry Bloy*	LIB	9,207	48.45%
	Helen H. S. Chang	GP	1,285	6.76%
	Jaynie Clark	NDP	8,511	44.79%

Electoral district	Candidate ballot name	Affiliation	Total valid votes	% of popular vote
Burnaby North	Richard T. Lee*	LIB	9,880	48.19%
	Doug Perry	GP	1,292	6.30%
	Mondee Redman	NDP	9,332	45.51%
Cariboo-Chilcotin	Donna Barnett	LIB	6,259	47.85%
	Elli Taylor	GP	650	4.97%
	Charlie Wyse*	NDP	6,171	47.18%
Cariboo North	Bruce Ernst	LIB	6,501	45.95%
	Douglas Gook	GP	643	4.54%
	Bob Simpson*	NDP	7,004	49.51%
Chilliwack	Benjamin Besler	CP	2,672	14.65%
	Fraea Bolding	GP	1,523	8.35%
	Mason Goulden	NDP	5,908	32.39%
	John Les*	LIB	8,138	44.61%
Chilliwack-Hope	Guy Durnin	GP	951	5.64%
	Hans Mulder	CP	1,198	7.10%
	Dorothy-Jean O'Donnell	PF	93	0.55%
	Gwen O'Mahony	NDP	5,638	33.43%
	Barry Penner*	LIB	8,985	53.28%
Columbia River-Revelstoke	Norm Macdonald*	NDP	7,419	55.29%
	Mark McKee	LIB	5,093	37.95%
	Sarah Svensson	GP	907	6.76%
Comox Valley	Paula Berard	REFD	266	0.90%
	Barbara Biley	PF	120	0.41%
	Hazel Lennox	GP	2,577	8.78%
	Leslie McNabb	NDP	12,508	42.61%
	Don McRae	LIB	13,886	47.30%
Coquitlam-Burke Mountain	Jared Evans	GP	907	5.96%
	Paul Geddes	LBN	266	1.75%
	Douglas Horne	LIB	8,644	56.83%
	Heather McRitchie	NDP	5,393	35.46%
Coquitlam-Maillardville	Dennis John Marsden	LIB	9,145	44.64%
	Stephen Reid	GP	1,040	5.08%
	Doug Stead	IND	481	2.35%
	Diane Thorne*	NDP	9,818	47.93%

Electoral district	Candidate ballot name	Affiliation	Total valid votes	% of popular vote
Cowichan Valley	Cathy Basskin	LIB	9,258	35.71%
	Simon Lindley	GP	3,058	11.79%
	Michial Rupert Moore	REFD	139	0.54%
	Stewart Jason Murray	CP	924	3.56%
	Bill Routley	NDP	12,548	48.40%
Delta North	Guy Gentner*	NDP	10,381	50.48%
	Jeannie Lynn Kanakos	LIB	8,490	41.28%
	Matthew Laine	GP	938	4.56%
	Marc Cameron McPherson	CP	756	3.68%
Delta South	Dileep Joseph Anthony Athaide	NDP	2,940	12.52%
	Vicki Huntington	IND	9,977	42.50%
	Duane Laird	GP	555	2.36%
	Wally Oppal*	LIB	9,945	42.36%
	John William Shavluk	IND	60	0.26%
Esquimalt-Royal Roads	Maurine Karagianis*	NDP	11,514	52.92%
	Carl Edward Ratsoy	LIB	6,579	30.24%
	Jane Sterk	GP	3,664	16.84%
Fort Langley-Aldergrove	Jordan Braun	REFD	387	1.56%
	Gail Ruth Chaddock-Costello	NDP	7,492	30.23%
	Rich Coleman*	LIB	15,139	61.09%
	Travis Erbacher	GP	1,765	7.12%
Fraser-Nicola	Dian Joan Brooks	REFD	223	1.63%
	Ella Brown	LIB	5,830	42.72%
	Harry Lali*	NDP	6,703	49.12%
	Desiree Maher-Schley	GP	891	6.53%
Juan de Fuca	John Horgan*	NDP	11,520	57.21%
	James Robert Powell	GP	1,749	8.69%
	Jody Twa	LIB	6,866	34.10%
Kamloops-North Thompson	Kesten C. Broughton	WLP	124	0.59%
	Doug Brown	NDP	9,320	44.50%
	Terry Lake	LIB	9,830	46.94%
	Wayne Allen Russell	REFD	251	1.20%
	April Snowe	GP	1,418	6.77%
Kamloops-South Thompson	Maria Dobi	CP	1,090	4.68%
	Tom Friedman	NDP	8,132	34.90%
	Kevin Krueger*	LIB	12,548	53.86%
	Bev Markle	GP	1,529	6.56%

Electoral district	Candidate ballot name	Affiliation	Total valid votes	% of popular vote
Kelowna-Lake Country	Alan Clarke	IND	571	2.89%
	Ryan Fugger	GP	1,375	6.97%
	Mary-Ann Graham	CP	2,253	11.42%
	Norm Letnick	LIB	10,281	52.11%
	Matthew Reed	NDP	5,250	26.61%
Kelowna-Mission	Tisha Kalmanovitch	NDP	5,566	26.07%
	Silverado Brooks Socrates	IND	130	0.61%
	Mark Thompson	CP	2,531	11.86%
	Steve Thomson	LIB	11,506	53.90%
	Daniel Bonaventure Thorburn	REFD	51	0.24%
	Crystal Wariach	GP	1,563	7.32%
Kootenay East	Bill Bennett*	LIB	8,404	51.21%
	Wilf Hanni	CP	1,612	9.82%
	Troy Sebastian	NDP	5,844	35.62%
	Jennifer Tsuida	GP	549	3.35%
Kootenay West	Brenda Binnie	LIB	4,072	22.38%
	Katrine Conroy*	NDP	12,126	66.65%
	Zachary Eric Crispin	COMM	204	1.13%
	Andy Morel	GP	1,791	9.84%
Langley	Ron Abgrall	GP	1,793	7.64%
	Mary Polak*	LIB	13,282	56.55%
	Kathleen Stephany	NDP	8,411	35.81%
Maple Ridge-Mission	Mike Bocking	NDP	8,734	45.38%
	Marc H. J. Dalton	LIB	8,802	45.73%
	Mike Gildersleeve	GP	1,387	7.21%
	Ian Anthony Vaughan	RP	325	1.68%
Maple Ridge-Pitt Meadows	Jay Ariken	REFD	140	0.68%
	Robert Hornsey	GP	1,149	5.53%
	Chum Richardson	IND	202	0.97%
	Michael Sather*	NDP	9,772	47.07%
	Ken Stewart	LIB	9,498	45.75%
Nanaimo	Dirk Becker	GP	2,035	9.14%
	Leonard Krog*	NDP	11,878	53.33%
	Jeet Manhas	LIB	8,086	36.31%
	Linden Robert Shaw	REFD	272	1.22%

Electoral district	Candidate ballot name	Affiliation	Total valid votes	% of popular vote
Nanaimo-North Cowichan	Ronald James Fuson	REFD	271	1.15%
	Ian Elliott Gartshore	GP	2,135	9.00%
	Rob Hutchins	LIB	8,426	35.52%
	Doug Routley*	NDP	12,888	54.33%
Nechako Lakes	Byron Robert Goerz	NDP	3,133	35.29%
	Gerard Michael Riley	GP	559	6.30%
	John Rustad*	LIB	4,949	55.76%
	Mike Summers	REFD	235	2.65%
Nelson-Creston	David Duncan	CP	1,083	6.55%
	Sean McGeorge Kubara	GP	1,189	7.20%
	Michelle Mungall	NDP	9,060	54.83%
	Josh Smienk	LIB	5,191	31.42%
New Westminster	Dawn Black	NDP	13,418	56.36%
	Matthew Laird	GP	2,151	9.03%
	Carole Dorothy Millar	LIB	8,240	34.61%
North Coast	Gary Coons*	NDP	5,097	57.33%
	Lisa Girbav	GP	683	7.69%
	Herb Pond	LIB	3,110	34.98%
North Island	William Walter Mewhort	IND	333	1.46%
	Philip Stone	GP	1,670	7.32%
	Claire Felicity Trevena*	NDP	11,865	52.03%
	Marion Wright	LIB	8,937	39.19%
North Vancouver-Lonsdale	Michelle Corcos	GP	1,791	8.51%
	Ron K. Gamble	RP	232	1.10%
	Janice Harris	NDP	7,789	37.10%
	Ian McLeod	CP	862	4.11%
	Naomi Yamamoto	LIB	10,323	49.16%
North Vancouver-Seymour	Gary Bickling Hee	CP	931	4.10%
	Mo Norton	NDP	6,212	27.38%
	Daniel Quinn	GP	2,116	9.34%
	Jane Ann Thornthwaite	LIB	13,426	59.18%
Oak Bay-Gordon Head	Ida Chong*	LIB	11,877	46.53%
	Steven Johns	GP	2,330	9.13%
	Jessica Van der Veen	NDP	11,316	44.34%

Electoral district	Candidate ballot name	Affiliation	Total valid votes	% of popular vote
Parksville-Qualicum	Ron Cantelon*	LIB	13,716	51.42%
	Wayne Osborne	GP	2,573	9.64%
	Bruce Ryder	REFD	251	0.94%
	Leanne Salter	NDP	10,136	38.00%
Peace River North	Jackie Allen	NDP	1,293	13.98%
	Suzanne Arntson	REFD	58	0.62%
	Arthur A. Hadland	IND	2,899	31.33%
	Liz Logan	GP	1,010	10.92%
	Pat Pimm	LIB	3,992	43.15%
Peace River South	Grant Fraser	GP	533	7.00%
	Blair Morgan Lekstrom*	LIB	4,801	63.08%
	Pat Shaw	NDP	2,057	27.03%
	Donna Young	IND	220	2.89%
Penticton	Bill Barisoff*	LIB	10,346	43.96%
	Julius Robert Bloomfield	GP	3,685	15.66%
	Chris Delaney	CP	2,095	8.90%
	Wendy Dion	REFD	78	0.33%
	Cameron Phillips	NDP	7,331	31.15%
Port Coquitlam	Cole Bertsch	GP	994	4.89%
	Lewis Clarke Dahlby	LBN	178	0.88%
	Mike Farnworth*	NDP	11,121	54.71%
	Bernie Christoph Hiller	LIB	7,896	38.85%
	Brent Williams	YPBC	137	0.67%
Port Moody-Coquitlam	Iain Black*	LIB	9,979	52.15%
	James Filippelli	YPBC	198	1.03%
	Rebecca Helps	GP	1,261	6.59%
	Donna Vandekerkhove	REFD	82	0.43%
	Shannon Watkins	NDP	7,614	39.80%
Powell River-Sunshine Coast	Jeff Chilton	GP	1,436	6.30%
	Allen McIntyre	REFD	249	1.10%
	Dawn Miller	LIB	7,818	34.32%
	Nicholas Simons*	NDP	13,276	58.28%
	Pat Bell*	LIB	9,816	56.05%
Prince George-Mackenzie	Kevin Creamore	GP	1,245	7.11%
	Tobias Lawrence	NDP	6,452	36.84%

Electoral district	Candidate ballot name	Affiliation	Total valid votes	% of popular vote
Prince George-Valemount	Shirley Bond*	LIB	9,072	50.61%
	Julie Carew	NDP	6,737	37.58%
	Andrej Joseph DeWolf	GP	1,225	6.83%
	Gordon Wilfred Dickie	CP	780	4.35%
	Don Roberts	REFD	113	0.63%
Richmond Centre	Kam Brar	NDP	4,949	29.04%
	Kang Chen	NAP	399	2.33%
	Rob Howard	LIB	10,483	61.51%
Richmond East	Michael Wolfe	GP	1,213	7.12%
	Wei Ping Chen	NAP	419	2.27%
	Shawkat Ali Hasan	NDP	5,998	32.45%
	Stephen Rees	GP	1,211	6.55%
Richmond-Steveston	Linda Reid*	LIB	10,853	58.73%
	Barry Edward Chilton	CP	1,082	4.99%
	Jeff Hill	GP	1,491	6.88%
	Sue Wallis	NDP	5,925	27.35%
	John Yap*	LIB	13,168	60.78%
Saanich North and the Islands	Tom Bradfield	GP	3,223	11.02%
	Murray Robert Coell*	LIB	13,136	44.93%
	Gary Holman	NDP	12,878	44.05%
Saanich South	Robin Adair	LIB	11,215	45.20%
	Douglas Christie	WCC	235	0.95%
	Brian Geoffrey Gordon	GP	1,664	6.71%
	Lana Popham	NDP	11,697	47.14%
Shuswap	George Malcolm Abbott*	LIB	10,764	46.62%
	Chris Charles Emery	BCM	361	1.56%
	Steve Gunner	NDP	7,051	30.54%
	Beryl Alberta Ludwig	CP	2,374	10.28%
	Michel Saab	GP	2,539	11.00%
Skeena	Robin Austin*	NDP	5,865	50.77%
	Mike Brousseau	CP	893	7.73%
	Anita Norman	GP	467	4.04%
	Donny van Dyk	LIB	4,328	37.46%
Stikine	Roger Benham	GP	375	4.43%
	Doug Donaldson	NDP	4,274	50.41%
	Scott Groves	LIB	3,829	45.16%

Electoral district	Candidate ballot name	Affiliation	Total valid votes	% of popular vote
Surrey-Cloverdale	Kevin Falcon*	LIB	13,815	62.70%
	Deborah Payment	NDP	6,567	29.81%
	Kevin Purton	GP	1,651	7.49%
Surrey-Fleetwood	Jagrup Brar*	NDP	8,852	50.15%
	Christin Geall	GP	1,120	6.35%
	Chamkaur (Cory) Sandhu	CP	818	4.63%
	Jagmohan Singh	LIB	6,860	38.87%
Surrey-Green Timbers	Sue Hammell*	NDP	10,966	72.73%
	Dan Kashagama	GP	488	3.23%
	Rani Mangat	LIB	3,624	24.04%
Surrey-Newton	Harry Bains*	NDP	10,709	68.92%
	Ajay Caleb	LIB	4,011	25.82%
	George Gidora	COMM	58	0.37%
	Trevor Loke	GP	759	4.89%
Surrey-Panorama	Stephanie Cadieux	LIB	11,820	54.26%
	Debbie Lawrance	NDP	8,675	39.82%
	Murray Weisenberger	GP	1,290	5.92%
Surrey-Tynehead	Dave Hayer*	LIB	8,814	52.50%
	Gerald Singh	GP	717	4.27%
	Pat Zanon	NDP	7,257	43.23%
Surrey-Whalley	Radhia Benalia	LIB	4,083	25.97%
	Bernadette Keenan	GP	1,189	7.56%
	Bruce Ralston*	NDP	10,453	66.47%
Surrey-White Rock	Drina Allen	NDP	6,668	27.36%
	David Charles Hawkins	RP	464	1.90%
	Gordon Hogg*	LIB	15,121	62.05%
	Don Pitcairn	GP	2,118	8.69%
Vancouver-Fairview	Norris Matthew Barens	RP	85	0.36%
	Graham Clark	IND	165	0.70%
	Alexander Frei	REFD	37	0.16%
	Margaret MacDiarmid	LIB	11,034	47.09%
	Jenn McGinn*	NDP	9,881	42.17%
	Vanessa Violini	GP	2,232	9.52%

Electoral district	Candidate ballot name	Affiliation	Total valid votes	% of popular vote
Vancouver-False Creek	Otto Grecz	REFD	27	0.16%
	Michael R. Halliday	IND	73	0.45%
	David Robert Hutchinson	CP	385	2.35%
	Damian Kettlewell	GP	2,144	13.11%
	Mary McNeil	LIB	9,223	56.40%
	Jordan Parente	NDP	4,502	27.53%
Vancouver-Fraserview	Jodie Joanna Emery	GP	904	4.67%
	Kash P. Heed	LIB	9,549	49.29%
	Andrew Stevano	REFD	118	0.61%
	Gabriel Yiu	NDP	8,801	45.43%
Vancouver-Hastings	Ryan Daniel Conroy	GP	2,012	10.28%
	Haida Lane	LIB	6,323	32.32%
	Dietrich Pajonk	SEX	99	0.51%
	Donna Petersen	PF	76	0.39%
	Shane Simpson*	NDP	10,857	55.49%
	Chris Telford	WLP	198	1.01%
Vancouver-Kensington	Mable Elmore	NDP	9,930	52.55%
	Syrus Lee	LIB	7,678	40.63%
	Doug Warkentin	GP	1,288	6.82%
Vancouver-Kingsway	Charles Boylan	PF	112	0.67%
	Adrian Dix*	NDP	9,229	55.17%
	Matt Kadioglu	LBN	171	1.02%
	Rev Warkentin	GP	699	4.18%
	Bill Yuen	LIB	6,518	38.96%
Vancouver-Langara	Helesia Luke	NDP	6,340	35.16%
	Moira Stilwell	LIB	10,615	58.87%
	J-M Toriel	GP	1,075	5.97%
Vancouver-Mount Pleasant	John T. Boychuk	GP	2,507	14.28%
	Jenny Wai Ching Kwan*	NDP	11,232	63.95%
	Peter Marcus	COMM	171	0.97%
	Sherry Darlene Wiebe	LIB	3,654	20.80%
Vancouver-Point Grey	Gordon Campbell*	LIB	11,546	50.38%
	John Ince	SEX	130	0.56%
	Stephen Kronstein	GP	2,012	8.78%
	Mel Lehan	NDP	9,232	40.28%

Electoral district	Candidate ballot name	Affiliation	Total valid votes	% of popular vote
Vancouver-Quilchena	Colin Hansen*	LIB	15,731	70.22%
	Laura-Leah Shaw	GP	2,024	9.04%
	James Young	NDP	4,646	20.74%
Vancouver-West End	Menard D. Caissy		36	0.20%
	John Clarke	LBN	196	1.12%
	Spencer Herbert*	NDP	9,926	56.51%
	Scarlett Lake	SEX	90	0.51%
	Laura McDiarmid	LIB	5,735	32.65%
Vernon-Monashee	Drina Read	GP	1,582	9.01%
	Huguette Marie Allen	GP	4,029	16.66%
	RJ Busch	REFD	76	0.31%
	Gordon Campbell		1,397	5.78%
	Eric Bailey Foster	LIB	9,015	37.27%
Victoria-Beacon Hill	Mark Steven Olsen	NDP	7,698	31.83%
	Dean Skoreyko	CP	1,972	8.15%
	Saul Andersen	IND	319	1.32%
	Dallas Henault	LIB	6,375	26.34%
	Carole James*	NDP	13,400	55.37%
Victoria-Swan Lake	Adam Saab	GP	4,106	16.97%
	Rob Fleming*	NDP	13,119	60.53%
	Jesse McClinton	LIB	5,754	26.54%
	Robert (Bob) Savage	REFD	174	0.81%
West Vancouver-Capilano	David Wright	GP	2,628	12.12%
	Tunya Audain	LBN	182	0.80%
	David Owen Marley	IND	1,489	6.57%
	Eddie Petrossian	CP	710	3.13%
	Terry Platt	NDP	3,291	14.52%
	Ralph Sultan*	LIB	15,292	67.48%
West Vancouver-Sea to Sky	Ryan Windsor	GP	1,699	7.50%
	Juliana Buitenhuis	NDP	4,214	22.90%
	Joan McIntyre*	LIB	10,101	54.91%
Westside-Kelowna	Jim Stephenson	GP	4,082	22.19%
	Tish Lakes	NDP	5,656	29.19%
	Robin Andrew McKim	GP	1,617	8.34%
	Peter Neville	CP	1,772	9.14%
	Ben Stewart	LIB	10,334	53.33%

Table 12: Summary of results by electoral district

Electoral district	CP	GP	LBN	LIB	NDP	REFD	RP	IND	OTHER*	Total valid votes	Total rejected ballots	Registered voters who voted	Total registered voters	% who voted
Abbotsford-Mission	---	1,611	---	10,371	5,788	---	---	---	---	17,770	160	17,930	34,412	52.10%
Abbotsford South	1,019	1,244	---	9,566	4,197	---	---	334	---	16,360	205	16,565	33,979	48.75%
Abbotsford West	1,043	970	---	8,992	5,106	---	---	---	---	16,111	183	16,294	30,822	52.86%
Alberni-Pacific Rim	---	1,324	---	5,605	10,488	250	---	---	---	17,667	108	17,775	30,818	57.68%
Boundary-Similkameen	3,596	1,691	---	6,681	5,870	---	---	---	---	17,838	122	17,960	28,822	62.31%
Burnaby-Deer Lake	---	928	---	7,591	8,103	---	---	---	---	16,622	156	16,778	34,488	48.65%
Burnaby-Edmonds	---	1,122	493	6,385	8,647	---	---	---	---	16,647	178	16,825	34,288	49.07%
Burnaby-Lougheed	---	1,285	---	9,207	8,511	---	---	---	---	19,003	131	19,134	35,705	53.59%
Burnaby North	---	1,292	---	9,880	9,332	---	---	---	---	20,504	178	20,682	38,404	53.85%
Cariboo-Chilcotin	---	650	---	6,259	6,171	---	---	---	---	13,080	66	13,146	20,890	62.93%
Cariboo North	---	643	---	6,501	7,004	---	---	---	---	14,148	87	14,235	23,631	60.24%
Chilliwack	2,672	1,523	---	8,138	5,908	---	---	---	---	18,241	141	18,382	36,138	50.87%
Chilliwack-Hope	1,198	951	---	8,985	5,638	---	---	---	93	16,865	95	16,960	32,709	51.85%
Columbia River-Revelstoke	---	907	---	5,093	7,419	---	---	---	---	13,419	101	13,520	24,071	56.17%
Comox Valley	---	2,577	---	13,886	12,508	266	---	---	120	29,357	141	29,498	48,367	60.99%
Coquitlam-Burke Mountain	---	907	266	8,644	5,393	---	---	---	---	15,210	133	15,343	31,397	48.87%
Coquitlam-Maillardville	---	1,040	---	9,145	9,818	---	---	481	---	20,484	137	20,621	37,342	55.22%
Cowichan Valley	924	3,058	---	9,258	12,548	139	---	---	---	25,927	97	26,024	41,612	62.54%
Delta North	756	938	---	8,490	10,381	---	---	---	---	20,565	88	20,653	34,851	59.26%
Delta South	---	555	---	9,945	2,940	---	---	10,037	---	23,477	69	23,546	34,331	68.59%
Esquimalt-Royal Roads	---	3,664	---	6,579	11,514	---	---	---	---	21,757	122	21,879	37,546	58.27%
Fort Langley-Aldergrove	---	1,765	---	15,139	7,492	387	---	---	---	24,783	140	24,923	43,243	57.63%
Fraser-Nicola	---	891	---	5,830	6,703	223	---	---	---	13,647	82	13,729	21,663	63.38%
Juan de Fuca	---	1,749	---	6,866	11,520	---	---	---	---	20,135	107	20,242	33,812	59.87%
Kamloops-North Thompson	---	1,418	---	9,830	9,320	251	---	---	124	20,943	112	21,055	38,245	55.05%
Kamloops-South Thompson	1,090	1,529	---	12,548	8,132	---	---	---	---	23,299	97	23,396	40,645	57.56%
Kelowna-Lake Country	2,253	1,375	---	10,281	5,250	---	---	571	---	19,730	89	19,819	41,947	47.25%
Kelowna-Mission	2,531	1,563	---	11,506	5,566	51	---	130	---	21,347	115	21,462	42,344	50.68%
Kootenay East	1,612	549	---	8,404	5,844	---	---	---	---	16,409	53	16,462	29,463	55.87%
Kootenay West	---	1,791	---	4,072	12,126	---	---	---	204	18,193	88	18,281	30,934	59.10%
Langley	---	1,793	---	13,282	8,411	---	---	---	---	23,486	156	23,642	42,918	55.09%
Maple Ridge-Mission	---	1,387	---	8,802	8,734	---	325	---	---	19,248	147	19,395	35,200	55.10%
Maple Ridge-Pitt Meadows	---	1,149	---	9,498	9,772	140	---	202	---	20,761	132	20,893	36,716	56.90%
Nanaimo	---	2,036	---	8,086	11,877	272	---	---	---	22,271	160	22,431	39,273	57.12%
Nanaimo-North Cowichan	---	2,135	---	8,426	12,888	271	---	---	---	23,720	142	23,862	38,832	61.45%

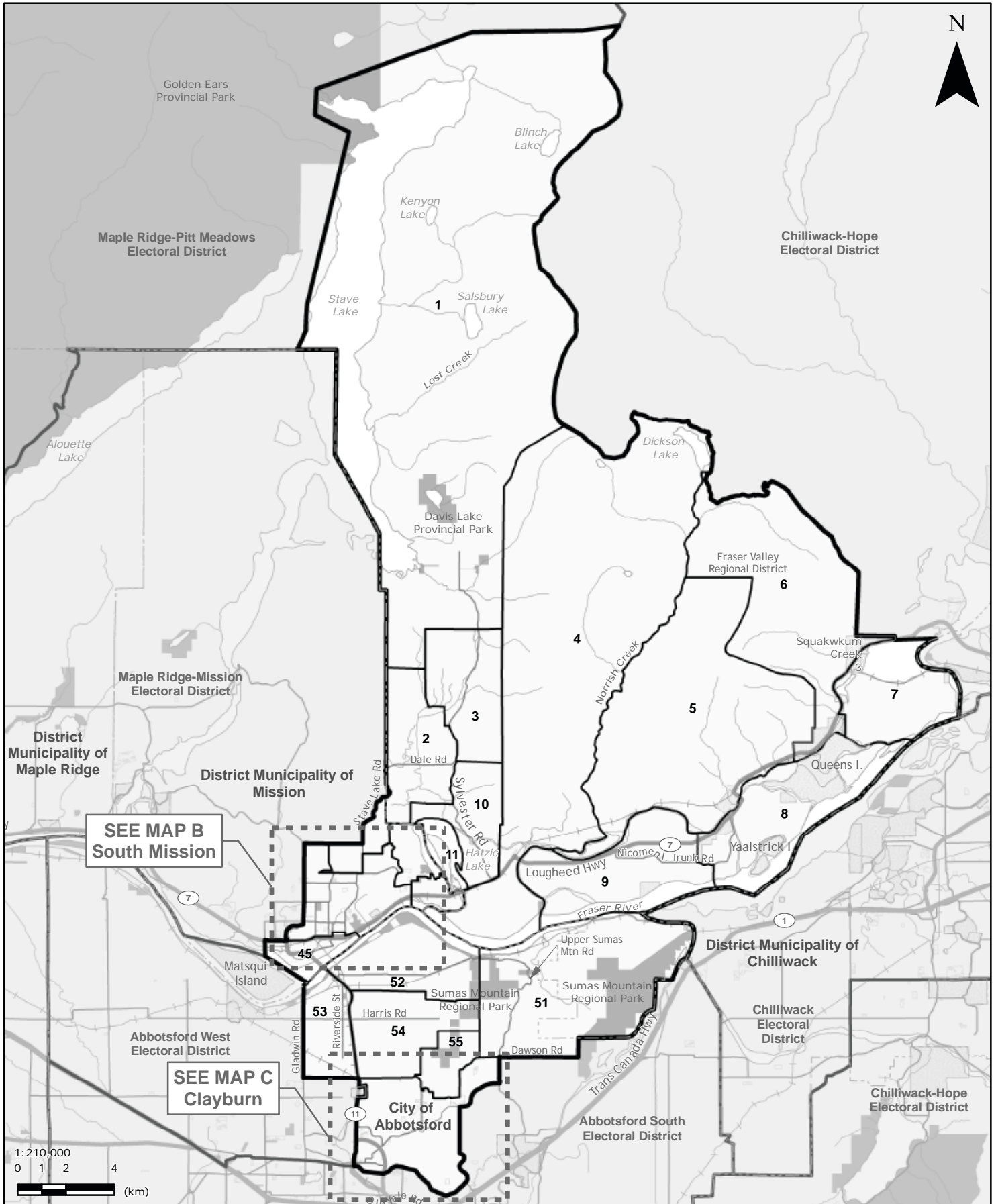
Electoral district	CP	GP	LBN	LIB	NDP	REFD	RP	IND	OTHER*	Total valid votes	Total rejected ballots	Registered voters who voted	Total registered voters	% who voted
Nechako Lakes	---	559	---	4,949	3,133	235	---	---	---	8,876	67	8,943	16,318	54.80%
Nelson-Creston	1,083	1,189	---	5,191	9,060	---	---	---	---	16,523	98	16,621	27,565	60.30%
New Westminster	---	2,151	---	8,240	13,418	---	---	---	---	23,809	137	23,946	42,765	55.99%
North Coast	---	683	---	3,110	5,097	---	---	---	---	8,890	70	8,960	15,681	57.14%
North Island	---	1,670	---	8,937	11,865	---	---	333	---	22,805	102	22,907	40,040	57.21%
North Vancouver-Lonsdale	862	1,791	---	10,323	7,789	---	282	---	---	20,997	163	21,160	38,088	55.56%
North Vancouver-Seymour	931	2,116	---	13,426	6,212	---	---	---	---	22,685	100	22,785	37,071	61.46%
Oak Bay-Gordon Head	---	2,330	---	11,877	11,316	---	---	---	---	25,523	161	25,684	38,415	66.86%
Parksville-Qualicum	---	2,573	---	13,716	10,136	251	---	---	---	26,676	131	26,807	40,805	65.70%
Peace River North	---	1,010	---	3,992	1,293	58	---	2,899	---	9,252	52	9,304	23,253	40.01%
Peace River South	---	533	---	4,801	2,057	---	---	220	---	7,611	44	7,655	17,397	44.00%
Penticon	2,095	3,685	---	10,346	7,331	78	---	---	---	23,535	114	23,649	42,109	56.16%
Port Coquitlam	---	994	178	7,896	11,121	---	---	---	137	20,326	106	20,432	37,009	55.21%
Port Moody-Coquitlam	---	1,261	---	9,979	7,614	82	---	---	198	19,134	102	19,236	33,487	57.44%
Powell River-Sunshine Coast	---	1,436	---	7,818	13,276	249	---	---	---	22,779	102	22,881	36,304	63.03%
Prince George-Mackenzie	---	1,245	---	9,816	6,452	---	---	---	---	17,513	158	17,671	32,913	53.69%
Prince George-Valemount	780	1,225	---	9,072	6,737	113	---	---	---	17,927	114	18,041	34,727	51.95%
Richmond Centre	---	1,213	---	10,483	4,949	---	---	---	399	17,044	166	17,210	42,007	40.97%
Richmond East	---	1,211	---	10,853	5,998	---	---	---	419	18,481	184	18,665	41,331	45.16%
Richmond-Steveston	1,082	1,491	---	13,168	5,925	---	---	---	---	21,666	167	21,833	42,336	51.57%
Saanich North and the Islands	---	3,223	---	13,136	12,878	---	---	---	---	29,237	158	29,395	43,989	66.82%
Saanich South	---	1,664	---	11,215	11,697	---	---	---	235	24,811	164	24,975	37,612	66.40%
Shuswap	2,374	2,539	---	10,764	7,051	---	---	---	361	23,089	79	23,168	40,773	56.82%
Skeena	893	467	---	4,328	5,865	---	---	---	---	11,553	64	11,617	21,066	55.15%
Stikine	---	375	---	3,829	4,274	---	---	---	---	8,478	94	8,572	13,131	65.28%
Surrey-Cloverdale	---	1,651	---	13,815	6,567	---	---	---	---	22,033	125	22,158	40,268	55.03%
Surrey-Fleetwood	818	1,120	---	6,860	8,852	---	---	---	---	17,650	178	17,828	33,039	53.96%
Surrey-Green Timbers	---	488	---	3,624	10,966	---	---	---	---	15,078	157	15,235	29,799	51.13%
Surrey-Newton	---	759	---	4,011	10,709	---	---	---	58	15,537	119	15,656	30,628	51.12%
Surrey-Panorama	---	1,290	---	11,820	8,675	---	---	---	---	21,785	154	21,939	38,685	56.71%
Surrey-Tynehead	---	717	---	8,814	7,257	---	---	---	---	16,788	131	16,919	34,037	49.71%
Surrey-Whalley	---	1,189	---	4,083	10,453	---	---	---	---	15,725	176	15,901	33,557	47.39%
Surrey-White Rock	---	2,118	---	15,121	6,668	---	464	---	---	24,371	116	24,487	39,598	61.84%
Vancouver-Fairview	---	2,232	---	11,034	9,881	37	85	165	---	23,434	152	23,586	41,748	56.50%
Vancouver-False Creek	385	2,144	---	9,223	4,502	27	---	73	---	16,354	118	16,472	34,211	48.15%

Electoral district	CP	GP	LBN	LIB	NDP	REFD	RP	IND	OTHER*	Total valid votes	Total rejected ballots	Registered voters who voted	Total registered voters	% who voted
Vancouver-Fraserview	---	904	---	9,549	8,801	118	---	---	---	19,372	175	19,547	38,262	51.09%
Vancouver-Hastings	---	2,012	---	6,323	10,857	---	---	---	373	19,565	163	19,728	39,006	50.58%
Vancouver-Kensington	---	1,288	---	7,678	9,930	---	---	---	---	18,896	210	19,106	36,755	51.98%
Vancouver-Kingsway	---	699	171	6,518	9,229	---	---	---	112	16,729	215	16,944	36,057	46.99%
Vancouver-Langara	---	1,075	---	10,615	6,340	---	---	---	---	18,030	167	18,197	38,142	47.71%
Vancouver-Mount Pleasant	---	2,507	---	3,654	11,232	---	---	---	171	17,564	218	17,782	38,267	46.47%
Vancouver-Point Grey	---	2,012	---	11,546	9,232	---	---	---	130	22,920	134	23,054	41,181	55.98%
Vancouver-Quilchena	---	2,024	---	15,731	4,646	---	---	---	---	22,401	127	22,528	39,067	57.67%
Vancouver-West End	---	1,582	196	5,735	9,926	---	---	---	126	17,565	96	17,661	35,370	49.93%
Vernon-Monashee	1,972	4,029	---	9,015	7,698	76	---	---	1,397	24,187	213	24,400	45,410	53.73%
Victoria-Beacon Hill	---	4,106	---	6,375	13,400	---	---	319	---	24,200	167	24,367	42,615	57.18%
Victoria-Swan Lake	---	2,628	---	5,754	13,119	174	---	---	---	21,675	153	21,828	38,359	56.90%
West Vancouver-Capilano	710	1,699	182	15,292	3,291	---	---	1,489	---	22,663	109	22,772	39,288	57.96%
West Vancouver-Sea to Sky	---	4,082	---	10,101	4,214	---	---	---	---	18,397	130	18,527	34,911	53.07%
Westside-Kelowna	1,772	1,617	---	10,334	5,656	---	---	---	---	19,379	107	19,486	41,155	47.35%
Total	34,451	134,616	1,486	751,661	691,564	3,748	1,106	17,253	4,657	1,640,542	11,025	1,651,567	2,995,465	55.14%

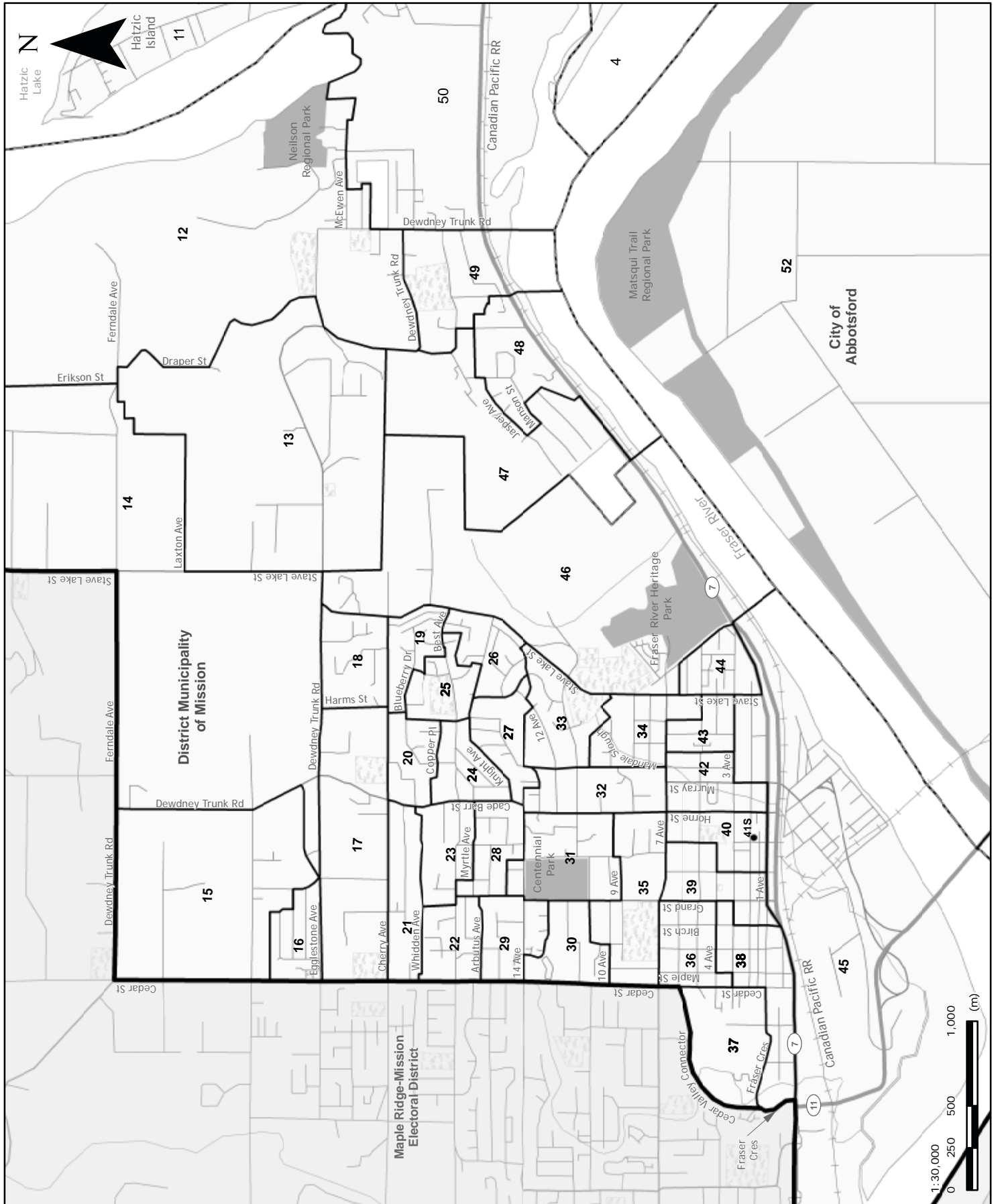
* BC Marijuana Party (BCM), Communist Party of BC (COMM), Nation Alliance Party (NAP), People's Front (PF), The Sex Party (SEX), Western Canada Concept (WCC), Work Less Party (WLP), Your Party (YPBC), No Affiliation

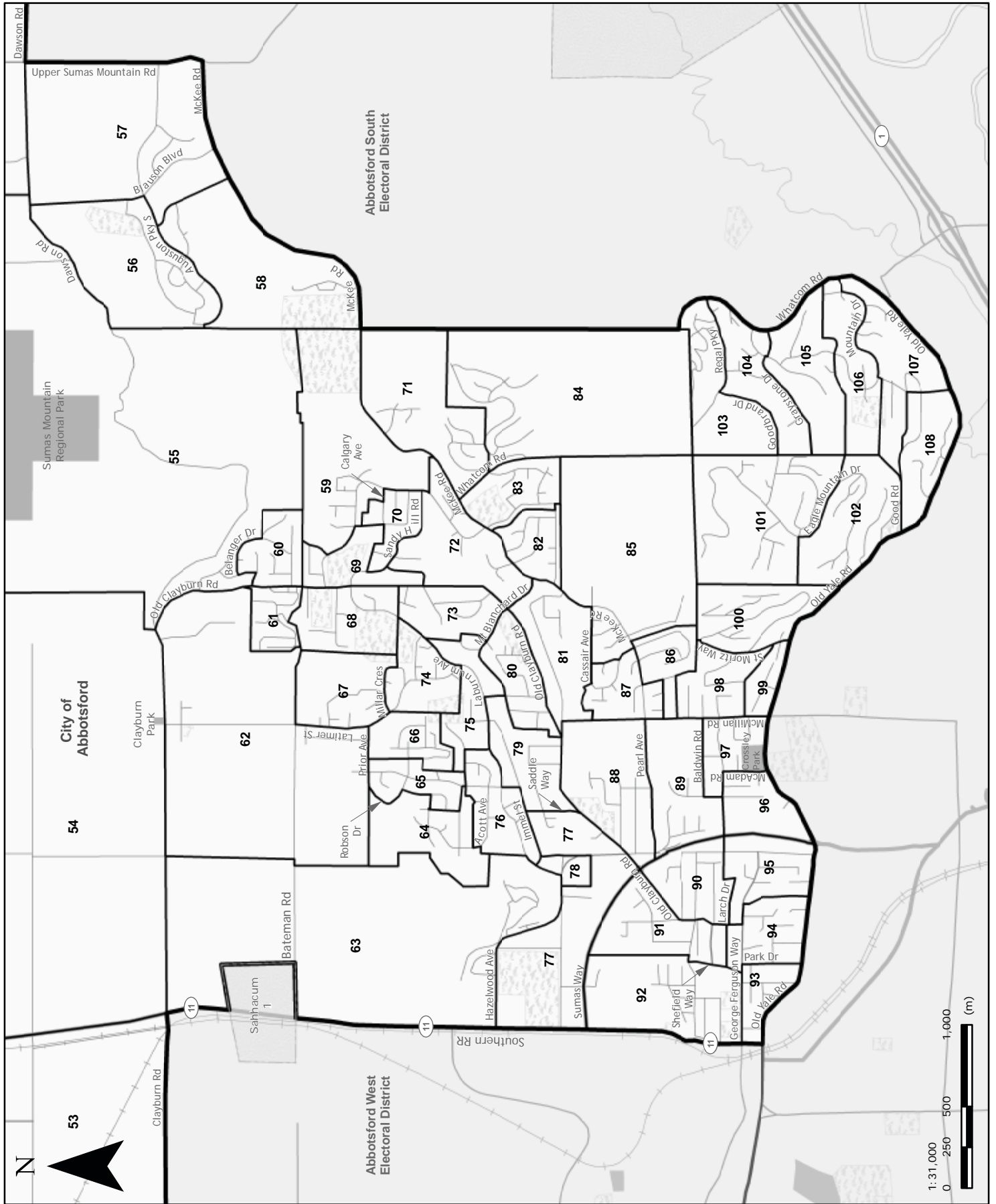
Statement of Votes
39th Provincial General Election

Section 3
Voting results by voting area



**Abbotsford-Mission (ABM)
MAP B - South Mission**





Abbotsford-Mission (ABM)
Voting results by voting area

Statement of Votes
 39th Provincial General Election
 May 12, 2009

	Randy Hawes	Lynn Perrin	Bill Walsh	Total valid votes	Rejected ballots	Registered voters
	LIB	NDP	GP			
Advance voting						
Abbotsford Seniors Association Community Centre	694	192	77	963	5	
Lequemel Community Hall	22	37	6	65	0	
Matsqui Evangelical Lutheran Church	69	27	1	97	1	
Northside Community Church	123	66	5	194	1	
Sikh Gurdawara Temple	58	38	5	101	2	
St. Andrew's United Church	432	464	81	977	8	
General voting						
Voting area						
1	40	38	17	95	0	235
2	68	60	14	142	0	282
3	79	65	12	156	1	299
4	79	36	11	126	0	244
5	43	63	19	125	0	306
6	43	81	25	149	1	316
7	35	40	18	93	0	227
8	64	55	9	128	1	293
9	57	38	14	109	0	206
10	74	46	5	125	1	276
11	80	71	13	164	7	382
12	95	59	14	168	3	337
13	75	54	13	142	0	322
14	71	55	7	133	0	307
15	71	35	10	116	0	287
16	58	47	11	116	0	377
17	46	64	7	117	0	370
18	77	32	20	129	0	336
19	93	47	12	152	1	354
20	51	66	8	125	1	313
21	70	47	11	128	0	315
22	39	69	13	121	1	337
23	46	63	13	122	0	336
24	66	55	10	131	2	327
25	69	67	17	153	0	311
26	78	52	0	130	0	352
27	61	65	15	141	0	319
28	45	44	11	100	2	334
29	42	51	6	99	0	311
30	32	59	13	104	0	322
31	45	52	13	110	1	309
32	63	57	19	139	0	353
33	68	64	14	146	1	358
34	59	51	11	121	0	351
35	34	71	7	112	2	299
36	34	57	9	100	1	306
37	30	36	8	74	0	266
38	41	37	14	92	1	324
39	56	59	9	124	1	343
40 *1	62	57	16	135	3	294

Abbotsford-Mission (ABM)
Voting results by voting area

Voting area (continued)	Randy Hawes	Lynn Perrin	Bill Walsh	Total valid votes	Rejected ballots	Registered voters
	LIB	NDP	GP			
41S *1	-	-	-	-	-	70
42	52	52	15	119	1	315
43	43	43	5	91	0	300
44	48	55	13	116	0	313
45	26	50	10	86	0	335
46	64	63	11	138	1	308
47	72	54	14	140	0	358
48	57	51	5	113	0	348
49	73	86	17	176	1	330
50	80	64	11	155	1	341
51	93	31	17	141	1	274
52	112	45	4	161	1	344
53	108	42	14	164	2	353
54	131	43	10	184	1	353
55	72	14	9	95	1	264
56	95	47	15	157	2	312
57	142	45	22	209	1	443
58	107	32	11	150	3	280
59	133	21	15	169	0	407
60	97	37	11	145	0	331
61	114	21	7	142	2	267
62	75	22	9	106	1	256
63	110	32	12	154	1	345
64	100	45	11	156	0	358
65	86	36	18	140	0	292
66	97	27	8	132	0	293
67	76	41	5	122	0	313
68	127	26	8	161	0	359
69	100	44	20	164	2	313
70	100	29	16	145	0	297
71	134	31	23	188	0	403
72	107	30	13	150	0	334
73	124	34	14	172	5	351
74	123	32	14	169	0	348
75	100	36	14	150	1	338
76	88	33	12	133	1	342
77	77	41	7	125	1	300
78	63	33	7	103	2	293
79	74	26	8	108	0	343
80	124	50	15	189	1	332
81	69	27	20	116	1	334
82	75	42	20	137	0	310
83	148	26	5	179	0	360
84	125	19	7	151	2	339
85	58	30	5	93	0	297
86	83	29	11	123	2	308
87	100	35	6	141	0	331
88	81	34	12	127	1	313
89	73	24	11	108	0	326
90	89	39	15	143	3	328

Abbotsford-Mission (ABM)
Voting results by voting area

Statement of Votes
 39th Provincial General Election
 May 12, 2009

	Randy Hawes	Lynn Perrin	Bill Walsh	Total valid votes	Rejected ballots	Registered voters
Voting area (continued)	LIB	NDP	GP			
91	96	34	16	146	0	349
92	46	32	15	93	2	297
93	54	34	17	105	1	297
94	88	29	11	128	0	354
95	63	38	16	117	0	303
96	59	18	3	80	0	308
97	60	36	17	113	0	334
98	57	40	5	102	0	357
99	27	30	19	76	2	301
100	79	29	20	128	0	370
101	121	10	7	138	1	336
102	106	19	11	136	0	337
103	121	23	7	151	0	312
104	120	20	8	148	2	324
105	133	25	10	168	3	328
106	114	32	15	161	0	293
107	106	31	13	150	1	287
108	79	25	12	116	1	287
Sub totals	9,771	5,343	1,467	16,581	103	34,412
s. 98 Special	9	6	2	17	1	
s. 99 Absentee - in ED	366	336	99	801	15	
s. 100 Absentee - out of ED	123	63	26	212	34	
s. 101 Absentee - advance	34	3	6	43	2	
s. 104 Voting in DEO office	61	33	8	102	5	
s. 106 Voting by mail	7	4	3	14	0	
Grand totals	10,371	5,788	1,611	17,770	160	34,412
% of valid votes	58.36%	32.57%	9.07%			

Summary

Valid votes - General and advance	16,581	93.31%	Total valid votes
s. 98 Special	17	0.10%	Total valid votes
s. 99 Absentee - in ED	801	4.51%	Total valid votes
s. 100 Absentee - out of ED	212	1.19%	Total valid votes
s. 101 Absentee - advance	43	0.24%	Total valid votes
s. 104 Voting in DEO office	102	0.57%	Total valid votes
s. 106 Voting by mail	14	0.08%	Total valid votes

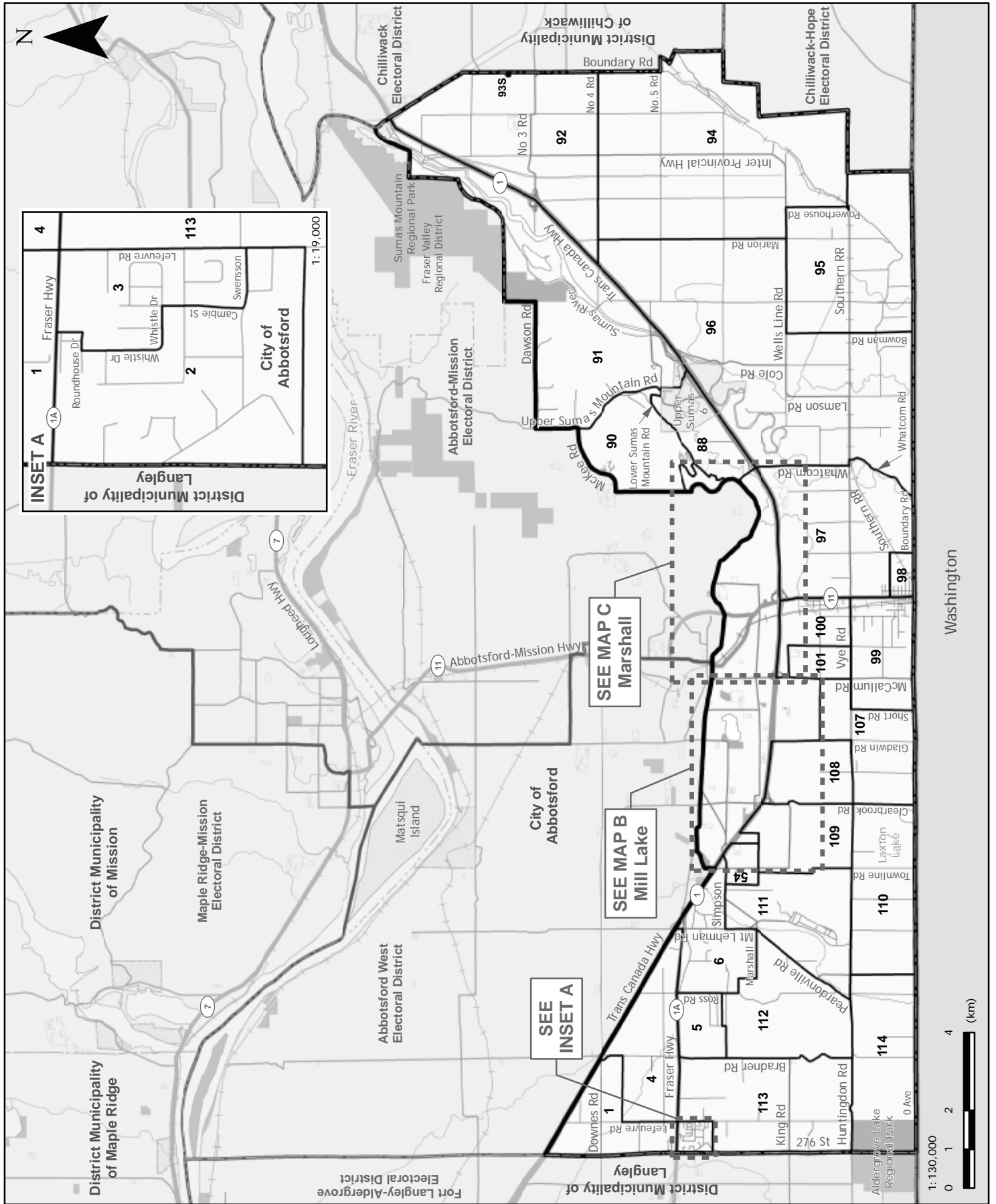
Total valid votes 17,770

Rejected ballots 160 0.89% Ballots cast
 Registered voters who voted 17,930 52.10% Registered voters

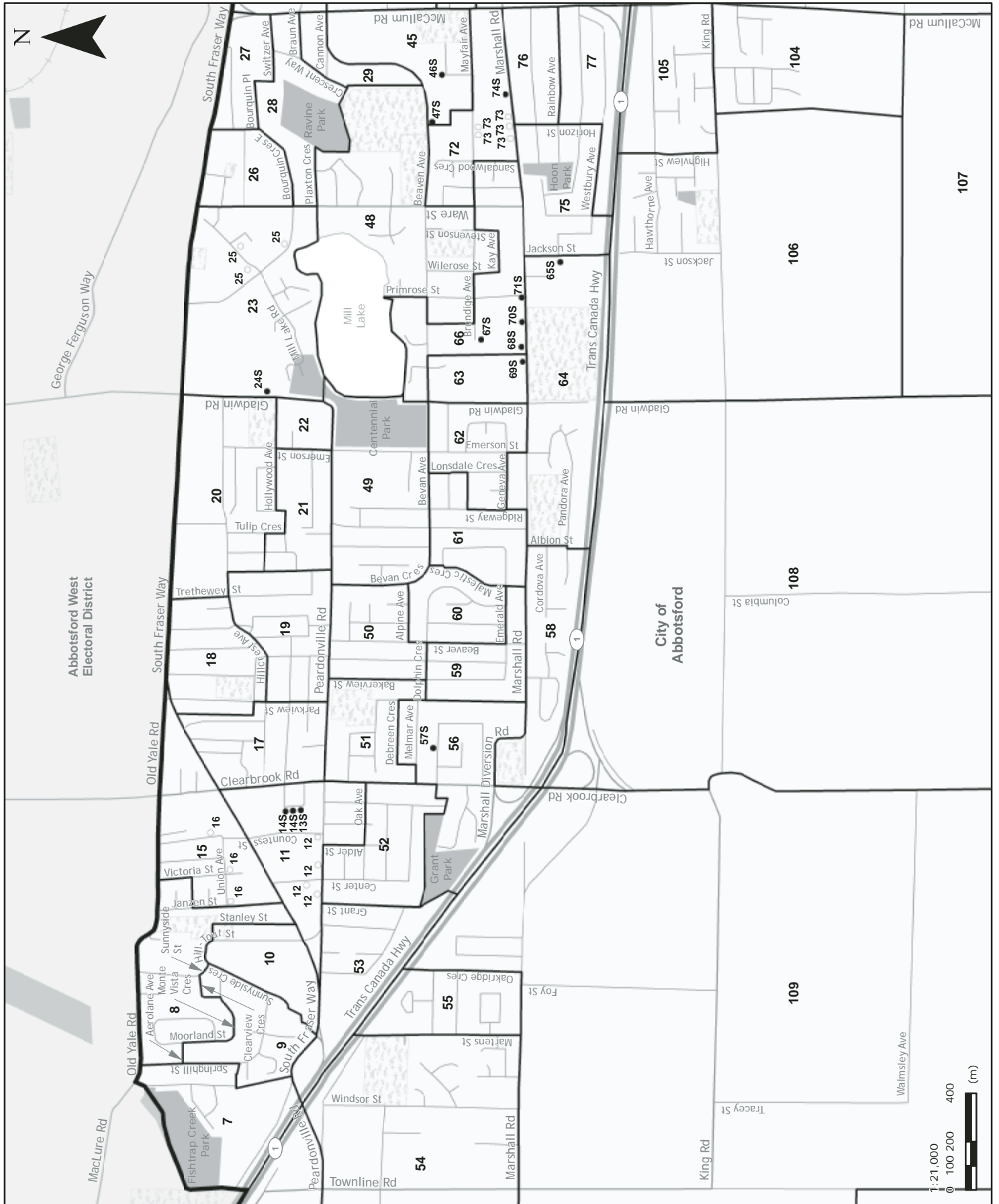
Registered voters 34,412

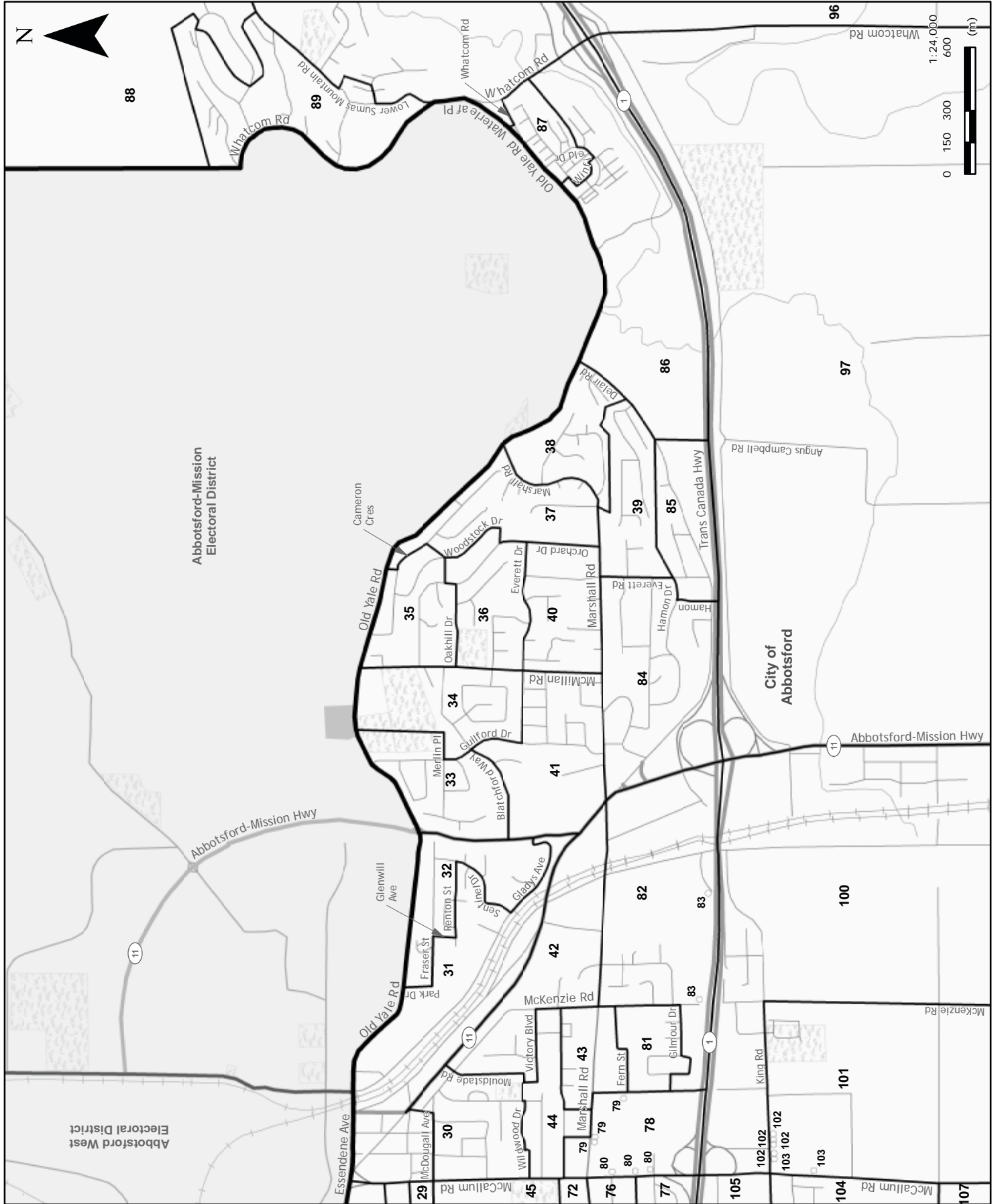
Candidate elected: Randy Hawes (LIB)

*1 Voting areas 40 and 41S combined



**Abbotsford South (ABS)
MAP B - Mill Lake**





Abbotsford South (ABS)
Voting results by voting area

Statement of Votes
 39th Provincial General Election
 May 12, 2009

	Daniel Stephen Bryce GP	Gurcharan Dhaliwal CP	Tim Lee Felger IND	Bonnie Jasiver Rai NDP	John van Dongen LIB	Total valid votes	Rejected ballots	Registered voters
Advance voting								
Abbotsford South DEO Office	44	83	4	136	331	598	3	
Cascade Community Church	75	71	9	236	785	1,176	5	
General voting								
Voting area								
1	14	9	4	48	71	146	1	305
2	17	8	1	54	114	194	2	366
3	5	9	0	54	104	172	1	395
4	13	8	1	25	80	127	1	292
5	19	3	1	34	97	154	0	305
6	5	3	1	25	58	92	0	262
7	8	25	1	32	63	129	4	334
8	12	8	2	50	91	163	1	381
9	12	8	1	18	96	135	1	319
10	12	5	3	23	26	69	1	276
11	11	5	0	39	29	84	3	327
12	7	3	2	37	26	75	0	313
13S	4	12	0	5	44	65	1	103
14S *1	0	6	0	3	41	50	2	119
15	13	12	2	33	111	171	4	369
16	2	6	1	18	106	133	2	267
17	6	8	1	35	79	129	2	321
18	10	6	0	26	67	109	0	303
19	10	15	4	38	69	136	1	369
20	9	9	4	57	68	147	0	340
21	11	9	2	23	109	154	2	330
22	9	14	4	26	156	209	2	331
23	10	6	3	31	89	139	2	346
24S *1	-	-	-	-	-	-	-	33
25	4	7	0	22	123	156	1	323
26	15	9	2	38	74	138	0	351
27	4	5	3	26	40	78	1	290
28	4	4	9	45	76	138	1	386
29	14	4	2	34	50	104	1	290
30	22	3	3	28	58	114	1	311
31	7	4	2	32	43	88	0	305
32	17	4	1	18	75	115	1	300
33	15	3	2	38	74	132	2	343
34	5	2	0	30	103	140	0	334
35	23	3	3	38	102	169	4	375
36	22	8	2	33	101	166	0	358
37	17	9	1	33	113	173	0	367
38	11	6	2	30	82	131	1	340
39	9	7	0	28	85	129	1	318
40	10	4	1	23	129	167	2	355

Abbotsford South (ABS)
Voting results by voting area

Voting area (continued)	Daniel Stephen Bryce	Gurcharan Dhaliwal	Tim Lee Felger	Bonnie Jasiver Rai	John van Dongen	Total valid votes	Rejected ballots	Registered voters
	GP	CP	IND	NDP	LIB			
41	17	5	1	38	108	169	0	373
42	21	6	2	27	59	115	0	362
43	9	4	2	36	45	96	0	311
44	8	9	6	42	57	122	1	313
45	12	7	2	50	70	141	1	342
46S	4	7	0	8	13	32	3	116
47S	4	9	0	5	15	33	0	63
48	17	9	1	56	84	167	1	353
49	18	7	2	46	94	167	0	372
50	14	5	3	33	73	128	1	338
51	7	10	3	43	66	129	3	316
52	7	6	3	42	89	147	1	370
53	3	4	1	24	49	81	0	313
54	12	9	3	31	100	155	3	352
55	13	1	5	37	52	108	0	279
56	6	8	1	34	67	116	1	344
57S *2	-	-	-	-	-	-	-	39
58	2	9	4	52	41	108	3	315
59	6	8	2	44	68	128	1	312
60	5	13	0	44	49	111	2	301
61	5	8	3	42	55	113	1	340
62	10	5	3	29	59	106	1	309
63	12	7	0	76	70	165	1	353
64	9	15	0	38	49	111	1	299
65S *2	-	-	-	-	-	-	-	44
66	16	6	4	44	48	118	0	322
67S *2	6	6	1	10	27	50	1	85
68S	3	2	0	7	17	29	1	55
69S	6	8	3	13	27	57	3	99
70S *3	6	13	2	10	79	110	0	61
71S *3	-	-	-	-	-	-	-	100
72	10	5	1	34	87	137	1	368
73	5	7	2	40	56	110	1	332
74S	4	5	2	6	9	26	0	49
75	18	5	4	57	74	158	3	348
76	7	5	4	22	34	72	1	196
77	20	4	0	32	54	110	0	280
78	8	8	0	29	43	88	0	268
79	9	2	1	39	28	79	0	293
80	8	2	2	52	31	95	2	262
81	11	7	2	37	29	86	0	314
82	17	5	0	32	74	128	0	322
83	11	5	3	25	30	74	0	332
84	14	8	2	18	108	150	0	374
85	12	7	1	32	98	150	3	386
86	12	4	2	51	113	182	0	392
87	13	1	0	32	72	118	0	344
88	5	8	1	28	96	138	0	343
89	15	2	0	39	105	161	1	375
90	7	7	0	34	130	178	0	428

Abbotsford South (ABS)
Voting results by voting area

Statement of Votes
 39th Provincial General Election
 May 12, 2009

Voting area (continued)	Daniel Stephen Bryce GP	Gurcharan Dhaliwal CP	Tim Lee Felger IND	Bonnie Jasiver Rai NDP	John van Dongen LIB	Total valid votes	Rejected ballots	Registered voters
91	18	2	0	14	81	115	0	334
92	9	7	1	29	126	172	1	326
93S *2	-	-	-	-	-	-	-	25
94	9	4	2	18	120	153	1	330
95	14	4	0	22	128	168	0	330
96	7	8	2	24	146	187	1	343
97	15	17	1	20	139	192	0	392
98	12	6	3	49	126	196	0	416
99	4	10	0	10	117	141	2	312
100	4	5	1	45	55	110	1	285
101	12	4	0	29	83	128	3	309
102	18	2	1	32	50	103	0	280
103	7	9	3	39	74	132	5	278
104	7	22	2	84	57	172	7	384
105	5	14	2	50	91	162	6	372
106	13	14	1	43	77	148	3	361
107	3	32	4	28	127	194	1	379
108	4	10	2	15	109	140	1	316
109	4	5	0	21	60	90	0	281
110	10	22	0	20	73	125	2	297
111	4	7	1	20	68	100	1	282
112	6	9	0	26	86	127	0	281
113	4	7	2	24	107	144	2	359
114	3	3	0	19	74	99	3	298
Sub totals	1,193	959	196	3,883	9,313	15,544	139	33,979
s. 98 Special	3	4	1	19	20	47	5	
s. 99 Absentee - in ED	28	32	134	205	5	404	31	
s. 100 Absentee - out of ED	10	13	2	34	75	134	20	
s. 101 Absentee - advance	3	9	1	35	67	115	4	
s. 104 Voting in DEO office	4	2	0	17	66	89	5	
s. 106 Voting by mail	3	0	0	4	20	27	1	
Grand totals	1,244	1,019	334	4,197	9,566	16,360	205	33,979
% of valid votes	7.61%	6.23%	2.04%	25.65%	58.47%			

Summary

Valid votes - General and advance	15,544	95.01%	Total valid votes
s. 98 Special	47	0.29%	Total valid votes
s. 99 Absentee - in ED	404	2.47%	Total valid votes
s. 100 Absentee - out of ED	134	0.82%	Total valid votes
s. 101 Absentee - advance	115	0.70%	Total valid votes
s. 104 Voting in DEO office	89	0.54%	Total valid votes
s. 106 Voting by mail	27	0.17%	Total valid votes

Total valid votes 16,360

Rejected ballots 205 1.24% Ballots cast

Registered voters who voted 16,565 48.75% Registered voters

Registered voters 33,979

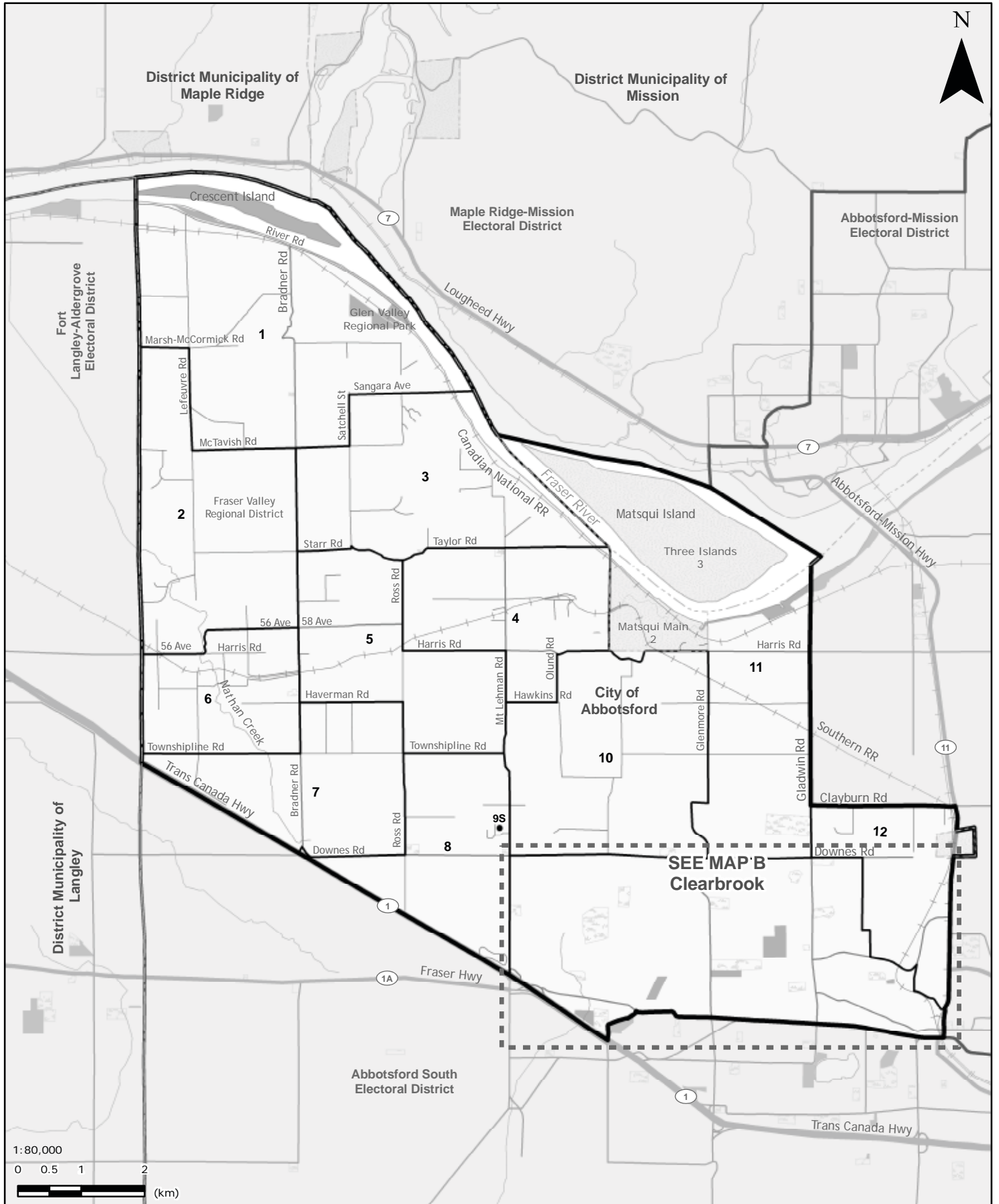
Candidate elected: John van Dongen (LIB)

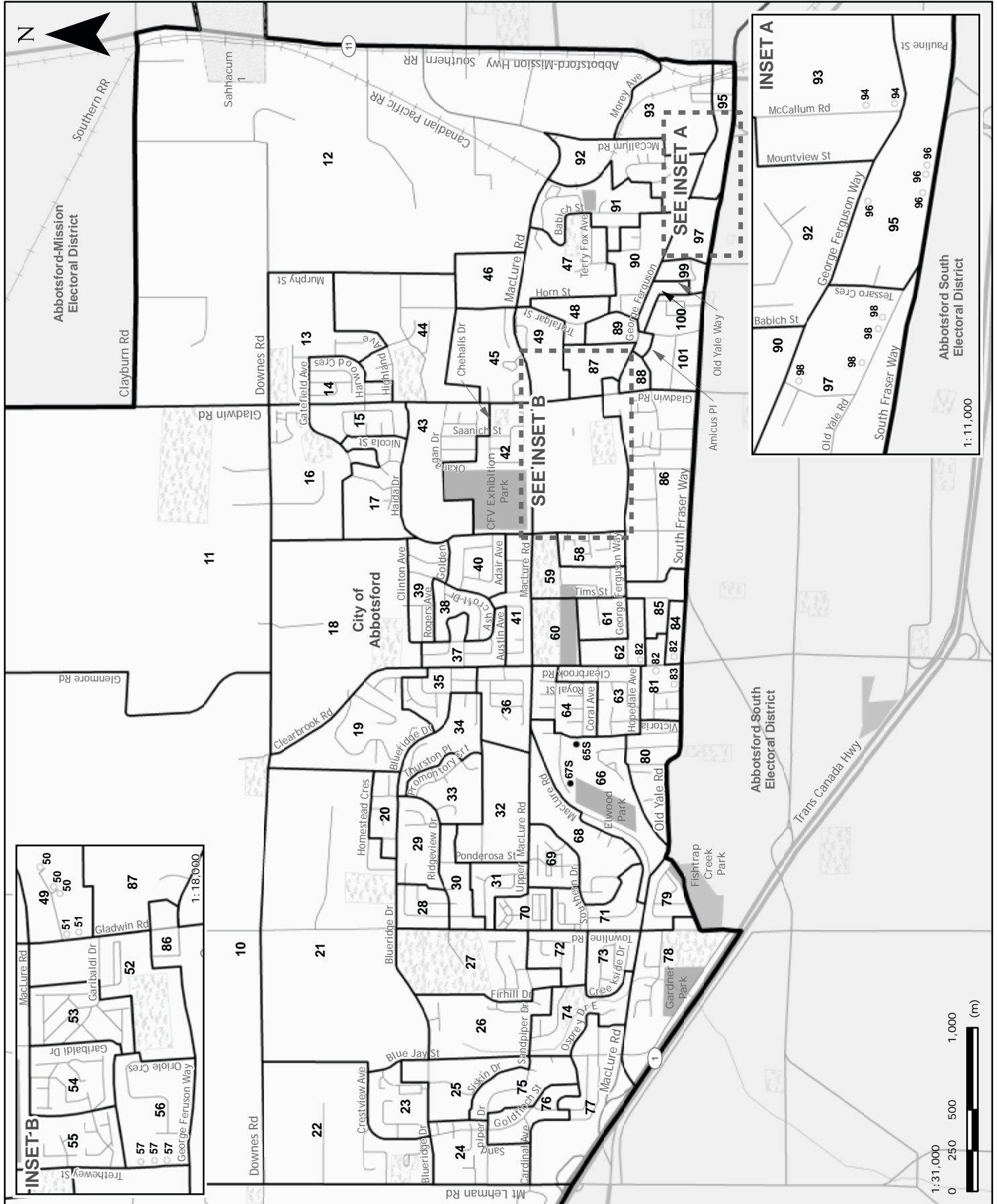
*1 Voting areas 14S and 24S combined

*2 Voting areas 57S, 65S, 67S and 93S combined

*3 Voting areas 70S and 71S combined

Abbotsford West (ABW)
MAP A - Abbotsford West Electoral District





Abbotsford West (ABW)
Voting results by voting area

Statement of Votes
 39th Provincial General Election
 May 12, 2009

	Dalbir Benipal	Michael G. de Jong	Karen Marie Durant	Taranjit Purewal	Total valid votes	Rejected ballots	Registered voters
	CP	LIB	GP	NDP			
Advance voting							
Air Force Association Cadet Hall	81	645	54	497	1,277	10	
Garden Park Towers	140	1,003	81	480	1,704	12	
General voting							
Voting area							
1	9	142	18	22	191	0	336
2	10	107	13	41	171	1	302
3	5	133	10	20	168	0	320
4	5	127	15	22	169	3	276
5	4	84	11	26	125	0	292
6	5	126	15	43	189	1	305
7	9	68	20	33	130	0	245
8	9	116	4	18	147	1	275
9S *1	-	-	-	-	-	-	24
10	6	124	11	19	160	1	344
11	12	74	6	13	105	0	326
12	6	80	8	13	107	0	261
13	14	68	7	29	118	0	305
14	11	72	13	37	133	1	300
15	6	62	7	50	125	0	325
16	10	108	6	19	143	3	326
17	5	88	13	34	140	0	317
18	7	96	3	51	157	2	326
19	11	99	4	63	177	2	363
20	8	31	0	99	138	2	392
21	14	41	3	110	168	4	320
22	6	60	3	53	122	2	332
23	9	109	4	53	175	3	370
24	20	44	3	95	162	3	412
25	7	79	1	55	142	1	315
26	6	87	0	33	126	4	317
27	16	74	4	62	156	0	356
28	15	23	1	105	144	5	351
29	8	64	4	68	144	1	382
30	11	39	4	79	133	3	363
31	13	60	4	73	150	6	348
32	3	122	5	25	155	0	353
33	13	40	5	60	118	3	373
34	14	45	2	77	138	3	377
35	23	20	2	111	156	3	368
36	10	56	6	34	106	0	332
37	5	82	8	40	135	3	328
38	12	76	4	50	142	2	369
39	5	47	5	66	123	2	307
40	9	88	4	36	137	1	364

Abbotsford West (ABW)
Voting results by voting area

	Dalbir Benipal	Michael G. de Jong	Karen Marie Durant	Taranjit Purewal	Total valid votes	Rejected ballots	Registered voters
Voting area (continued)	CP	LIB	GP	NDP			
41	6	42	10	47	105	1	325
42	2	43	7	54	106	0	318
43	4	76	17	59	156	0	387
44	8	136	14	27	185	0	347
45	9	89	5	36	139	3	331
46	7	78	10	42	137	0	309
47	5	104	16	44	169	2	306
48	5	122	7	19	153	2	277
49	12	144	12	17	185	0	346
50	14	91	7	15	127	1	247
51	6	105	6	24	141	1	288
52	8	138	10	27	183	0	386
53	8	116	13	47	184	0	388
54	10	27	6	26	69	0	246
55	3	23	4	53	83	1	336
56	5	45	11	46	107	0	357
57	7	30	5	13	55	0	241
58	7	59	9	25	100	0	321
59	7	61	10	56	134	0	341
60	6	45	9	12	72	0	243
61	11	27	8	23	69	1	223
62	8	29	1	11	49	0	273
63	13	69	8	23	113	1	319
64	16	61	10	45	132	1	337
65S *1	4	32	2	4	42	3	50
66	5	99	17	28	149	0	321
67S	3	38	6	8	55	0	66
68	11	77	10	24	122	0	316
69	3	102	2	20	127	1	328
70	9	66	10	23	108	2	301
71	8	82	5	46	141	1	325
72	8	56	1	61	126	2	343
73	12	90	9	28	139	1	315
74	8	66	5	56	135	2	335
75	4	51	4	75	134	2	353
76	8	46	1	93	148	6	358
77	12	48	3	69	132	4	351
78	3	70	13	27	113	3	247
79	7	68	4	65	144	2	289
80	2	77	15	29	123	0	315
81	4	33	9	25	71	1	242
82	8	51	2	6	67	0	239
83	4	105	3	13	125	2	293
84	6	56	7	17	86	3	265
85	4	40	12	19	75	0	262
86	1	45	2	17	65	0	245
87	7	73	9	25	114	0	274
88	3	31	3	17	54	0	269
89	11	102	14	36	163	0	337
90	3	105	10	36	154	1	339

Abbotsford West (ABW)
Voting results by voting area

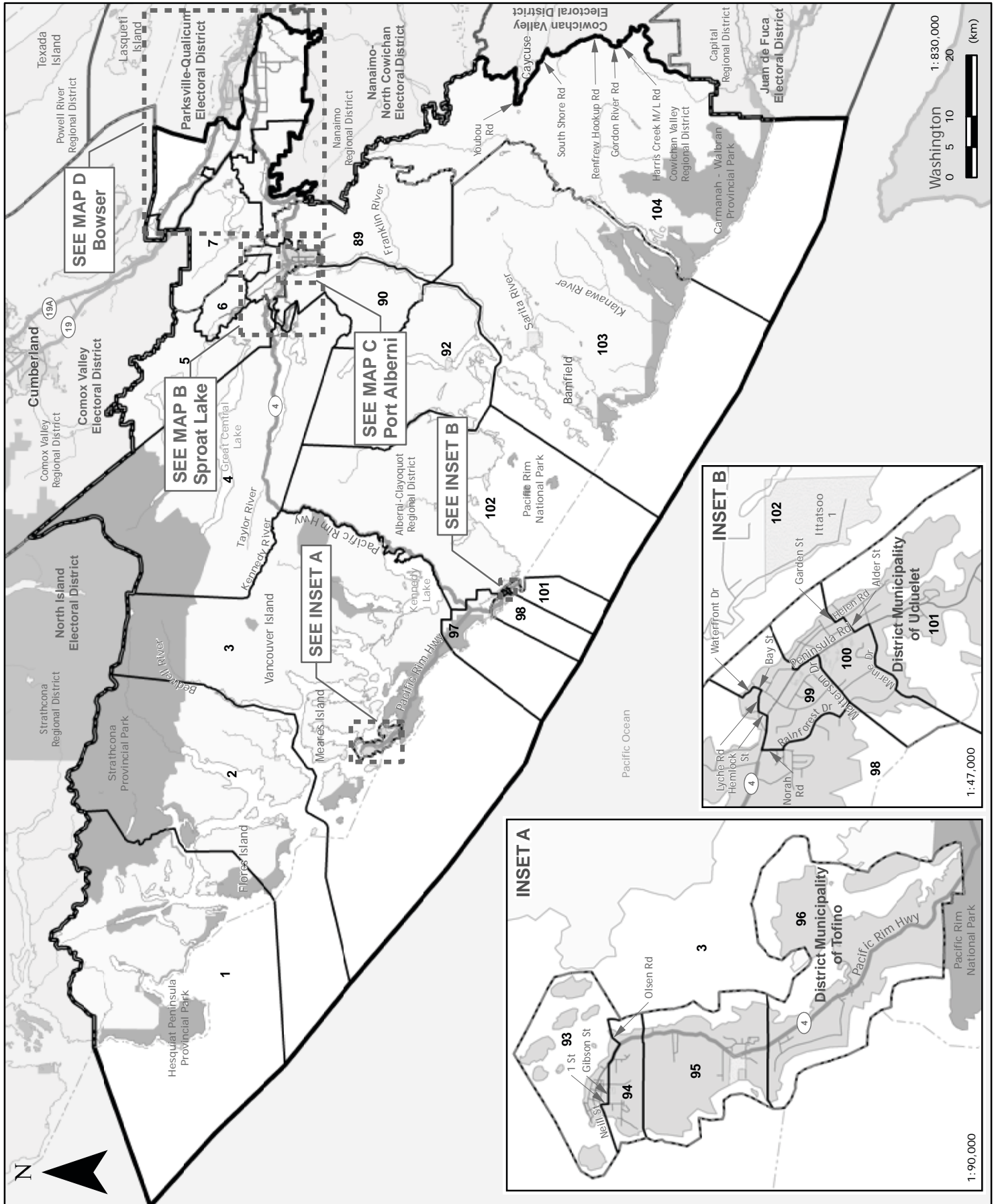
Statement of Votes
 39th Provincial General Election
 May 12, 2009

	Dalbir Benipal	Michael G. de Jong	Karen Marie Durant	Taranjit Purewal	Total valid votes	Rejected ballots	Registered voters
Voting area (continued)	CP	LIB	GP	NDP			
91	16	94	15	43	168	1	356
92	6	77	22	40	145	0	311
93	8	28	18	31	85	0	262
94	2	51	7	30	90	0	244
95	1	21	9	28	59	0	233
96	0	40	10	22	72	1	207
97	6	23	2	16	47	0	231
98	3	20	8	15	46	0	210
99	5	37	5	27	74	2	272
100	4	59	7	19	89	0	289
101	4	63	10	28	105	0	340
Sub totals	992	8,691	897	4,871	15,451	142	30,822
s. 98 Special	3	15	4	9	31	1	
s. 99 Absentee - in ED	32	123	29	138	322	8	
s. 100 Absentee - out of ED	12	64	24	63	163	21	
s. 101 Absentee - advance	2	39	10	16	67	7	
s. 104 Voting in DEO office	2	56	6	7	71	4	
s. 106 Voting by mail	0	4	0	2	6	0	
Grand totals	1,043	8,992	970	5,106	16,111	183	30,822
% of valid votes	6.48%	55.81%	6.02%	31.69%			

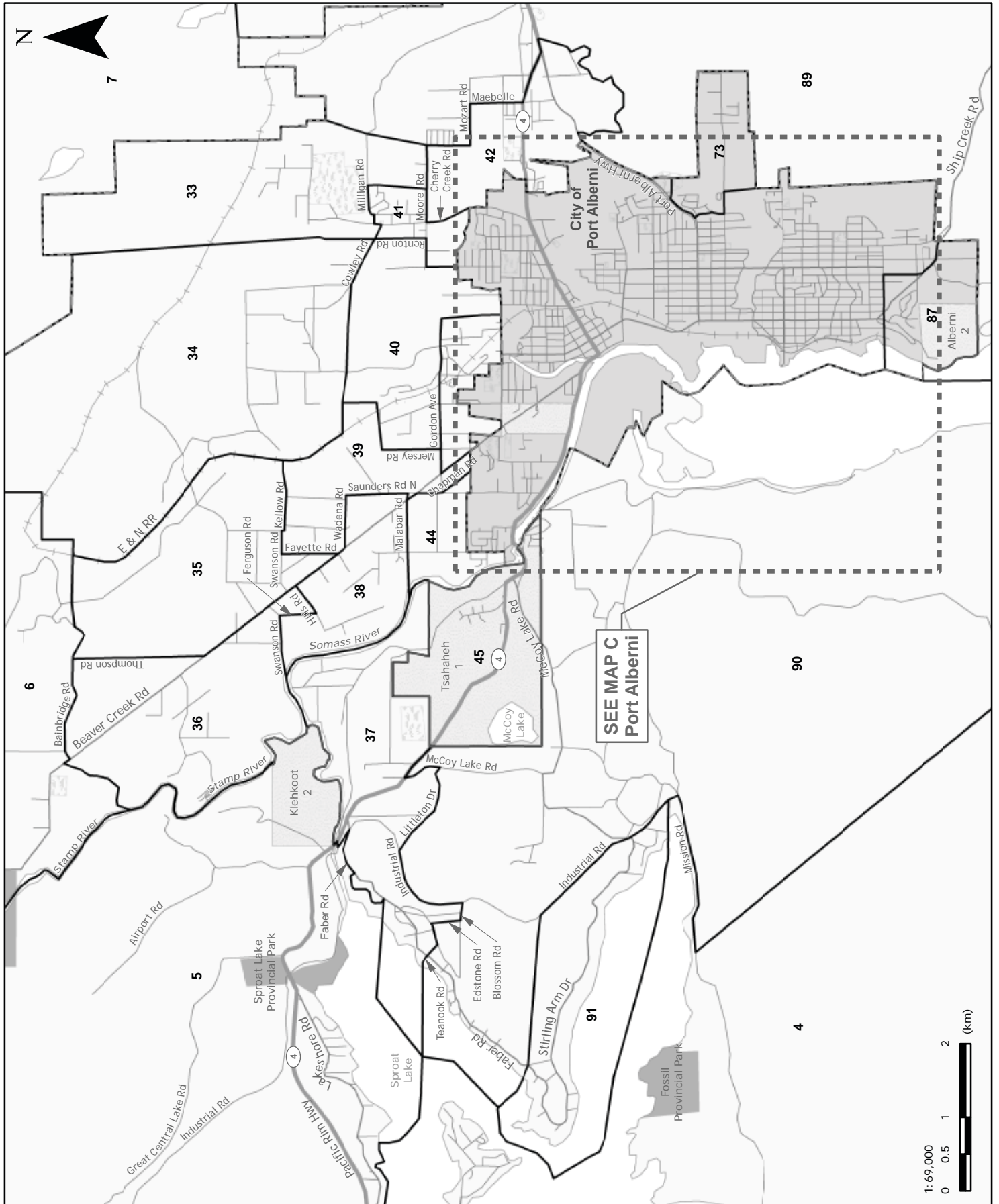
Summary

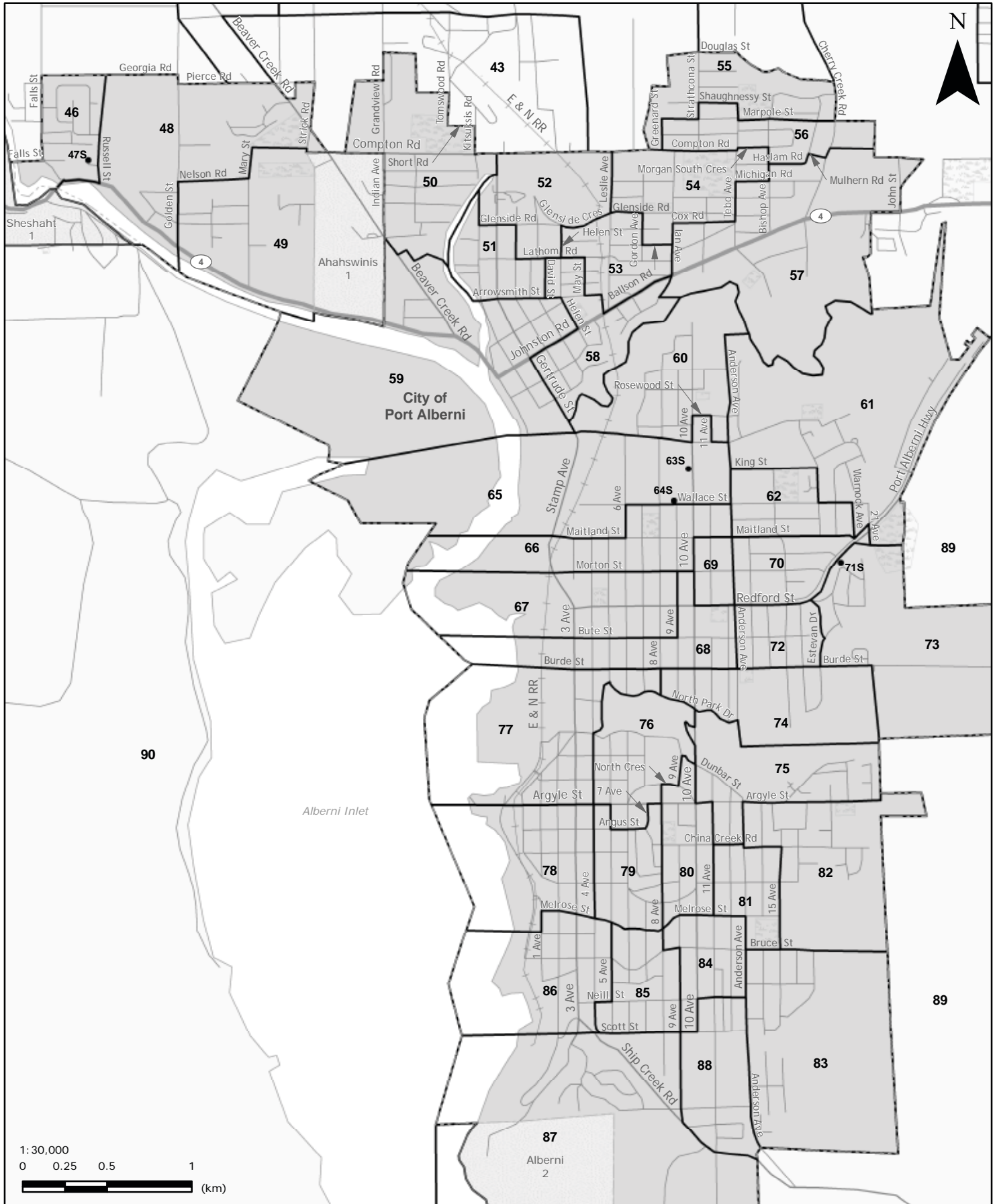
Valid votes - General and advance	15,451	95.90%	Total valid votes
s. 98 Special	31	0.19%	Total valid votes
s. 99 Absentee - in ED	322	2.00%	Total valid votes
s. 100 Absentee - out of ED	163	1.01%	Total valid votes
s. 101 Absentee - advance	67	0.42%	Total valid votes
s. 104 Voting in DEO office	71	0.44%	Total valid votes
s. 106 Voting by mail	6	0.04%	Total valid votes
Total valid votes	16,111		
Rejected ballots	183	1.12%	Ballots cast
Registered voters who voted	16,294	52.86%	Registered voters
Registered voters	30,822		
Candidate elected:	Michael G. de Jong (LIB)		

*1 Voting areas 9S and 65S combined

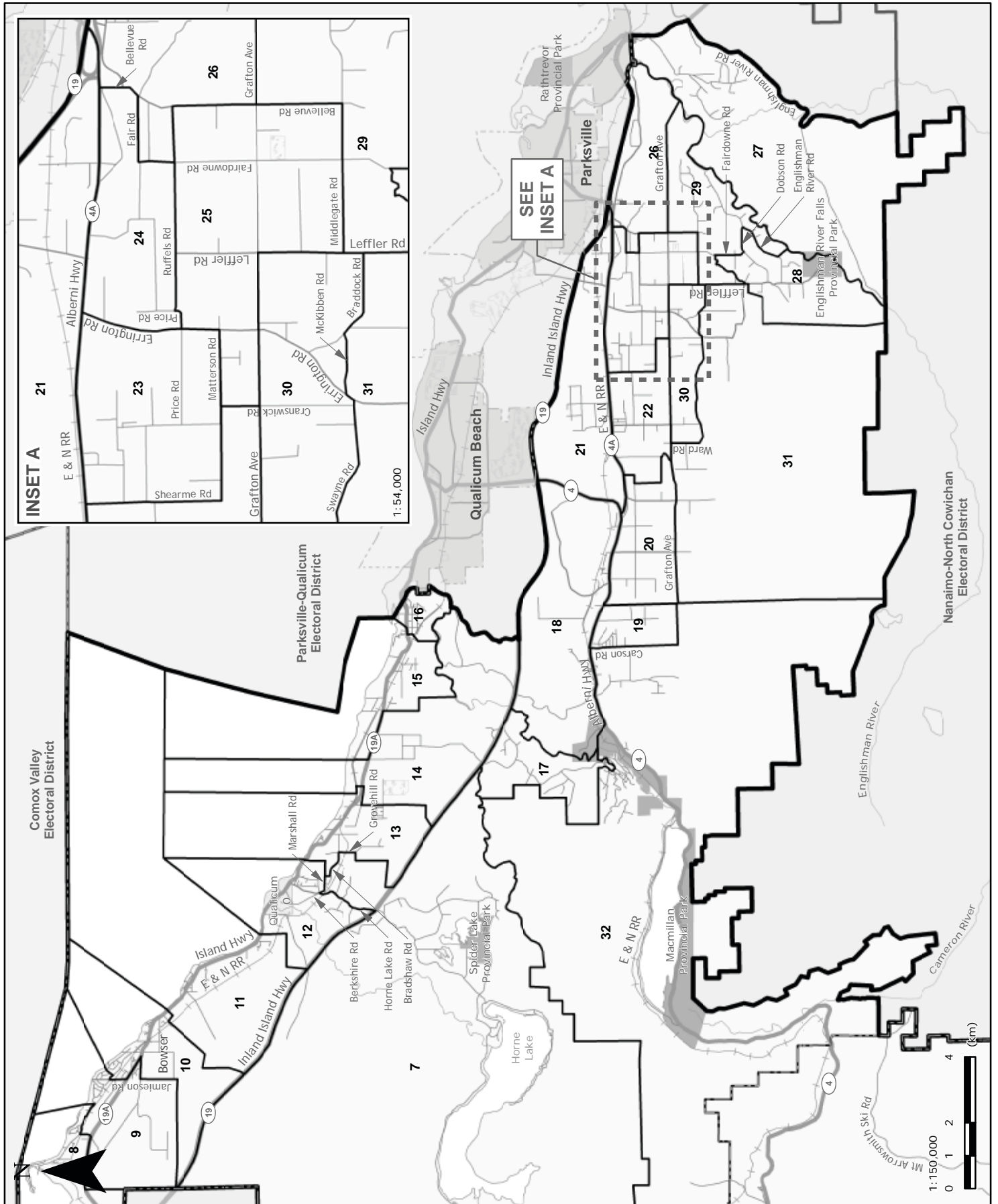


**Alberni-Pacific Rim (APR)
MAP B - Sproat Lake**





**Alberni-Pacific Rim (APR)
MAP D - Bowser**



Alberni-Pacific Rim (APR)
Voting results by voting area

	Scott Kenneth Fraser NDP	Dallas Kenneth Jack Hills REFD	Paul Musgrave GP	Dianne St. Jacques LIB	Total valid votes	Rejected ballots	Registered voters
Advance voting							
Bradley Centre	237	10	58	167	472	0	
Lighthouse Community Centre	207	7	46	164	424	2	
Port Alberni Lawn Bowling Club	1,421	17	92	732	2,262	14	
Seaplane Base Recreation Hall	70	4	17	64	155	0	
Tofino Community Hall	55	0	7	56	118	0	
General voting							
Voting area							
1	26	0	0	1	27	0	38
2	81	2	6	13	102	1	193
3 *1	-	-	-	-	-	-	103
4 *1	70	3	11	58	142	1	277
5	56	0	5	34	95	2	289
6	100	8	23	66	197	1	347
7	54	1	22	54	131	1	289
8	117	8	16	85	226	1	387
9	73	4	30	68	175	1	349
10	86	2	22	56	166	0	381
11	85	3	17	70	175	2	327
12	78	6	32	59	175	0	372
13	85	6	22	61	174	1	339
14	68	3	18	50	139	1	344
15	52	2	12	41	107	0	314
16	64	3	16	35	118	0	328
17	67	8	14	54	143	0	385
18	56	2	19	38	115	0	295
19	59	6	18	36	119	0	316
20	65	0	13	51	129	1	329
21	67	2	24	41	134	0	337
22	95	4	19	42	160	0	334
23	57	5	20	49	131	1	327
24	69	1	21	51	142	1	367
25	67	0	29	49	145	2	338
26	41	1	12	53	107	1	279
27	31	1	3	75	110	0	254
28	95	2	24	49	170	0	341
29	92	4	31	43	170	1	337
30	69	5	26	35	135	1	298
31	84	2	22	35	143	0	305
32	28	1	7	35	71	0	343
33	111	1	6	32	150	1	235
34	68	2	6	28	104	0	209
35	76	3	7	44	130	1	257
36	81	2	5	36	124	1	273
37	89	1	7	57	154	0	308
38	132	3	10	46	191	2	330
39	102	0	12	50	164	0	319
40	95	0	5	45	145	1	312

Alberni-Pacific Rim (APR)
Voting results by voting area

Statement of Votes
 39th Provincial General Election
 May 12, 2009

Voting area (continued)	Scott Kenneth Fraser	Dallas Kenneth Jack Hills	Paul Musgrave	Dianne St. Jacques	Total valid votes	Rejected ballots	Registered voters
	NDP	REFD	GP	LIB			
41	131	1	10	56	198	1	328
42	106	1	5	41	153	0	317
43	125	0	8	43	176	0	309
44	98	3	7	25	133	1	308
45	77	0	3	10	90	0	247
46	88	4	5	66	163	0	308
47S *3	-	-	-	-	-	-	37
48	94	1	7	41	143	0	307
49	141	3	2	29	175	0	376
50	116	1	1	40	158	0	312
51	118	1	5	20	144	1	301
52	90	2	8	39	139	1	308
53	98	2	5	42	147	0	361
54	98	1	5	42	146	0	319
55	97	1	2	59	159	0	333
56	112	0	10	55	177	0	347
57	103	0	4	70	177	0	389
58	79	1	8	36	124	1	335
59	62	2	6	20	90	0	280
60	110	0	3	46	159	2	346
61	85	0	1	77	163	1	359
62	105	0	4	33	142	0	333
63S *2	-	-	-	-	-	-	66
64S *2	22	2	1	17	42	1	65
65	78	1	6	18	103	0	316
66	91	4	8	47	150	0	360
67	87	1	9	36	133	0	335
68	91	2	4	28	125	1	350
69	85	3	9	22	119	0	362
70	122	3	11	29	165	1	348
71S *3	19	1	3	6	29	1	18
72	81	4	7	30	122	0	334
73	81	1	4	67	153	1	309
74	95	0	4	31	130	0	326
75	79	3	8	31	121	0	350
76	91	3	16	23	133	5	333
77	48	0	5	20	73	0	277
78	66	3	8	21	98	0	325
79	86	1	6	43	136	1	363
80	87	3	12	26	128	2	336
81	87	1	6	41	135	0	314
82	96	1	6	47	150	1	351
83	113	2	6	47	168	2	360
84	93	2	1	24	120	1	350
85	95	2	7	39	143	0	364
86	73	2	3	25	103	1	340
87	116	1	7	46	170	1	353
88	87	0	7	61	155	1	353
89	109	1	5	57	172	0	353
90	93	3	4	45	145	0	276

Voting area (continued)	Scott Kenneth Fraser	Dallas Kenneth Jack Hills	Paul Musgrave	Dianne St. Jacques	Total valid votes	Rejected ballots	Registered voters
	NDP	REFD	GP	LIB			
91 *4	54	1	10	89	154	2	279
92 *4	-	-	-	-	-	-	18
93	66	4	13	26	109	0	277
94	71	0	18	49	138	0	329
95	61	0	23	58	142	0	330
96	64	0	13	33	110	0	263
97	38	1	10	31	80	0	189
98	40	1	5	39	85	1	247
99	66	3	9	47	125	0	332
100	59	2	12	54	127	0	305
101	62	1	10	70	143	1	285
102 *5	74	0	3	20	97	0	138
103	67	0	10	32	109	0	218
104 *5	-	-	-	-	-	-	56
Sub totals	10,007	232	1,250	5,373	16,862	74	30,818
s. 98 Special	24	0	7	8	39	4	
s. 99 Absentee - in ED	267	7	37	99	410	6	
s. 100 Absentee - out of ED	84	5	14	44	147	19	
s. 101 Absentee - advance	19	3	5	10	37	4	
s. 104 Voting in DEO office	68	2	7	65	142	1	
s. 106 Voting by mail	19	1	4	6	30	0	
Grand totals	10,488	250	1,324	5,605	17,667	108	30,818
% of valid votes	59.36%	1.42%	7.49%	31.73%			

Summary

Valid votes - General and advance	16,862	95.44%	Total valid votes
s. 98 Special	39	0.22%	Total valid votes
s. 99 Absentee - in ED	410	2.32%	Total valid votes
s. 100 Absentee - out of ED	147	0.84%	Total valid votes
s. 101 Absentee - advance	37	0.21%	Total valid votes
s. 104 Voting in DEO office	142	0.80%	Total valid votes
s. 106 Voting by mail	30	0.17%	Total valid votes

Total valid votes 17,667

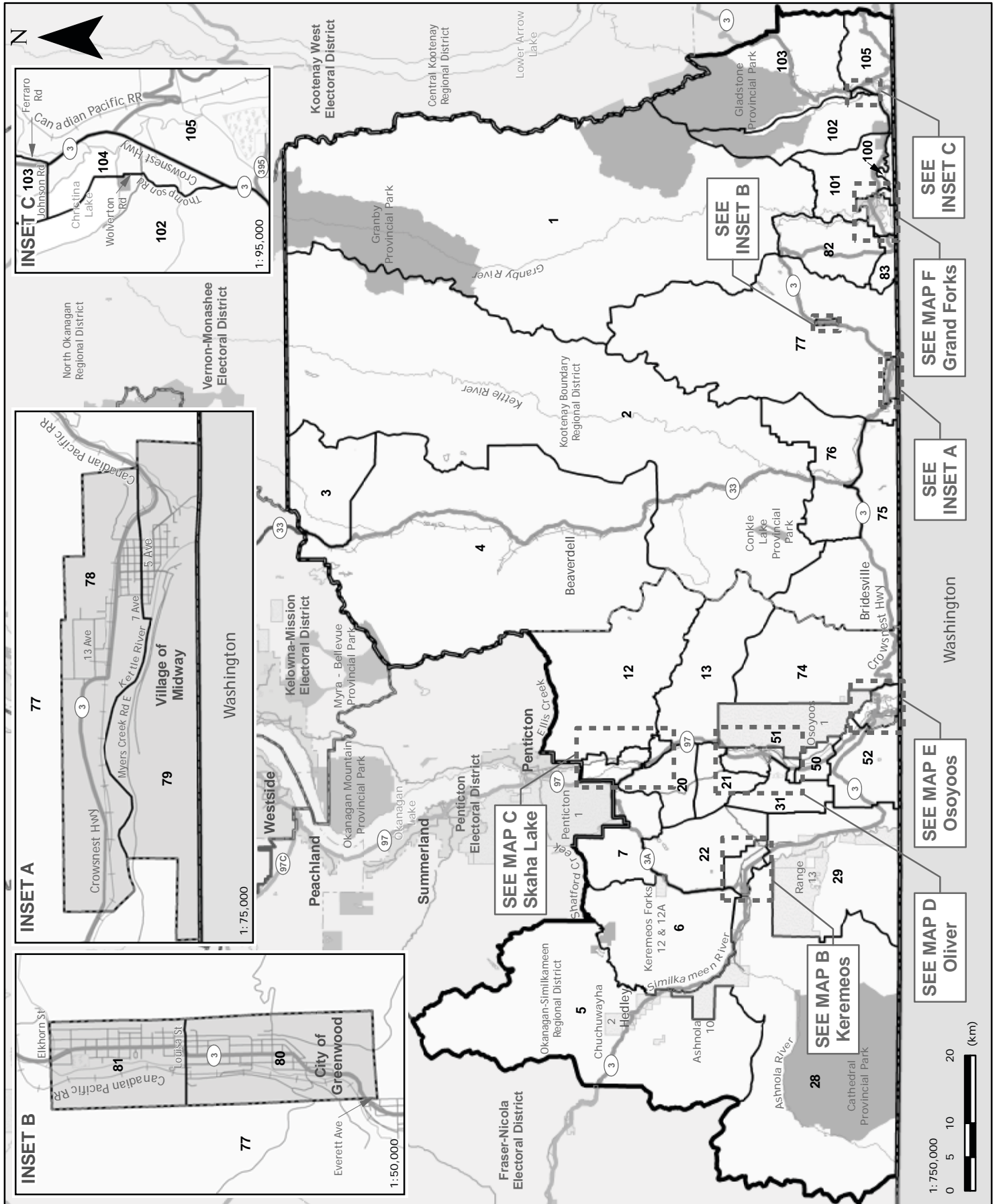
Rejected ballots 108 0.61% Ballots cast
Registered voters who voted 17,775 57.68% Registered voters

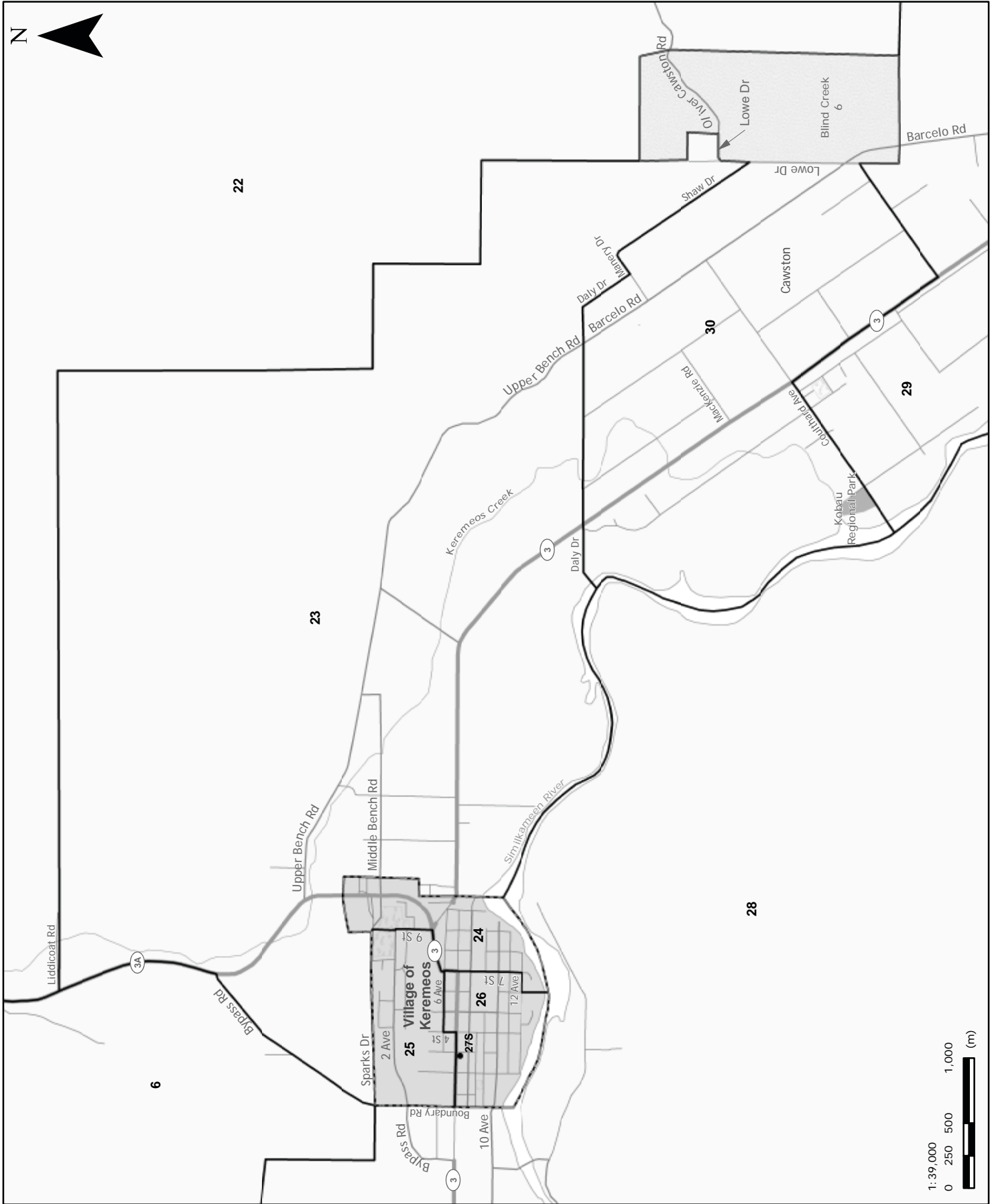
Registered voters 30,818

Candidate elected: Scott Kenneth Fraser (NDP)

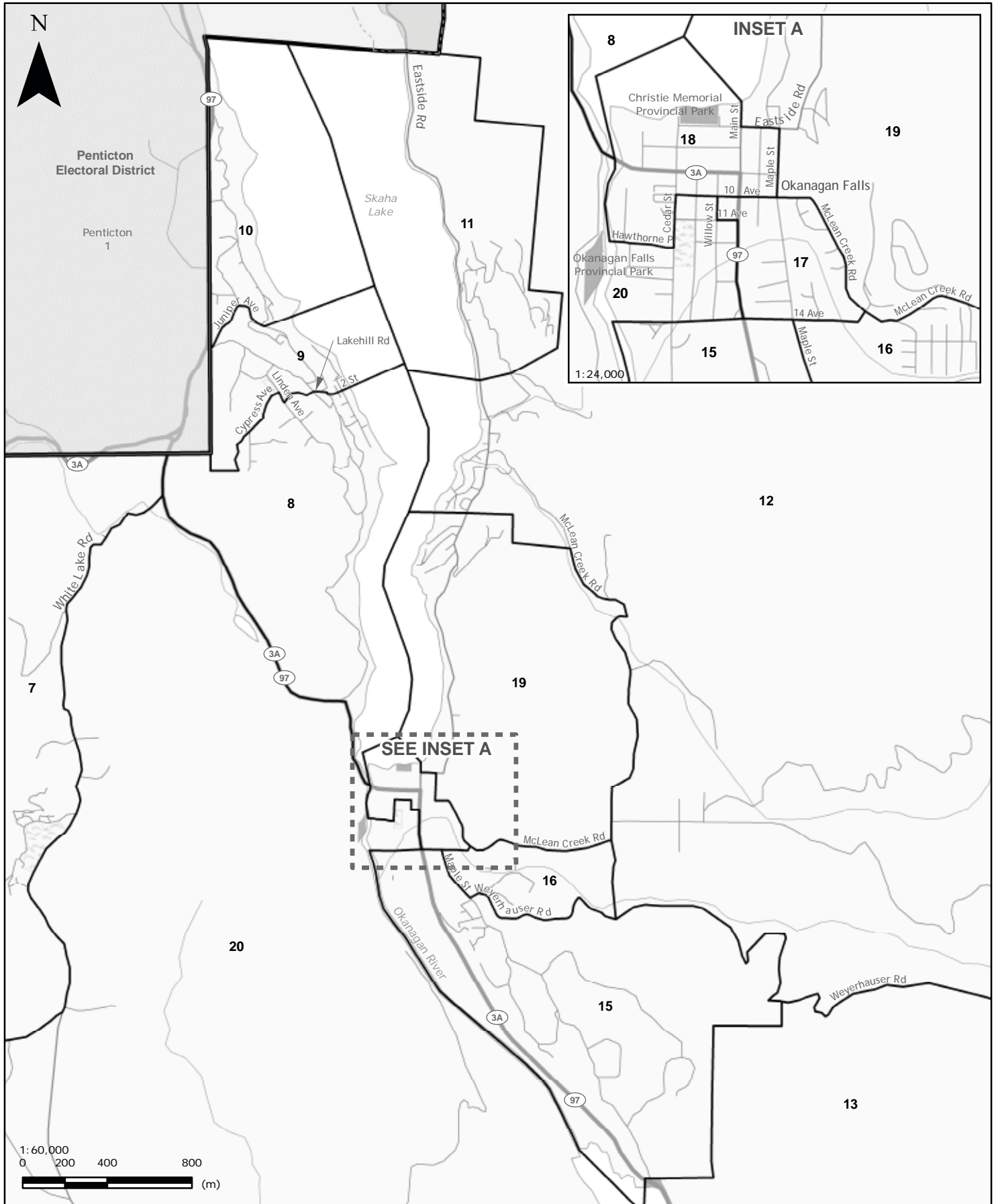
- *1 Voting areas 3 and 4 combined
- *2 Voting areas 63S and 64S combined
- *3 Voting areas 47S and 71S combined
- *4 Voting areas 91 and 92 combined
- *5 Voting areas 102 and 104 combined

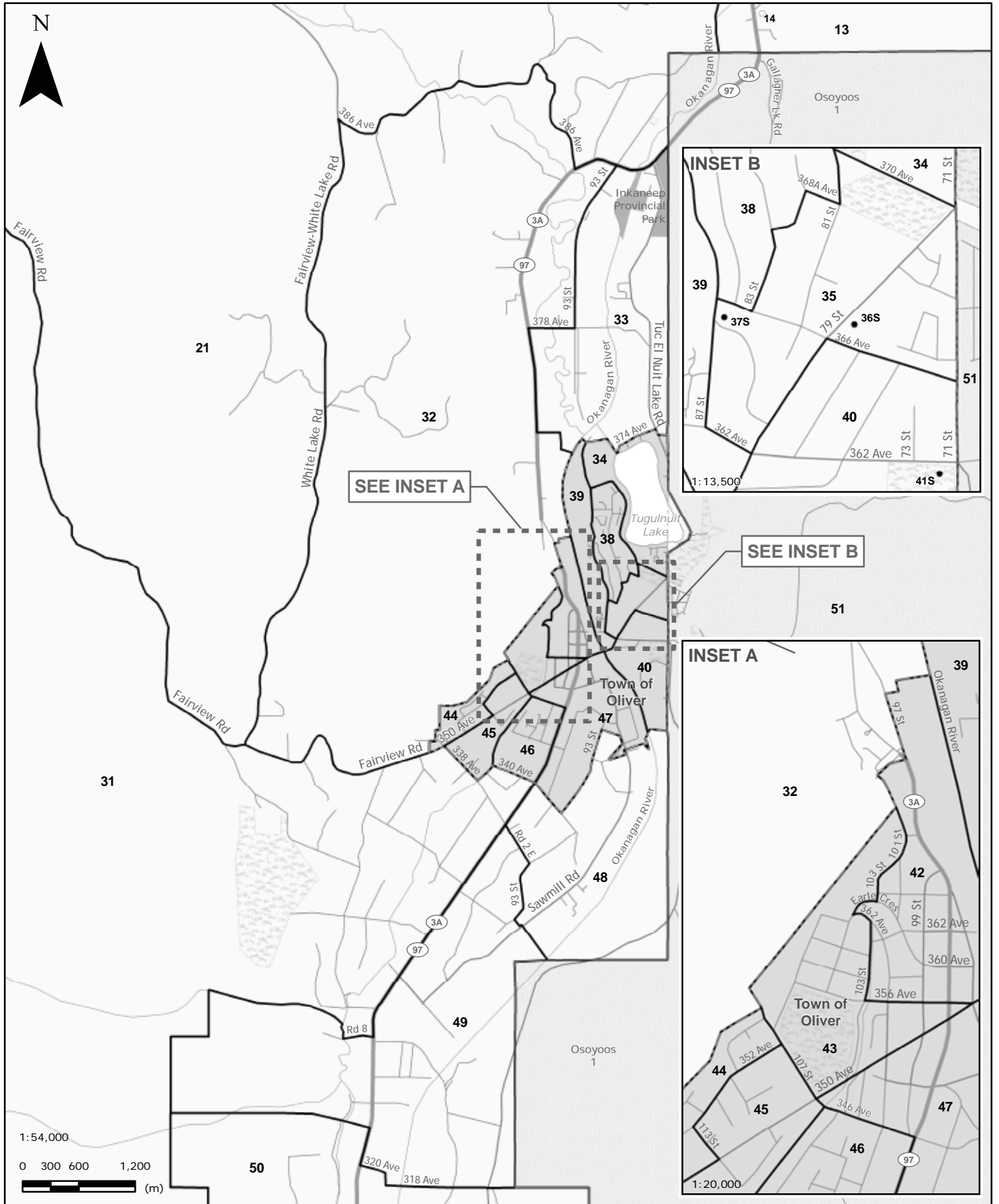
Boundary-Similkameen (BDS)
MAP A - Boundary-Similkameen Electoral District



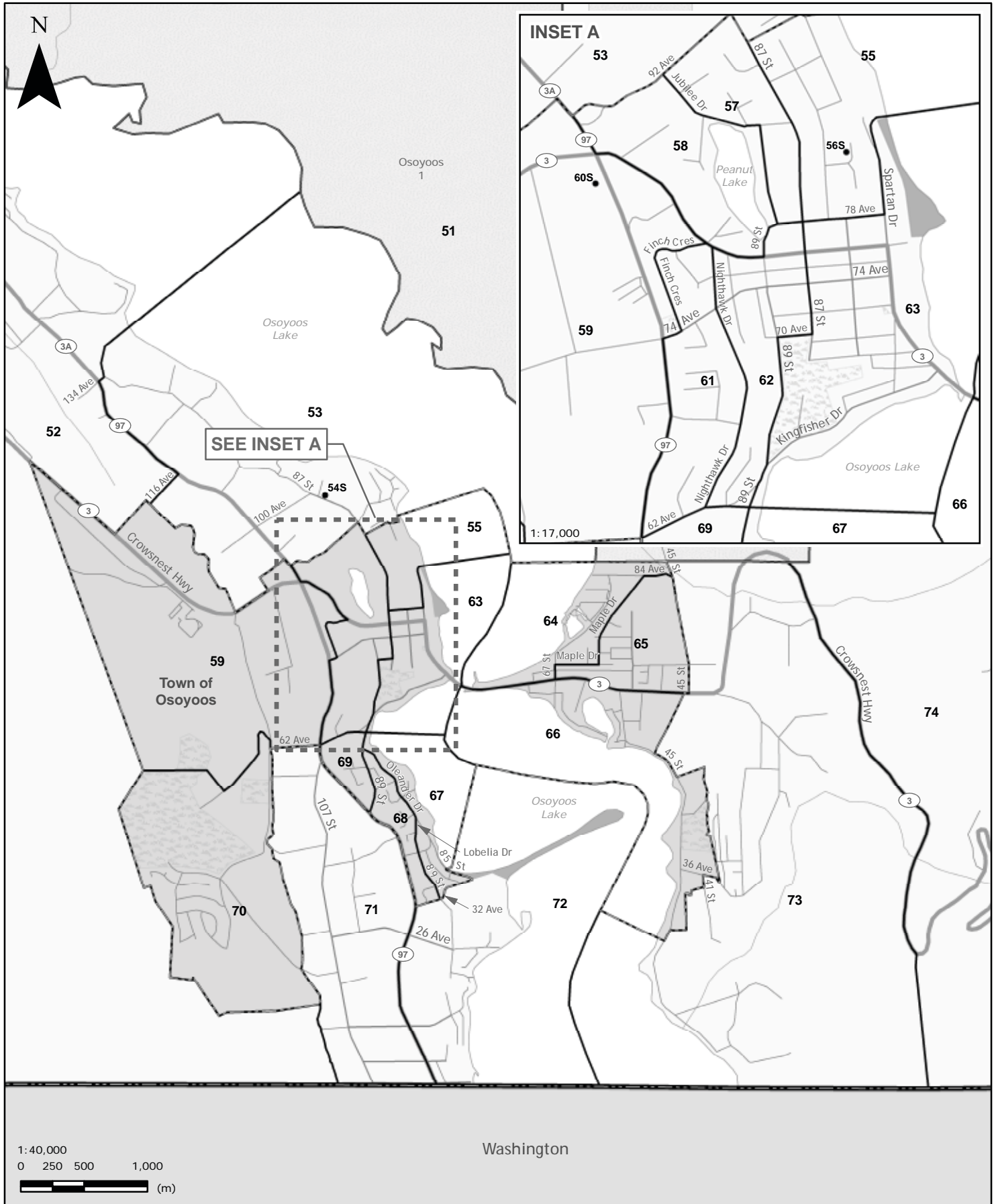


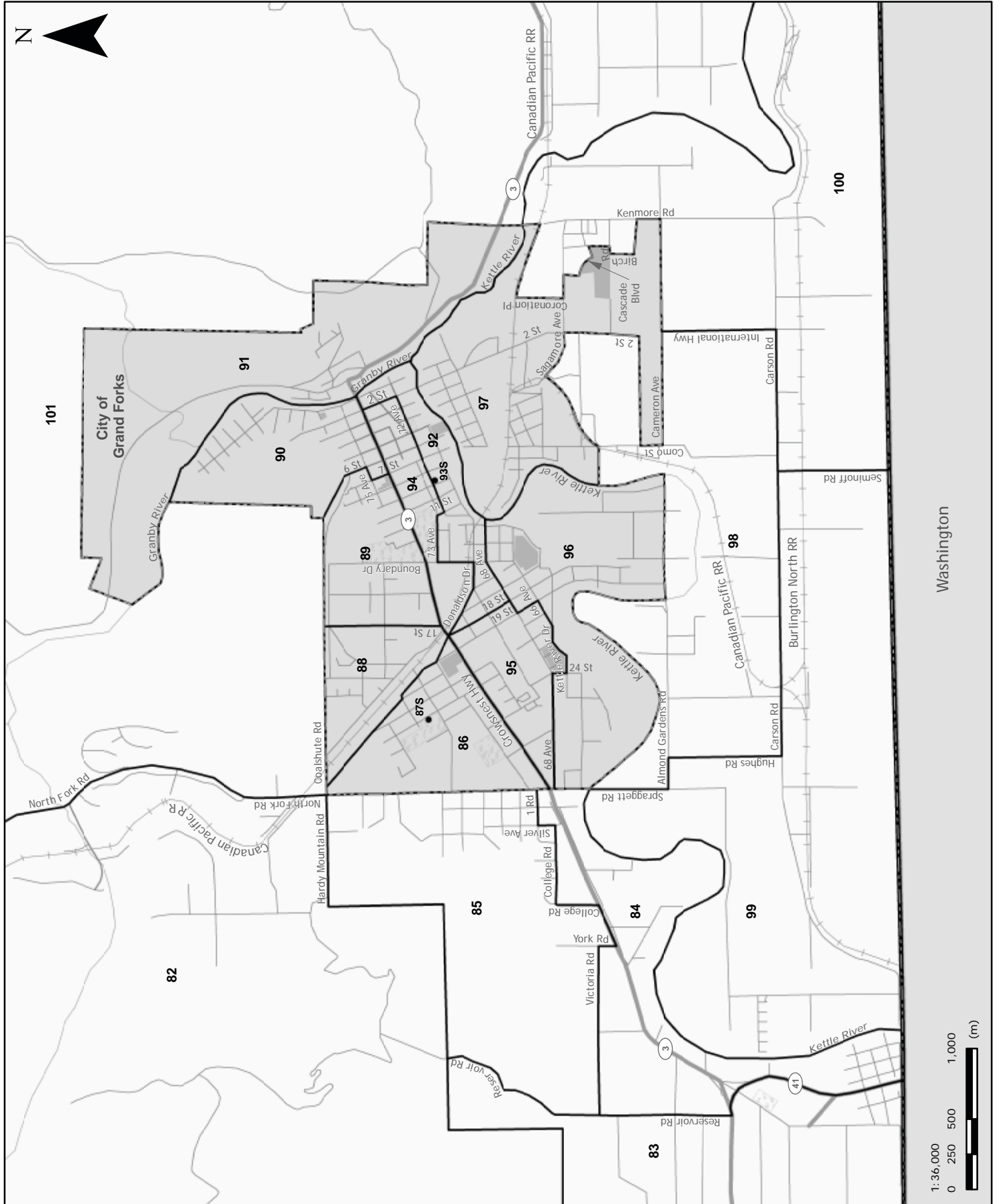
**Boundary-Similkameen (BDS)
MAP C - Skaha Lake**





**Boundary-Similkameen (BDS)
MAP E - Osoyoos**





**Boundary-Similkameen (BDS)
Voting results by voting area**

Statement of Votes
39th Provincial General Election
May 12, 2009

	Joe Cardoso	Bob Grieve	Lakhvinder Jhaj	John Slater	Total valid votes	Rejected ballots	Registered voters
	CP	GP	NDP	LIB			
Advance voting							
Grand Forks Seniors Hall	139	112	590	308	1,149	2	
Okanagan Falls Seniors Centre	98	54	110	267	529	2	
Oliver Community Centre	195	78	289	442	1,004	7	
Sonora Community Centre	323	45	167	468	1,003	4	
Victory Hall	132	32	234	168	566	7	
General voting							
Voting area							
1	5	11	37	10	63	0	177
2	18	15	30	42	105	1	211
3	3	3	9	17	32	0	83
4	27	21	49	45	142	0	254
5	28	22	88	41	179	1	310
6	38	19	57	65	179	1	447
7	23	16	25	72	136	2	316
8	31	34	52	83	200	2	329
9	39	25	40	71	175	3	333
10	24	27	36	64	151	0	288
11	31	14	40	102	187	0	359
12	26	13	36	62	137	0	301
13	33	8	30	50	121	0	286
14	17	6	27	31	81	0	161
15	31	18	50	83	182	1	342
16	41	14	42	38	135	0	275
17	28	20	57	54	159	1	364
18	26	14	50	45	135	1	344
19	23	16	45	83	167	1	369
20	33	17	69	71	190	5	398
21	34	12	30	56	132	0	270
22	37	12	50	28	127	2	380
23	44	18	35	54	151	0	321
24	46	18	53	62	179	2	403
25	39	11	53	67	170	1	352
26	30	9	52	47	138	0	368
27S *2	-	-	-	-	-	-	28
28	32	10	26	55	123	0	334
29	38	32	76	47	193	2	413
30	62	32	62	65	221	1	402
31	24	8	66	70	168	1	352
32	25	12	52	86	175	0	361
33	26	18	40	72	156	1	292
34	31	9	31	68	139	0	273
35	29	13	38	74	154	2	355
36S *1	-	-	-	-	-	-	37
37S *1	-	-	-	-	-	-	39
38	29	8	47	91	175	0	348
39	39	6	42	54	141	1	305
40	29	7	43	59	138	2	295

Boundary-Similkameen (BDS)
Voting results by voting area

	Joe Cardoso	Bob Grieve	Lakhvinder Jhaj	John Slater	Total valid votes	Rejected ballots	Registered voters
Voting area (continued)	CP	GP	NDP	LIB			
41S *1	18	4	14	21	57	1	46
42	18	13	41	43	115	1	317
43	31	23	30	38	122	1	251
44	24	14	50	46	134	2	288
45	30	6	44	45	125	3	242
46	39	12	56	61	168	2	364
47	24	11	48	33	116	2	309
48	20	13	36	63	132	1	283
49	35	13	30	50	128	1	296
50	7	4	6	23	40	0	334
51	19	7	34	54	114	0	295
52	41	9	45	63	158	1	331
53	27	5	22	55	109	1	263
54S *2	-	-	-	-	-	-	28
55	46	9	33	65	153	1	332
56S *2	-	-	-	-	-	-	1
57	32	4	15	22	73	1	232
58	37	5	19	41	102	1	220
59	46	7	35	55	143	0	359
60S *2	24	9	14	47	94	3	106
61	33	9	46	74	162	1	329
62	31	3	16	27	77	0	215
63	27	7	19	47	100	0	288
64	23	5	22	49	99	0	249
65	38	7	29	36	110	1	302
66	18	8	30	41	97	0	274
67	24	7	18	42	91	0	215
68	34	6	17	57	114	0	287
69	27	6	27	41	101	0	294
70	44	7	20	88	159	1	356
71	12	1	20	28	61	2	165
72	29	4	10	62	105	0	210
73	49	7	28	66	150	0	341
74	14	11	5	17	47	0	173
75	31	11	53	32	127	1	264
76	43	36	87	61	227	0	328
77	12	20	56	24	112	0	171
78	18	6	50	53	127	1	219
79	29	10	68	54	161	0	288
80	21	19	80	34	154	0	277
81	23	15	71	40	149	0	312
82	14	34	53	41	142	2	352
83	14	21	41	29	105	1	233
84	16	16	41	34	107	1	286
85	17	9	60	36	122	0	263
86	19	14	30	36	99	0	323
87S *3	4	7	13	4	28	1	78
88	16	18	45	49	128	0	309
89	21	8	83	43	155	0	355
90	6	16	66	25	113	0	306

**Boundary-Similkameen (BDS)
Voting results by voting area**

Statement of Votes
39th Provincial General Election
May 12, 2009

	Joe Cardoso	Bob Grieve	Lakhvinder Jhaj	John Slater	Total valid votes	Rejected ballots	Registered voters
Voting area (continued)	CP	GP	NDP	LIB			
91	12	12	32	22	78	0	190
92	10	12	66	25	113	0	331
93S *3	-	-	-	-	-	-	8
94	18	8	43	21	90	0	276
95	11	10	73	39	133	1	325
96	16	17	87	28	148	1	366
97	11	10	36	22	79	1	244
98	8	14	43	18	83	0	212
99	16	12	56	38	122	0	271
100	15	16	65	37	133	0	323
101	21	30	61	41	153	1	342
102	25	18	59	47	149	0	260
103	27	16	45	74	162	1	284
104	10	13	76	64	163	2	311
105	25	19	54	31	129	0	245
Sub totals	3,456	1,612	5,627	6,439	17,134	97	28,822
s. 98 Special	22	12	32	29	95	2	
s. 99 Absentee - in ED	63	36	94	81	274	3	
s. 100 Absentee - out of ED	5	7	25	15	52	11	
s. 101 Absentee - advance	5	3	16	13	37	1	
s. 104 Voting in DEO office	39	18	54	83	194	7	
s. 106 Voting by mail	6	3	22	21	52	1	
Grand totals	3,596	1,691	5,870	6,681	17,838	122	28,822
% of valid votes	20.16%	9.48%	32.91%	37.45%			

Summary

Valid votes - General and advance	17,134	96.05%	Total valid votes
s. 98 Special	95	0.53%	Total valid votes
s. 99 Absentee - in ED	274	1.54%	Total valid votes
s. 100 Absentee - out of ED	52	0.29%	Total valid votes
s. 101 Absentee - advance	37	0.21%	Total valid votes
s. 104 Voting in DEO office	194	1.09%	Total valid votes
s. 106 Voting by mail	52	0.29%	Total valid votes

Total valid votes 17,838

Rejected ballots 122 0.68% Ballots cast
Registered voters who voted 17,960 62.31% Registered voters

Registered voters 28,822

Candidate elected: John Slater (LIB)

*1 Voting areas 36S, 37S and 41S combined

*2 Voting areas 27S, 54S, 56S and 60S combined

*3 Voting areas 87S and 93S combined



Burnaby-Deer Lake (BND)
Voting results by voting area

Statement of Votes
 39th Provincial General Election
 May 12, 2009

	Kathy Corrigan NDP	G. Bruce Friesen GP	John Nuraney LIB	Total valid votes	Rejected ballots	Registered voters
Advance voting						
Emmaus Lutheran Church	500	50	598	1,148	11	
Westburn Park Community Centre	799	64	645	1,508	6	
General voting						
Voting area						
1	75	3	59	137	2	293
2	30	4	34	68	1	228
3	80	8	77	165	0	320
4S *1	42	15	22	79	2	102
5	40	14	89	143	2	326
6	61	16	49	126	0	271
7	79	10	36	125	0	278
8	80	7	33	120	0	350
9	87	11	50	148	2	330
10	64	7	41	112	0	381
11	92	7	71	170	2	329
12	82	3	54	139	2	374
13	76	9	70	155	0	345
14	55	6	47	108	0	335
15	72	7	79	158	4	356
16	72	3	59	134	0	310
17	96	8	74	178	4	377
18	64	10	68	142	0	358
19	69	8	55	132	0	343
20	61	11	90	162	0	349
21	56	9	46	111	2	313
22	84	14	83	181	0	378
23	53	12	104	169	1	340
24	29	7	110	146	1	294
25	56	6	74	136	1	339
26	32	12	63	107	1	288
27	44	7	106	157	0	378
28	65	10	60	135	4	315
29	84	11	76	171	0	324
30	81	5	73	159	1	368
31	63	12	61	136	1	340
32S *1	-	-	-	-	-	36
33	109	12	115	236	1	540
34	36	7	30	73	0	238
35	31	3	41	75	0	189
36	13	2	15	30	0	89
37	36	3	26	65	0	202
38	21	0	10	31	1	181
39	48	5	42	95	0	309
40	46	8	40	94	1	302

Burnaby-Deer Lake (BND)
Voting results by voting area

Voting area (continued)	Kathy Corrigan	G. Bruce Friesen	John Nuraney	Total valid votes	Rejected ballots	Registered voters
	NDP	GP	LIB			
41	16	4	15	35	0	228
42	21	2	29	52	0	236
43	21	1	21	43	0	228
44	71	11	55	137	0	324
45	91	9	30	130	1	329
46	66	2	62	130	1	294
47	67	2	52	121	0	363
48	44	8	26	78	2	216
49	38	3	26	67	2	281
50	59	4	37	100	0	295
51	18	2	47	67	1	207
52	32	3	32	67	0	250
53	48	5	21	74	2	283
54	42	10	28	80	0	239
55	16	2	36	54	2	212
56	16	1	42	59	1	274
57	19	2	26	47	0	178
58	32	5	52	89	1	260
59	51	4	49	104	2	300
60	49	5	50	104	0	328
61	46	6	42	94	1	283
62	45	2	52	99	1	307
63	46	7	30	83	0	242
64	46	5	76	127	0	273
65	86	8	53	147	1	371
66	28	2	53	83	0	179
67	46	10	48	104	0	208
68	40	5	46	91	0	236
69	41	2	29	72	0	265
70	38	6	18	62	0	254
71	79	6	73	158	0	364
72	74	2	36	112	0	368
73	70	7	42	119	0	330
74	49	10	49	108	1	317
75	45	1	46	92	0	303
76	43	4	88	135	1	307
77	59	6	58	123	2	303
78	63	5	75	143	0	350
79	33	6	101	140	2	319
80	47	9	92	148	1	339
81	79	5	74	158	2	348
82	65	6	104	175	1	381
83	53	15	102	170	0	325
84	47	7	73	127	0	355
85	71	5	69	145	0	396
86	45	6	46	97	1	319
87	68	3	55	126	1	313
88	56	3	61	120	0	356
89	62	3	36	101	1	345
90	62	11	38	111	0	335

Burnaby-Deer Lake (BND)
Voting results by voting area

Statement of Votes
 39th Provincial General Election
 May 12, 2009

	Kathy Corrigan	G. Bruce Friesen	John Nurane	Total valid votes	Rejected ballots	Registered voters
Voting area (continued)	NDP	GP	LIB			
91	44	10	60	114	2	347
92	39	11	29	79	1	248
93	60	9	42	111	1	327
94	53	4	15	72	0	223
95	39	5	40	84	1	225
96	39	4	32	75	1	303
97	31	5	72	108	0	244
98	27	5	29	61	0	205
99	57	5	18	80	0	273
100	31	6	25	62	4	270
101	41	7	32	80	1	275
102	37	6	22	65	1	288
103	33	0	31	64	0	261
104	31	3	56	90	0	294
105	23	6	50	79	0	234
106	36	4	53	93	0	190
107	74	3	46	123	5	343
108	73	5	19	97	0	216
109	52	5	43	100	1	243
110	37	6	46	89	1	236
111	56	6	51	113	0	285
112	49	2	47	98	0	259
113	37	1	31	69	1	179
114	35	6	26	67	0	316
115	59	5	17	81	0	263
116	52	3	28	83	2	272
117	57	5	28	90	1	323
118	34	8	18	60	1	233
119	44	4	24	72	0	279
Sub totals	7,392	833	7,106	15,331	108	34,488
s. 98 Special	71	9	39	119	4	
s. 99 Absentee - in ED	461	57	307	825	15	
s. 100 Absentee - out of ED	91	19	60	170	27	
s. 101 Absentee - advance	19	3	18	40	1	
s. 104 Voting in DEO office	48	4	51	103	1	
s. 106 Voting by mail	21	3	10	34	0	
Grand totals	8,103	928	7,591	16,622	156	34,488
% of valid votes	48.75%	5.58%	45.67%			

Summary

Valid votes - General and advance	15,331	92.23%	Total valid votes
s. 98 Special	119	0.72%	Total valid votes
s. 99 Absentee - in ED	825	4.96%	Total valid votes
s. 100 Absentee - out of ED	170	1.02%	Total valid votes
s. 101 Absentee - advance	40	0.24%	Total valid votes
s. 104 Voting in DEO office	103	0.62%	Total valid votes
s. 106 Voting by mail	34	0.21%	Total valid votes

Total valid votes 16,622

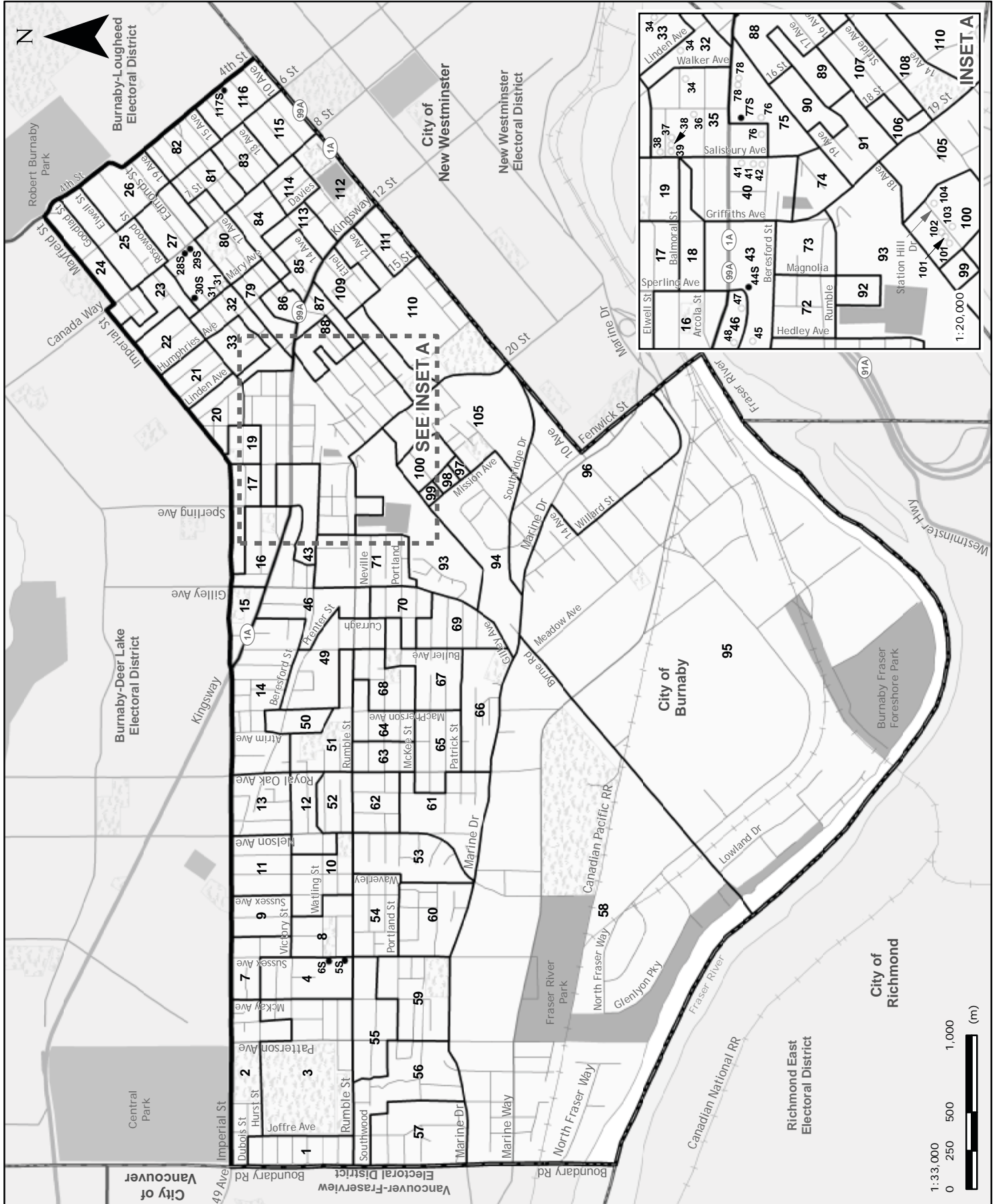
Rejected ballots 156 0.93% Ballots cast
Registered voters who voted 16,778 48.65% Registered voters

Registered voters 34,488

Candidate elected: Kathy Corrigan (NDP)

*1 Voting areas 4S and 32S combined

Burnaby-Edmonds (BNE)
MAP A - Burnaby-Edmonds Electoral District



Burnaby-Edmonds (BNE)
Voting results by voting area

	Dan Cancade	Raj Chouhan	Carrie McLaren	Lee Alexander Rankin	Total valid votes	Rejected ballots	Registered voters
	LBN	NDP	GP	LIB			
Advance voting							
Burnaby Host Lions Club Hall	27	586	65	624	1,302	9	
Edmonds Community Centre	49	945	92	525	1,611	13	
General voting							
Voting area							
1	1	90	17	94	202	2	328
2	6	92	16	78	192	0	342
3	8	82	22	86	198	1	371
4	2	65	11	57	135	1	305
5S *2	-	-	-	-	-	-	60
6S *2	-	-	-	-	-	-	61
7	0	48	9	55	112	3	310
8	3	88	12	49	152	1	304
9	6	68	13	40	127	0	355
10	4	82	6	66	158	0	320
11	4	51	9	51	115	3	356
12	1	72	12	48	133	2	327
13	1	47	8	40	96	0	341
14	3	56	8	32	99	1	275
15	7	85	8	35	135	1	285
16	3	42	6	19	70	1	249
17	7	58	3	41	109	3	320
18	2	26	4	20	52	0	300
19	0	36	5	23	64	1	293
20	3	7	32	58	100	0	343
21	1	46	9	53	109	0	315
22	7	63	3	26	99	2	309
23	4	65	1	53	123	1	318
24	2	49	2	50	103	2	292
25	7	73	15	68	163	2	388
26	8	66	7	43	124	2	380
27	1	59	10	39	109	1	340
28S *1	-	-	-	-	-	-	43
29S *1	-	-	-	-	-	-	64
30S *1	4	32	9	22	67	3	111
31	5	75	9	19	108	0	332
32	1	66	10	38	115	1	353
33	0	50	5	11	66	0	258
34	0	25	8	5	38	0	183
35	3	72	16	46	137	2	422
36	0	20	0	29	49	1	196
37	2	32	4	35	73	1	210
38	2	27	2	25	56	0	154
39	0	23	3	19	45	0	187
40	5	56	6	9	76	0	298

Burnaby-Edmonds (BNE)
Voting results by voting area

Statement of Votes
 39th Provincial General Election
 May 12, 2009

	Dan Cancade	Raj Chouhan	Carrie McLaren	Lee Alexander Rankin	Total valid votes	Rejected ballots	Registered voters
Voting area (continued)	LBN	NDP	GP	LIB			
41	5	26	1	15	47	0	240
42	1	13	6	28	48	1	203
43	4	41	8	53	106	2	268
44S *2	14	29	3	6	52	0	67
45	1	35	2	36	74	0	159
46	2	43	7	32	84	2	294
47	7	46	5	51	109	1	194
48	9	23	3	52	87	1	209
49	7	53	12	51	123	0	395
50	5	69	12	50	136	3	386
51	8	77	9	59	153	3	335
52	3	66	4	50	123	1	375
53	1	60	7	58	126	4	343
54	5	72	11	76	164	1	375
55	5	76	8	84	173	0	347
56	3	70	26	68	167	0	323
57	2	80	9	84	175	1	321
58	1	64	5	36	106	0	316
59	3	59	9	105	176	2	363
60	5	88	11	89	193	1	382
61	1	42	12	57	112	2	332
62	4	33	10	43	90	0	318
63	4	66	10	50	130	1	344
64	3	76	9	60	148	3	371
65	2	67	11	65	145	0	357
66	2	73	11	78	164	0	354
67	1	70	10	38	119	1	319
68	4	85	5	49	143	1	379
69	2	65	9	79	155	0	322
70	5	81	9	65	160	0	317
71	5	85	5	54	149	0	321
72	7	67	9	72	155	1	363
73	2	32	16	46	96	1	316
74	4	68	9	56	137	5	360
75	1	38	5	30	74	0	248
76	3	32	6	25	66	0	155
77S	5	42	8	51	106	1	146
78	7	84	5	20	116	1	299
79	1	52	2	22	77	1	292
80	7	81	7	44	139	0	351
81	4	95	5	25	129	1	318
82	5	78	4	37	124	4	360
83	0	77	2	44	123	3	297
84	11	99	8	46	164	1	375
85	2	68	6	28	104	3	362
86	4	42	8	11	65	2	351
87	3	39	1	16	59	0	246
88	1	76	9	26	112	1	363
89	3	65	2	34	104	1	319
90	2	53	5	33	93	0	291

Burnaby-Edmonds (BNE)
Voting results by voting area

	Dan Cancade	Raj Chouhan	Carrie McLaren	Lee Alexander Rankin	Total valid votes	Rejected ballots	Registered voters
Voting area (continued)	LBN	NDP	GP	LIB			
91	2	33	7	52	94	1	329
92	0	23	0	24	47	0	206
93	2	71	14	84	171	2	448
94	0	41	8	36	85	0	226
95	9	49	14	50	122	1	298
96	2	57	7	43	109	0	230
97	2	67	22	55	146	0	295
98	1	66	10	40	117	1	226
99	3	63	4	61	131	0	288
100	3	31	7	69	110	1	356
101	1	19	9	33	62	0	232
102	6	19	6	42	73	0	243
103	2	46	6	47	101	0	224
104	3	28	2	51	84	0	207
105	4	46	6	48	104	1	232
106	9	71	7	36	123	0	308
107	3	76	5	25	109	0	302
108	2	72	3	49	126	1	340
109	6	68	10	22	106	0	357
110	2	90	11	32	135	1	381
111	4	113	4	44	165	3	366
112	4	111	9	38	162	0	320
113	4	67	3	35	109	2	324
114	5	88	10	36	139	0	315
115	3	103	6	41	153	0	345
116	1	94	11	22	128	1	388
117S	1	22	1	11	35	0	63
Sub totals	469	8,180	1,055	6,144	15,848	132	34,288
s. 98 Special	1	30	2	11	44	3	
s. 99 Absentee - in ED	17	291	39	145	492	19	
s. 100 Absentee - out of ED	6	96	13	47	162	18	
s. 101 Absentee - advance	0	14	4	6	24	3	
s. 104 Voting in DEO office	0	36	9	32	77	3	
s. 106 Voting by mail	0	0	0	0	0	0	
Grand totals	493	8,647	1,122	6,385	16,647	178	34,288
% of valid votes	2.96%	51.94%	6.74%	38.36%			

Burnaby-Edmonds (BNE)
Voting results by voting area

Summary

Valid votes - General and advance	15,848	95.20%	Total valid votes
s. 98 Special	44	0.26%	Total valid votes
s. 99 Absentee - in ED	492	2.96%	Total valid votes
s. 100 Absentee - out of ED	162	0.97%	Total valid votes
s. 101 Absentee - advance	24	0.15%	Total valid votes
s. 104 Voting in DEO office	77	0.46%	Total valid votes
s. 106 Voting by mail	0	0.00%	Total valid votes

Total valid votes 16,647

Rejected ballots 178 1.06% Ballots cast
 Registered voters who voted 16,825 49.07% Registered voters

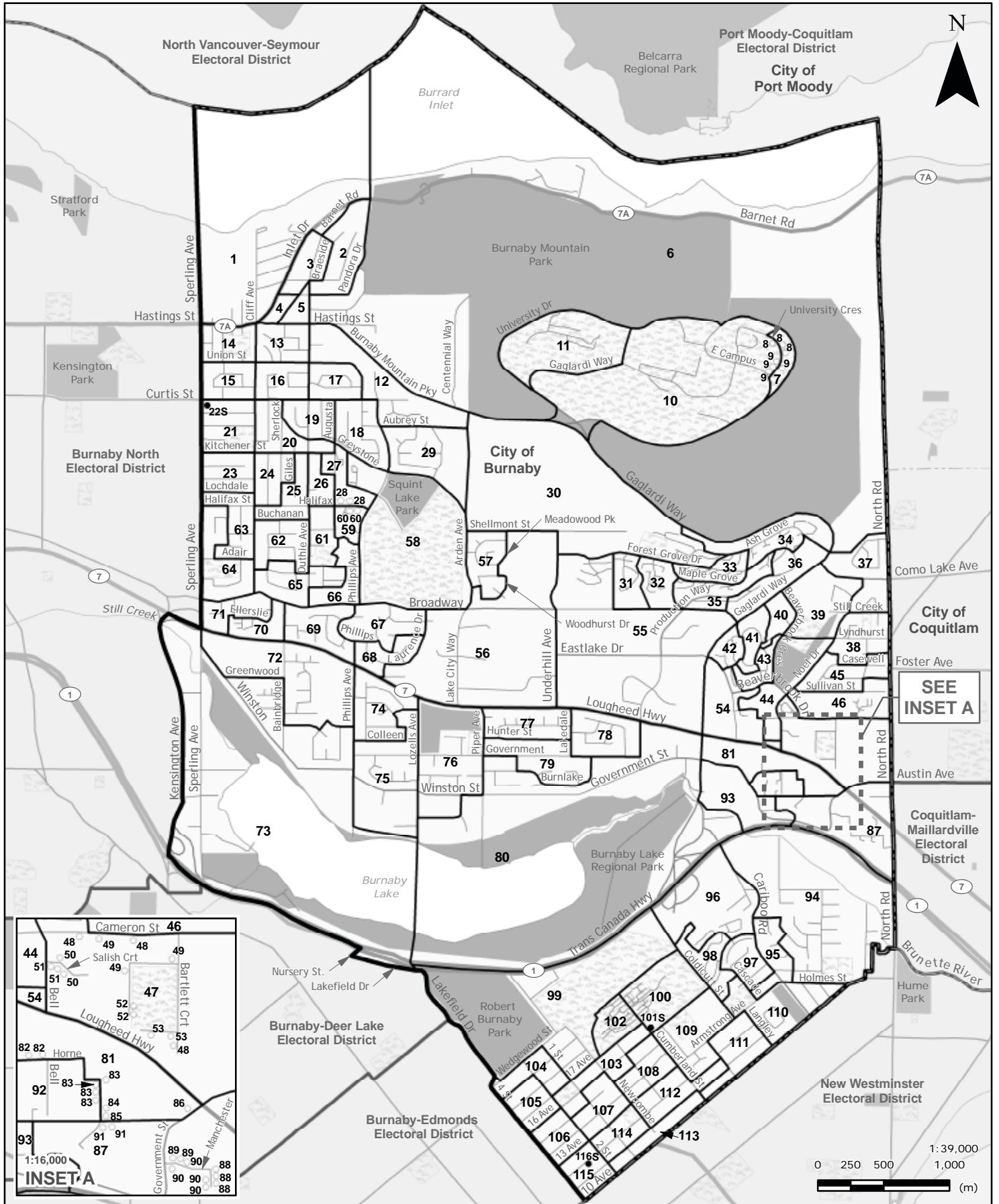
Registered voters 34,288

Candidate elected: Raj Chouhan (NDP)

*1 Voting areas 28S, 29S and 30S combined

*2 Voting areas 5S, 6S and 44S combined

Burnaby-Lougheed (BNL)
MAP A - Burnaby-Lougheed Electoral District



Burnaby-Lougheed (BNL)
Voting results by voting area

Statement of Votes
 39th Provincial General Election
 May 12, 2009

	Harry Bloy	Helen H. S. Chang	Jaynie Clark	Total valid votes	Rejected ballots	Registered voters
	LIB	GP	NDP			
Advance voting						
Christian Fellowship Church	350	28	335	713	2	
St. Stephen's Anglican Church	560	56	493	1,109	6	
Swedish Canadian Rest Home	716	60	431	1,207	7	
General voting						
Voting area						
1	66	12	70	148	0	273
2	60	9	22	91	1	278
3	50	5	40	95	1	241
4	17	11	38	66	2	235
5	49	4	61	114	1	269
6	21	0	6	27	0	226
7	56	12	40	108	0	284
8	66	19	47	132	1	358
9	50	10	43	103	0	305
10	27	10	27	64	0	141
11	6	6	23	35	0	187
12	103	5	35	143	1	348
13	71	6	57	134	0	322
14	52	7	56	115	0	272
15	61	8	55	124	0	276
16	78	10	58	146	0	352
17	56	11	39	106	1	351
18	94	7	46	147	1	344
19	49	9	58	116	0	308
20	94	1	73	168	3	310
21	77	17	64	158	1	354
22S *3	-	-	-	-	-	11
23	71	8	42	121	0	315
24	42	3	33	78	0	273
25	47	9	21	77	1	269
26	72	11	65	148	0	333
27	38	11	38	87	0	273
28	40	6	38	84	0	245
29	94	6	31	131	1	333
30	89	10	108	207	1	374
31	36	16	111	163	2	309
32	93	13	85	191	1	319
33	62	9	89	160	1	282
34	85	16	79	180	4	342
35	46	10	64	120	1	324
36	27	8	83	118	0	309
37	80	14	57	151	0	320
38	68	9	51	128	0	260
39	67	15	29	111	1	249
40	53	19	68	140	0	326

Burnaby-Lougheed (BNL)
Voting results by voting area

Voting area (continued)	Harry Bloy	Helen H. S. Chang	Jaynie Clark	Total valid votes	Rejected ballots	Registered voters
	LIB	GP	NDP			
41	38	19	88	145	3	339
42	76	8	80	164	1	346
43	80	11	89	180	1	360
44	43	4	70	117	0	283
45	75	3	76	154	2	317
46 *1	54	15	27	96	0	284
47	46	8	32	86	1	265
48	53	13	68	134	0	318
49	54	12	68	134	2	344
50	32	13	62	107	1	316
51	27	4	27	58	0	331
52	56	9	54	119	1	324
53	73	7	66	146	0	325
54	55	14	93	162	1	330
55	28	6	28	62	0	278
56	58	5	36	99	0	263
57	78	8	28	114	0	296
58	34	7	35	76	1	276
59	57	15	61	133	1	295
60	43	9	29	81	0	279
61	25	7	46	78	0	285
62	51	15	56	122	0	340
63	62	11	49	122	3	278
64	97	7	78	182	2	335
65	70	4	57	131	2	361
66	84	10	97	191	0	383
67	104	6	35	145	0	325
68	100	7	33	140	1	278
69	67	7	37	111	0	357
70	79	7	62	148	3	355
71	50	8	43	101	0	258
72	90	9	51	150	0	333
73	74	14	50	138	0	345
74	102	20	76	198	1	367
75	101	10	67	178	1	356
76	108	11	36	155	0	288
77	118	6	44	168	1	293
78	112	2	50	164	1	310
79	124	6	36	166	0	309
80	100	4	55	159	0	325
81	33	17	61	111	0	315
82	52	17	75	144	1	320
83	41	9	74	124	2	358
84	25	1	22	48	0	288
85	38	5	26	69	0	347
86	33	7	38	78	0	318
87	20	15	42	77	1	272
88	31	14	74	119	4	334
89	32	3	26	61	0	304
90 *2	38	7	44	89	0	373

Burnaby-Lougheed (BNL)
Voting results by voting area

Statement of Votes
 39th Provincial General Election
 May 12, 2009

	Harry Bloy	Helen H. S. Chang	Jaynie Clark	Total valid votes	Rejected ballots	Registered voters
Voting area (continued)	LIB	GP	NDP			
91 *2	-	-	-	-	-	301
92	37	7	79	123	3	321
93	68	8	58	134	0	425
94	79	5	37	121	0	345
95	88	4	57	149	1	327
96	47	24	83	154	1	369
97	98	9	40	147	0	379
98	51	9	58	118	0	342
99	58	7	72	137	0	235
100	64	6	46	116	0	348
101S *3	32	4	51	87	3	283
102	104	9	50	163	1	390
103	38	5	114	157	0	329
104	59	3	101	163	0	289
105	69	13	120	202	2	364
106	42	4	107	153	0	326
107	58	6	80	144	2	356
108	59	5	98	162	0	318
109	83	4	69	156	1	315
110	85	13	62	160	0	330
111	81	6	64	151	0	303
112	68	12	85	165	0	351
113	51	7	60	118	0	339
114	29	4	64	97	1	309
115	36	8	111	155	2	332
116S *1	-	-	-	-	-	0
Sub totals	8,544	1,154	7,732	17,430	96	35,705
s. 98 Special	12	4	25	41	4	
s. 99 Absentee - in ED	430	85	525	1,040	5	
s. 100 Absentee - out of ED	65	15	76	156	20	
s. 101 Absentee - advance	22	4	14	40	1	
s. 104 Voting in DEO office	113	17	119	249	4	
s. 106 Voting by mail	21	6	20	47	1	
Grand totals	9,207	1,285	8,511	19,003	131	35,705
% of valid votes	48.45%	6.76%	44.79%			

Summary

Valid votes - General and advance	17,430	91.72%	Total valid votes
s. 98 Special	41	0.22%	Total valid votes
s. 99 Absentee - in ED	1,040	5.47%	Total valid votes
s. 100 Absentee - out of ED	156	0.82%	Total valid votes
s. 101 Absentee - advance	40	0.21%	Total valid votes
s. 104 Voting in DEO office	249	1.31%	Total valid votes
s. 106 Voting by mail	47	0.25%	Total valid votes

Total valid votes 19,003

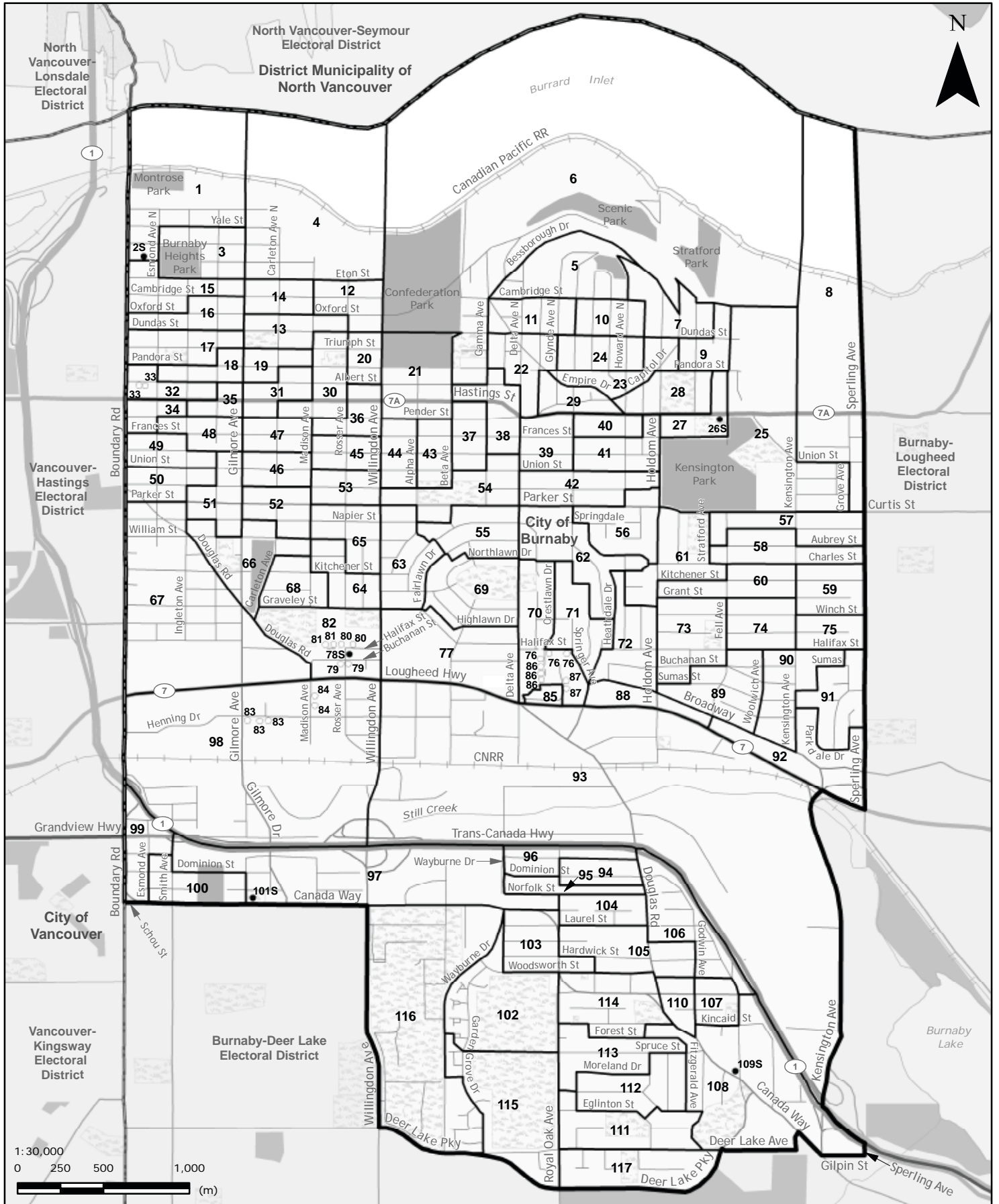
Rejected ballots 131 0.68% Ballots cast
Registered voters who voted 19,134 53.59% Registered voters

Registered voters 35,705

Candidate elected: Harry Bloy (LIB)

*1 Voting areas 46 and 116S combined
*2 Voting areas 90 and 91 combined
*3 Voting areas 22S and 101S combined

Burnaby North (BNN)
MAP A - Burnaby North Electoral District



Burnaby North (BNN)
Voting results by voting area

	Richard T. Lee	Doug Perry	Mondee Redman	Total valid votes	Rejected ballots	Registered voters
	LIB	GP	NDP			
Advance voting						
Capitol Hill Community Hall	1,214	136	1,142	2,492	13	
Vancouver Korean Gospel Church	355	57	350	762	7	
General voting						
Voting area						
1	81	16	88	185	2	334
2S	60	6	70	136	0	206
3	99	16	71	186	0	312
4	55	9	85	149	1	304
5	72	9	54	135	3	351
6	65	12	57	134	1	333
7	68	5	66	139	0	357
8	75	11	62	148	0	365
9	50	7	42	99	1	343
10	54	3	52	109	0	337
11	93	11	56	160	0	315
12	88	7	76	171	1	326
13	93	15	88	196	1	370
14	74	7	60	141	1	332
15	92	18	89	199	3	352
16	86	20	80	186	0	315
17	77	16	72	165	1	324
18	42	16	63	121	1	298
19	52	9	70	131	3	305
20	58	1	63	122	0	331
21	26	8	60	94	2	300
22	73	8	65	146	2	343
23	40	6	51	97	2	306
24	61	1	53	115	1	349
25	57	5	84	146	0	332
26S	12	7	17	36	0	78
27	41	7	36	84	0	303
28	27	2	25	54	0	307
29	39	11	51	101	1	312
30	92	11	66	169	1	401
31	59	11	79	149	0	354
32	42	17	67	126	2	354
33	60	8	57	125	1	297
34	37	9	40	86	0	289
35	46	15	60	121	0	303
36	40	14	65	119	1	288
37	43	5	52	100	1	304
38	65	6	54	125	2	351
39	35	13	39	87	3	339
40	13	9	30	52	1	278

Burnaby North (BNN)
Voting results by voting area

Statement of Votes
 39th Provincial General Election
 May 12, 2009

	Richard T. Lee	Doug Perry	Mondee Redman	Total valid votes	Rejected ballots	Registered voters
Voting area (continued)	LIB	GP	NDP			
41	54	9	52	115	1	297
42	60	7	47	114	0	332
43	85	6	88	179	2	336
44	67	11	74	152	1	347
45	85	8	53	146	2	367
46	90	7	58	155	1	359
47	107	13	71	191	3	374
48	44	6	83	133	0	319
49	76	7	77	160	1	327
50	68	7	71	146	0	342
51	86	12	81	179	2	329
52	89	6	77	172	0	337
53	94	3	58	155	1	373
54	110	3	61	174	0	360
55	75	4	76	155	3	338
56	74	10	72	156	1	351
57	65	11	65	141	1	348
58	64	10	68	142	0	326
59	62	7	49	118	0	296
60	64	4	36	104	0	299
61	86	2	47	135	1	316
62	78	4	37	119	0	303
63	95	11	60	166	0	357
64	66	12	84	162	1	334
65	75	7	52	134	1	349
66	83	16	96	195	0	353
67	65	10	73	148	1	329
68	60	9	67	136	3	315
69	107	9	74	190	0	345
70	89	6	76	171	1	353
71	67	4	40	111	1	338
72	84	8	68	160	2	362
73	127	13	66	206	2	364
74	86	8	57	151	2	325
75	64	5	28	97	0	287
76	35	11	66	112	0	292
77	118	16	102	236	5	478
78S	34	3	27	64	1	128
79	84	5	48	137	0	372
80	83	15	68	166	2	354
81	46	16	92	154	0	346
82	83	6	73	162	0	345
83	67	8	56	131	2	427
84	93	7	53	153	1	497
85	48	8	67	123	0	335
86	53	11	71	135	2	329
87	61	6	58	125	2	309
88	43	6	51	100	2	322
89	71	8	77	156	0	364
90	73	13	68	154	1	335

Burnaby North (BNN)
Voting results by voting area

	Richard T. Lee	Doug Perry	Mondee Redman	Total valid votes	Rejected ballots	Registered voters
Voting area (continued)	LIB	GP	NDP			
91	91	6	65	162	2	325
92	67	9	52	128	1	319
93	109	13	52	174	0	480
94	40	3	55	98	0	367
95	50	10	48	108	2	330
96	30	2	51	83	1	324
97	46	5	64	115	1	301
98	66	5	52	123	1	410
99	65	6	46	117	2	309
100	79	17	81	177	2	365
101S *1	25	7	12	44	10	118
102	78	7	110	195	2	355
103	49	4	65	118	1	325
104	45	6	65	116	2	321
105	75	11	49	135	0	344
106	69	6	71	146	1	378
107	40	9	61	110	0	345
108	48	4	39	91	0	289
109S *1	-	-	-	-	-	38
110	38	4	51	93	0	297
111	104	15	86	205	0	344
112	117	4	62	183	0	347
113	86	11	77	174	0	336
114	73	13	78	164	0	319
115	66	13	85	164	0	323
116	63	15	80	158	0	356
117	78	12	44	134	0	321
Sub totals	9,351	1,211	8,727	19,289	139	38,404
s. 98 Special	13	4	33	50	3	
s. 99 Absentee - in ED	357	58	359	774	6	
s. 100 Absentee - out of ED	82	10	101	193	23	
s. 101 Absentee - advance	13	0	14	27	1	
s. 104 Voting in DEO office	47	8	65	120	5	
s. 106 Voting by mail	17	1	33	51	1	
Grand totals	9,880	1,292	9,332	20,504	178	38,404
% of valid votes	48.19%	6.30%	45.51%			

Burnaby North (BNN)
Voting results by voting area

Summary

Valid votes - General and advance	19,289	94.07%	Total valid votes
s. 98 Special	50	0.24%	Total valid votes
s. 99 Absentee - in ED	774	3.77%	Total valid votes
s. 100 Absentee - out of ED	193	0.94%	Total valid votes
s. 101 Absentee - advance	27	0.13%	Total valid votes
s. 104 Voting in DEO office	120	0.59%	Total valid votes
s. 106 Voting by mail	51	0.26%	Total valid votes

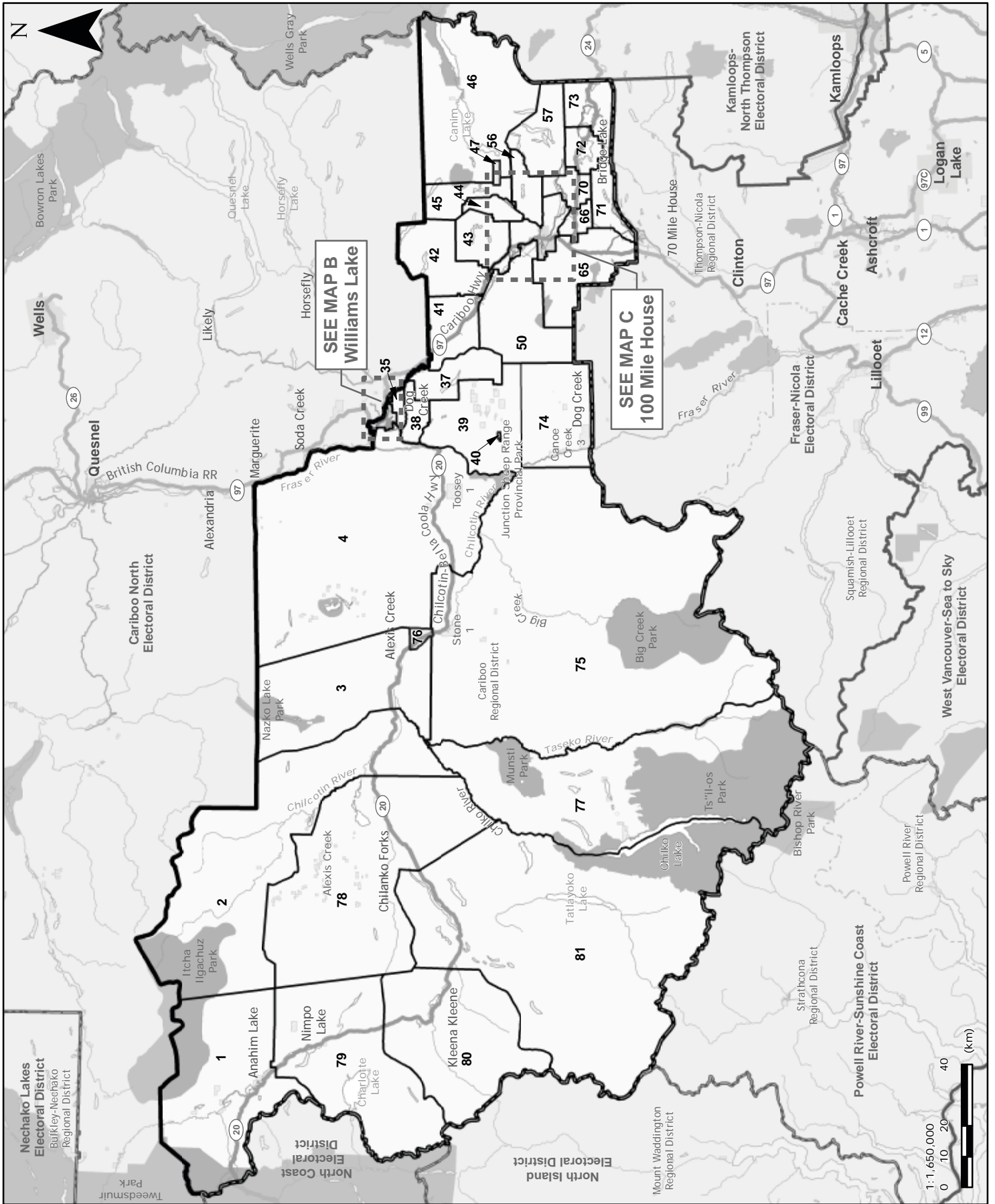
Total valid votes 20,504

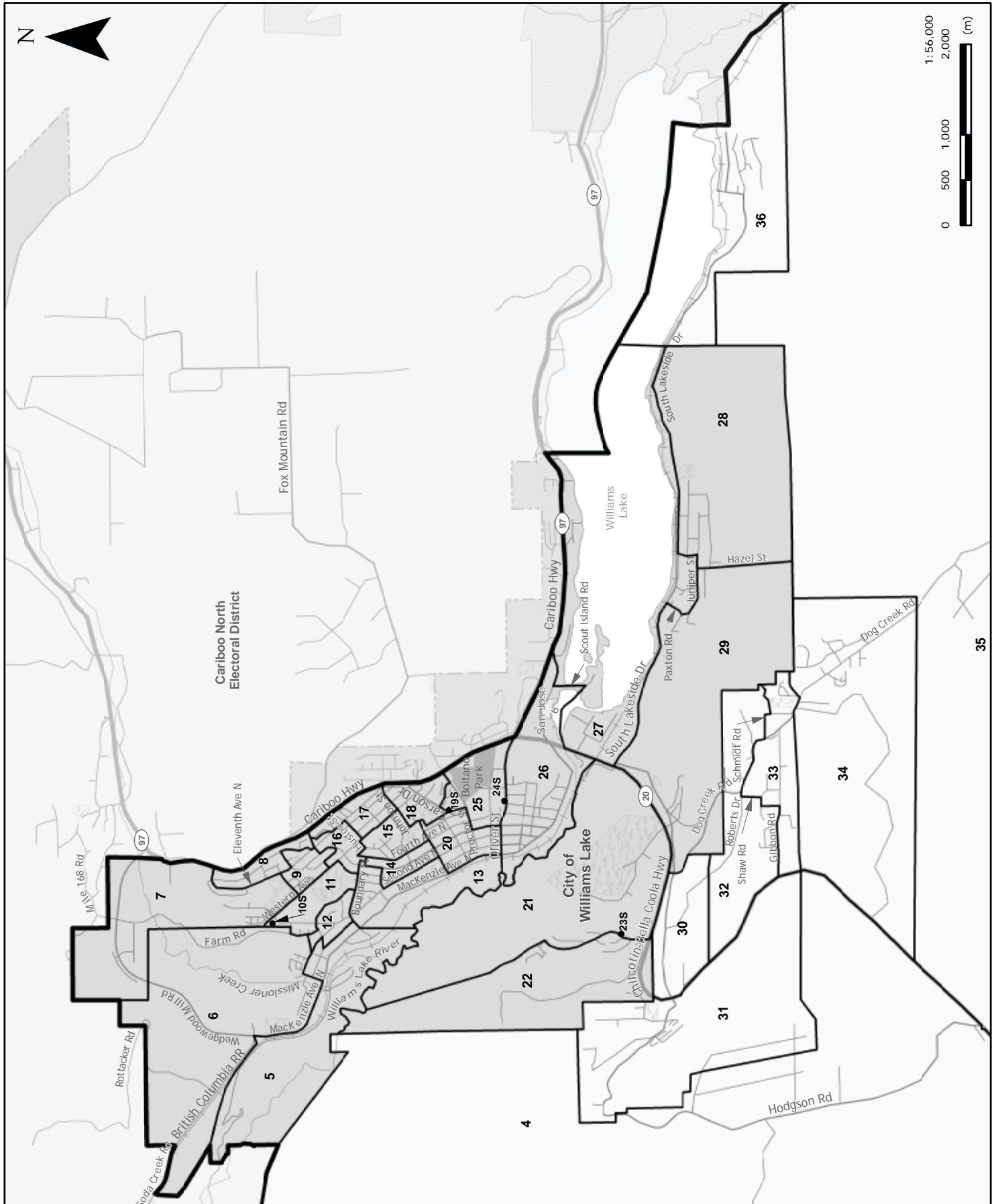
Rejected ballots 178 0.86% Ballots cast
 Registered voters who voted 20,682 53.85% Registered voters

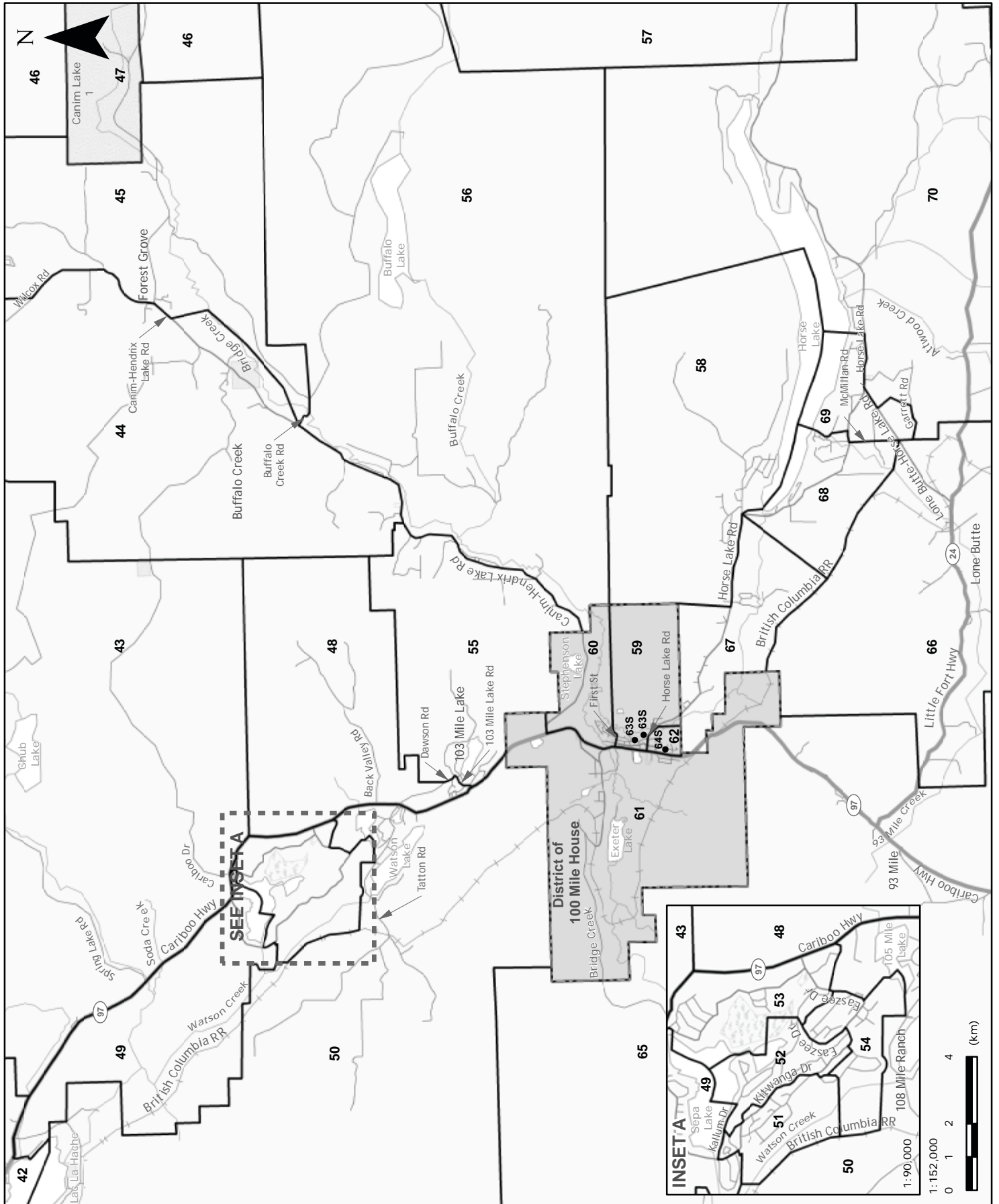
Registered voters 38,404

Candidate elected: Richard T. Lee (LIB)

*1 Voting areas 101S and 109S combined







Cariboo-Chilcotin (CBC)
Voting results by voting area

Statement of Votes
 39th Provincial General Election
 May 12, 2009

	Donna Barnett	Elli Taylor	Charlie Wyse	Total valid votes	Rejected ballots	Registered voters
	LIB	GP	NDP			
Advance voting						
Creekside Seniors Activity Centre	787	44	560	1,391	8	
Elks Hall	729	78	666	1,473	3	
General voting						
Voting area						
1	56	5	63	124	0	225
2 *1	-	-	-	-	-	27
3 *1	41	6	37	84	0	110
4	14	6	56	76	0	337
5	12	2	51	65	0	300
6	33	6	48	87	0	284
7	63	6	60	129	1	406
8	94	5	76	175	2	351
9	54	4	68	126	0	316
10S	25	3	23	51	5	124
11	27	2	47	76	0	272
12	43	10	80	133	1	351
13	45	2	57	104	0	314
14	45	10	52	107	1	321
15	78	5	67	150	1	330
16	41	5	40	86	1	215
17	45	7	72	124	1	362
18	28	3	46	77	2	277
19S *2	-	-	-	-	-	25
20	31	3	72	106	2	315
21	113	8	45	166	1	327
22	90	3	57	150	1	313
23S	12	2	14	28	0	47
24S *2	8	1	25	34	0	29
25	19	4	31	54	0	269
26	23	4	47	74	2	277
27	74	4	39	117	0	270
28	53	7	62	122	0	270
29	64	9	27	100	0	305
30	65	5	53	123	0	267
31	51	8	67	126	0	292
32	63	5	63	131	0	312
33	50	14	66	130	1	311
34	89	8	87	184	2	362
35	96	4	64	164	0	403
36	65	5	52	122	0	252
37	57	8	45	110	0	219
38	99	7	64	170	0	314
39	40	7	37	84	0	242
40	18	20	126	164	0	193

Cariboo-Chilcotin (CBC)
Voting results by voting area

	Donna Barnett	Elli Taylor	Charlie Wyse	Total valid votes	Rejected ballots	Registered voters
Voting area (continued)	LIB	GP	NDP			
41	119	5	81	205	1	339
42	84	13	84	181	1	322
43	42	2	24	68	1	144
44	42	10	74	126	2	248
45	65	9	67	141	1	279
46	90	7	45	142	0	288
47	14	13	87	114	1	155
48	42	2	40	84	0	229
49	59	2	54	115	0	366
50	101	6	62	169	0	344
51	75	8	61	144	0	282
52	91	5	77	173	0	329
53	88	18	69	175	1	331
54	100	5	77	182	0	340
55	39	4	24	67	0	337
56	56	4	59	119	0	302
57	64	2	98	164	0	295
58	86	5	64	155	1	331
59	38	6	52	96	0	304
60	75	5	50	130	0	353
61	46	1	39	86	0	264
62	75	3	50	128	2	333
63S *3	-	-	-	-	-	58
64S *3	19	0	17	36	1	33
65	46	5	67	118	1	317
66	96	16	76	188	1	331
67	73	5	62	140	0	342
68	77	8	40	125	0	346
69	59	3	72	134	0	304
70	95	9	71	175	0	339
71	73	6	42	121	0	253
72	92	9	70	171	1	292
73	103	7	87	197	0	295
74	14	2	50	66	0	78
75	18	1	80	99	0	198
76	5	10	127	142	0	206
77	1	2	93	96	1	106
78	21	8	42	71	1	108
79 *4	27	4	38	69	1	86
80 *4	-	-	-	-	-	10
81	41	11	48	100	0	137
Sub totals	5,791	586	5,732	12,109	53	20,890

Cariboo-Chilcotin (CBC)
Voting results by voting area

Statement of Votes
 39th Provincial General Election
 May 12, 2009

	Donna Barnett	Elli Taylor	Charlie Wyse	Total valid votes	Rejected ballots	Registered voters
Voting area (continued)	LIB	GP	NDP			
s. 98 Special	27	3	25	55	6	
s. 99 Absentee - in ED	282	50	247	579	2	
s. 100 Absentee - out of ED	28	3	26	57	2	
s. 101 Absentee - advance	16	0	18	34	0	
s. 104 Voting in DEO office	104	8	113	225	3	
s. 106 Voting by mail	11	0	10	21	0	
Grand totals	6,259	650	6,171	13,080	66	20,890
% of valid votes	47.85%	4.97%	47.18%			

Summary

Valid votes - General and advance	12,109	92.58%	Total valid votes
s. 98 Special	55	0.42%	Total valid votes
s. 99 Absentee - in ED	579	4.43%	Total valid votes
s. 100 Absentee - out of ED	57	0.44%	Total valid votes
s. 101 Absentee - advance	34	0.25%	Total valid votes
s. 104 Voting in DEO office	225	1.72%	Total valid votes
s. 106 Voting by mail	21	0.16%	Total valid votes

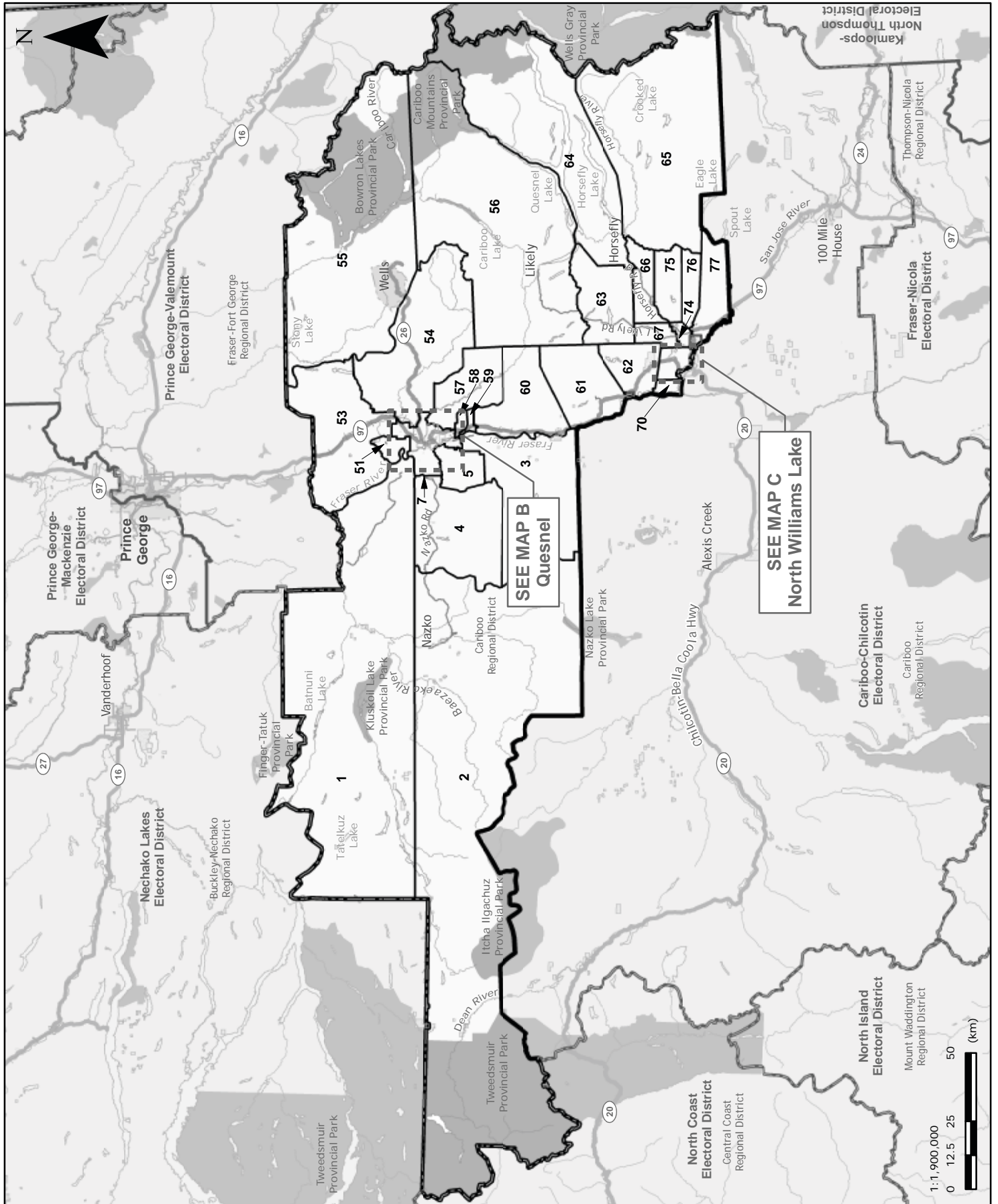
Total valid votes 13,080

Rejected ballots 66 0.50% Ballots cast
 Registered voters who voted 13,146 62.93% Registered voters

Registered voters 20,890

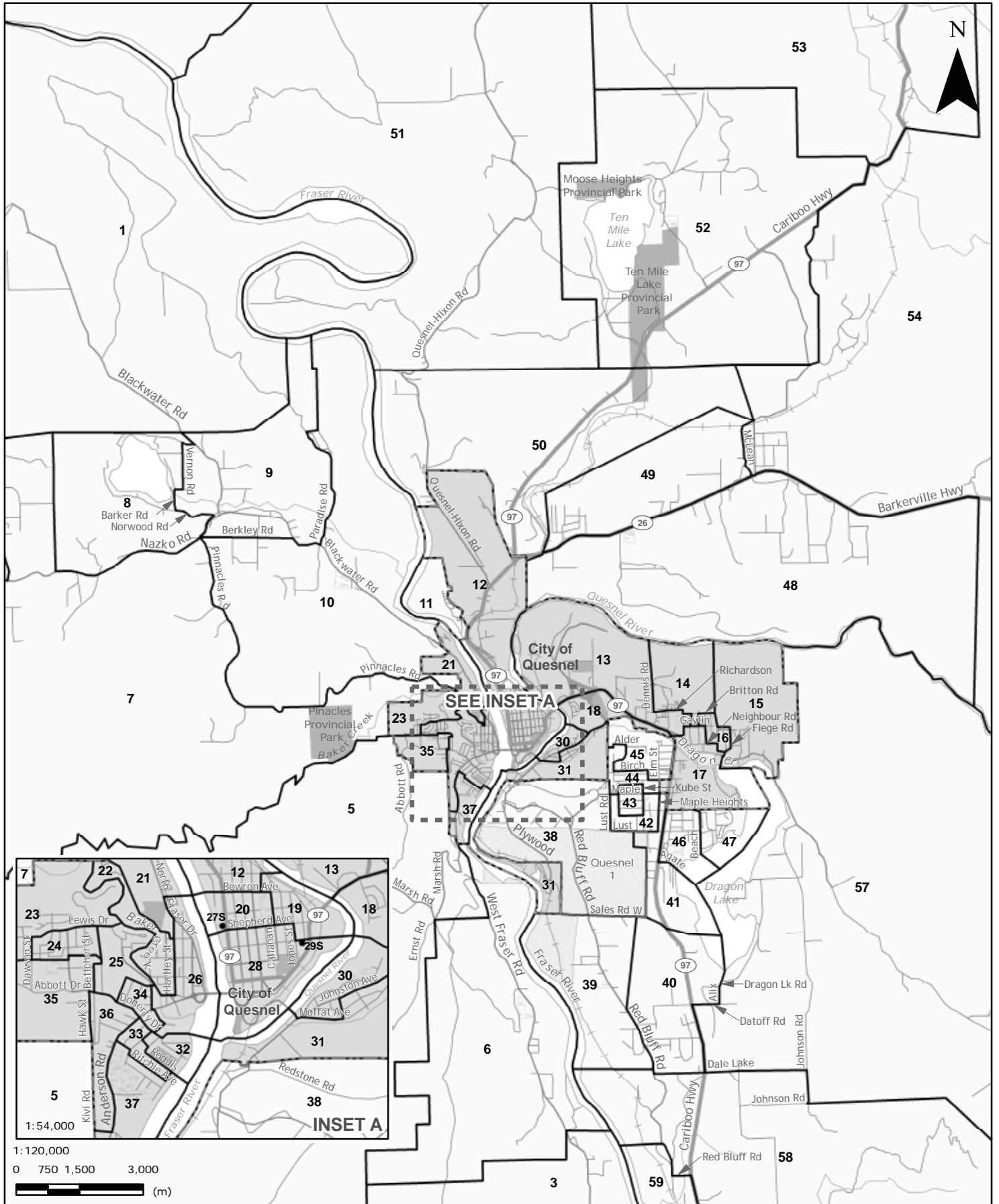
Candidate elected: Donna Barnett (LIB)

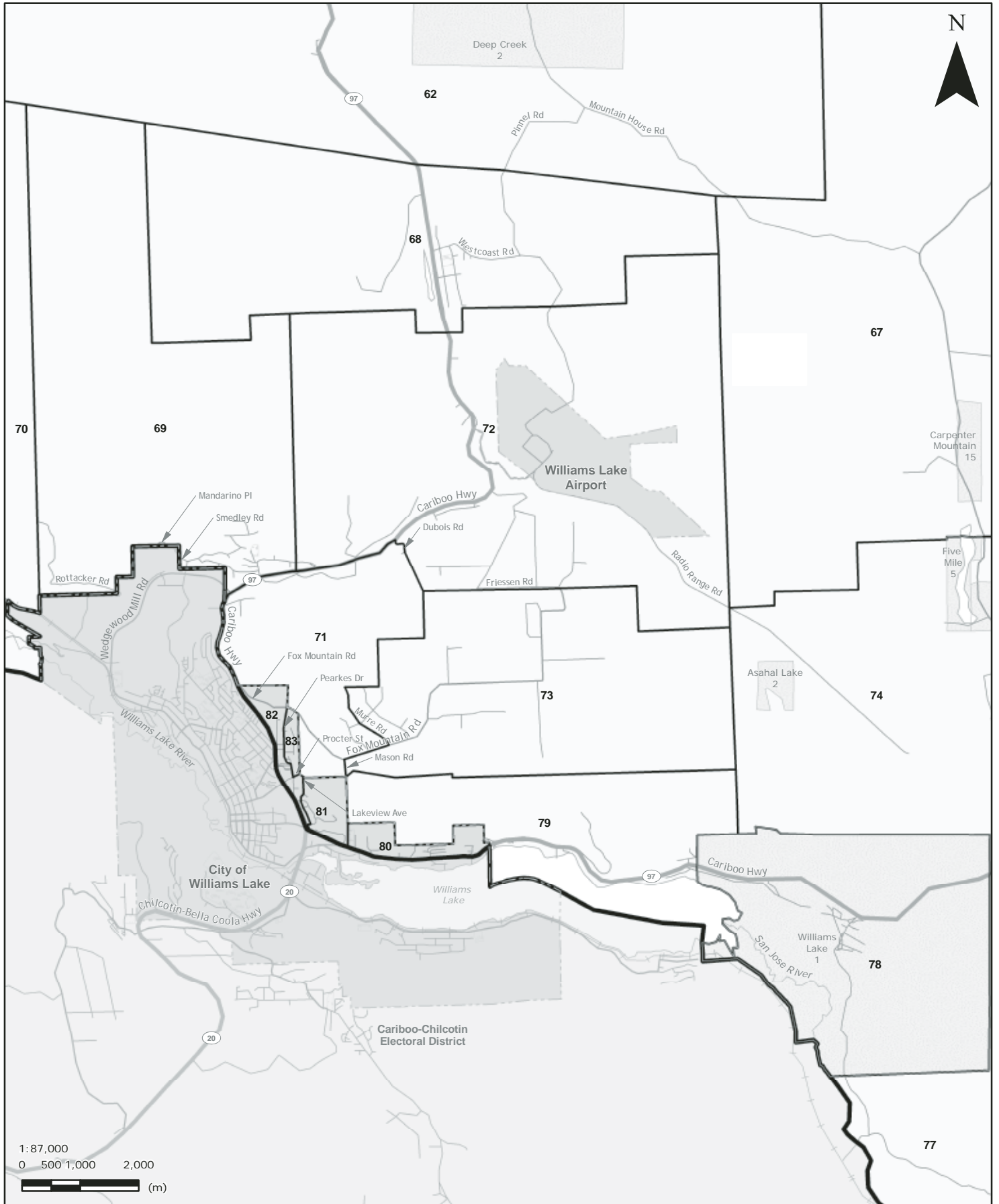
- *1 Voting areas 2 and 3 combined
- *2 Voting areas 19S and 24S combined
- *3 Voting areas 63S and 64S combined
- *4 Voting areas 79 and 80 combined



SEE MAP C
North Williams Lake

SEE MAP B
Quesnel





Cariboo North (CBN)
Voting results by voting area

Statement of Votes
 39th Provincial General Election
 May 12, 2009

	Bruce Ernst	Douglas Gook	Bob Simpson	Total valid votes	Rejected ballots	Registered voters
	LIB	GP	NDP			
Advance voting						
Overlander Hotel	395	24	276	695	3	
Royal Canadian Legion 94	1,199	58	1,155	2,412	15	
General voting						
Voting area						
1 *1	-	-	-	-	-	213
2 *1	11	4	40	55	0	74
3	50	10	27	87	1	254
4	52	8	45	105	0	323
5	47	9	68	124	3	331
6	66	12	91	169	0	336
7	59	4	86	149	2	345
8	84	5	60	149	0	316
9	66	11	81	158	0	319
10	62	9	69	140	0	330
11 *2	-	-	-	-	-	102
12 *2	61	2	80	143	0	304
13	56	4	86	146	0	321
14	82	6	83	171	0	326
15	91	1	64	156	1	319
16	90	3	94	187	0	344
17	98	1	93	192	0	368
18	39	3	56	98	1	241
19	45	2	56	103	1	256
20	30	2	54	86	1	311
21	53	3	47	103	0	237
22	48	3	72	123	1	314
23	51	4	81	136	0	344
24	65	10	89	164	0	336
25	41	3	51	95	0	309
26	32	3	38	73	0	265
27S *3	17	7	13	37	3	30
28	65	2	87	154	3	330
29S *3	-	-	-	-	-	40
30	68	3	76	147	1	274
31	67	8	92	167	5	288
32	31	8	54	93	0	208
33	31	3	49	83	0	258
34	15	3	50	68	1	287
35	39	4	74	117	0	338
36	31	8	63	102	1	300
37	30	7	100	137	0	332
38	95	6	83	184	1	334
39	56	4	85	145	2	351
40	60	12	77	149	0	348

Voting area (continued)	Bruce Ernst	Douglas Gook	Bob Simpson	Total valid votes	Rejected ballots	Registered voters
	LIB	GP	NDP			
41	60	7	82	149	1	340
42	55	5	83	143	1	336
43	61	4	82	147	1	285
44	52	9	84	145	0	307
45	58	4	88	150	1	333
46	88	9	73	170	0	319
47	85	3	58	146	0	339
48	74	9	76	159	1	303
49	61	3	78	142	0	335
50	53	1	46	100	0	243
51	49	4	41	94	1	228
52	86	6	81	173	0	349
53	31	1	38	70	0	153
54	79	4	59	142	0	329
55	28	6	90	124	1	189
56	80	12	75	167	1	295
57	80	2	102	184	2	360
58	60	5	70	135	2	336
59	80	7	85	172	0	343
60	51	2	112	165	1	348
61	84	18	86	188	1	347
62	33	15	57	105	0	253
63	87	14	72	173	0	340
64	128	18	94	240	0	352
65	41	8	37	86	1	112
66	65	16	77	158	0	294
67	34	3	17	54	0	132
68	77	14	54	145	3	335
69	66	18	51	135	1	326
70	8	4	28	40	0	154
71	39	4	36	79	0	193
72	57	12	48	117	0	282
73	69	2	53	124	3	299
74	98	9	71	178	1	348
75	67	7	58	132	1	308
76	111	12	74	197	1	355
77	106	13	71	190	0	412
78	9	1	42	52	0	115
79	63	7	28	98	0	223
80	44	12	51	107	0	308
81	47	8	45	100	0	250
82	27	6	29	62	1	304
83	30	6	42	78	0	263
Sub totals	6,239	609	6,669	13,517	72	23,631

Cariboo North (CBN)
Voting results by voting area

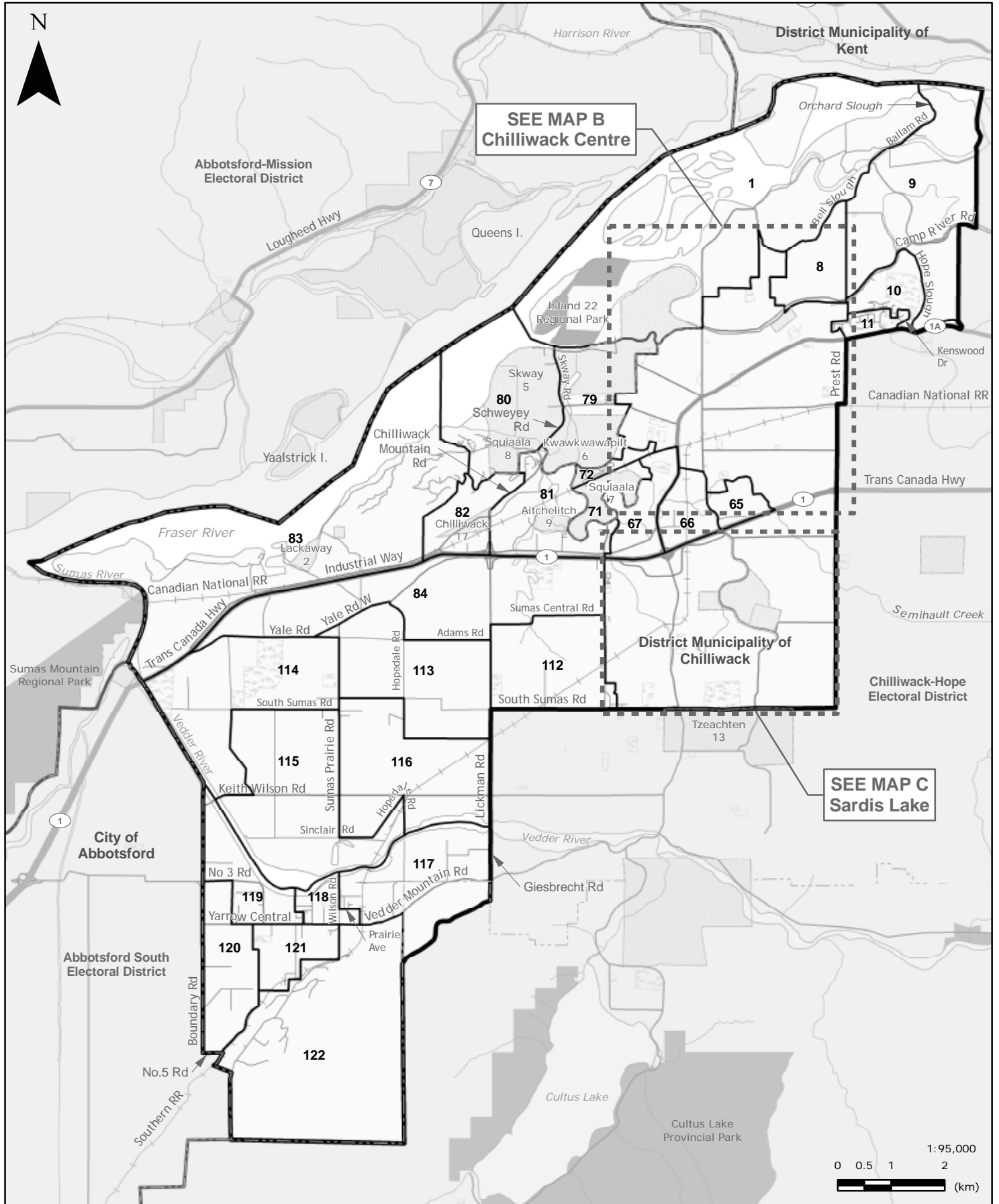
Statement of Votes
 39th Provincial General Election
 May 12, 2009

	Bruce Ernst	Douglas Gook	Bob Simpson	Total valid votes	Rejected ballots	Registered voters
Voting area (continued)	LIB	GP	NDP			
s. 98 Special	45	6	43	94	5	
s. 99 Absentee - in ED	102	21	177	300	2	
s. 100 Absentee - out of ED	28	4	44	76	6	
s. 101 Absentee - advance	13	2	16	31	1	
s. 104 Voting in DEO office	66	1	42	109	1	
s. 106 Voting by mail	8	0	13	21	0	
Grand totals	6,501	643	7,004	14,148	87	23,631
% of valid votes	45.95%	4.54%	49.51%			

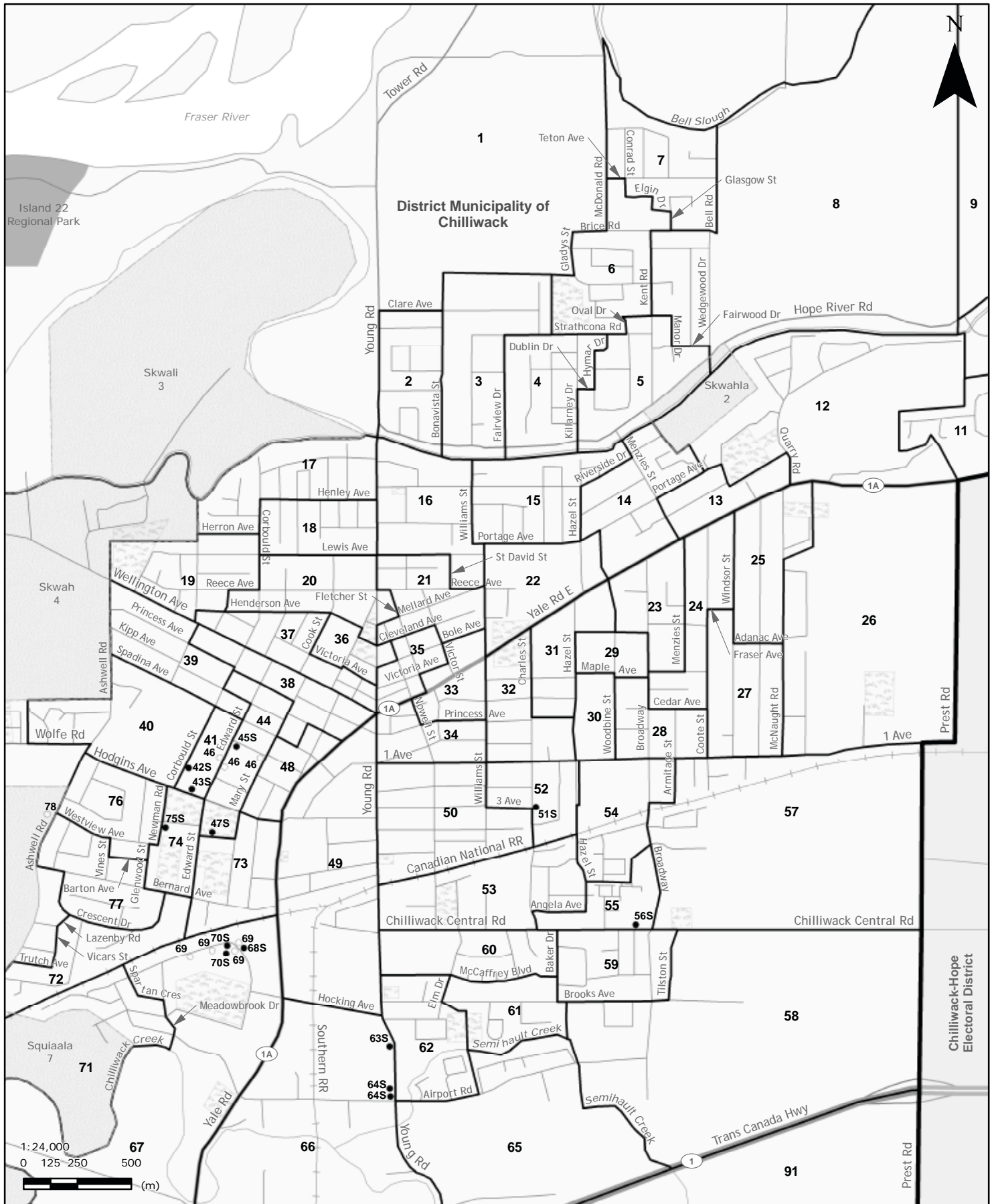
Summary

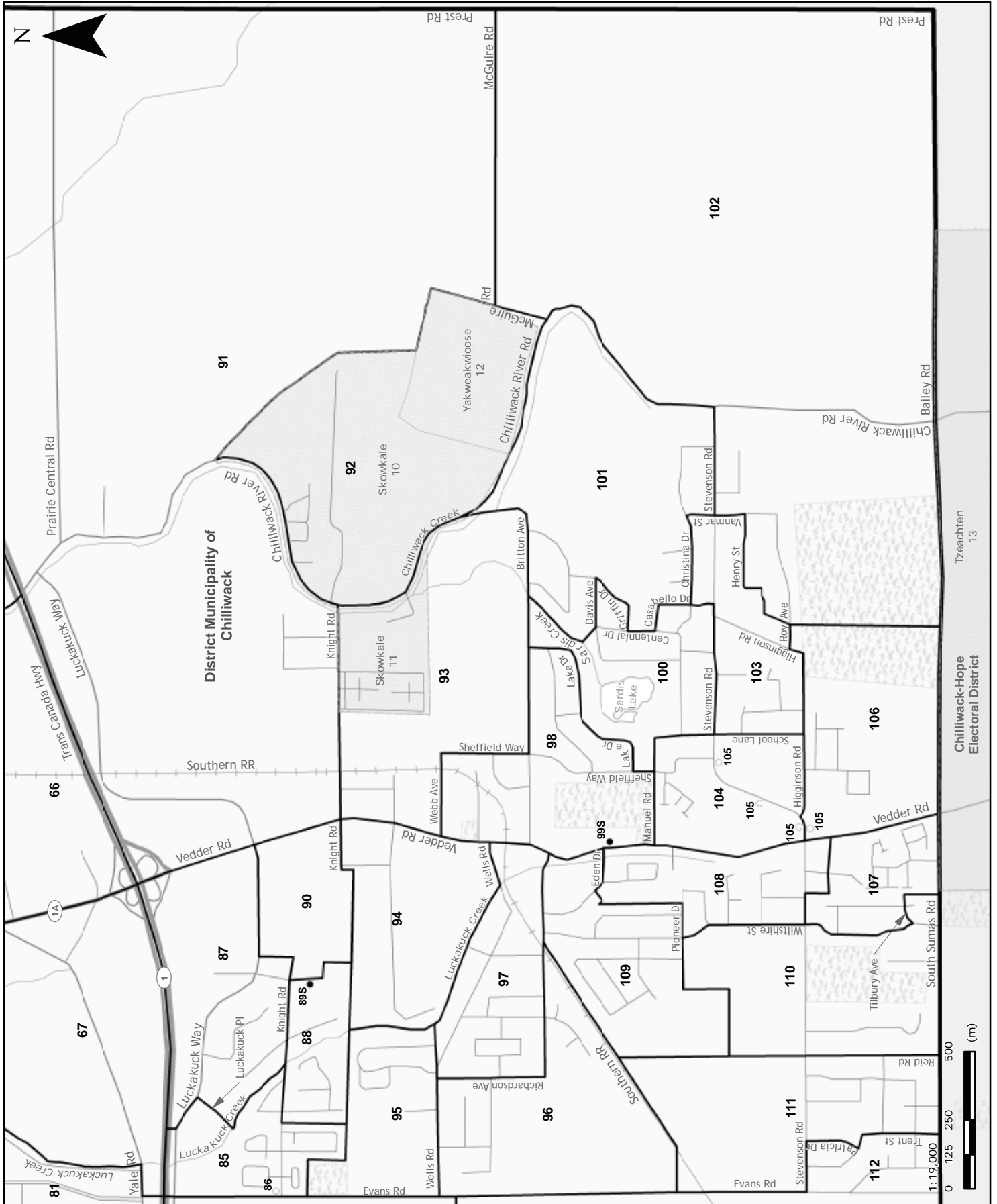
Valid votes - General and advance	13,517	95.54%	Total valid votes
s. 98 Special	94	0.66%	Total valid votes
s. 99 Absentee - in ED	300	2.12%	Total valid votes
s. 100 Absentee - out of ED	76	0.54%	Total valid votes
s. 101 Absentee - advance	31	0.22%	Total valid votes
s. 104 Voting in DEO office	109	0.77%	Total valid votes
s. 106 Voting by mail	21	0.15%	Total valid votes
Total valid votes	14,148		
Rejected ballots	87	0.61%	Ballots cast
Registered voters who voted	14,235	60.24%	Registered voters
Registered voters	23,631		
Candidate elected:	Bob Simpson (NDP)		

*1 Voting areas 1 and 2 combined
 *2 Voting areas 11 and 12 combined
 *3 Voting areas 27S and 29S combined



**Chilliwack (CHC)
MAP B - Chilliwack Centre**





Chilliwack (CHC)
Voting results by voting area

Statement of Votes
 39th Provincial General Election
 May 12, 2009

	Benjamin Besler	Fraea Bolding	Mason Goulden	John Les	Total valid votes	Rejected ballots	Registered voters
	CP	GP	NDP	LIB			
Advance voting							
Evergreen Hall	516	221	955	1,271	2,963	13	
General voting							
Voting area							
1	23	9	21	87	140	3	322
2	18	12	44	56	130	0	353
3	19	22	67	65	173	4	342
4	26	22	55	75	178	0	345
5	19	12	45	69	145	0	328
6	30	14	53	71	168	4	371
7	23	18	56	68	165	2	368
8	20	16	37	71	144	1	355
9	30	10	38	127	205	0	337
10	15	13	41	85	154	1	370
11	33	18	45	75	171	2	374
12	17	11	56	79	163	0	345
13	22	7	58	70	157	3	342
14	12	6	37	40	95	2	283
15	23	12	33	68	136	0	351
16	9	18	49	45	121	0	344
17	15	10	50	59	134	0	375
18	14	6	36	34	90	1	337
19	12	17	48	41	118	0	354
20	13	13	39	39	104	1	361
21	12	15	38	34	99	0	333
22	7	10	40	31	88	0	283
23	18	15	55	45	133	2	316
24	12	12	49	36	109	0	277
25	16	11	51	54	132	0	335
26	23	10	49	78	160	3	372
27	16	4	54	41	115	1	322
28	19	17	40	50	126	1	315
29	18	12	50	41	121	0	301
30	10	5	25	13	53	0	276
31	17	15	42	27	101	2	317
32	17	13	38	32	100	2	332
33	11	9	26	11	57	0	285
34	7	3	24	17	51	0	269
35	6	6	26	13	51	0	270
36	7	9	17	13	46	0	314
37	10	11	30	15	66	0	285
38	10	15	35	46	106	0	294
39	19	17	42	58	136	4	348
40	16	13	36	41	106	1	361
41	12	9	19	35	75	0	253
42S	12	1	11	31	55	2	106
43S	2	2	6	23	33	0	59
44	16	18	39	26	99	0	382
45S	8	5	7	16	36	0	63

Voting area (continued)	Benjamin Besler	Fraea Bolding	Mason Goulden	John Les	Total valid votes	Rejected ballots	Registered voters
	CP	GP	NDP	LIB			
46	16	5	35	38	94	0	256
47S *1	-	-	-	-	-	-	53
48	18	2	38	37	95	0	269
49	7	4	27	27	65	1	275
50	12	13	20	35	80	0	302
51S *1	6	3	21	40	70	5	80
52	16	8	28	45	97	0	343
53	19	6	43	44	112	0	365
54	22	9	35	42	108	0	338
55	18	7	40	53	118	0	331
56S *1	-	-	-	-	-	-	32
57	22	11	36	62	131	0	339
58	32	6	25	62	125	4	313
59	19	11	36	58	124	0	350
60	17	14	39	70	140	3	305
61	11	10	52	48	121	1	289
62	17	6	43	51	117	0	311
63S *2	-	-	-	-	-	-	26
64S *2	12	4	16	32	64	0	100
65	18	6	45	28	97	1	290
66	24	3	29	66	122	1	313
67	15	13	26	45	99	0	341
68S *3	-	-	-	-	-	-	20
69	13	2	24	25	64	3	292
70S *3	15	3	29	26	73	1	117
71	14	14	42	36	106	1	305
72	23	10	52	48	133	0	342
73	13	12	52	34	111	3	331
74	15	13	35	42	105	0	314
75S *4	-	-	-	-	-	-	35
76	24	13	51	37	125	0	349
77	31	8	48	54	141	1	342
78	23	7	43	36	109	1	301
79	12	4	44	23	83	0	284
80	13	3	29	77	122	0	346
81	21	8	23	36	88	1	261
82	16	7	36	77	136	0	304
83	10	9	33	70	122	2	307
84	15	4	15	95	129	4	306
85	10	5	38	43	96	1	301
86	21	9	67	60	157	0	300
87	25	6	40	58	129	0	298
88	14	8	57	92	171	0	339
89S	5	4	8	15	32	1	72
90	10	7	39	33	89	1	309
91	19	4	30	63	116	1	254
92	19	5	41	63	128	0	373
93	14	2	45	46	107	0	324
94	22	10	37	45	114	0	280
95	23	16	56	83	178	1	304

Chilliwack (CHC)
Voting results by voting area

Statement of Votes
 39th Provincial General Election
 May 12, 2009

	Benjamin Besler	Fraea Bolding	Mason Goulden	John Les	Total valid votes	Rejected ballots	Registered voters
Voting area (continued)	CP	GP	NDP	LIB			
96	19	9	42	69	139	1	302
97	16	11	44	66	137	2	337
98	19	13	59	81	172	2	342
99S *4	4	2	16	17	39	4	33
100	23	13	52	86	174	1	322
101	21	11	60	62	154	1	343
102	21	11	51	79	162	0	309
103	21	13	58	63	155	0	342
104	23	10	42	105	180	2	329
105	41	11	39	77	168	1	308
106	26	14	48	93	181	0	465
107	28	14	59	62	163	0	380
108	16	14	52	99	181	0	356
109	23	15	51	121	210	1	344
110	29	19	67	64	179	0	366
111	13	12	57	68	150	0	341
112	21	9	25	54	109	1	353
113	16	9	36	77	138	1	290
114	21	6	41	96	164	2	315
115	19	20	33	105	177	1	351
116	19	13	29	103	164	0	342
117	21	16	38	67	142	0	322
118	23	20	47	75	165	0	337
119	25	12	48	62	147	0	293
120	14	11	34	110	169	0	297
121	19	18	41	89	167	0	345
122	17	15	27	108	167	0	318
Sub totals	2,549	1,419	5,556	7,780	17,304	113	36,138
s. 98 Special	14	6	35	29	84	4	
s. 99 Absentee - in ED	82	79	245	219	625	5	
s. 100 Absentee - out of ED	6	6	35	23	70	13	
s. 101 Absentee - advance	9	5	9	30	53	2	
s. 104 Voting in DEO office	10	6	20	49	85	2	
s. 106 Voting by mail	2	2	8	8	20	2	
Grand totals	2,672	1,523	5,908	8,138	18,241	141	36,138
% of valid votes	14.65%	8.35%	32.39%	44.61%			

Summary

Valid votes - General and advance	17,304	94.86%	Total valid votes
s. 98 Special	84	0.46%	Total valid votes
s. 99 Absentee - in ED	625	3.43%	Total valid votes
s. 100 Absentee - out of ED	70	0.38%	Total valid votes
s. 101 Absentee - advance	53	0.29%	Total valid votes
s. 104 Voting in DEO office	85	0.47%	Total valid votes
s. 106 Voting by mail	20	0.11%	Total valid votes

Total valid votes 18,241

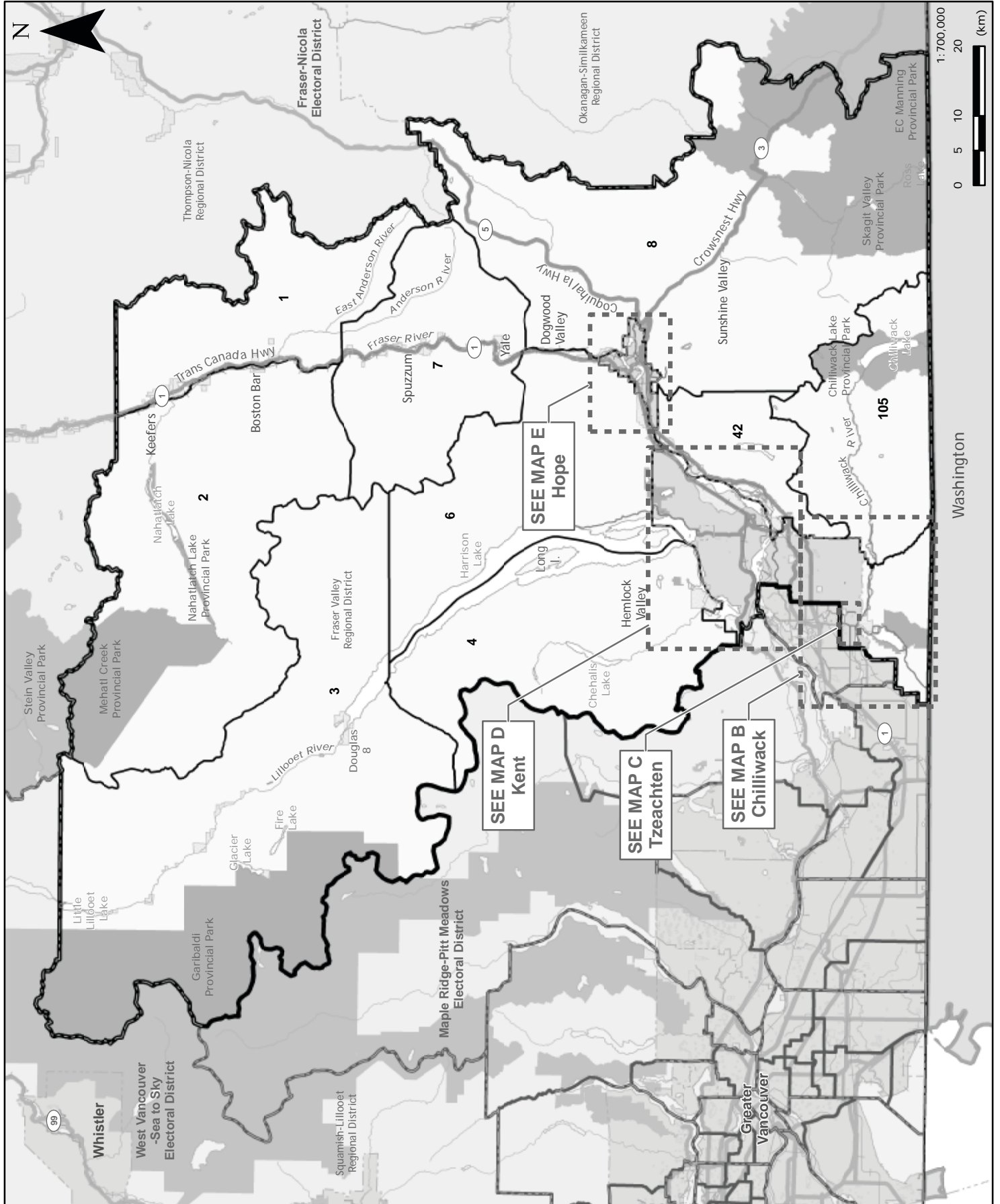
Rejected ballots 141 0.77% Ballots cast
Registered voters who voted 18,382 50.87% Registered voters

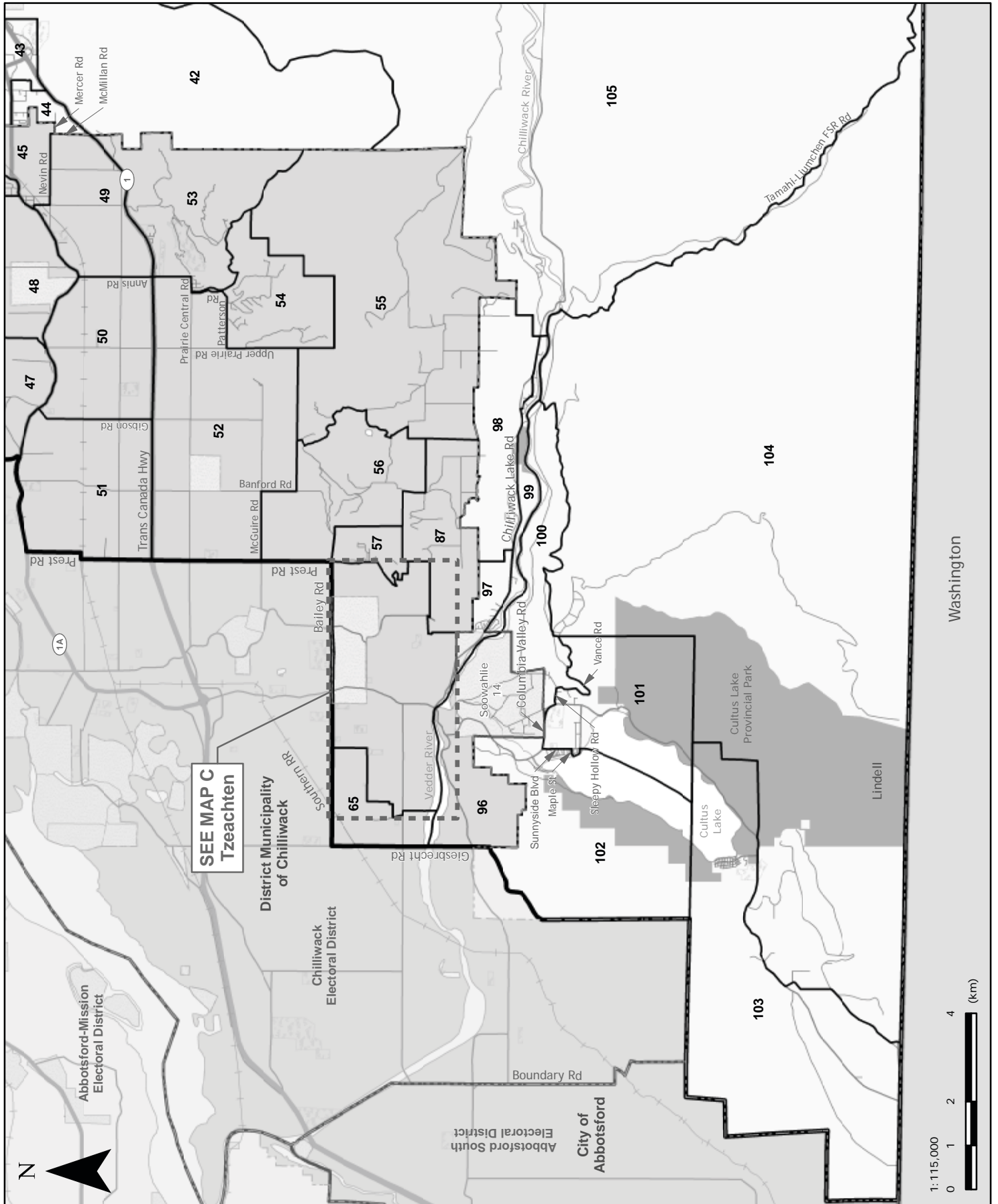
Registered voters 36,138

Candidate elected: John Les (LIB)

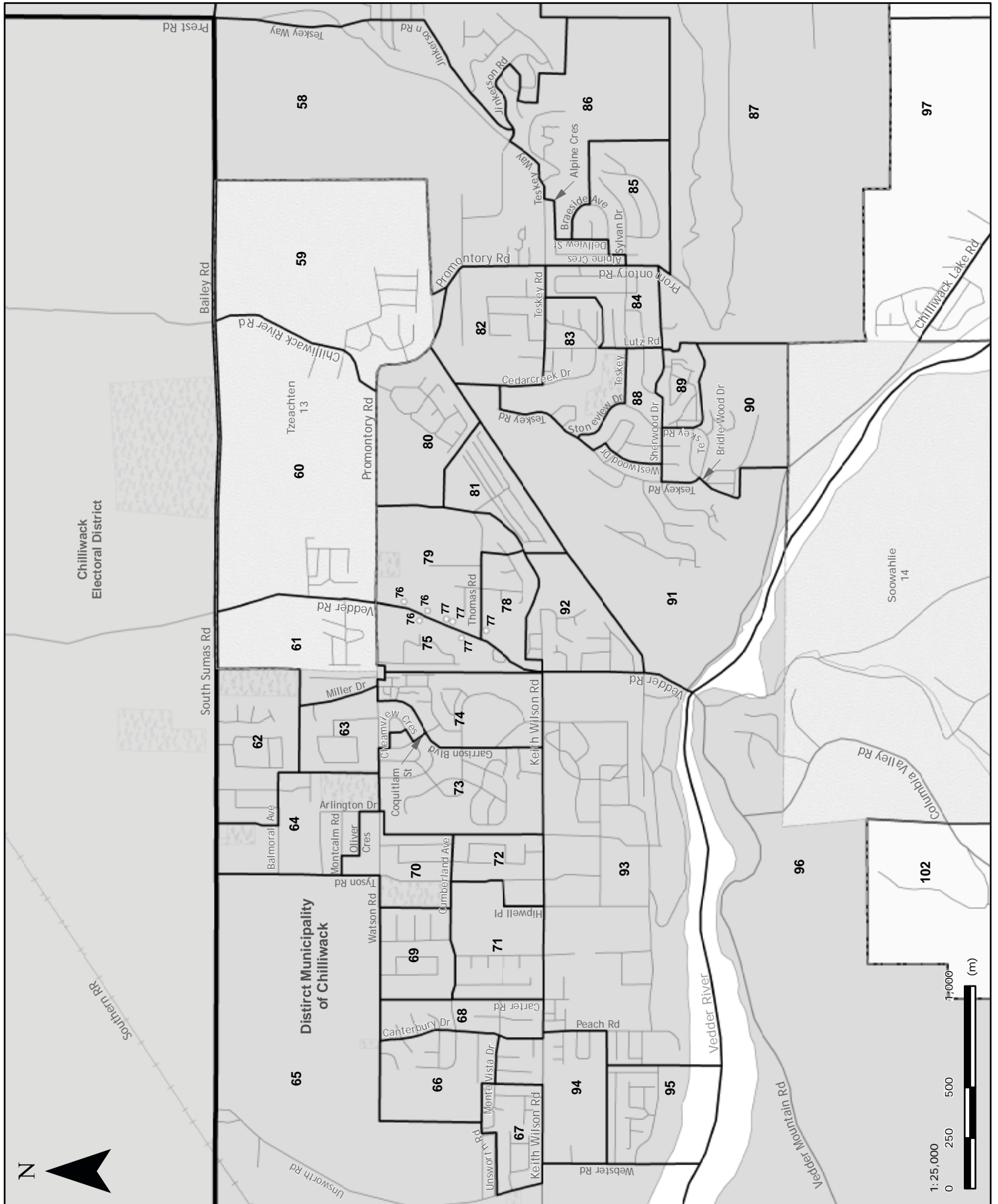
-
- *1 Voting areas 47S, 51S and 56S combined
 - *2 Voting areas 63S and 64S combined
 - *3 Voting areas 68S and 70S combined
 - *4 Voting areas 75S and 99S combined

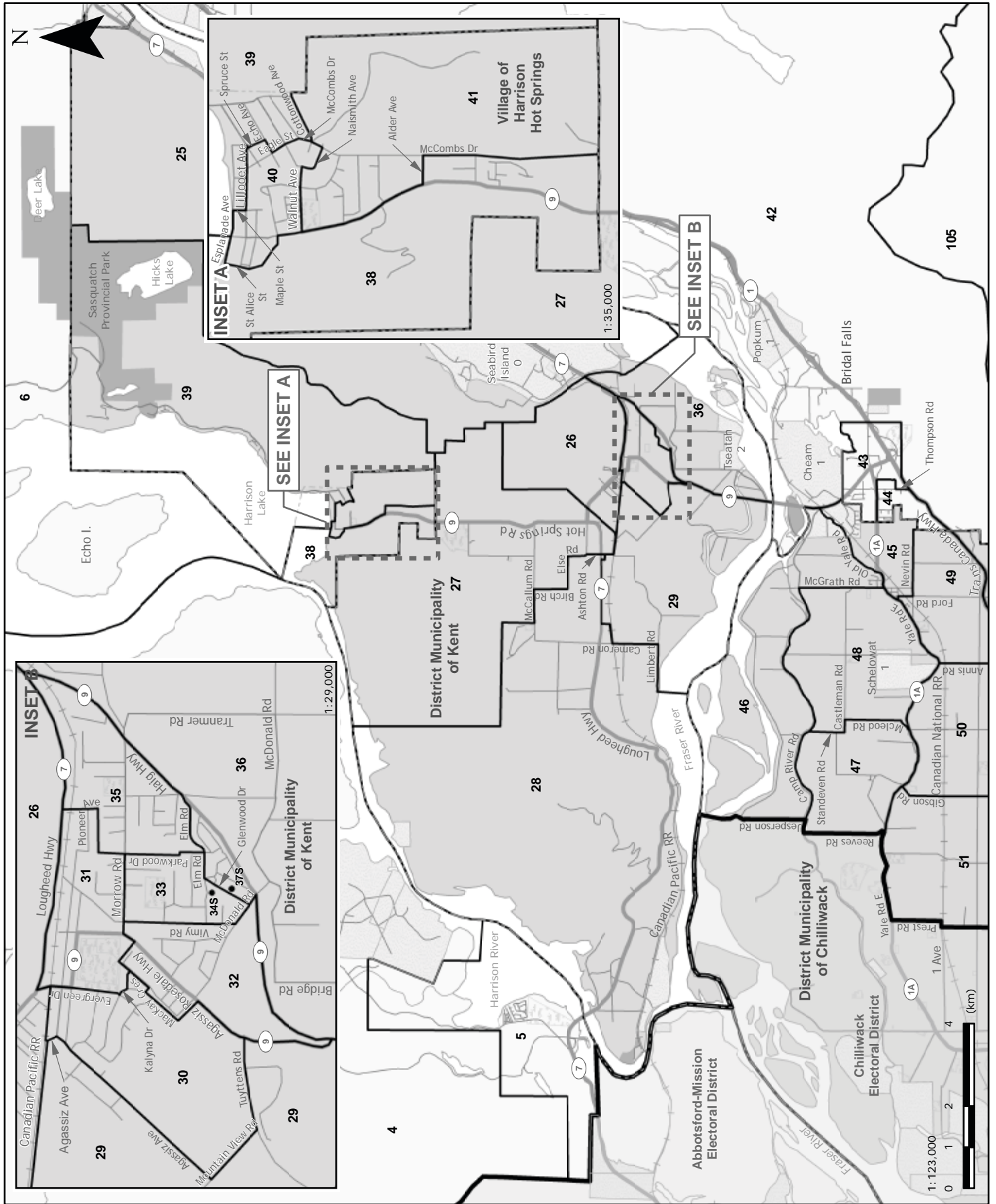
Chilliwack-Hope (CHH)
MAP A - Chilliwack-Hope Electoral District





**Chilliwack-Hope (CHH)
MAP C - Tzeachten**





**Chilliwack-Hope (CHH)
MAP E - Hope**



	Guy Durnin	Hans Mulder	Dorothy-Jean O'Donnell	Gwen O'Mahony	Barry Penner	Total valid votes	Rejected ballots	Registered voters
	GP	CP	PF	NDP	LIB			
Advance voting								
Agassiz Agricultural Association Hall	27	31	5	207	342	612	1	
Boston Bar Community Hall	5	3	0	25	37	70	0	
Royal Canadian Legion 228	24	40	6	323	314	707	1	
Twin Rinks Arena	59	119	4	414	833	1,429	3	
General voting								
Voting area								
1	5	4	2	64	41	116	0	303
2	14	5	0	23	21	63	0	134
3	1	0	1	9	21	32	0	47
4	9	1	0	50	27	87	1	366
5	5	7	0	36	53	101	0	232
6	3	7	2	53	30	95	1	302
7	12	6	1	45	20	84	0	184
8	6	4	0	22	27	59	0	184
9	5	2	1	77	58	143	1	315
10	4	9	0	81	70	164	0	387
11	9	4	1	47	53	114	1	345
12	4	7	1	66	103	181	1	391
13	4	5	1	41	18	69	3	240
14	7	6	2	101	45	161	2	357
15	12	7	1	73	52	145	1	352
16	6	8	1	63	45	123	1	346
17	9	4	1	55	39	108	1	350
18S *1	-	-	-	-	-	-	-	37
19	7	9	0	48	47	111	1	325
20	7	2	0	59	40	108	2	327
21	3	5	1	61	48	118	0	257
22	4	3	2	64	42	115	0	279
23	6	4	1	37	23	71	0	254
24	5	6	2	66	48	127	2	321
25	7	3	2	38	42	92	0	350
26	6	6	2	51	69	134	1	327
27	13	8	0	32	83	136	0	329
28	3	6	0	36	49	94	0	265
29	6	16	2	50	87	161	0	353
30	9	11	1	60	64	145	0	321
31	8	13	1	60	40	122	0	311
32	12	16	1	67	107	203	0	438
33	10	10	2	44	69	135	0	351
34S *1	2	4	2	8	16	32	2	26
35	13	10	0	49	63	135	0	321
36	4	16	1	32	120	173	0	315
37S *1	-	-	-	-	-	-	-	8
38	6	7	5	60	86	164	0	295
39	8	11	0	43	83	145	0	323
40	8	9	1	56	94	168	3	319

Chilliwack-Hope (CHH)
Voting results by voting area

Statement of Votes
 39th Provincial General Election
 May 12, 2009

Voting area (continued)	Guy Durnin	Hans Mulder	Dorothy-Jean O'Donnell	Gwen O'Mahony	Barry Penner	Total valid votes	Rejected ballots	Registered voters
	GP	CP	PF	NDP	LIB			
41	12	4	0	57	90	163	0	312
42	1	10	0	22	36	69	1	332
43	13	14	0	31	107	165	0	344
44	7	15	2	49	107	180	0	379
45	12	12	0	50	47	121	1	325
46	8	20	2	30	111	171	2	358
47	5	12	0	22	110	149	0	312
48	10	8	0	24	115	157	1	333
49	9	17	0	36	101	163	0	343
50	5	15	3	21	117	161	0	310
51	5	13	0	28	104	150	0	303
52	7	13	0	32	93	145	0	298
53	10	15	1	17	90	133	0	390
54	14	18	1	34	109	176	0	355
55	6	14	0	39	58	117	0	250
56	5	9	0	25	88	127	1	327
57	9	10	0	39	147	205	2	485
58	14	8	1	54	93	170	0	455
59	13	15	0	59	91	178	0	404
60	1	10	1	48	64	124	1	272
61	7	3	0	28	45	83	2	273
62	3	10	1	37	92	143	0	358
63	14	15	0	54	73	156	0	366
64	11	13	1	39	64	128	1	347
65	5	3	0	21	42	71	1	230
66	3	14	0	32	93	142	2	329
67	11	14	0	40	130	195	0	413
68	7	7	0	31	90	135	2	320
69	3	11	0	57	95	166	0	358
70	8	9	0	43	57	117	0	334
71	10	14	0	39	101	164	0	365
72	12	7	0	45	67	131	0	329
73	22	19	0	40	60	141	0	401
74	11	12	1	45	78	147	0	389
75	2	5	1	33	41	82	1	307
76	7	12	0	31	47	97	1	268
77	8	6	1	22	28	65	1	255
78	2	12	0	29	33	76	3	268
79	4	5	2	37	49	97	1	296
80	6	17	0	49	117	189	0	345
81	7	1	1	69	116	194	1	396
82	6	13	0	39	100	158	0	339
83	5	8	0	57	92	162	0	420
84	2	14	1	40	95	152	3	344
85	11	16	1	29	86	143	4	348
86	3	11	0	29	53	96	0	294
87	15	13	1	31	90	150	0	329
88	7	8	0	47	82	144	1	342
89	13	13	0	32	59	117	0	335
90	6	11	1	15	90	123	0	343

	Guy Durnin	Hans Mulder	Dorothy-Jean O'Donnell	Gwen O'Mahony	Barry Penner	Total valid votes	Rejected ballots	Registered voters
Voting area (continued)	GP	CP	PF	NDP	LIB			
91	8	7	0	47	96	158	2	385
92	8	10	0	42	40	100	0	314
93	6	16	2	28	50	102	2	293
94	8	12	0	43	76	139	0	306
95	8	14	1	51	97	171	0	423
96	3	2	0	46	35	86	0	266
97	5	21	2	63	58	149	2	312
98	13	11	0	42	75	141	1	296
99	7	11	0	51	58	127	1	297
100	8	9	2	46	70	135	2	311
101	12	8	1	45	86	152	0	285
102	11	3	0	60	85	159	0	314
103	12	3	0	40	66	121	0	240
104	7	1	0	32	49	89	0	217
105	13	7	1	43	64	128	1	235
Sub totals	903	1,157	88	5,432	8,717	16,297	73	32,709
s. 98 Special	8	4	4	28	39	83	0	
s. 99 Absentee - in ED	23	16	1	83	105	228	4	
s. 100 Absentee - out of ED	10	9	0	48	46	113	11	
s. 101 Absentee - advance	3	5	0	18	27	53	4	
s. 104 Voting in DEO office	3	6	0	13	42	64	3	
s. 106 Voting by mail	1	1	0	16	9	27	0	
Grand totals	951	1,198	93	5,638	8,985	16,865	95	32,709
% of valid votes	5.64%	7.10%	0.55%	33.43%	53.28%			

Summary

Valid votes - General and advance	16,297	96.63%	Total valid votes
s. 98 Special	83	0.49%	Total valid votes
s. 99 Absentee - in ED	228	1.35%	Total valid votes
s. 100 Absentee - out of ED	113	0.67%	Total valid votes
s. 101 Absentee - advance	53	0.31%	Total valid votes
s. 104 Voting in DEO office	64	0.38%	Total valid votes
s. 106 Voting by mail	27	0.17%	Total valid votes

Total valid votes 16,865

Rejected ballots 95 0.56% Ballots cast
Registered voters who voted 16,960 51.85% Registered voters

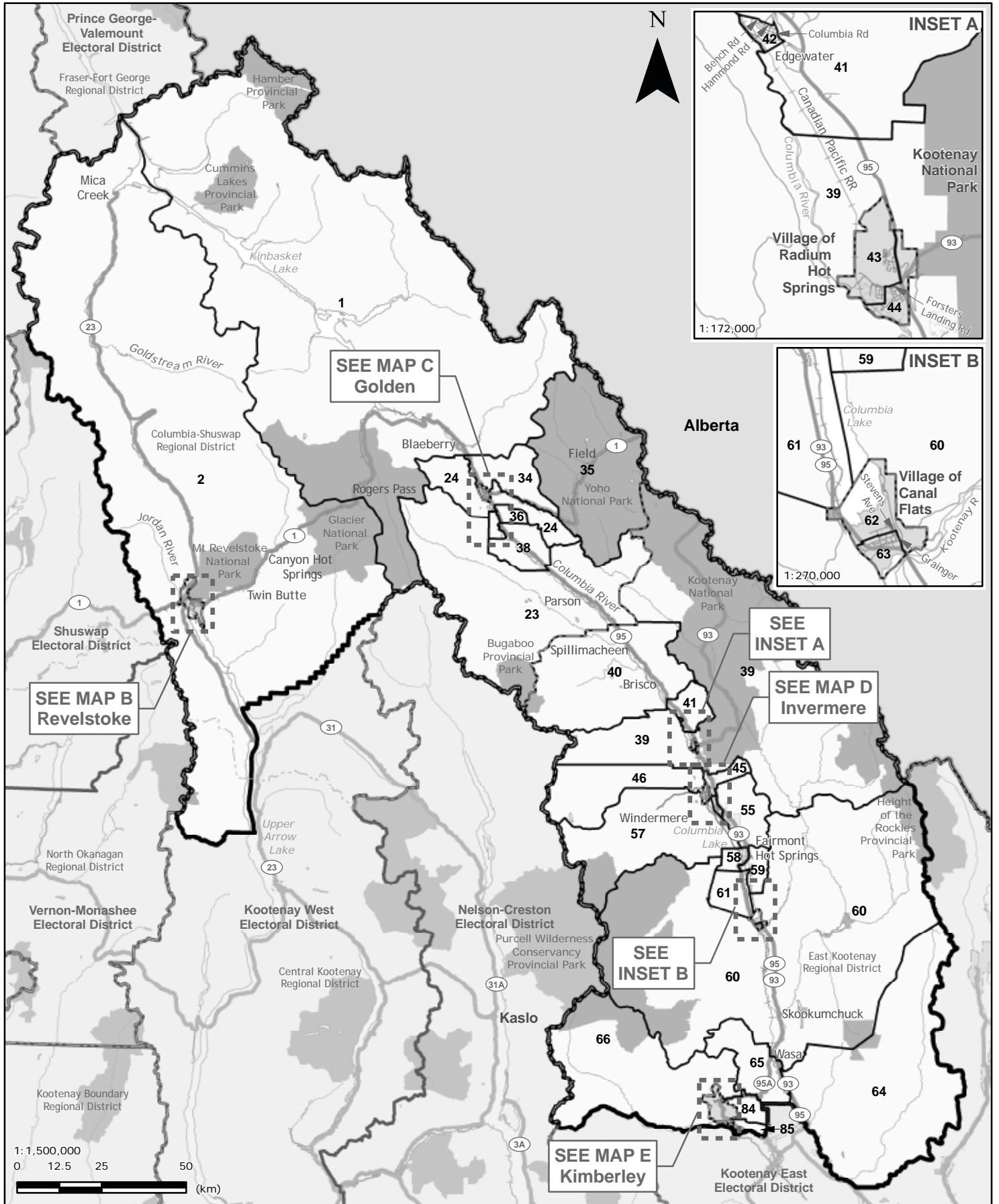
Registered voters 32,709

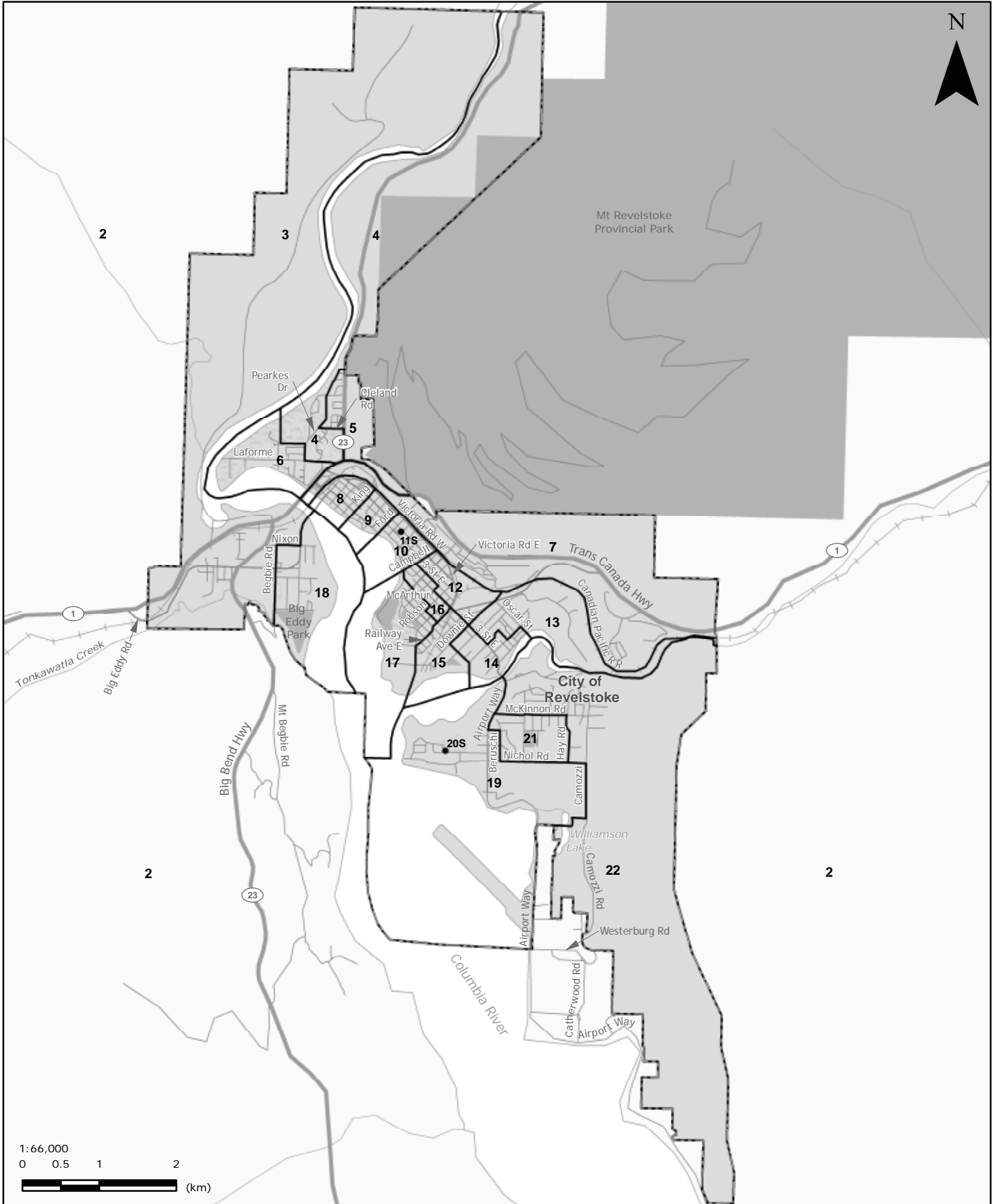
Candidate elected: Barry Penner (LIB)

*1 Voting areas 18S, 34S and 37S combined

Columbia River-Revelstoke (CLR)
MAP A - Columbia River-Revelstoke Electoral District

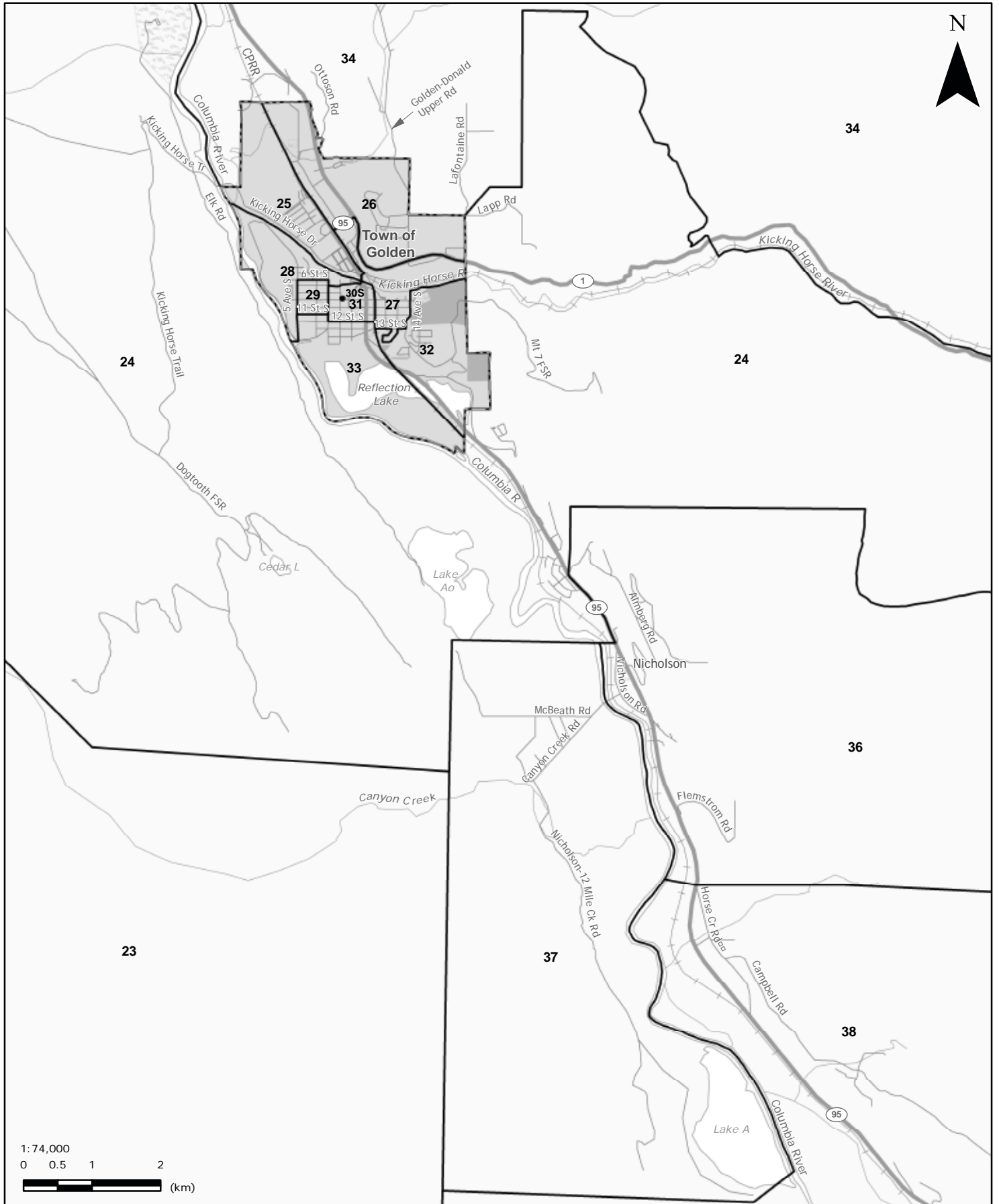
Statement of Votes
 39th Provincial General Election
 May 12, 2009

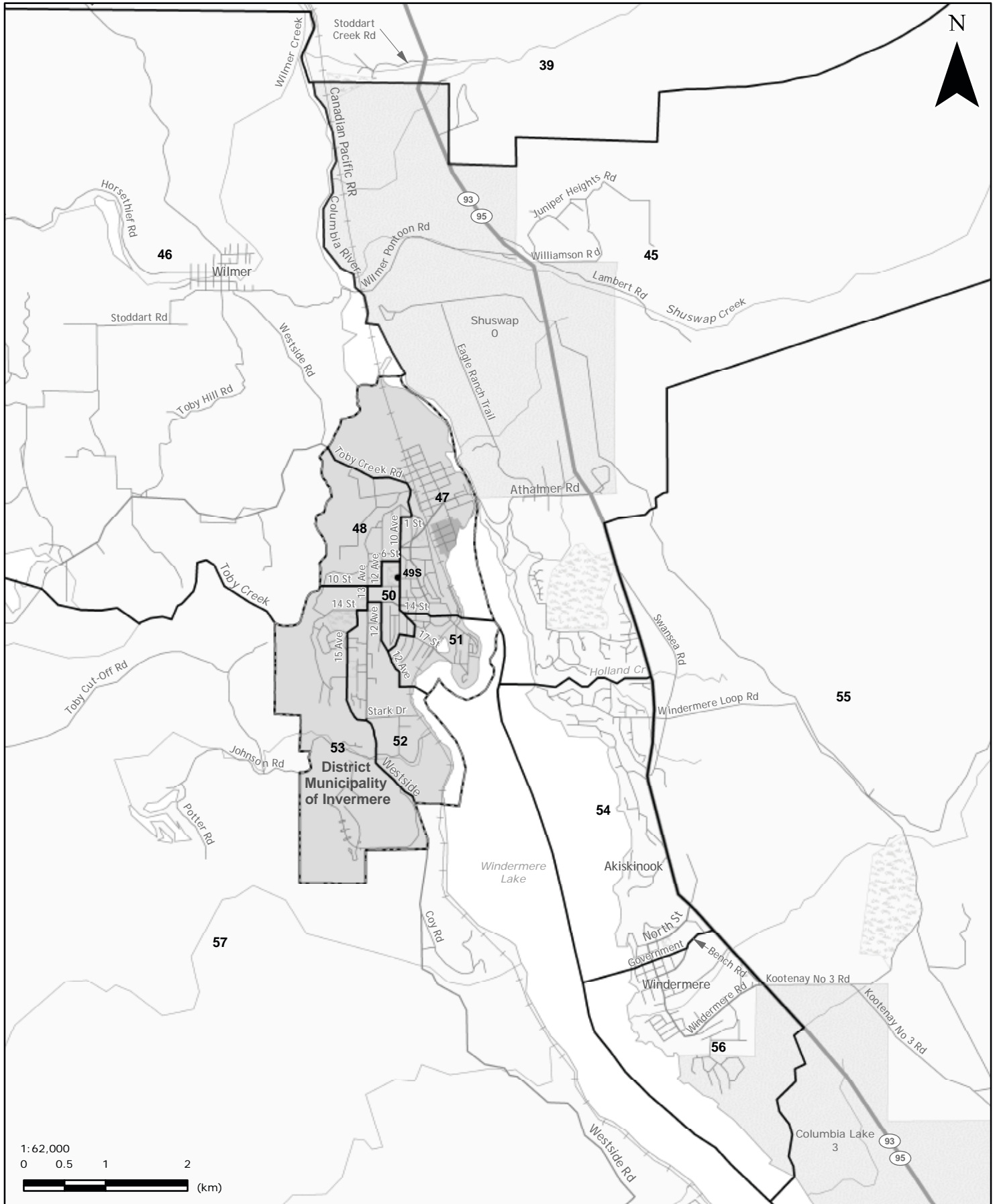


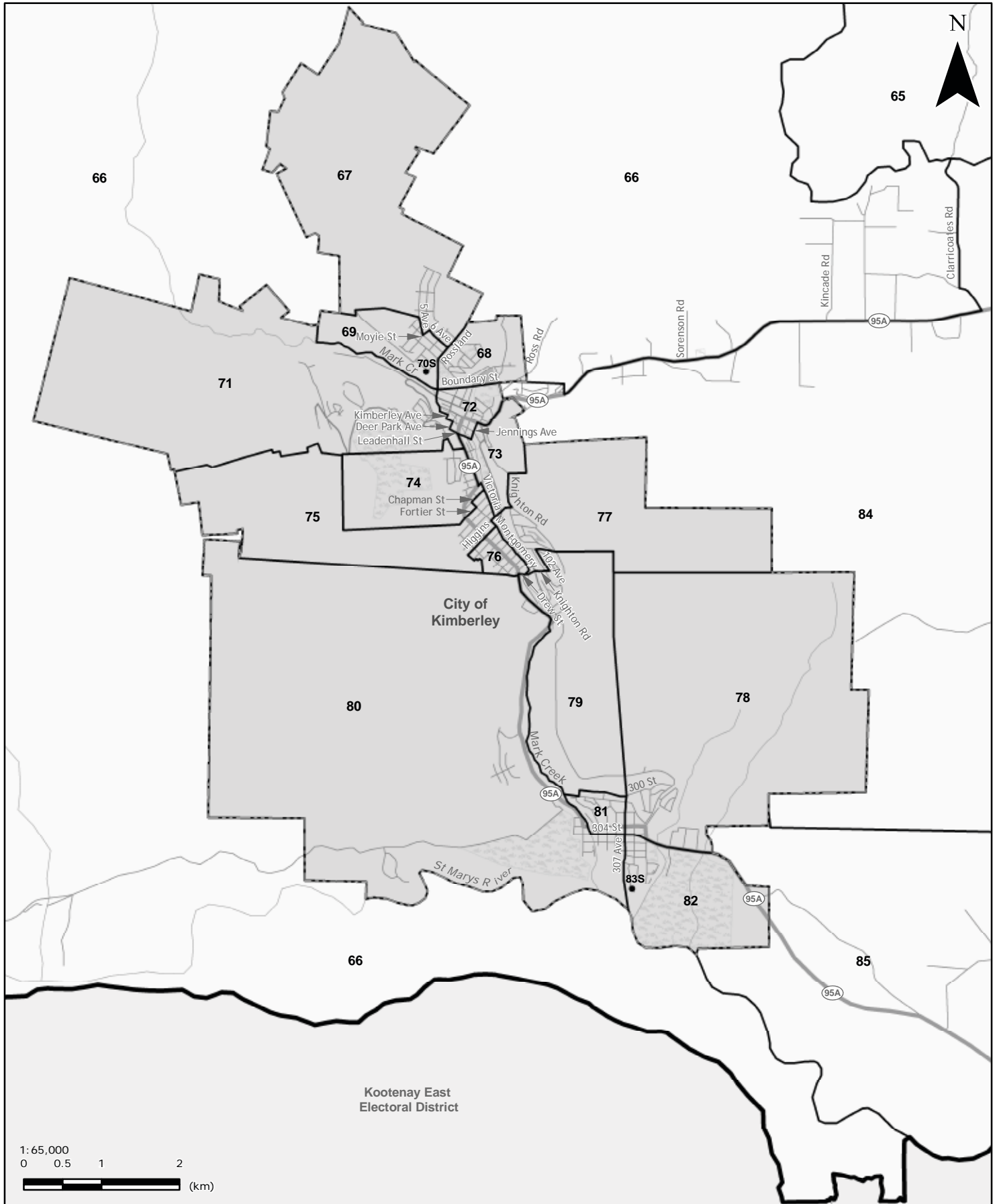


**Columbia River-Revelstoke (CLR)
MAP C - Golden**

Statement of Votes
39th Provincial General Election
May 12, 2009







Columbia River-Revelstoke (CLR)
Voting results by voting area

	Norm Macdonald	Mark McKee	Sarah Svensson	Total valid votes	Rejected ballots	Registered voters
	NDP	LIB	GP			
Advance voting						
Invermere Community Hall	242	233	27	502	2	
Kimberley Senior Branch 14	503	251	42	796	2	
Mount 7 Rec Plex	462	173	38	673	5	
Revelstoke Community Centre	599	327	55	981	6	
General voting						
Voting area						
1	72	38	14	124	0	315
2	70	60	16	146	1	372
3	42	33	4	79	0	206
4	66	73	12	151	0	317
5	74	30	3	107	0	302
6	65	68	11	144	1	324
7	33	20	5	58	0	182
8	48	34	3	85	0	214
9	76	45	12	133	1	312
10	42	29	11	82	1	246
11S *1	-	-	-	-	-	11
12	58	56	7	121	0	311
13	83	26	9	118	0	357
14	86	34	12	132	2	308
15	86	46	6	138	2	315
16	69	54	5	128	1	334
17	68	58	3	129	0	314
18	41	42	6	89	0	260
19	56	109	7	172	0	364
20S *1	16	20	0	36	2	41
21	69	79	8	156	1	321
22	73	80	3	156	0	357
23	52	43	4	99	1	200
24	49	36	8	93	0	291
25	66	28	4	98	0	317
26	75	47	7	129	3	361
27	113	44	7	164	1	371
28	74	49	4	127	2	372
29	98	46	3	147	1	351
30S *1	-	-	-	-	-	25
31	53	33	6	92	0	307
32	79	66	3	148	1	366
33	74	20	1	95	0	311
34	76	35	9	120	1	369
35	47	11	6	64	1	136
36	52	42	8	102	2	311
37	31	31	4	66	1	209
38	58	35	9	102	3	352
39	29	47	6	82	0	192
40	61	36	3	100	0	186

Columbia River-Revelstoke (CLR)
Voting results by voting area

Statement of Votes
 39th Provincial General Election
 May 12, 2009

Voting area (continued)	Norm Macdonald	Mark McKee	Sarah Svensson	Total valid votes	Rejected ballots	Registered voters
	NDP	LIB	GP			
41	45	56	11	112	0	220
42	62	24	14	100	1	257
43	46	64	8	118	1	272
44	31	58	7	96	0	230
45	37	47	5	89	0	331
46	78	36	10	124	0	341
47	75	48	11	134	0	357
48	80	71	16	167	3	373
49S *2	-	-	-	-	-	33
50	72	58	4	134	0	369
51	77	63	5	145	0	328
52	102	71	11	184	1	409
53	62	93	7	162	1	361
54	31	36	8	75	0	174
55	35	32	3	70	0	212
56	65	63	13	141	0	297
57	37	39	5	81	1	221
58	41	76	9	126	0	259
59	35	54	10	99	2	256
60	47	39	8	94	1	310
61	18	49	7	74	0	212
62	67	45	12	124	0	245
63	65	46	9	120	1	243
64	41	87	9	137	1	243
65	89	52	23	164	2	265
66	103	55	16	174	4	373
67	114	50	15	179	0	364
68	84	38	16	138	0	335
69	103	36	11	150	1	343
70S *2	30	11	1	42	0	51
71	46	62	6	114	0	274
72	54	17	12	83	1	288
73	92	34	11	137	2	332
74	118	41	7	166	3	374
75	88	33	14	135	1	327
76	86	41	20	147	3	325
77	114	59	9	182	0	339
78	82	55	14	151	4	378
79	58	46	2	106	1	322
80	75	55	13	143	1	332
81	78	47	7	132	1	331
82	85	83	16	184	1	378
83S *2	-	-	-	-	-	38
84	66	41	11	118	1	341
85	43	56	17	116	0	298
Sub totals	7,043	4,834	854	12,731	83	24,071

Voting area (continued)	Norm Macdonald NDP	Mark McKee LIB	Sarah Svensson GP	Total valid votes	Rejected ballots	Registered voters
s. 98 Special	90	41	12	143	2	
s. 99 Absentee - in ED	175	143	26	344	2	
s. 100 Absentee - out of ED	24	15	6	45	8	
s. 101 Absentee - advance	13	9	1	23	2	
s. 104 Voting in DEO office	55	43	6	104	4	
s. 106 Voting by mail	19	8	2	29	0	
Grand totals	7,419	5,093	907	13,419	101	24,071
% of valid votes	55.29%	37.95%	6.76%			

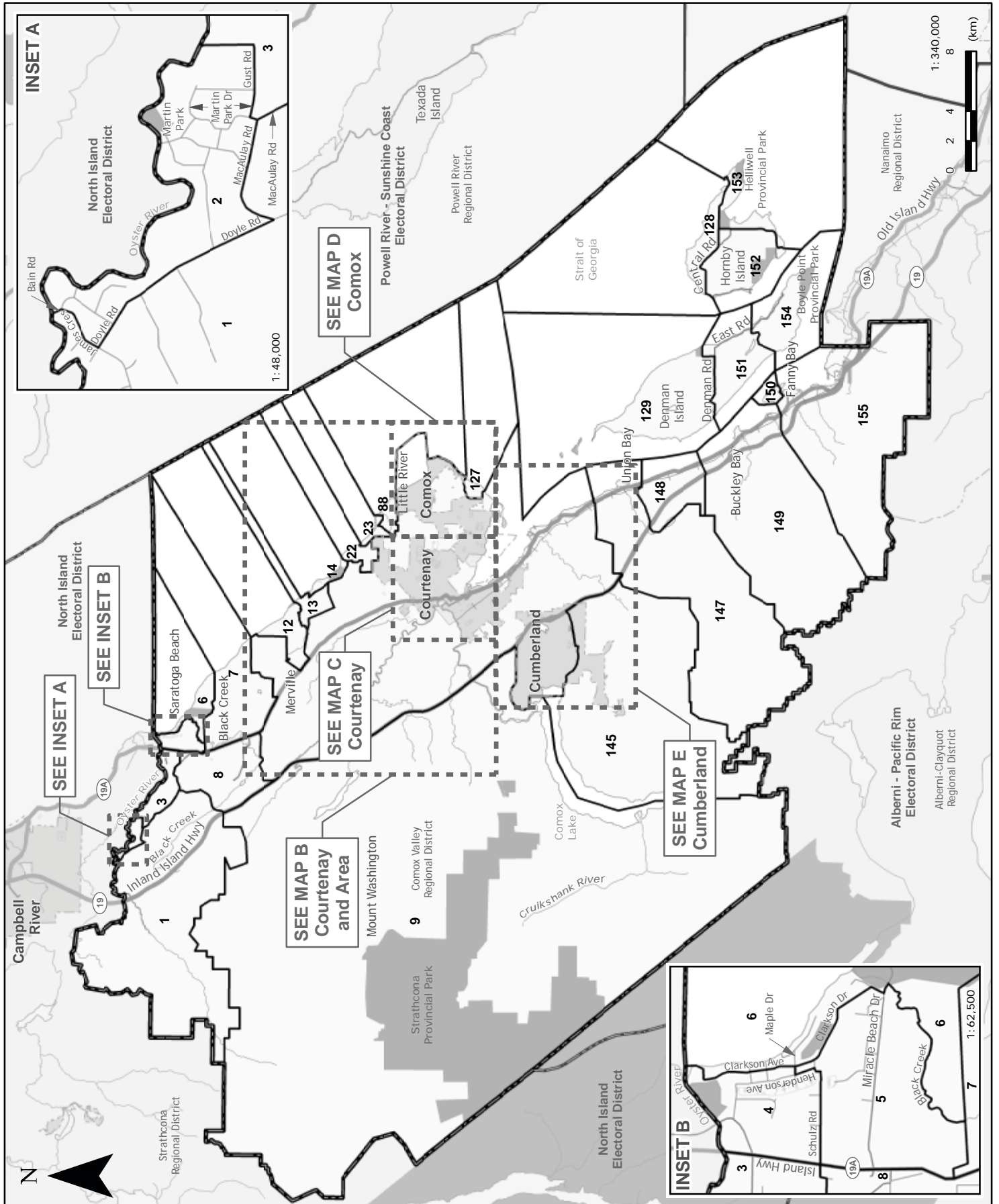
Summary

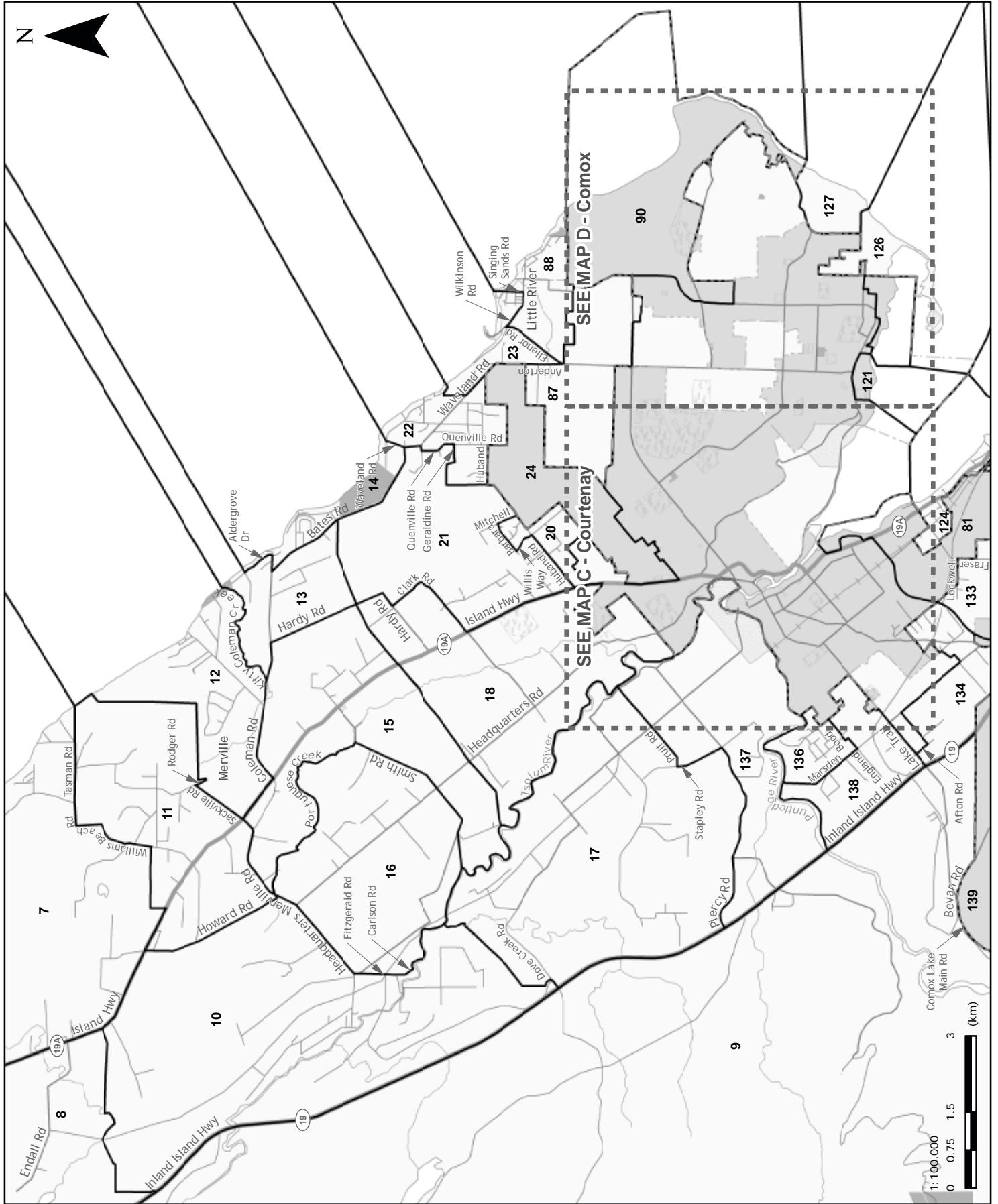
Valid votes - General and advance	12,731	94.87%	Total valid votes
s. 98 Special	143	1.07%	Total valid votes
s. 99 Absentee - in ED	344	2.56%	Total valid votes
s. 100 Absentee - out of ED	45	0.34%	Total valid votes
s. 101 Absentee - advance	23	0.17%	Total valid votes
s. 104 Voting in DEO office	104	0.78%	Total valid votes
s. 106 Voting by mail	29	0.21%	Total valid votes
Total valid votes	13,419		
Rejected ballots	101	0.75%	Ballots cast
Registered voters who voted	13,520	56.17%	Registered voters
Registered voters	24,071		
Candidate elected:	Norm Macdonald (NDP)		

*1 Voting areas 11S, 20S and 30S combined

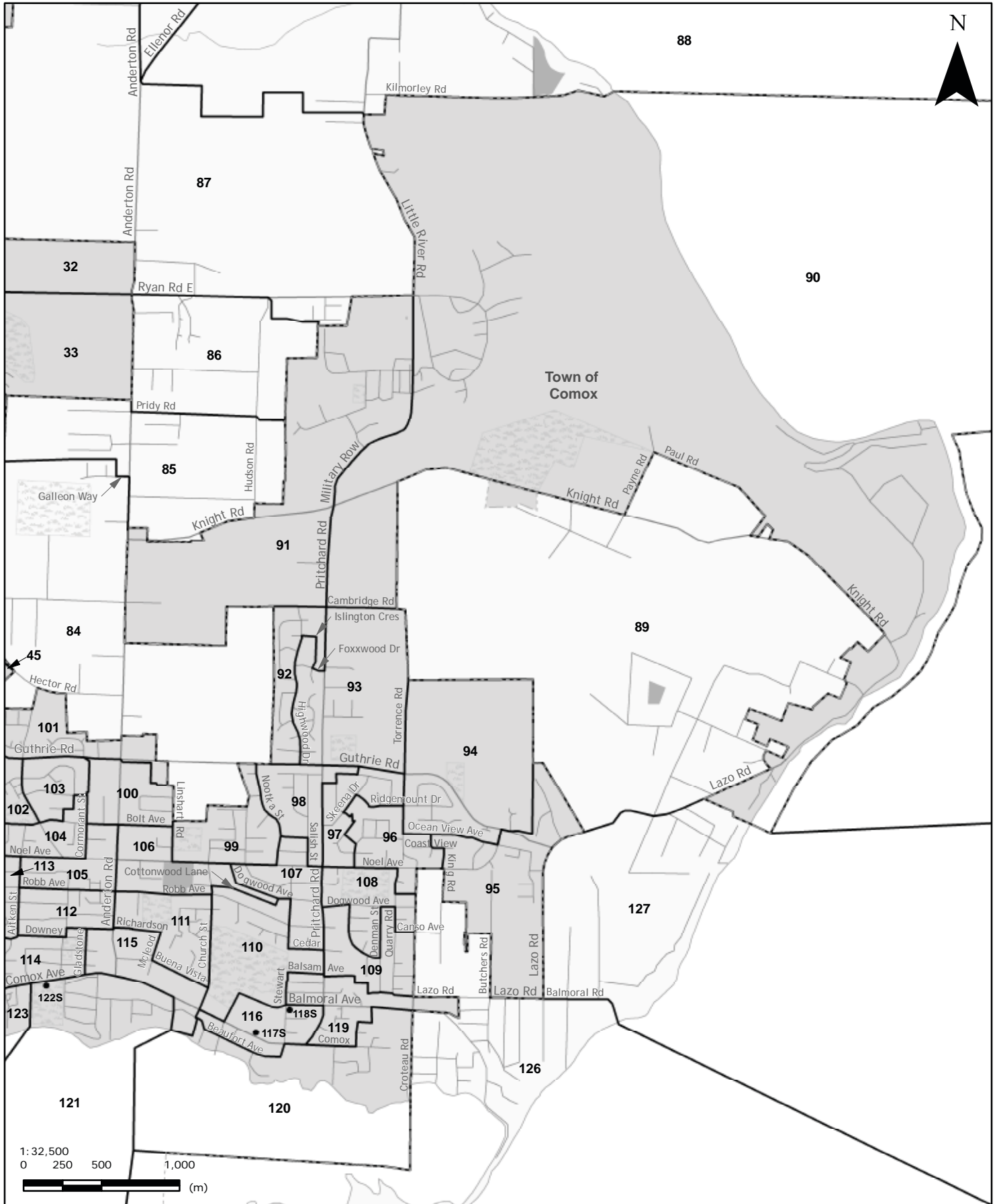
*2 Voting areas 49S, 70S and 83S combined

Comox Valley (CMX)
MAP A - Comox Valley Electoral District

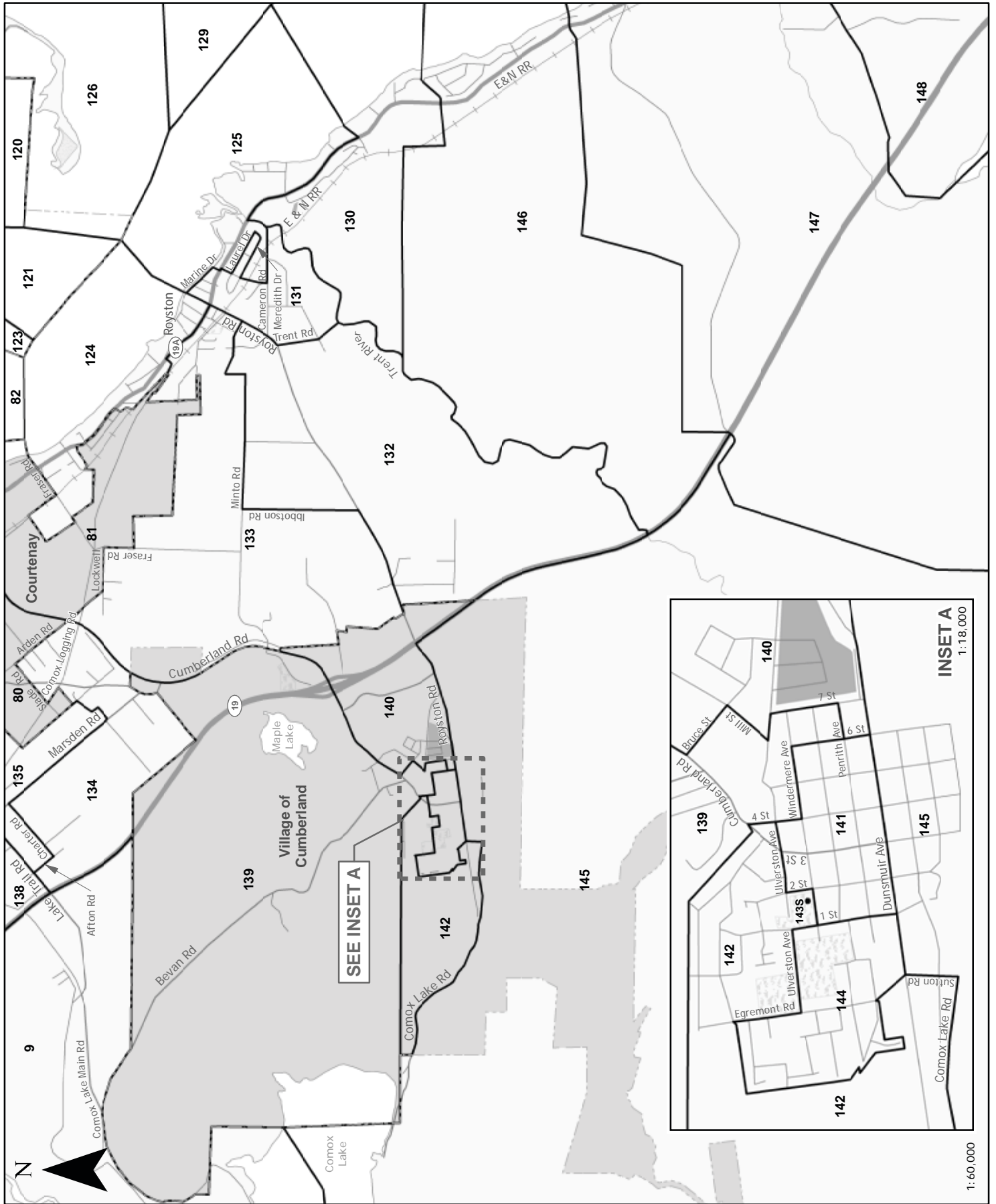








**Comox Valley (CMX)
MAP E - Cumberland**



	Paula Berard	Barbara Biley	Hazel Lennox	Leslie McNabb	Don McRae	Total valid votes	Rejected ballots	Registered voters
	REFD	PF	GP	NDP	LIB			
Advance voting								
Comox Community Centre	17	10	175	953	1,736	2,891	12	
Cumberland O.A.P. Hall	3	0	42	286	169	500	1	
Florence Filberg Centre	40	16	231	1,361	1,717	3,365	16	
General voting								
Voting area								
1	4	0	16	99	58	177	1	357
2	1	1	15	85	67	169	0	338
3	0	0	11	102	76	189	0	337
4	1	0	16	101	85	203	2	320
5	0	0	24	70	90	184	0	331
6	0	1	14	74	89	178	0	331
7	0	2	23	85	72	182	2	358
8	4	2	15	68	75	164	1	331
9	1	1	8	26	17	53	2	229
10	4	0	13	88	65	170	1	366
11	5	1	15	86	90	197	1	399
12	0	0	23	97	77	197	0	369
13	0	1	16	67	80	164	0	339
14	1	2	13	62	63	141	0	337
15	0	0	16	78	71	165	1	315
16	1	0	24	82	81	188	1	346
17	0	1	16	56	60	133	1	304
18	2	1	13	61	70	147	2	272
19	1	0	11	57	66	135	1	337
20	3	0	16	47	77	143	0	338
21	0	0	15	49	70	134	1	354
22	1	0	9	49	61	120	1	313
23	3	1	4	53	86	147	0	328
24	1	0	5	59	69	134	0	383
25	0	0	3	35	23	61	1	247
26S	3	1	8	16	25	53	1	89
27S	1	1	6	24	23	55	0	96
28	0	1	8	46	46	101	0	335
29	0	0	14	57	63	134	0	312
30	0	0	8	36	53	97	0	291
31	1	0	7	55	80	143	4	376
32	3	0	12	59	102	176	0	395
33	1	0	10	22	117	150	3	368
34	1	0	4	40	146	191	1	361
35	3	1	8	47	81	140	0	357
36	0	0	9	52	69	130	0	342
37	5	1	10	39	64	119	2	356
38	0	0	7	40	62	109	0	332
39	0	0	4	38	20	62	0	296
40	0	0	7	22	18	47	0	274

Comox Valley (CMX)
Voting results by voting area

Statement of Votes
 39th Provincial General Election
 May 12, 2009

Voting area (continued)	Paula Berard	Barbara Biley	Hazel Lennox	Leslie McNabb	Don McRae	Total valid votes	Rejected ballots	Registered voters
	REFD	PF	GP	NDP	LIB			
41	1	0	11	42	29	83	0	321
42	1	1	13	53	80	148	0	354
43	0	0	7	47	108	162	2	317
44	1	0	6	39	149	195	0	434
45	1	0	9	43	121	174	3	379
46	2	0	8	50	126	186	2	417
47S *2	-	-	-	-	-	-	-	53
48	1	0	5	61	67	134	0	363
49	3	1	15	52	86	157	4	363
50	4	0	7	48	67	126	0	331
51	2	1	9	38	97	147	0	371
52	0	1	15	44	40	100	0	292
53	0	1	9	55	36	101	0	310
54 *1	4	1	3	48	25	81	0	246
55S *1	-	-	-	-	-	-	-	7
56	0	2	19	41	26	88	2	266
57	1	0	16	54	51	122	1	316
58	1	2	16	76	34	129	0	300
59	0	0	16	74	49	139	2	344
60	0	0	12	58	44	114	0	335
61	0	0	5	36	60	101	0	313
62	1	3	8	58	41	111	1	345
63	1	0	13	74	29	117	1	348
64	2	1	11	51	34	99	0	300
65	0	0	15	55	23	93	0	305
66	6	3	13	67	52	141	0	334
67	0	0	3	29	24	56	0	232
68	0	1	6	44	14	65	1	317
69	1	1	13	47	40	102	0	294
70	1	1	12	37	51	102	0	329
71	2	1	6	58	42	109	1	323
72	1	0	9	51	47	108	1	338
73	0	0	17	57	25	99	1	336
74	1	1	14	67	34	117	0	346
75	1	0	11	56	34	102	0	313
76	4	2	15	63	52	136	1	333
77	0	1	11	65	39	116	0	337
78	0	1	7	45	31	84	1	337
79	1	2	14	55	45	117	0	396
80	2	2	11	69	57	141	2	421
81	0	0	9	24	41	74	1	291
82	0	0	5	12	27	44	0	152
83	0	0	2	48	21	71	0	193
84	0	0	10	41	85	136	2	314
85	2	0	12	58	63	135	0	330
86	0	0	16	55	62	133	0	343
87	0	1	7	44	68	120	0	281
88	0	0	9	65	84	158	0	300
89	2	0	8	55	86	151	0	320
90	5	0	13	47	55	120	1	289

Voting area (continued)	Paula Berard	Barbara Biley	Hazel Lennox	Leslie McNabb	Don McRae	Total valid votes	Rejected ballots	Registered voters
	REFD	PF	GP	NDP	LIB			
91	1	0	10	23	40	74	0	327
92	2	0	18	31	90	141	0	332
93	3	0	10	33	98	144	0	353
94	1	0	9	46	103	159	1	371
95	2	0	17	46	78	143	1	388
96	1	1	19	40	66	127	0	342
97	1	0	9	65	53	128	1	328
98	1	0	12	47	57	117	0	328
99	3	2	11	47	99	162	0	356
100	0	0	7	39	46	92	0	291
101	3	0	11	38	67	119	0	381
102	0	1	13	51	123	188	0	435
103	1	0	10	34	67	112	0	336
104	0	0	20	51	75	146	0	318
105	1	1	10	50	61	123	2	282
106	0	0	7	66	63	136	1	281
107	0	0	7	57	68	132	0	316
108	3	0	11	67	57	138	0	323
109	0	0	20	42	55	117	0	299
110	1	0	9	58	75	143	0	314
111	1	0	7	52	60	120	0	307
112	0	0	12	52	55	119	0	289
113	0	0	9	50	69	128	1	326
114	0	0	9	36	54	99	0	272
115	1	0	11	39	40	91	0	280
116	1	1	7	40	61	110	1	277
117S	1	2	6	20	80	109	0	134
118S *2	5	5	6	30	33	79	2	38
119	2	0	11	48	65	126	0	312
120	1	1	11	37	69	119	0	294
121	2	0	5	44	84	135	0	291
122S	3	2	6	13	14	38	0	74
123	2	0	13	34	69	118	0	314
124	2	0	15	70	77	164	0	338
125	0	2	23	74	80	179	0	308
126	0	0	14	37	70	121	0	299
127	0	1	15	51	53	120	1	259
128	0	0	20	142	15	177	0	257
129	0	0	27	119	35	181	1	298
130	0	0	11	76	80	167	0	300
131	6	1	12	86	79	184	0	326
132	3	0	7	73	68	151	0	298
133	1	3	20	80	64	168	0	341
134	1	1	15	82	64	163	0	375
135	0	1	21	89	72	183	0	343
136	3	2	16	106	96	223	0	379
137	1	0	15	43	69	128	1	303
138	2	3	15	77	75	172	1	344
139	1	0	20	76	33	130	0	318
140	2	0	25	113	72	212	1	437

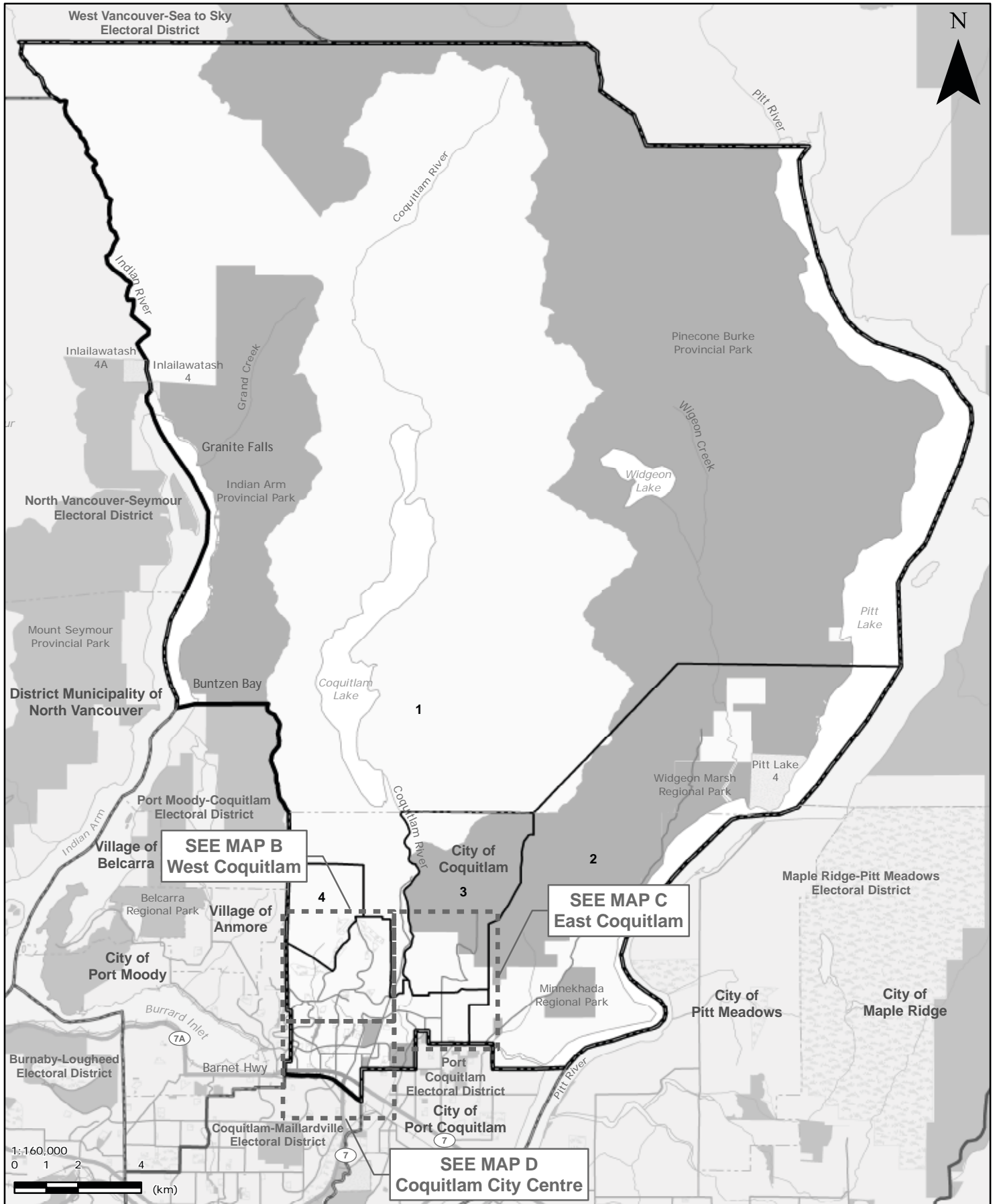
Comox Valley (CMX)
Voting results by voting area

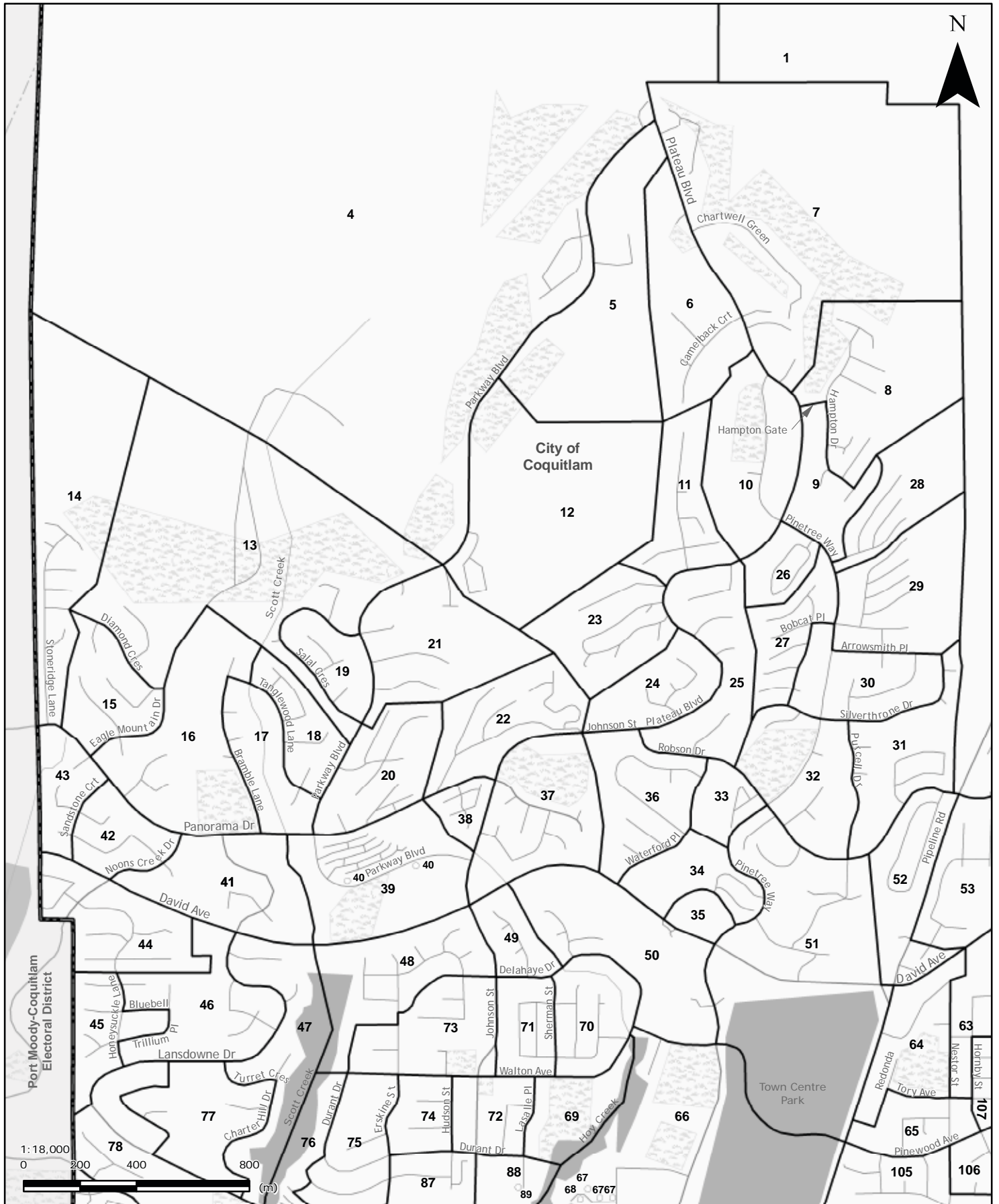
Statement of Votes
 39th Provincial General Election
 May 12, 2009

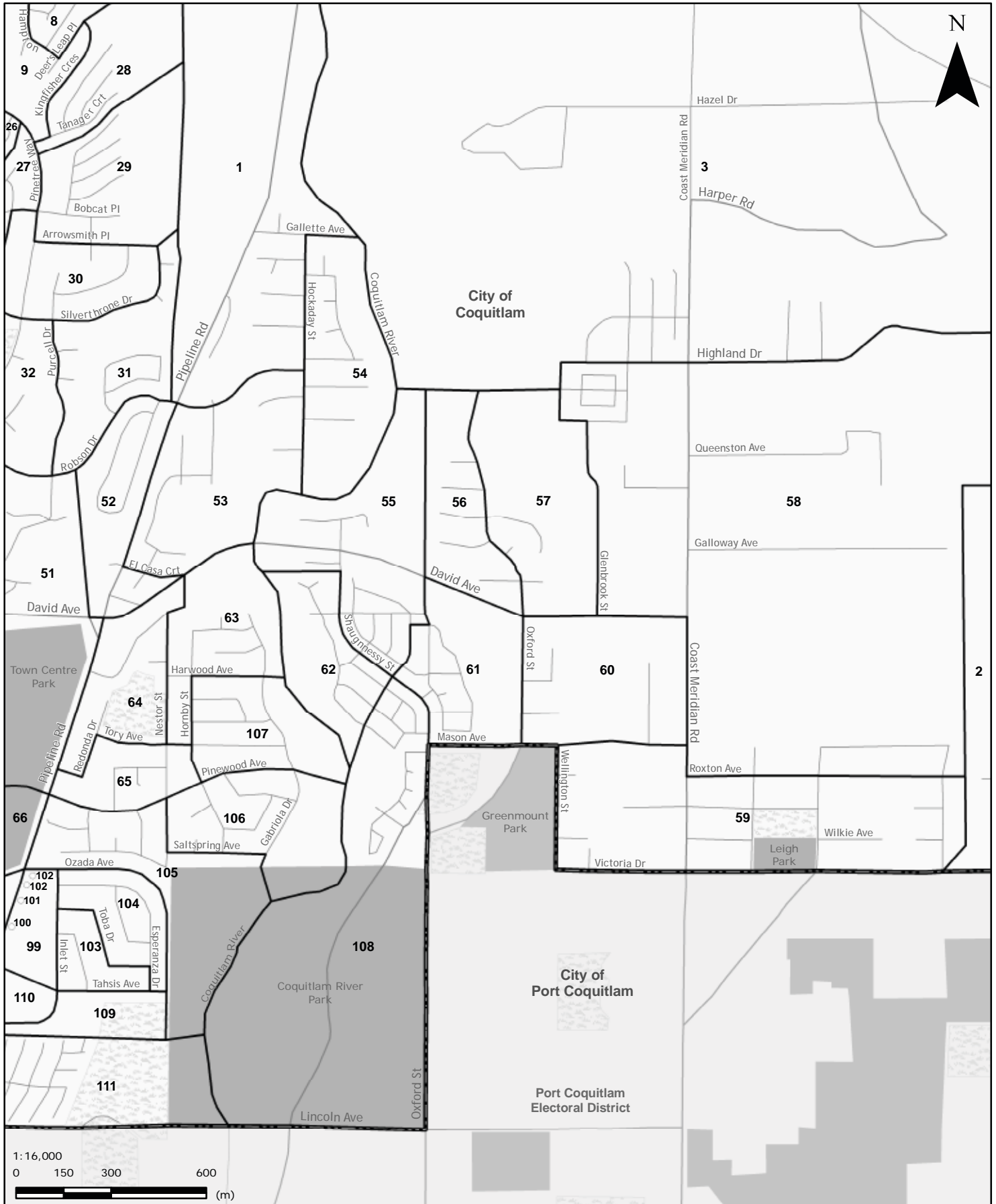
	Paula Berard	Barbara Biley	Hazel Lennox	Leslie McNabb	Don McRae	Total valid votes	Rejected ballots	Registered voters
	REFD	PF	GP	NDP	LIB			
141	2	1	18	113	37	171	1	385
142	0	1	21	108	55	185	0	392
143S *2	-	-	-	-	-	-	1	51
144	1	0	13	100	45	159	1	343
145	0	0	33	115	39	187	3	389
146	2	1	15	45	102	165	0	297
147	1	1	15	61	66	144	0	296
148	3	0	13	81	103	200	0	299
149	2	0	12	66	69	149	0	311
150	1	0	16	90	71	178	0	298
151	1	0	32	139	35	207	1	326
152	1	0	24	125	30	180	1	272
153	0	0	17	139	33	189	0	275
154	2	0	29	126	38	195	1	300
155	3	0	12	82	68	165	0	313
Sub totals	250	110	2,339	11,595	13,017	27,311	112	48,367
s. 98 Special	2	1	16	73	48	140	0	
s. 99 Absentee - in ED	10	8	151	477	440	1,086	6	
s. 100 Absentee - out of ED	0	1	14	55	40	110	13	
s. 101 Absentee - advance	0	0	12	24	18	54	0	
s. 104 Voting in DEO office	4	0	42	248	305	599	9	
s. 106 Voting by mail	0	0	3	36	18	57	1	
Grand totals	266	120	2,577	12,508	13,886	29,357	141	48,367
% of valid votes	0.90%	0.41%	8.78%	42.61%	47.30%			

Summary			
Valid votes - General and advance	27,311	93.03%	Total valid votes
s. 98 Special	140	0.48%	Total valid votes
s. 99 Absentee - in ED	1,086	3.70%	Total valid votes
s. 100 Absentee - out of ED	110	0.38%	Total valid votes
s. 101 Absentee - advance	54	0.18%	Total valid votes
s. 104 Voting in DEO office	599	2.04%	Total valid votes
s. 106 Voting by mail	57	0.19%	Total valid votes
Total valid votes	29,357		
Rejected ballots	141	0.48%	Ballots cast
Registered voters who voted	29,498	60.99%	Registered voters
Registered voters	48,367		
Candidate elected:	Don McRae (LIB)		

*1 Voting areas 54 and 55S combined
 *2 Voting areas 47S, 118S and 143S combined







**Coquitlam-Burke Mountain (CQB)
MAP D - Coquitlam City Centre**



Coquitlam-Burke Mountain (CQB)
Voting results by voting area

	Jared Evans	Paul Geddes	Douglas Horne	Heather McRitchie	Total valid votes	Rejected ballots	Registered voters
	GP	LBN	LIB	NDP			
Advance voting							
Eagleridge Bible Fellowship	45	10	557	261	873	3	
Evergreen Cultural Centre	102	30	1,265	682	2,079	13	
General voting							
Voting area							
1	6	1	72	34	113	0	331
2	19	2	78	55	154	3	326
3	5	1	47	21	74	0	143
4	5	0	24	17	46	1	345
5	5	2	77	21	105	2	312
6	5	1	93	26	125	0	306
7	2	3	101	14	120	2	332
8	7	0	49	17	73	0	223
9	1	2	48	24	75	0	215
10	3	0	93	32	128	0	328
11	1	2	70	20	93	2	264
12	0	1	29	9	39	0	123
13	2	1	68	19	90	2	283
14	9	0	99	41	149	2	336
15	4	3	79	25	111	0	315
16	5	3	87	33	128	1	338
17	1	2	51	28	82	0	193
18	1	2	51	17	71	0	235
19	0	0	51	14	65	0	224
20	3	0	42	13	58	1	199
21	3	0	50	19	72	0	217
22	5	4	80	13	102	0	270
23	2	0	62	11	75	0	267
24	9	2	59	22	92	2	247
25	0	0	57	9	66	0	270
26	4	2	26	13	45	1	175
27	1	0	50	16	67	0	226
28	1	0	21	14	36	0	173
29	3	0	22	16	41	0	242
30	3	1	75	25	104	1	371
31	7	5	63	35	110	1	346
32	7	1	74	40	122	0	275
33	2	1	26	10	39	0	138
34	7	2	30	19	58	0	332
35	6	0	45	18	69	1	277
36	4	2	70	20	96	1	298
37	4	2	93	30	129	1	350
38	2	0	29	6	37	0	108
39	7	1	51	38	97	0	300
40	1	1	29	19	50	3	182

Coquitlam-Burke Mountain (CQB)
Voting results by voting area

Statement of Votes
 39th Provincial General Election
 May 12, 2009

	Jared Evans	Paul Geddes	Douglas Horne	Heather McRitchie	Total valid votes	Rejected ballots	Registered voters
Voting area (continued)	GP	LBN	LIB	NDP			
41	7	4	88	32	131	0	274
42	2	1	64	16	83	0	206
43	5	1	48	9	63	2	154
44	9	3	83	12	107	0	321
45	7	2	58	28	95	0	263
46	1	1	77	27	106	1	318
47	7	1	69	40	117	2	295
48	10	2	85	44	141	2	346
49	0	1	42	20	63	0	121
50	9	1	46	44	100	0	323
51	4	2	67	19	92	0	316
52	5	1	47	45	98	1	334
53	6	2	75	41	124	2	373
54	12	1	105	25	143	1	360
55	10	5	55	48	118	0	280
56	8	0	73	35	116	0	259
57	9	5	46	38	98	0	227
58	4	3	71	31	109	0	211
59	3	1	42	37	83	0	177
60	3	1	41	43	88	0	182
61	9	1	60	58	128	0	344
62	9	3	26	42	80	0	228
63	14	2	94	61	171	1	301
64	8	2	81	66	157	0	353
65	11	1	47	68	127	1	292
66	3	4	34	31	72	0	209
67	7	4	61	48	120	1	329
68	9	2	56	45	112	0	376
69	3	3	52	34	92	0	202
70	9	3	93	29	134	5	326
71	13	2	66	42	123	3	283
72	2	3	43	38	86	1	293
73	14	2	55	37	108	1	272
74	9	2	51	30	92	3	253
75	8	6	30	39	83	1	309
76	9	2	46	27	84	0	206
77	6	4	56	23	89	0	207
78	15	2	84	47	148	1	330
79	11	2	42	68	123	0	264
80	1	2	27	35	65	0	160
81	7	1	23	43	74	0	191
82	13	0	60	56	129	1	340
83	7	0	30	37	74	1	239
84	5	1	62	45	113	0	306
85	6	4	51	59	120	1	317
86	2	0	35	30	67	0	165
87	4	2	58	34	98	0	250
88	6	0	39	28	73	0	211
89	4	4	45	41	94	0	295
90	8	0	30	40	78	1	304

Coquitlam-Burke Mountain (CQB)
Voting results by voting area

	Jared Evans	Paul Geddes	Douglas Horne	Heather McRitchie	Total valid votes	Rejected ballots	Registered voters
Voting area (continued)	GP	LBN	LIB	NDP			
91	5	2	35	27	69	1	209
92	7	2	37	40	86	0	258
93	6	2	35	40	83	1	251
94	1	2	24	14	41	1	132
95	6	4	49	34	93	1	344
96	4	1	44	49	98	0	317
97	7	1	27	50	85	1	237
98	13	3	45	33	94	0	305
99	7	1	9	26	43	0	181
100	5	2	42	46	95	0	240
101	5	2	69	38	114	1	309
102	2	4	66	67	139	0	333
103	9	0	40	39	88	0	210
104	6	3	58	56	123	0	320
105	9	2	69	53	133	2	364
106	16	2	73	90	181	1	374
107	13	4	64	102	183	1	359
108	6	0	40	40	86	0	269
109	10	0	30	48	88	0	265
110	7	3	34	35	79	2	210
111	6	2	32	43	83	0	282
112	5	1	33	37	76	1	298
113	5	1	24	23	53	0	170
114	5	0	26	53	84	0	171
115	10	3	30	78	121	1	275
116	11	7	79	66	163	4	264
117S	4	4	11	15	34	0	52
118	6	4	91	58	159	1	468
Sub totals	858	254	8,178	5,031	14,321	95	31,397
s. 98 Special	3	0	20	21	44	0	
s. 99 Absentee - in ED	26	8	293	221	548	10	
s. 100 Absentee - out of ED	7	2	71	75	155	20	
s. 101 Absentee - advance	3	1	14	15	33	4	
s. 104 Voting in DEO office	7	1	54	24	86	3	
s. 106 Voting by mail	3	0	14	6	23	1	
Grand totals	907	266	8,644	5,393	15,210	133	31,397
% of valid votes	5.96%	1.75%	56.83%	35.46%			

Coquitlam-Burke Mountain (CQB)
Voting results by voting area

Statement of Votes
39th Provincial General Election
May 12, 2009

Summary

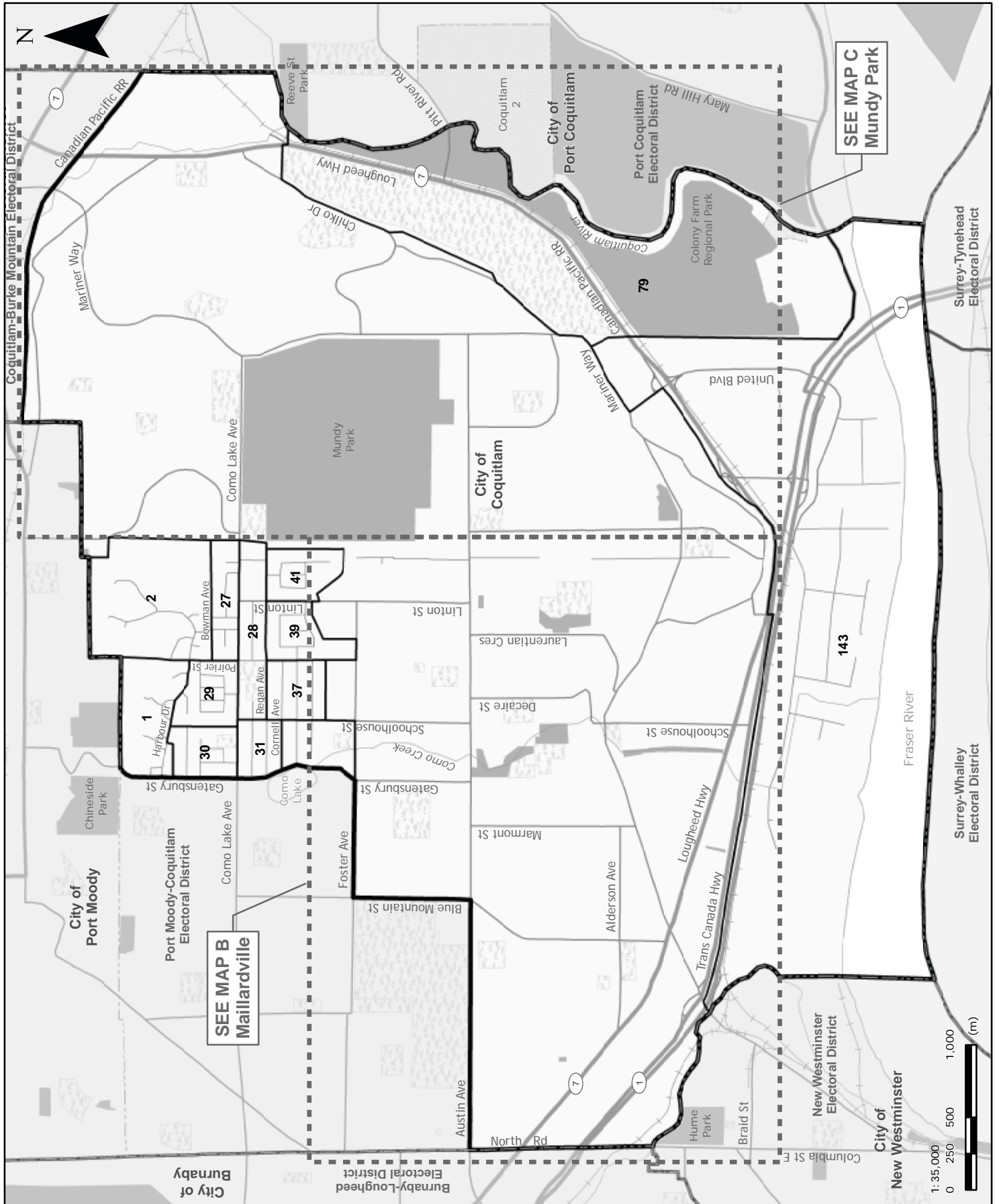
Valid votes - General and advance	14,321	94.16%	Total valid votes
s. 98 Special	44	0.29%	Total valid votes
s. 99 Absentee - in ED	548	3.60%	Total valid votes
s. 100 Absentee - out of ED	155	1.02%	Total valid votes
s. 101 Absentee - advance	33	0.22%	Total valid votes
s. 104 Voting in DEO office	86	0.57%	Total valid votes
s. 106 Voting by mail	23	0.14%	Total valid votes

Total valid votes 15,210

Rejected ballots 133 0.87% Ballots cast
Registered voters who voted 15,343 48.87% Registered voters

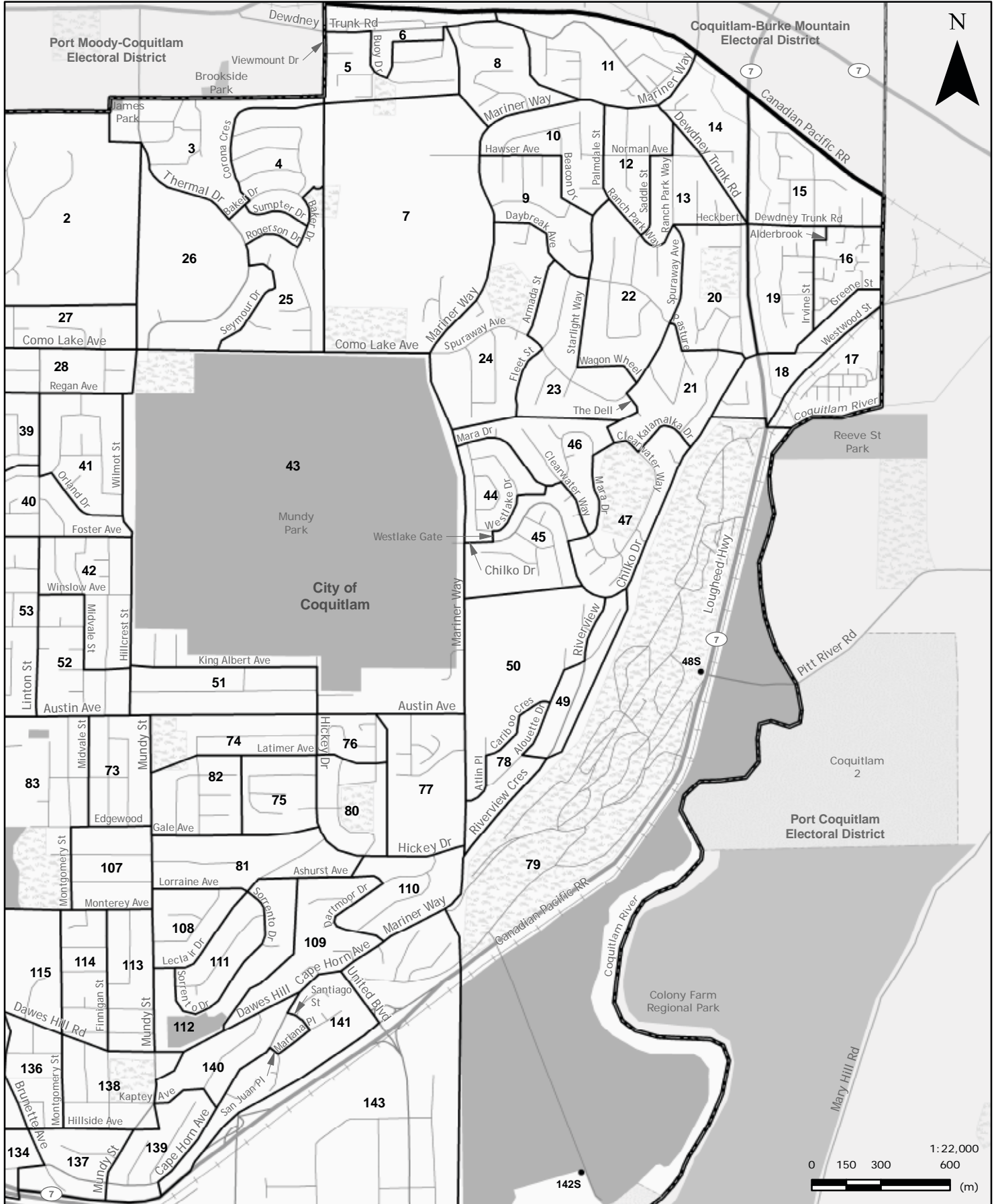
Registered voters 31,397

Candidate elected: Douglas Horne (LIB)



**Coquitlam-Maillardville (CQM)
MAP B - Maillardville**





Coquitlam-Maillardville (CQM)
Voting results by voting area

Statement of Votes
 39th Provincial General Election
 May 12, 2009

	Dennis John Marsden LIB	Stephen Reid GP	Doug Stead IND	Diane Thorne NDP	Total valid votes	Rejected ballots	Registered voters
Advance voting							
Blue Mountain Baptist Church	762	76	40	997	1,875	10	
Coquitlam Alliance Church	886	61	34	692	1,673	2	
General voting							
Voting area							
1	48	8	1	69	126	1	232
2	132	5	0	68	205	0	333
3	83	5	4	75	167	1	330
4	119	3	6	80	208	0	353
5	66	16	1	50	133	2	289
6	15	1	1	29	46	0	154
7	58	5	1	64	128	1	288
8	63	4	3	16	86	2	218
9	95	7	4	53	159	0	315
10	57	6	4	76	143	2	335
11	47	3	1	46	97	0	300
12	35	4	3	35	77	1	213
13	63	6	1	60	130	0	289
14	41	16	3	75	135	1	328
15	71	12	4	97	184	1	364
16	30	9	4	108	151	4	373
17	27	3	0	32	62	3	220
18	22	5	3	44	74	1	213
19	75	3	1	58	137	2	285
20	26	9	5	68	108	0	258
21	76	7	2	62	147	1	329
22	82	2	0	43	127	0	329
23	82	7	3	66	158	2	305
24	74	9	6	73	162	0	349
25	81	7	2	65	155	0	283
26	89	5	4	63	161	1	332
27	41	7	3	49	100	0	242
28	80	7	6	90	183	0	360
29	77	18	1	92	188	1	369
30	95	5	0	69	169	0	319
31	47	8	3	68	126	0	283
32	39	1	3	51	94	0	196
33	61	11	8	50	130	1	280
34S *1	12	2	2	30	46	3	52
35S	19	1	0	18	38	0	96
36	61	5	5	60	131	1	294
37	58	10	6	68	142	0	329
38	86	5	3	60	154	1	343
39	83	10	6	92	191	3	372
40	89	8	1	76	174	0	349

Coquitlam-Maillardville (CQM)
Voting results by voting area

Voting area (continued)	Dennis John Marsden	Stephen Reid	Doug Stead	Diane Thorne	Total valid votes	Rejected ballots	Registered voters
	LIB	GP	IND	NDP			
41	92	11	3	88	194	0	352
42	54	7	11	92	164	2	357
43	65	5	7	53	130	0	254
44	98	6	4	51	159	1	384
45	98	6	2	43	149	0	361
46	120	7	0	44	171	0	383
47	91	1	2	72	166	1	368
48S	20	8	0	27	55	3	175
49	50	8	2	37	97	0	199
50	76	10	1	58	145	0	356
51	73	9	6	101	189	1	380
52	46	9	2	71	128	1	285
53	68	4	3	66	141	1	335
54	35	12	1	66	114	2	267
55	31	5	1	20	57	0	167
56	55	5	5	59	124	0	275
57	25	3	4	32	64	0	256
58	14	13	2	46	75	0	289
59	34	6	1	61	102	2	296
60	26	3	0	62	91	0	234
61	15	2	2	29	48	0	201
62	16	3	3	44	66	0	250
63	15	3	0	29	47	0	189
64	24	5	1	18	48	0	211
65	37	4	2	58	101	6	207
66	11	2	0	26	39	0	138
67S *1	-	-	-	-	-	-	49
68	69	8	0	31	108	0	263
69	32	5	3	65	105	0	241
70	28	5	2	51	86	0	241
71	53	3	5	73	134	0	316
72	61	3	1	67	132	0	255
73	53	4	2	86	145	1	276
74	54	5	6	55	120	0	264
75	63	9	2	56	130	0	244
76	34	4	2	58	98	0	202
77	69	4	5	37	115	0	258
78	87	1	0	44	132	2	247
79 *2	-	-	-	-	-	-	16
80 *2	58	3	2	31	94	0	214
81	99	9	9	65	182	0	341
82	71	8	4	84	167	0	285
83	57	7	4	77	145	0	324
84	59	10	1	50	120	1	207
85	47	6	0	50	103	0	224
86	67	5	2	51	125	0	288
87	36	12	3	54	105	2	236
88	38	6	2	76	122	1	310
89	49	4	4	62	119	1	284
90	83	5	1	49	138	1	306

Coquitlam-Maillardville (CQM)
Voting results by voting area

Statement of Votes
 39th Provincial General Election
 May 12, 2009

Voting area (continued)	Dennis John Marsden	Stephen Reid	Doug Stead	Diane Thorne	Total valid votes	Rejected ballots	Registered voters
	LIB	GP	IND	NDP			
91	49	6	4	47	106	0	317
92	19	2	1	22	44	0	249
93	22	4	1	25	52	0	248
94 *3	19	2	1	19	41	0	181
95 *3	-	-	-	-	-	-	52
96	22	7	4	38	71	0	254
97	81	6	5	39	131	0	317
98	20	2	2	41	65	0	268
99	44	9	6	42	101	0	220
100	35	4	6	57	102	0	258
101	26	6	2	29	63	2	182
102	26	7	5	45	83	0	222
103	34	5	4	68	111	5	295
104S *1	-	-	-	-	-	-	56
105	36	13	5	61	115	0	308
106	67	2	6	76	151	0	256
107	62	10	2	66	140	1	263
108	68	3	0	63	134	0	258
109	75	7	4	58	144	0	335
110	52	4	3	47	106	0	255
111	82	8	6	24	120	0	309
112	69	2	1	26	98	1	220
113	49	8	5	74	136	1	241
114	60	6	1	64	131	0	259
115	49	11	8	56	124	2	294
116	43	11	2	46	102	0	287
117	26	2	1	46	75	0	220
118	49	7	2	47	105	1	222
119	40	6	0	83	129	1	324
120	27	4	0	60	91	0	278
121S	8	1	7	15	31	1	79
122	31	8	2	53	94	0	310
123	51	6	0	66	123	1	249
124S	11	3	1	12	27	1	55
125	30	2	1	24	57	0	149
126	19	8	2	74	103	0	216
127	33	6	1	77	117	1	331
128	25	6	3	39	73	1	217
129	41	7	0	33	81	0	215
130	32	3	1	45	81	1	281
131	22	3	4	39	68	1	232
132	55	8	4	74	141	0	294
133	15	3	0	35	53	0	148
134	19	0	2	23	44	0	110
135	45	9	9	117	180	1	522
136	38	4	2	45	89	0	177
137	27	8	0	53	88	0	200
138	64	9	2	80	155	0	266
139	52	12	6	67	137	0	286
140	73	6	6	60	145	0	340

	Dennis John Marsden	Stephen Reid	Doug Stead	Diane Thorne	Total valid votes	Rejected ballots	Registered voters
	LIB	GP	IND	NDP			
141	51	3	5	51	110	2	352
142S	22	9	4	20	55	2	115
143	26	7	0	32	65	0	189
Sub totals	8,750	980	462	9,265	19,457	103	37,342
s. 98 Special	35	8	2	59	104	3	
s. 99 Absentee - in ED	196	35	7	298	536	3	
s. 100 Absentee - out of ED	62	8	2	87	159	24	
s. 101 Absentee - advance	17	3	1	22	43	2	
s. 104 Voting in DEO office	71	6	5	70	152	2	
s. 106 Voting by mail	14	0	2	17	33	0	
Grand totals	9,145	1,040	481	9,818	20,484	137	37,342
% of valid votes	44.64%	5.08%	2.35%	47.93%			

Summary

Valid votes - General and advance	19,457	94.99%	Total valid votes
s. 98 Special	104	0.51%	Total valid votes
s. 99 Absentee - in ED	536	2.62%	Total valid votes
s. 100 Absentee - out of ED	159	0.78%	Total valid votes
s. 101 Absentee - advance	43	0.21%	Total valid votes
s. 104 Voting in DEO office	152	0.74%	Total valid votes
s. 106 Voting by mail	33	0.15%	Total valid votes

Total valid votes 20,484

Rejected ballots 137 0.66% Ballots cast
Registered voters who voted 20,621 55.22% Registered voters

Registered voters 37,342

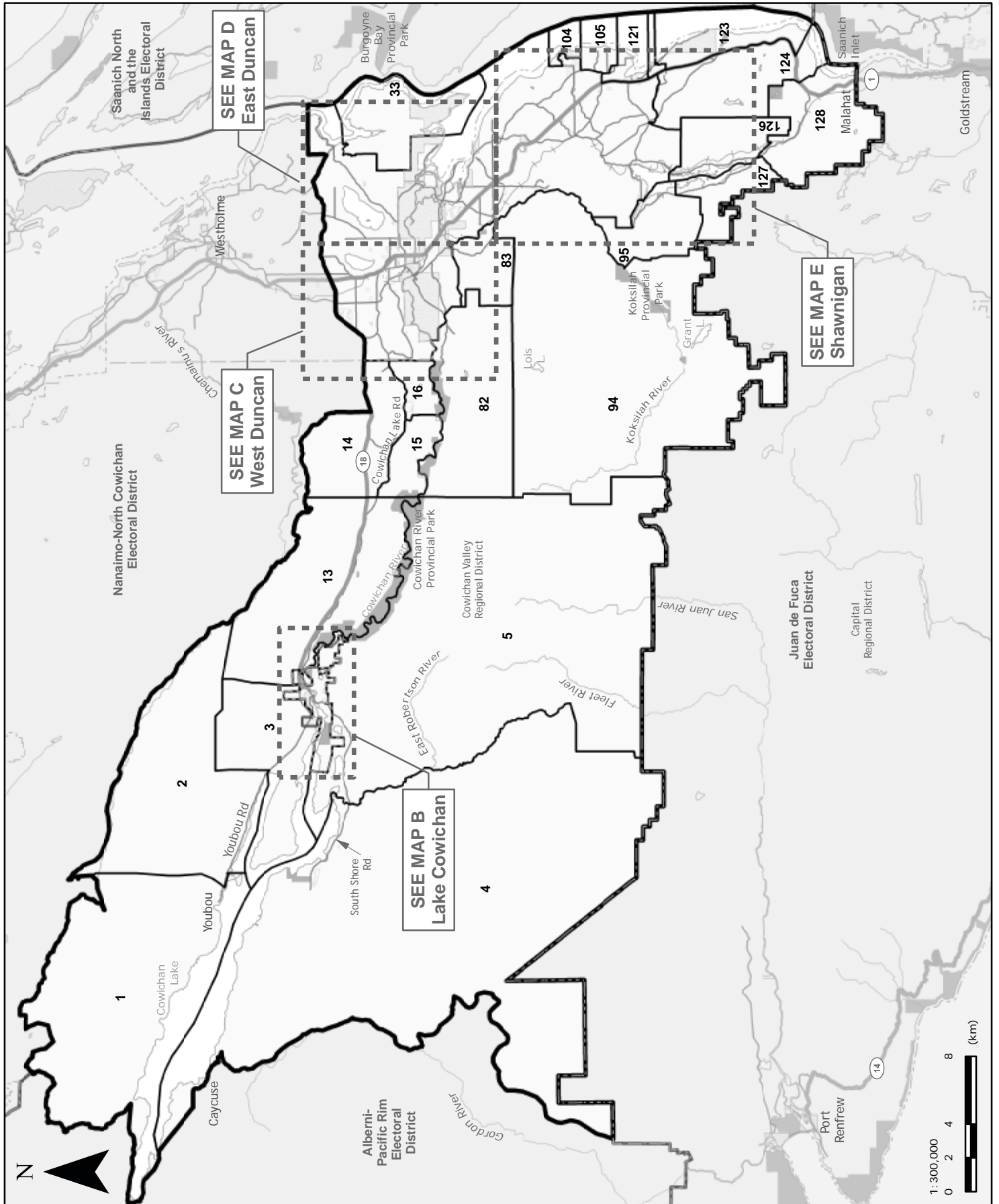
Candidate elected: Diane Thorne (NDP)

*1 Voting areas 34S, 67S and 104S combined

*2 Voting areas 79 and 80 combined

*3 Voting areas 94 and 95 combined

Cowichan Valley (CWV)
MAP A - Cowichan Valley Electoral District

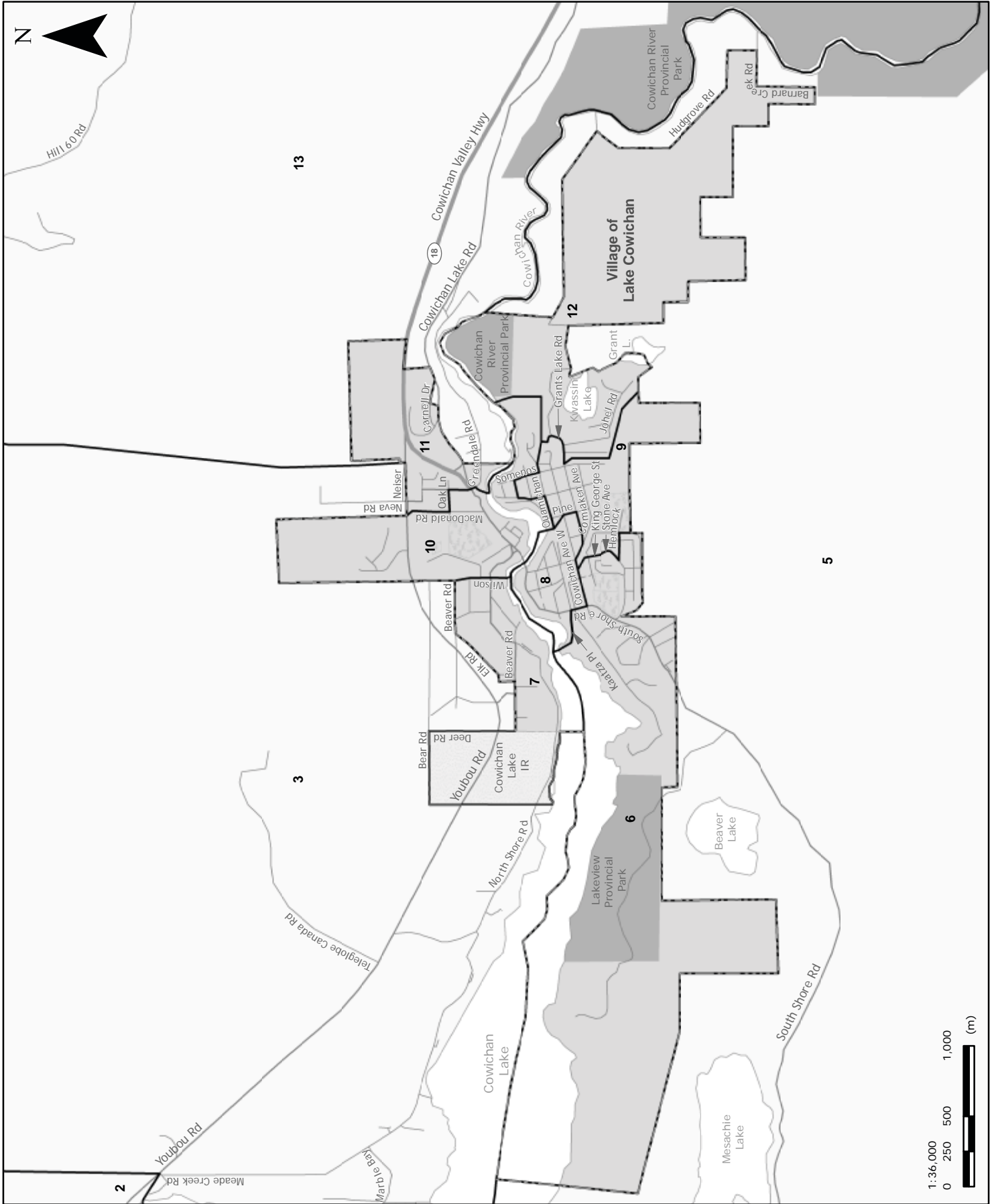


SEE MAP D
East Duncan

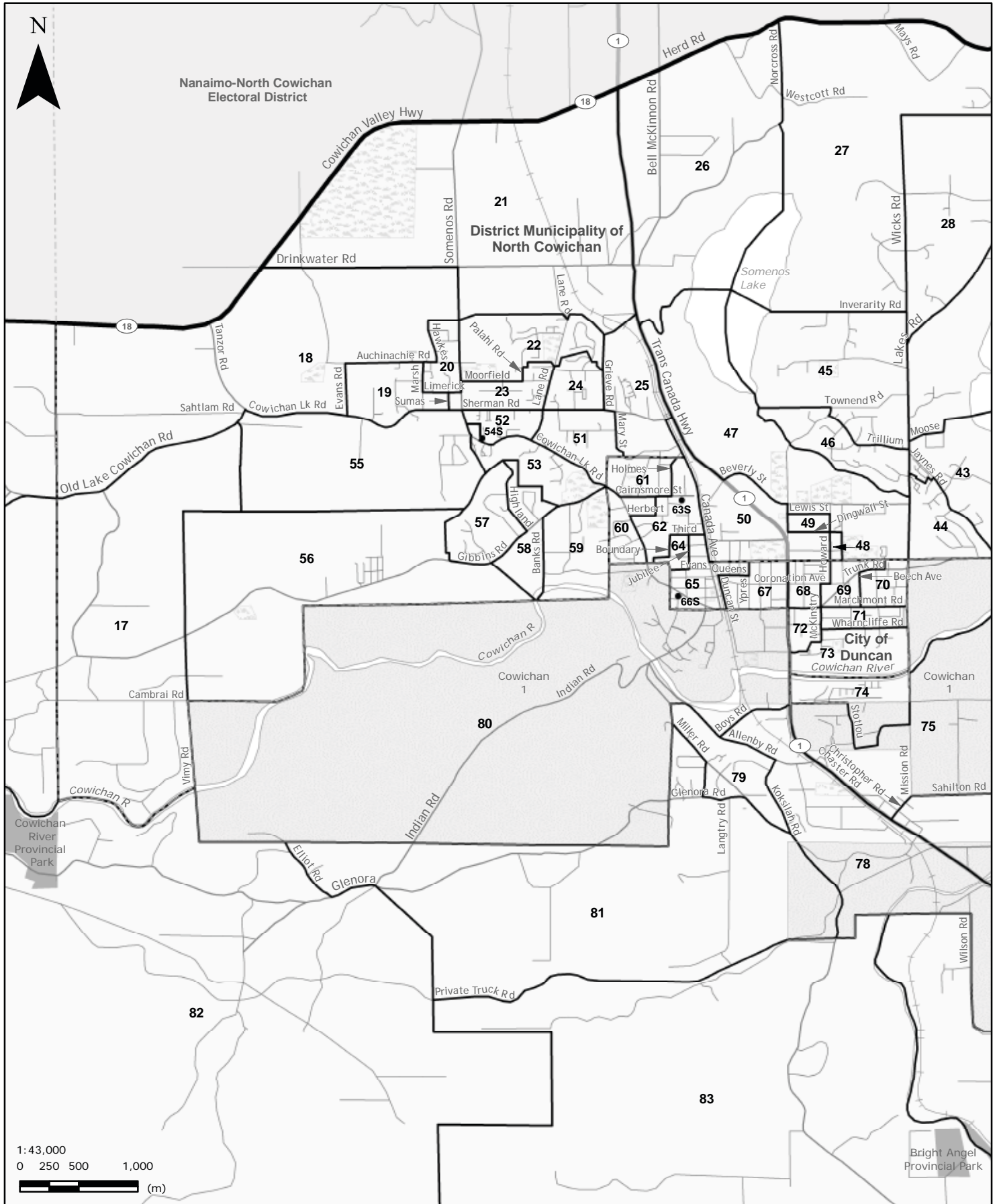
SEE MAP C
West Duncan

SEE MAP B
Lake Cowichan

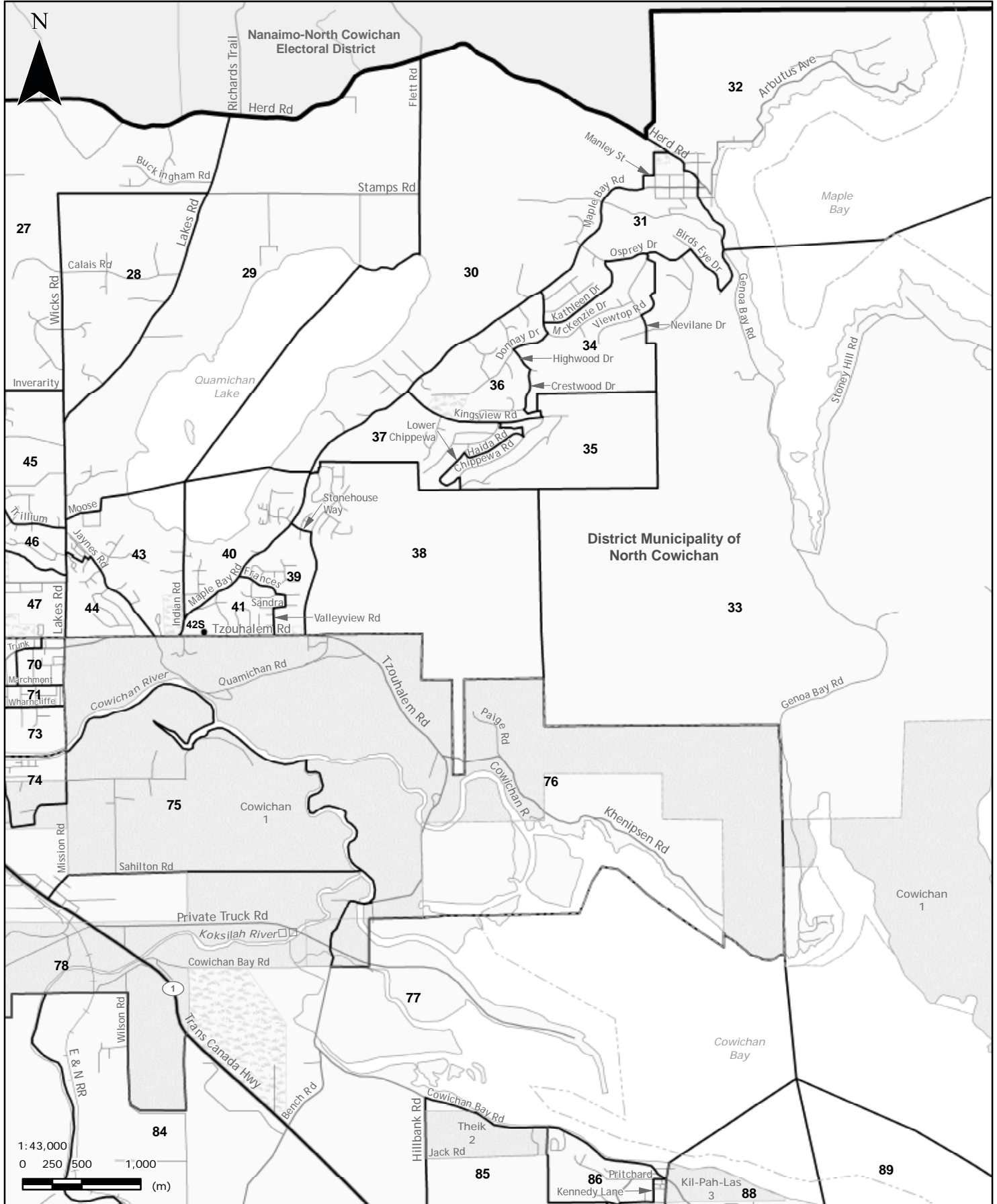
SEE MAP E
Shawnigan



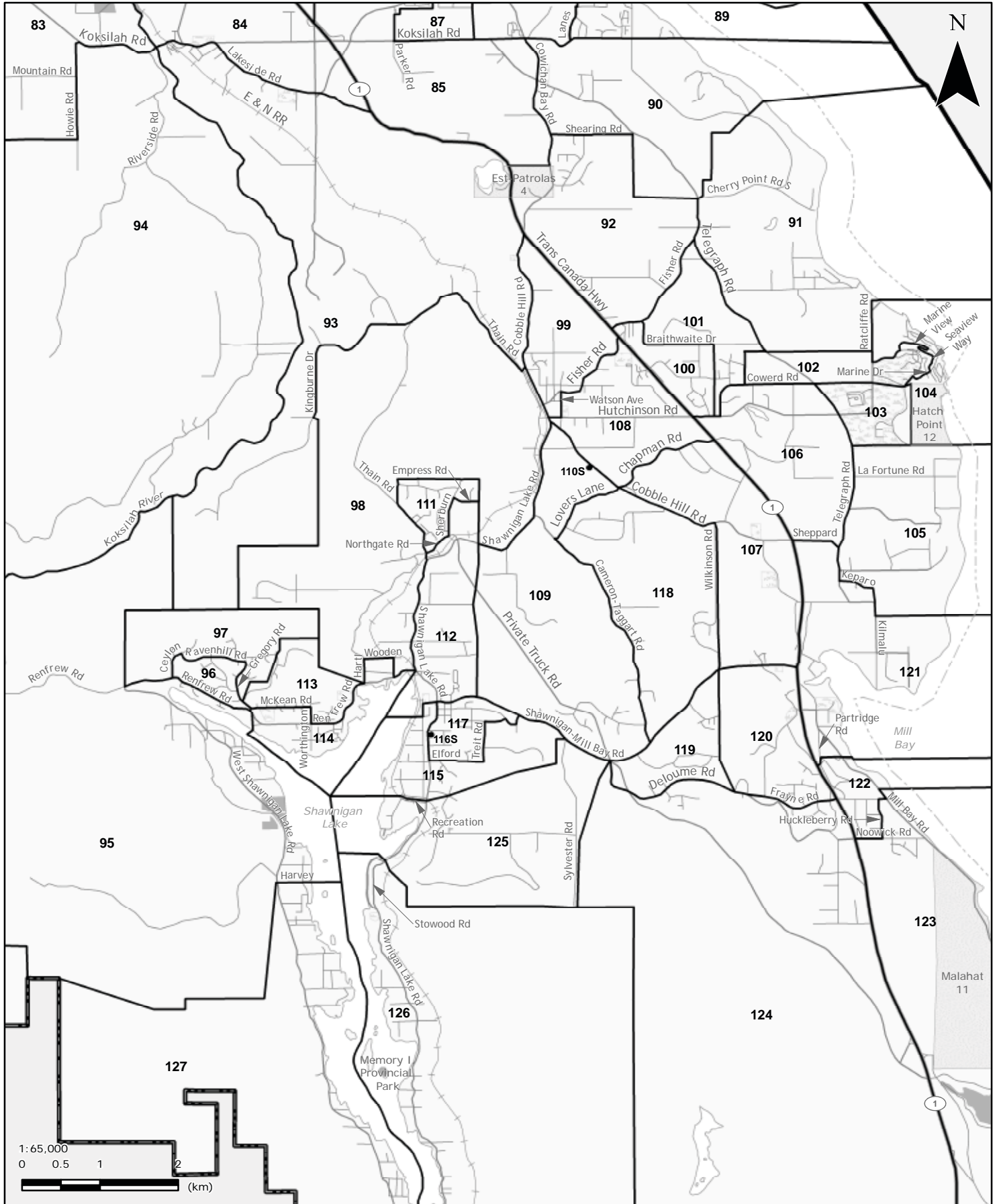
**Cowichan Valley (CWV)
MAP C - West Duncan**



1:43,000
0 250 500 1,000
(m)



**Cowichan Valley (CWV)
MAP E - Shawnigan**



	Cathy Basskin	Simon Lindley	Michial Rupert Moore	Stewart Jason Murray	Bill Routley	Total valid votes	Rejected ballots	Registered voters
	LIB	GP	REFD	CP	NDP			
Advance voting								
Cobble Hill Hall	763	142	6	66	797	1,774	1	
Island Savings Centre	1,071	227	45	107	1,556	3,006	6	
Lake Cowichan Centennial Hall	127	54	1	29	368	579	1	
General voting								
Voting area								
1	35	9	0	6	80	130	2	281
2	42	20	1	7	105	175	0	379
3	38	15	2	6	89	150	0	340
4	51	21	1	1	102	176	0	352
5	24	11	0	1	52	88	0	206
6	21	9	1	4	84	119	0	299
7	33	19	2	7	114	175	0	366
8	15	10	0	6	70	101	1	287
9	23	14	0	13	112	162	1	367
10	28	8	0	5	85	126	0	264
11	28	8	1	5	76	118	0	300
12	34	5	0	6	76	121	3	318
13	28	22	1	5	93	149	0	328
14	43	33	0	8	89	173	1	346
15	37	26	2	18	87	170	0	368
16	45	20	0	2	102	169	1	311
17	55	25	1	5	78	164	1	310
18	44	10	0	5	78	137	1	353
19	34	18	0	1	78	131	0	329
20	18	20	1	8	115	162	0	361
21	41	20	2	6	72	141	0	289
22	69	22	0	8	131	230	2	430
23	45	28	1	5	104	183	1	358
24	50	30	0	8	87	175	1	361
25	39	32	0	5	70	146	1	360
26	41	14	2	6	83	146	0	341
27	89	25	1	5	68	188	0	362
28	82	9	0	6	73	170	0	328
29	96	15	0	5	47	163	0	341
30	82	13	0	7	62	164	1	304
31	90	21	0	6	87	204	2	360
32	66	25	1	3	63	158	0	310
33	97	17	1	6	40	161	0	321
34	110	24	0	9	62	205	0	358
35	88	23	0	2	55	168	1	327
36	102	17	0	3	76	198	0	379
37	72	21	1	4	67	165	3	378
38	69	13	0	7	96	185	1	368
39	82	19	0	3	72	176	1	329
40	93	19	0	9	61	182	1	373

Cowichan Valley (CWV)
Voting results by voting area

Statement of Votes
 39th Provincial General Election
 May 12, 2009

	Cathy Basskin	Simon Lindley	Michial Rupert Moore	Stewart Jason Murray	Bill Routley	Total valid votes	Rejected ballots	Registered voters
Voting area (continued)	LIB	GP	REFD	CP	NDP			
41	67	20	0	10	111	208	0	355
42S *1	-	-	-	-	-	-	-	9
43	89	21	1	6	71	188	1	353
44	69	24	0	6	83	182	3	341
45	87	15	1	6	73	182	3	367
46	64	16	2	6	86	174	0	327
47	27	7	0	5	81	120	0	304
48	19	7	1	5	58	90	0	335
49	15	8	1	3	53	80	1	317
50	15	8	1	3	52	79	1	297
51	53	22	0	6	88	169	1	409
52	27	14	0	3	60	104	0	321
53	26	16	0	6	50	98	1	380
54S *1	27	6	1	8	36	78	0	53
55	27	16	1	9	72	125	1	357
56	36	11	0	2	73	122	0	312
57	32	19	0	4	68	123	1	310
58	25	18	1	2	54	100	0	284
59	45	21	1	5	60	132	2	289
60	38	21	1	2	61	123	0	317
61	24	17	1	8	56	106	0	326
62	28	35	3	6	63	135	0	320
63S *2	8	4	1	7	19	39	1	71
64	27	15	3	4	40	89	0	324
65	18	13	0	3	40	74	2	271
66S *1	-	-	-	-	-	-	-	42
67	36	15	1	3	47	102	0	280
68	33	16	0	4	63	116	0	451
69	34	18	0	3	66	121	0	336
70	42	17	3	5	70	137	0	324
71	26	21	0	3	63	113	1	333
72	15	13	0	5	54	87	1	282
73	49	13	3	1	48	114	1	307
74	45	7	0	2	62	116	2	328
75	2	1	0	1	60	64	0	316
76	18	9	1	1	71	100	0	320
77	46	21	0	4	61	132	4	353
78	34	10	0	5	51	100	0	275
79	48	23	1	3	85	160	0	336
80	14	11	0	1	94	120	0	376
81	40	34	1	4	81	160	2	353
82	48	35	0	2	102	187	0	357
83	77	35	0	7	78	197	1	366
84	59	35	1	2	87	184	0	394
85	60	20	1	7	89	177	0	350
86	61	32	0	6	83	182	0	307
87	79	24	0	9	69	181	0	327
88	74	38	0	2	93	207	0	395
89	67	23	1	8	92	191	2	358
90	89	27	0	6	79	201	0	357

Voting area (continued)	Cathy Basskin	Simon Lindley	Michial Rupert Moore	Stewart Jason Murray	Bill Routley	Total valid votes	Rejected ballots	Registered voters
	LIB	GP	REFD	CP	NDP			
91	96	20	0	5	62	183	0	372
92	94	21	0	6	74	195	1	352
93	34	23	0	2	66	125	0	356
94	32	37	2	6	65	142	0	334
95	45	27	0	4	53	129	1	308
96	53	23	0	11	60	147	0	314
97	62	21	1	10	62	156	0	347
98	52	20	0	4	72	148	0	390
99	69	29	2	5	74	179	0	369
100	56	9	1	10	74	150	0	360
101	74	19	0	5	86	184	1	376
102	124	12	1	9	67	213	1	309
103	177	10	0	7	54	248	0	369
104	189	10	0	4	36	239	0	317
105	56	20	1	6	59	142	1	305
106	50	21	0	6	49	126	1	317
107	48	14	1	6	79	148	0	343
108	38	25	2	4	80	149	0	366
109	75	16	0	5	69	165	1	356
110S *2	-	-	-	-	-	-	-	6
111	64	14	1	6	86	171	0	380
112	48	23	4	4	71	150	0	334
113	85	28	0	6	64	183	0	382
114	50	23	1	6	70	150	0	324
115	77	27	2	8	69	183	1	348
116S *2	-	-	-	-	-	-	-	35
117	62	26	2	8	82	180	1	346
118	73	23	0	7	59	162	1	355
119	47	20	0	13	87	167	0	309
120	106	35	1	6	92	240	0	450
121	84	16	0	1	46	147	0	325
122	91	34	0	1	53	179	0	337
123	95	34	2	12	81	224	1	394
124	66	20	0	4	72	162	0	395
125	52	32	0	3	77	164	0	326
126	66	14	1	3	47	131	0	290
127	68	20	0	7	61	156	0	336
128	47	12	0	5	79	143	0	366
Sub totals	8,734	2,803	132	868	11,655	24,192	77	41,612
s. 98 Special	73	35	3	8	145	264	3	
s. 99 Absentee - in ED	272	158	4	35	472	941	6	
s. 100 Absentee - out of ED	30	31	0	6	114	181	9	
s. 101 Absentee - advance	11	3	0	0	11	25	0	
s. 104 Voting in DEO office	123	26	0	6	136	291	1	
s. 106 Voting by mail	15	2	0	1	15	33	1	
Grand totals	9,258	3,058	139	924	12,548	25,927	97	41,612
% of valid votes	35.71%	11.79%	0.54%	3.56%	48.40%			

Cowichan Valley (CWV)
Voting results by voting area

Summary

Valid votes - General and advance	24,192	93.31%	Total valid votes
s. 98 Special	264	1.02%	Total valid votes
s. 99 Absentee - in ED	941	3.63%	Total valid votes
s. 100 Absentee - out of ED	181	0.70%	Total valid votes
s. 101 Absentee - advance	25	0.10%	Total valid votes
s. 104 Voting in DEO office	291	1.12%	Total valid votes
s. 106 Voting by mail	33	0.12%	Total valid votes

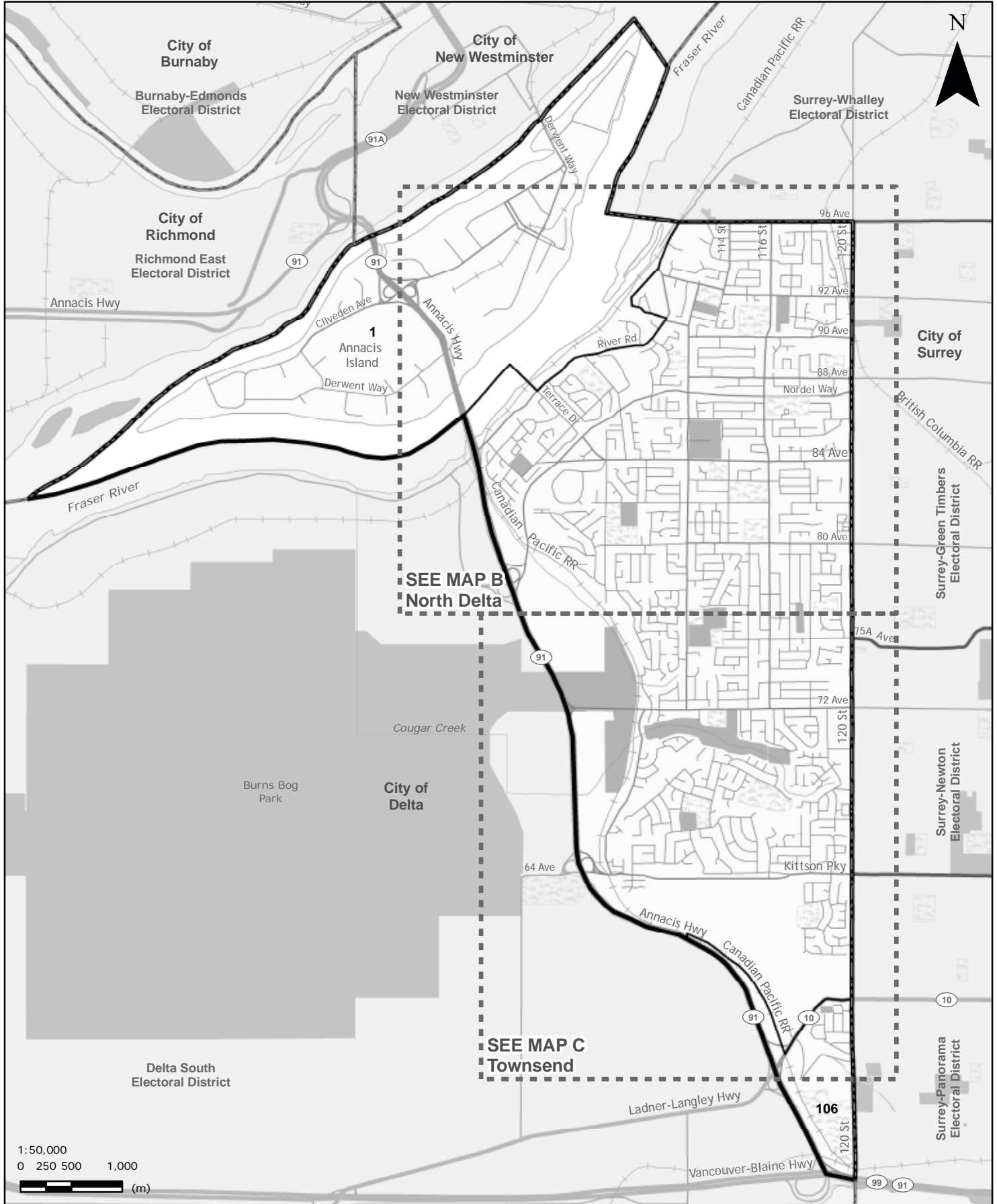
Total valid votes 25,927

Rejected ballots 97 0.37% Ballots cast
 Registered voters who voted 26,024 62.54% Registered voters

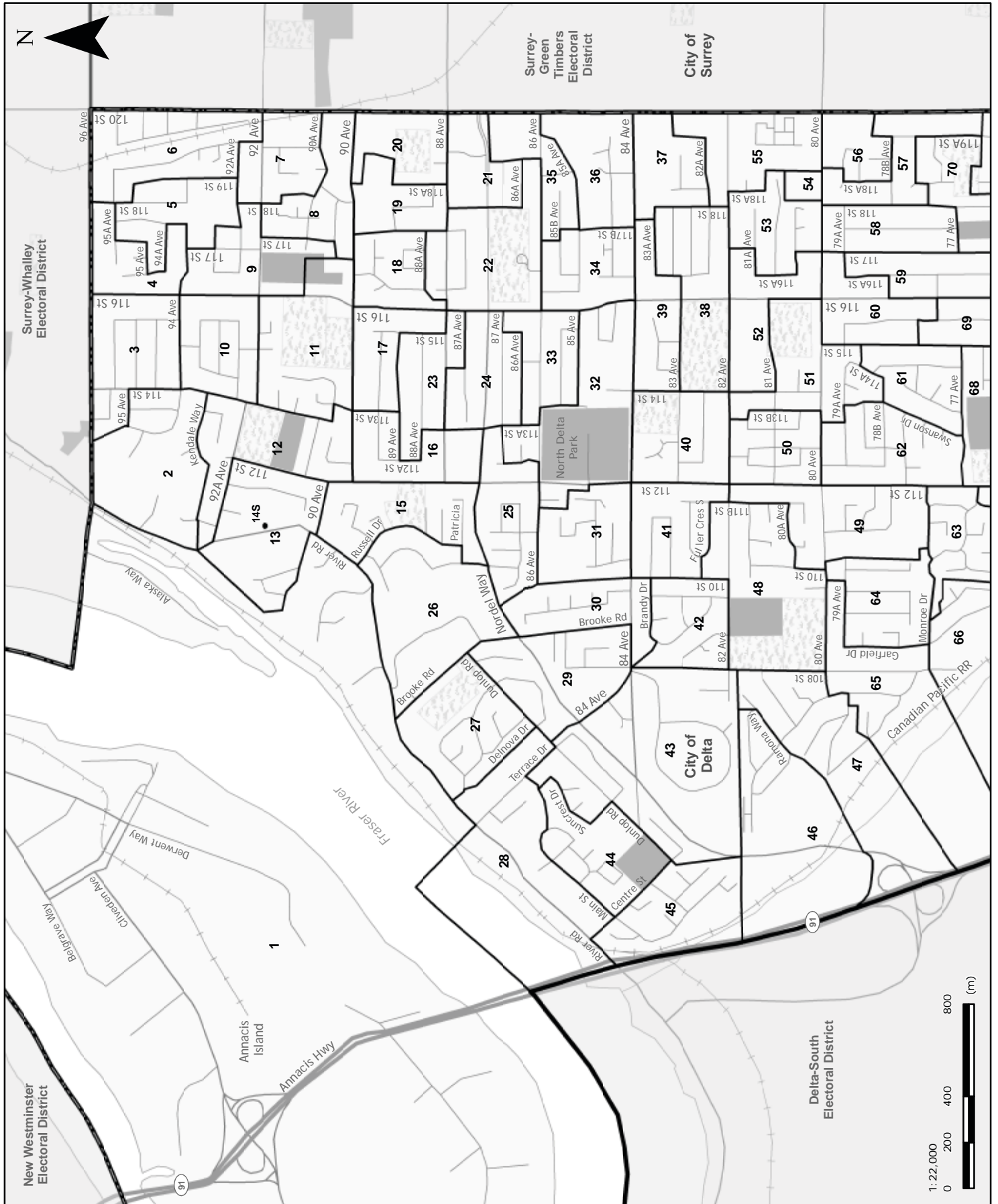
Registered voters 41,612

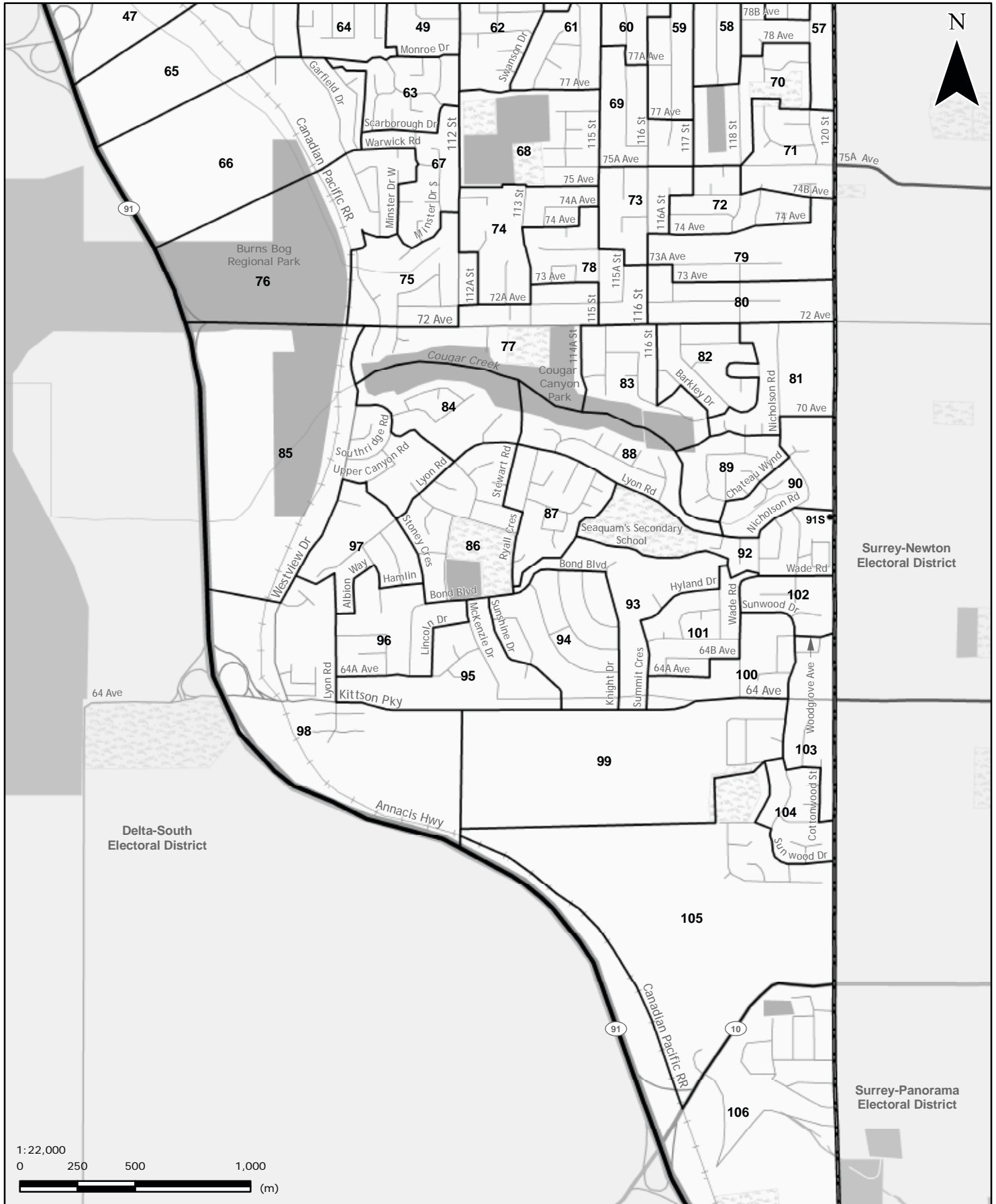
Candidate elected: Bill Routley (NDP)

*1 Voting areas 42S, 54S and 66S combined
 *2 Voting areas 63S, 110S and 116S combined



**Delta North (DLN)
MAP B - North Delta**





Delta North (DLN)
Voting results by voting area

Statement of Votes
 39th Provincial General Election
 May 12, 2009

	Guy Gentner NDP	Jeannie Lynn Kanakos LIB	Matthew Laine GP	Marc Cameron McPherson CP	Total valid votes	Rejected ballots	Registered voters
Advance voting							
North Delta Evangelical Free Church	1,944	1,373	106	109	3,532	7	
General voting							
Voting area							
1	59	52	6	7	124	0	289
2	81	80	15	6	182	1	348
3	97	68	8	8	181	3	359
4	92	52	9	6	159	1	311
5	90	49	4	2	145	0	344
6	90	36	1	6	133	1	294
7	92	51	3	8	154	0	362
8	82	55	8	4	149	0	321
9	93	58	4	7	162	2	324
10	106	58	13	5	182	0	375
11	79	65	12	8	164	0	336
12	83	70	4	4	161	0	293
13	94	93	9	12	208	0	320
14S *1	-	-	-	-	-	-	9
15	74	54	11	18	157	0	356
16	69	39	3	4	115	2	282
17	75	64	4	4	147	2	330
18	91	44	7	3	145	4	326
19	79	34	6	6	125	3	359
20	47	44	4	6	101	1	271
21	67	21	7	6	101	2	331
22	92	68	4	4	168	0	351
23	80	52	8	5	145	0	314
24	94	52	9	4	159	0	349
25	66	47	4	4	121	0	301
26	83	73	15	9	180	0	340
27	70	93	19	9	191	0	330
28	89	65	20	6	180	0	373
29	85	96	11	5	197	1	369
30	61	43	7	9	120	0	299
31	74	44	3	6	127	1	292
32	107	57	4	5	173	0	371
33	92	37	4	9	142	0	362
34	104	55	5	9	173	1	344
35	101	41	7	5	154	3	347
36	75	49	6	5	135	1	331
37	95	56	3	8	162	0	360
38	98	31	2	2	133	2	343
39	70	36	7	9	122	1	338
40	76	61	3	7	147	0	284

Voting area (continued)	Guy Gentner	Jeannie Lynn Kanakos	Matthew Laine	Marc Cameron McPherson	Total valid votes	Rejected ballots	Registered voters
	NDP	LIB	GP	CP			
41	68	40	5	6	119	0	326
42	111	50	5	8	174	2	329
43	48	81	9	7	145	0	332
44	70	77	17	8	172	0	304
45	64	73	19	7	163	0	353
46	79	111	7	4	201	0	377
47	81	95	6	11	193	0	368
48	99	38	13	3	153	0	338
49	100	58	5	3	166	0	332
50	99	41	4	6	150	0	342
51	76	59	1	6	142	0	324
52	105	40	4	5	154	0	328
53	101	55	11	9	176	1	374
54	37	16	4	6	63	0	230
55	68	24	7	4	103	0	277
56	76	64	3	6	149	0	312
57	92	50	8	4	154	0	359
58	94	45	1	0	140	0	304
59	99	47	2	7	155	0	323
60	73	69	4	6	152	2	368
61	85	45	5	6	141	0	320
62	105	66	4	8	183	0	399
63	88	109	8	6	211	1	378
64	89	96	8	12	205	2	371
65	100	58	16	7	181	2	357
66	59	103	12	10	184	2	335
67	79	78	5	7	169	1	331
68	87	48	3	7	145	0	315
69	120	31	9	1	161	2	384
70	115	69	20	5	209	1	348
71	108	35	7	4	154	1	333
72	79	58	8	2	147	3	306
73	60	21	3	0	84	0	299
74	84	71	6	6	167	1	362
75	72	58	13	3	146	0	363
76	70	82	4	10	166	0	313
77	101	66	11	9	187	3	364
78	99	47	12	4	162	1	375
79	84	27	3	3	117	2	347
80	100	35	4	3	142	4	366
81	71	37	2	1	111	0	281
82	91	48	16	6	161	0	372
83	96	66	6	4	172	0	370
84	57	96	10	4	167	0	322
85	62	104	9	7	182	0	340
86	49	142	11	8	210	0	365
87	46	105	7	3	161	2	373
88	31	109	2	6	148	0	289
89	62	88	7	5	162	0	328
90 *1	50	75	8	18	151	0	301

Delta North (DLN)
Voting results by voting area

Statement of Votes
 39th Provincial General Election
 May 12, 2009

Voting area (continued)	Guy Gentner	Jeannie Lynn Kanakos	Matthew Laine	Marc Cameron McPherson	Total valid votes	Rejected ballots	Registered voters
	NDP	LIB	GP	CP			
91S *1	-	-	-	-	-	-	44
92	79	76	12	7	174	0	351
93	46	112	7	3	168	1	344
94	57	129	8	5	199	0	354
95	82	109	10	7	208	0	372
96	66	104	11	8	189	0	337
97	69	104	8	4	185	0	321
98	59	91	13	9	172	1	339
99	40	74	10	6	130	1	234
100	46	115	7	6	174	0	342
101	38	117	13	1	169	0	376
102	44	71	11	5	131	0	290
103	36	72	6	2	116	0	308
104	47	138	4	4	193	1	353
105	48	138	13	4	203	2	328
106	63	86	11	7	167	0	313
Sub totals	10,055	8,258	903	728	19,944	78	34,851
s. 98 Special	30	9	0	4	43	1	
s. 99 Absentee - in ED	192	119	21	16	348	1	
s. 100 Absentee - out of ED	41	22	7	1	71	6	
s. 101 Absentee - advance	11	8	3	2	24	1	
s. 104 Voting in DEO office	38	58	1	4	101	1	
s. 106 Voting by mail	14	16	3	1	34	0	
Grand totals	10,381	8,490	938	756	20,565	88	34,851
% of valid votes	50.48%	41.28%	4.56%	3.68%			

Summary

Valid votes - General and advance	19,944	96.98%	Total valid votes
s. 98 Special	43	0.21%	Total valid votes
s. 99 Absentee - in ED	348	1.69%	Total valid votes
s. 100 Absentee - out of ED	71	0.35%	Total valid votes
s. 101 Absentee - advance	24	0.11%	Total valid votes
s. 104 Voting in DEO office	101	0.49%	Total valid votes
s. 106 Voting by mail	34	0.17%	Total valid votes

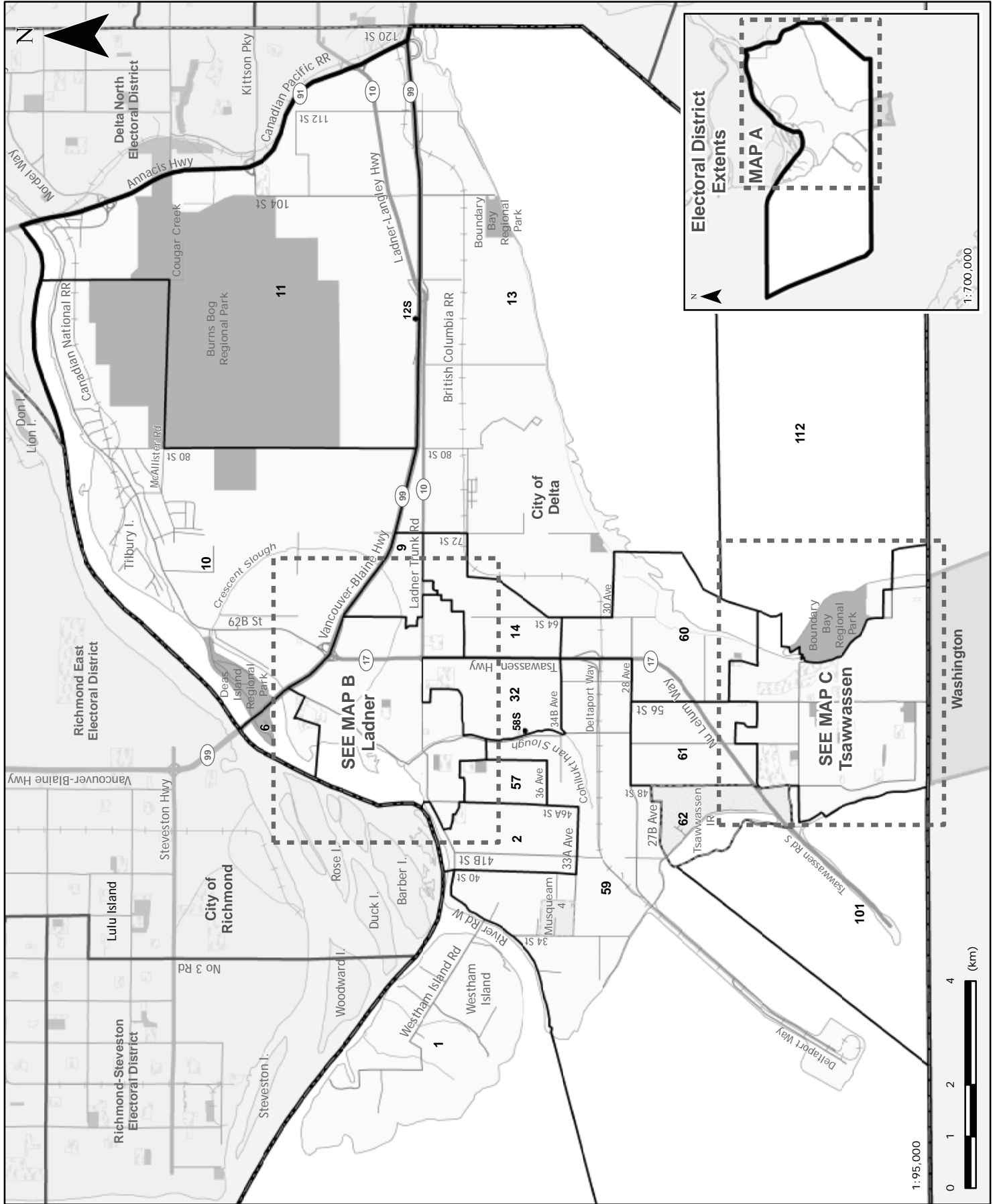
Total valid votes 20,565

Rejected ballots 88 0.43% Ballots cast
 Registered voters who voted 20,653 59.26% Registered voters

Registered voters 34,851

Candidate elected: Guy Gentner (NDP)

*1 Voting areas 14S, 90 and 91S combined







Delta South (DLS)
Voting results by voting area

Statement of Votes
 39th Provincial General Election
 May 12, 2009

	Dileep Joseph Anthony Athaide NDP	Vicki Huntington IND	Duane Laird GP	Wally Oppal LIB	John William Shavluk IND	Total valid votes	Rejected ballots	Registered voters
Advance voting								
Delta Pioneer Library	340	835	35	827	2	2,039	6	
South Delta Recreation Centre	152	1,067	27	1,031	1	2,278	2	
General voting								
Voting area								
1	14	74	3	66	0	157	1	313
2	32	80	3	66	2	183	0	327
3	21	66	4	66	1	158	0	347
4	19	114	2	96	0	231	0	340
5	7	70	5	125	0	207	0	369
6	2	75	0	119	0	196	3	326
7	30	63	2	83	0	178	0	324
8	24	63	3	76	1	167	0	336
9	23	61	7	74	0	165	0	288
10	7	44	3	89	0	143	1	265
11	8	12	4	44	0	68	0	208
12S *1	-	-	-	-	-	-	-	50
13	11	24	3	46	1	85	1	210
14	37	83	3	89	0	212	1	352
15	41	54	4	82	0	181	0	329
16	43	64	2	73	1	183	0	310
17	21	55	4	71	0	151	0	282
18	30	49	1	59	0	139	0	317
19	32	63	4	64	0	163	0	307
20	40	69	11	66	2	188	0	341
21	42	84	2	76	0	204	0	358
22	27	91	3	86	2	209	0	339
23	26	88	10	94	0	218	0	377
24	21	77	6	82	0	186	0	330
25	37	60	7	94	1	199	0	355
26S *1	10	10	2	20	1	43	4	46
27	29	53	3	64	1	150	1	291
28	34	84	8	52	2	180	1	334
29	14	71	5	74	0	164	0	307
30	29	67	6	44	0	146	0	301
31	48	59	1	36	1	145	0	329
32	33	56	5	40	0	134	1	273
33S *2	-	-	-	-	-	-	-	60
34	50	64	4	76	1	195	0	359
35	36	75	2	103	2	218	1	352
36	44	56	3	109	0	212	1	373
37	24	78	6	88	0	196	1	334
38	20	72	5	45	2	144	1	291
39	35	91	6	62	0	194	0	341
40	33	77	4	98	0	212	1	355

Voting area (continued)	Dileep Joseph Anthony Athaide	Vicki Huntington	Duane Laird	Wally Oppal	John William Shavluk	Total valid votes	Rejected ballots	Registered voters
	NDP	IND	GP	LIB	IND			
41	21	62	6	45	2	136	0	282
42	35	70	4	63	0	172	0	365
43	21	83	12	79	1	196	2	411
44	44	32	2	22	1	101	0	233
45	19	44	3	32	1	99	0	289
46	52	73	6	41	1	173	0	349
47	29	56	8	66	0	159	0	321
48	39	29	5	14	0	87	0	303
49	15	54	0	56	0	125	0	318
50	34	63	6	60	0	163	0	310
51	28	89	4	69	1	191	0	309
52	33	63	5	46	0	147	0	301
53	47	56	8	53	0	164	0	307
54	34	53	1	75	1	164	0	320
55S *1	-	-	-	-	-	-	-	20
56	40	93	5	61	0	199	2	334
57	40	106	10	60	0	216	1	326
58S *2	15	47	1	45	4	112	4	136
59	19	56	7	69	1	152	1	296
60	13	111	1	81	0	206	0	343
61	21	78	2	65	0	166	0	333
62	10	8	1	30	0	49	0	174
63	8	75	5	104	0	192	2	308
64	8	65	0	77	0	150	0	318
65	7	82	3	67	0	159	0	302
66	26	61	7	49	0	143	0	314
67	21	45	5	52	2	125	0	315
68	23	108	7	81	0	219	0	351
69	14	90	5	83	0	192	0	340
70	23	88	2	73	0	186	0	325
71	9	53	4	61	0	127	0	280
72	16	59	6	75	0	156	0	308
73	24	30	1	34	1	90	0	273
74	16	56	7	38	0	117	0	303
75	14	52	3	53	1	123	0	279
76S	8	38	1	51	0	98	0	133
77	20	47	3	43	0	113	1	338
78	14	111	3	46	0	174	1	349
79	17	103	3	59	2	184	0	311
80	12	81	3	87	0	183	1	312
81	15	110	5	62	1	193	2	304
82	12	85	11	68	0	176	0	312
83	15	76	2	74	0	167	0	341
84	8	91	5	85	0	189	0	325
85	11	88	2	93	0	194	1	368
86	19	129	2	75	0	225	1	368
87	15	78	4	79	0	176	1	325
88	9	85	4	59	0	157	1	337
89	11	107	2	81	0	201	0	345
90	19	75	6	61	2	163	0	281

Delta South (DLS)
Voting results by voting area

Statement of Votes
 39th Provincial General Election
 May 12, 2009

	Dileep Joseph Anthony Athaide	Vicki Huntington	Duane Laird	Wally Oppal	John William Shavluk	Total valid votes	Rejected ballots	Registered voters
Voting area (continued)	NDP	IND	GP	LIB	IND			
91S	2	15	1	9	0	27	2	81
92	12	82	4	77	0	175	0	307
93	8	66	2	74	0	150	1	276
94	9	52	3	94	0	158	1	294
95	17	63	8	94	1	183	0	280
96	29	68	6	88	0	191	1	362
97	8	67	0	74	0	149	0	292
98	10	80	4	94	0	188	1	338
99	13	118	4	79	1	215	0	379
100	10	90	5	105	1	211	0	331
101	5	44	3	89	0	141	0	322
102	8	113	3	86	1	211	1	345
103	15	81	3	103	0	202	1	346
104	12	93	6	93	0	204	0	342
105	11	92	4	102	1	210	0	353
106	14	102	4	90	0	210	1	331
107	7	88	3	97	4	199	0	344
108	5	76	6	107	0	194	1	353
109	4	60	1	94	0	159	0	365
110	20	76	7	95	2	200	0	317
111	16	101	5	87	0	209	0	336
112	9	68	2	71	1	151	1	253
113	11	37	0	54	0	102	0	193
Sub totals	2,804	9,624	510	9,613	58	22,609	59	34,331
s. 98 Special	10	17	1	17	0	45	0	
s. 99 Absentee - in ED	89	217	30	199	2	537	4	
s. 100 Absentee - out of ED	15	9	12	25	0	61	4	
s. 101 Absentee - advance	1	1	0	7	0	9	0	
s. 104 Voting in DEO office	15	99	1	73	0	188	2	
s. 106 Voting by mail	6	10	1	11	0	28	0	
Grand totals	2,940	9,977	555	9,945	60	23,477	69	34,331
% of valid votes	12.52%	42.50%	2.36%	42.36%	0.26%			

Summary

Valid votes - General and advance	22,609	96.30%	Total valid votes
s. 98 Special	45	0.19%	Total valid votes
s. 99 Absentee - in ED	537	2.29%	Total valid votes
s. 100 Absentee - out of ED	61	0.26%	Total valid votes
s. 101 Absentee - advance	9	0.04%	Total valid votes
s. 104 Voting in DEO office	188	0.80%	Total valid votes
s. 106 Voting by mail	28	0.12%	Total valid votes

Total valid votes 23,477

Rejected ballots 69 0.29% Ballots cast
Registered voters who voted 23,546 68.59% Registered voters

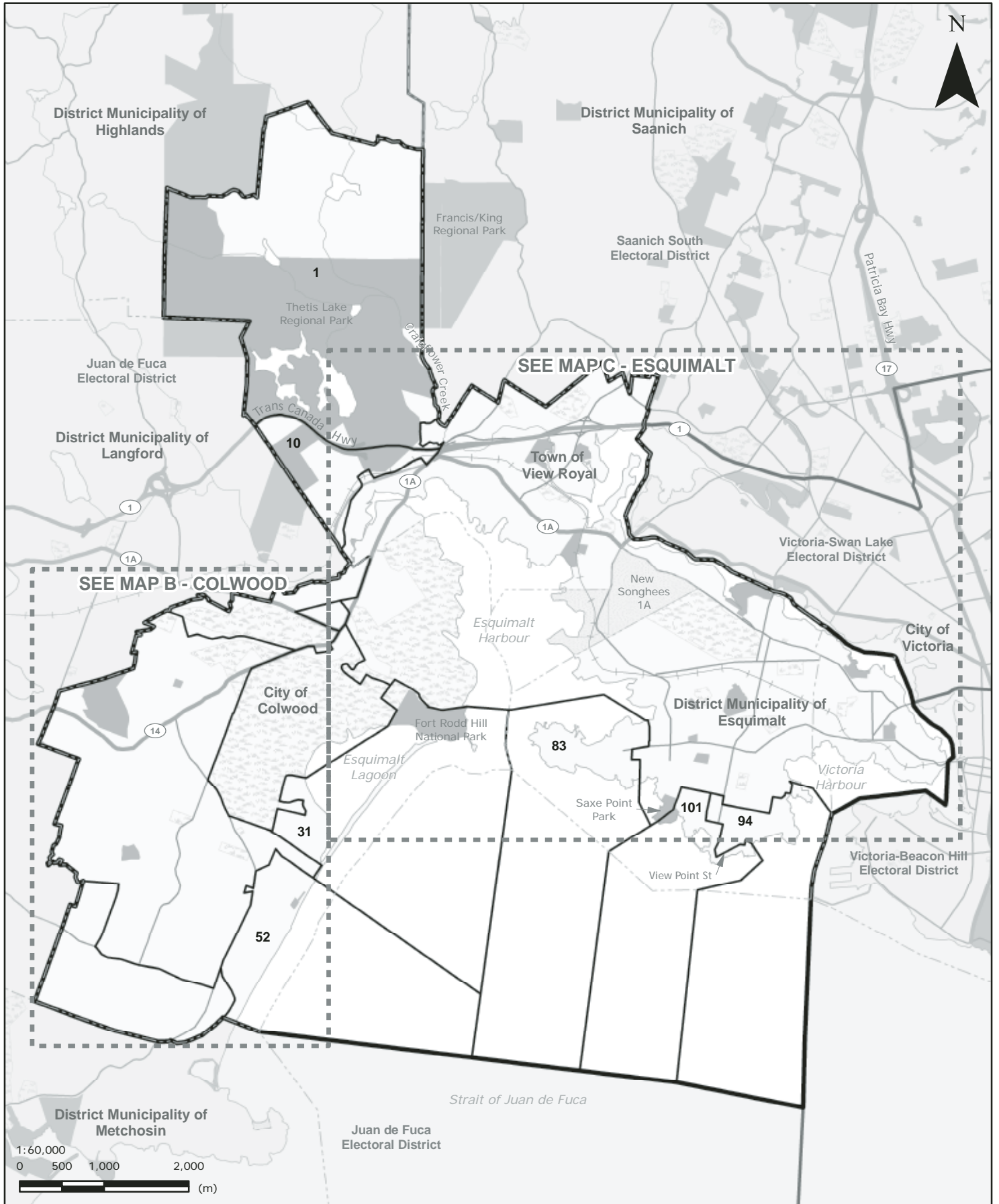
Registered voters 34,331

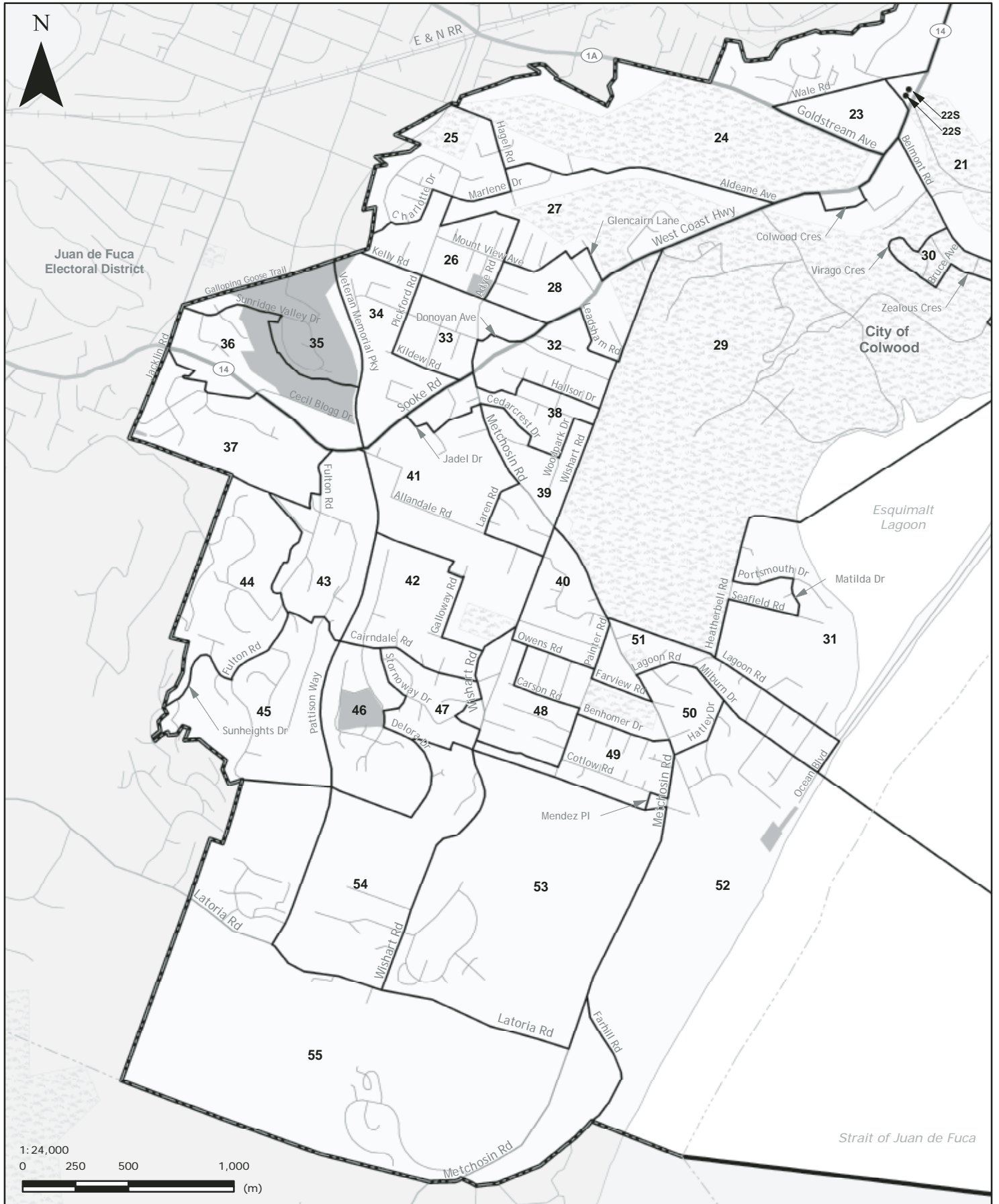
Candidate elected: Vicki Huntington (IND)

*1 Voting areas 12S, 26S and 55S combined

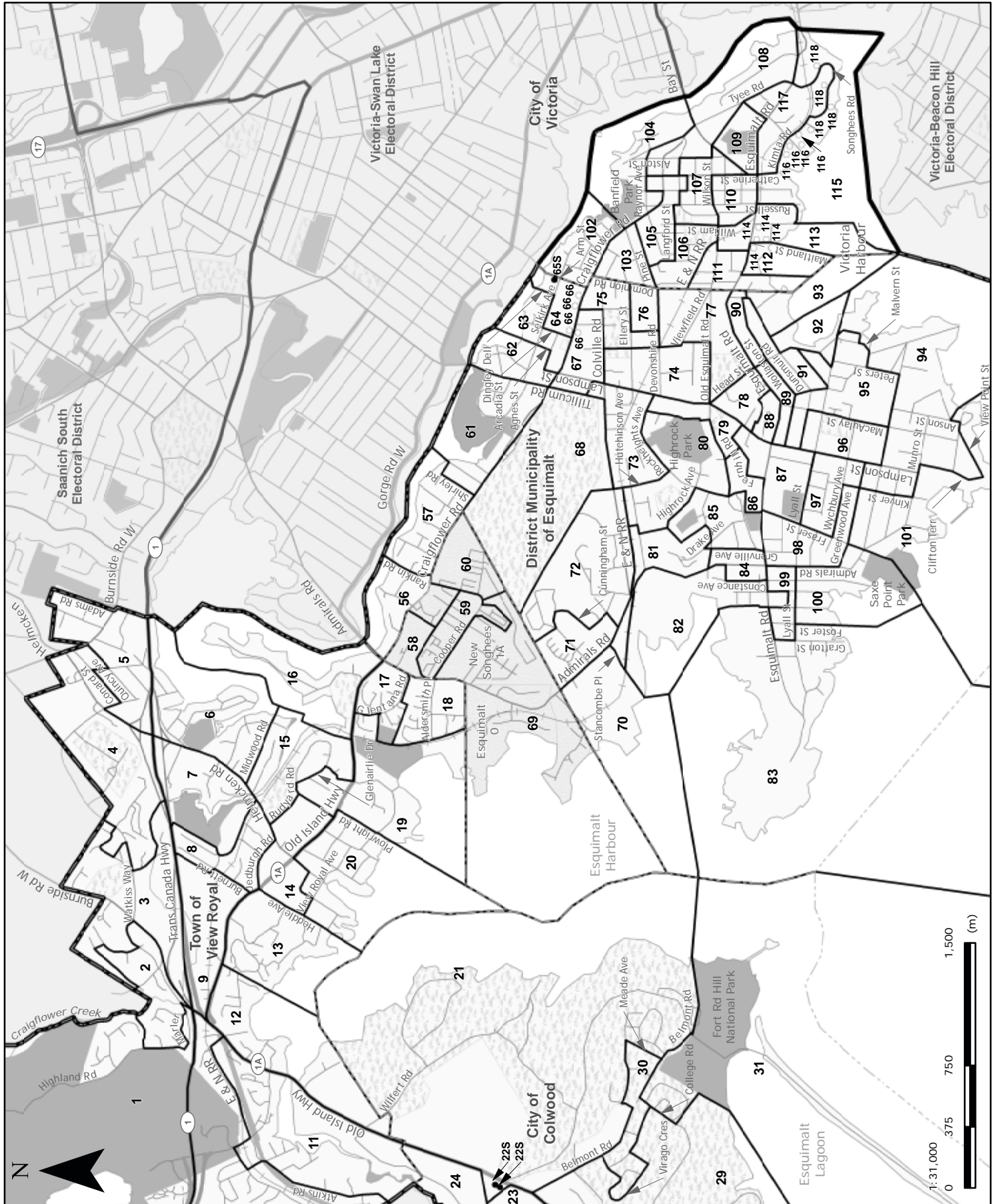
*2 Voting areas 33S and 58S combined

**Esquimalt-Royal Roads (ESR)
MAP A - Esquimalt-Royal Roads Electoral District**





**Esquimalt-Royal Roads (ESR)
MAP C - Esquimalt**



Esquimalt-Royal Roads (ESR)
Voting results by voting area

	Maurine Karagianis NDP	Carl Edward Ratsoy LIB	Jane Sterk GP	Total valid votes	Rejected ballots	Registered voters
Advance voting						
Colwood Pentecostal Church	936	644	204	1,784	3	
Esquimalt United Church	1,515	771	458	2,744	12	
General voting						
Voting area						
1	81	47	19	147	0	304
2	96	55	13	164	0	305
3	76	76	21	173	0	332
4	74	80	20	174	1	354
5	79	51	21	151	0	332
6	110	66	27	203	0	367
7	89	58	16	163	1	334
8	76	41	25	142	5	282
9	59	49	16	124	0	322
10	53	57	17	127	0	365
11	53	42	15	110	0	326
12	57	48	20	125	1	344
13	64	76	22	162	0	326
14	101	68	21	190	1	342
15	84	53	31	168	0	305
16	86	43	31	160	0	326
17	121	24	25	170	2	331
18	71	93	21	185	0	372
19	85	33	27	145	1	327
20	89	46	33	168	0	348
21	22	19	11	52	0	344
22S	20	11	1	32	0	38
23	37	20	11	68	0	259
24	53	29	7	89	0	330
25	99	60	18	177	1	367
26	109	38	18	165	0	330
27	85	35	18	138	0	352
28	87	88	18	193	2	412
29	31	28	8	67	2	278
30	21	17	11	49	0	316
31	62	42	11	115	0	320
32	95	40	26	161	0	330
33	89	33	24	146	2	318
34	87	26	13	126	0	327
35	79	51	13	143	1	334
36	69	43	13	125	2	289
37	81	46	15	142	0	320
38	82	42	9	133	0	293
39	79	50	30	159	3	345
40	102	66	21	189	0	349

Esquimalt-Royal Roads (ESR)
Voting results by voting area

Statement of Votes
 39th Provincial General Election
 May 12, 2009

Voting area (continued)	Maurine Karagianis	Carl Edward Ratsoy	Jane Sterk	Total valid votes	Rejected ballots	Registered voters
	NDP	LIB	GP			
41	47	27	19	93	2	280
42	81	51	16	148	0	301
43	60	34	24	118	1	303
44	64	61	20	145	0	328
45	53	69	23	145	0	325
46	58	80	13	151	0	360
47	62	55	18	135	0	301
48	127	44	18	189	1	332
49	88	46	21	155	0	317
50	94	69	30	193	1	347
51	72	65	22	159	0	323
52	54	82	23	159	0	315
53	47	106	22	175	1	365
54	74	43	18	135	2	290
55	68	91	30	189	0	461
56	76	29	14	119	1	268
57	77	55	28	160	0	348
58	74	6	14	94	1	327
59	93	22	19	134	1	336
60	101	25	18	144	0	324
61	81	34	25	140	1	327
62	79	41	27	147	0	318
63	71	24	41	136	1	290
64	73	31	28	132	0	305
65S	28	9	5	42	0	69
66	79	11	19	109	3	315
67	102	33	27	162	0	369
68	46	29	23	98	2	322
69	113	32	11	156	0	352
70	37	40	16	93	0	326
71	72	46	22	140	0	343
72	57	17	25	99	0	332
73	91	35	43	169	0	362
74	88	30	18	136	0	361
75	75	17	22	114	0	291
76	66	13	25	104	0	293
77	42	18	29	89	0	284
78	53	9	19	81	0	260
79	50	15	21	86	0	261
80	71	33	51	155	1	345
81	76	18	44	138	0	365
82	29	16	17	62	1	321
83	44	20	15	79	0	290
84	53	12	19	84	0	296
85	59	38	34	131	0	304
86	31	24	11	66	0	260
87	76	19	18	113	1	315
88	70	20	18	108	1	312
89	59	25	18	102	1	314
90	34	11	16	61	2	244

Esquimalt-Royal Roads (ESR)
Voting results by voting area

Voting area (continued)	Maurine Karagianis	Carl Edward Ratsoy	Jane Sterk	Total valid votes	Rejected ballots	Registered voters
	NDP	LIB	GP			
91	85	15	30	130	0	284
92	30	28	8	66	0	268
93	62	44	18	124	0	391
94	53	21	32	106	0	330
95	65	23	35	123	0	362
96	66	19	26	111	2	316
97	91	37	29	157	2	374
98	77	43	28	148	0	345
99	62	16	22	100	0	314
100	69	43	26	138	1	335
101	100	50	30	180	1	367
102	93	17	41	151	3	296
103	65	26	58	149	2	312
104	59	36	52	147	0	315
105	80	26	53	159	0	339
106	95	25	48	168	0	327
107	68	30	28	126	1	288
108	47	49	51	147	0	314
109	72	8	21	101	1	273
110	81	14	37	132	2	300
111	73	26	17	116	1	310
112	49	22	27	98	0	301
113	81	43	30	154	3	315
114	63	39	30	132	3	329
115	31	44	12	87	0	183
116	43	99	12	154	1	317
117	83	74	35	192	1	386
118	46	96	18	160	0	363
Sub totals	10,708	6,098	3,370	20,176	89	37,546
s. 98 Special	52	21	11	84	6	
s. 99 Absentee - in ED	467	276	168	911	2	
s. 100 Absentee - out of ED	97	35	32	164	16	
s. 101 Absentee - advance	19	23	13	55	3	
s. 104 Voting in DEO office	130	95	46	271	4	
s. 106 Voting by mail	41	31	24	96	2	
Grand totals	11,514	6,579	3,664	21,757	122	37,546
% of valid votes	52.92%	30.24%	16.84%			

Esquimalt-Royal Roads (ESR) Voting results by voting area

Statement of Votes
39th Provincial General Election
May 12, 2009

Summary

Valid votes - General and advance	20,176	92.73%	Total valid votes
s. 98 Special	84	0.39%	Total valid votes
s. 99 Absentee - in ED	911	4.19%	Total valid votes
s. 100 Absentee - out of ED	164	0.75%	Total valid votes
s. 101 Absentee - advance	55	0.25%	Total valid votes
s. 104 Voting in DEO office	271	1.25%	Total valid votes
s. 106 Voting by mail	96	0.44%	Total valid votes

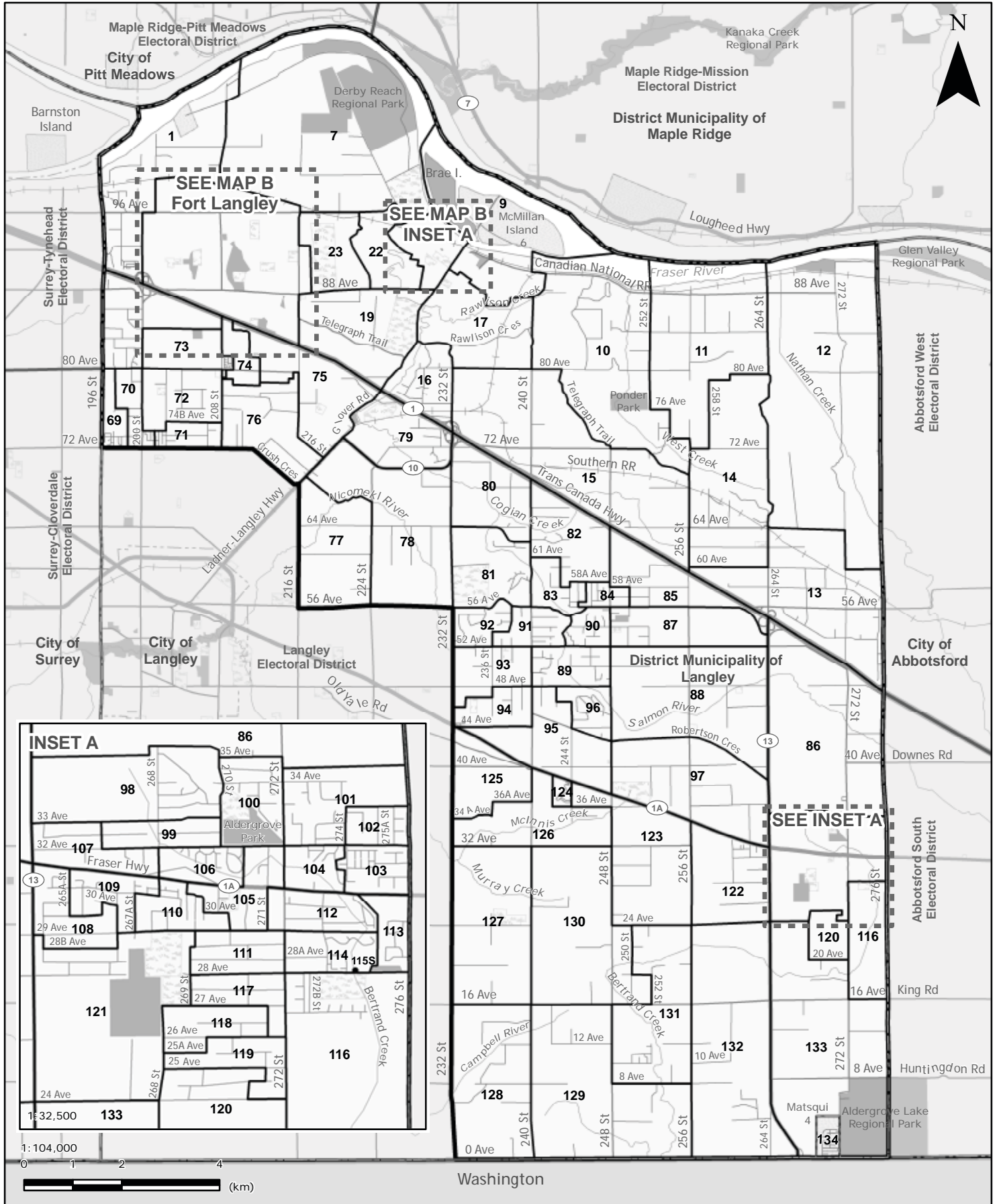
Total valid votes 21,757

Rejected ballots	122	0.56%	Ballots cast
Registered voters who voted	21,879	58.27%	Registered voters

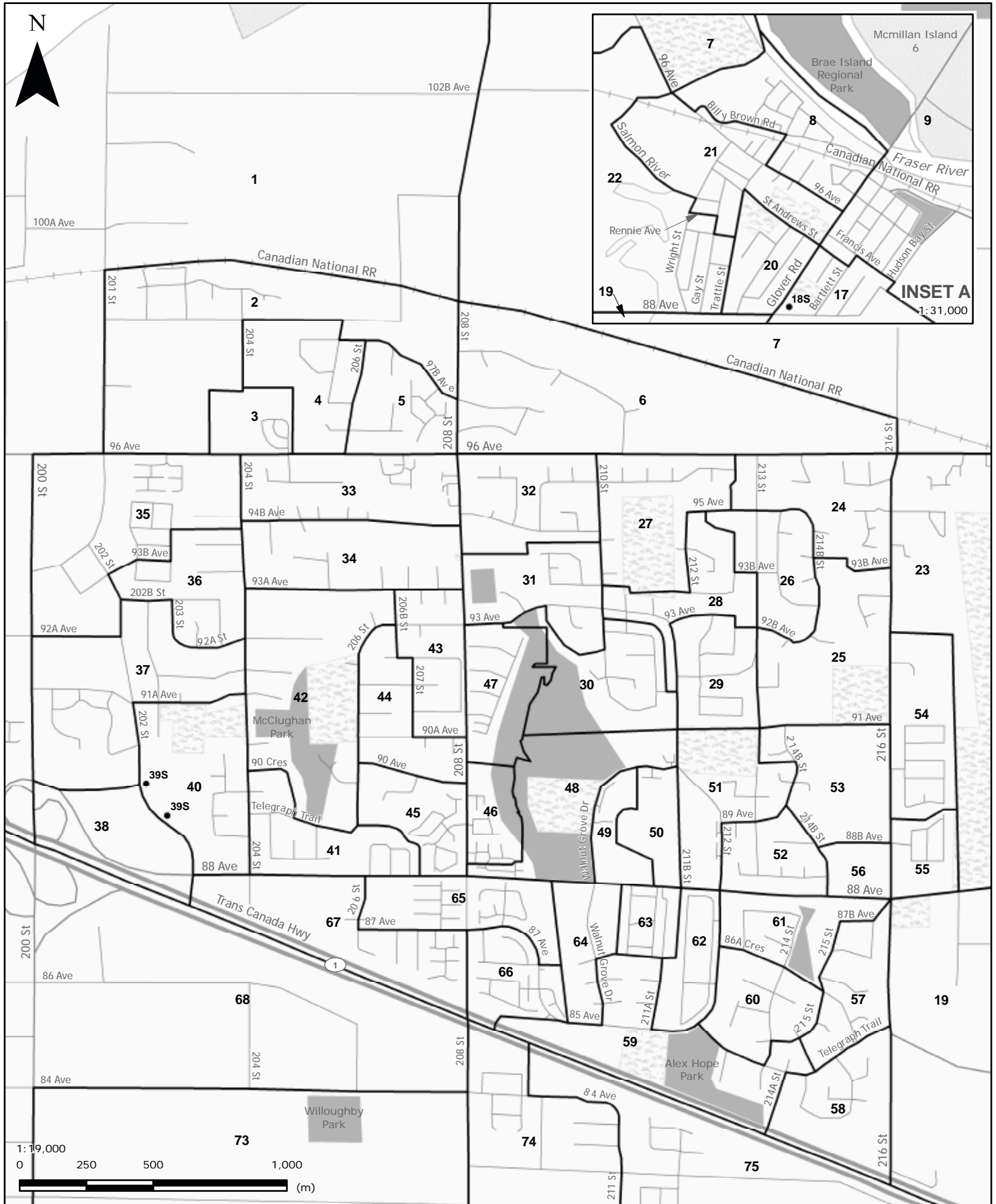
Registered voters 37,546

Candidate elected: Maurine Karagianis (NDP)

Fort Langley-Aldergrove (FLA)
MAP A - Fort Langley-Aldergrove Electoral District



Fort Langley-Aldergrove (FLA)
MAP B - Fort Langley



Fort Langley-Aldergrove (FLA)
Voting results by voting area

	Jordan Braun	Gail Ruth Chaddock- Costello	Rich Coleman	Travis Erbacher	Total valid votes	Rejected ballots	Registered voters
	REFD	NDP	LIB	GP			
Advance voting							
Aldergrove Legion 265	19	424	708	74	1,225	7	
Mountainview Alliance Church	21	504	1,183	81	1,789	6	
General voting							
Voting area							
1	1	64	71	12	148	1	340
2	3	24	91	8	126	1	278
3	3	61	116	9	189	0	366
4	0	75	97	27	199	1	361
5	5	40	111	9	165	1	304
6	2	35	86	6	129	0	276
7	1	36	101	16	154	1	303
8	3	67	125	15	210	0	369
9	1	87	94	25	207	0	345
10	7	39	134	12	192	3	335
11	5	31	145	12	193	1	331
12	6	43	93	13	155	0	313
13	2	37	96	13	148	1	321
14	6	53	120	14	193	0	342
15	7	43	89	16	155	1	331
16	2	41	137	7	187	0	358
17	2	61	127	33	223	0	353
18S *1	3	10	11	2	26	1	16
19	3	32	87	9	131	1	343
20	2	59	95	18	174	1	308
21	1	69	106	19	195	0	365
22	0	67	118	18	203	1	337
23	0	37	100	11	148	0	321
24	3	48	78	11	140	0	319
25	0	41	82	22	145	1	315
26	2	53	107	8	170	1	362
27	2	62	80	22	166	0	326
28	5	63	110	16	194	0	375
29	4	69	107	10	190	0	357
30	4	51	105	18	178	1	373
31	2	58	95	16	171	0	347
32	2	54	108	16	180	0	362
33	4	48	89	10	151	0	341
34	0	33	137	11	181	1	334
35	1	45	100	5	151	0	341
36	3	45	111	11	170	0	332
37	0	42	92	6	140	1	289
38	0	16	16	3	35	0	116
39S	3	55	118	6	182	5	286
40	1	46	119	12	178	3	336

Fort Langley-Aldergrove (FLA)
Voting results by voting area

Statement of Votes
 39th Provincial General Election
 May 12, 2009

	Jordan Braun	Gail Ruth Chaddock- Costello	Rich Coleman	Travis Erbacher	Total valid votes	Rejected ballots	Registered voters
Voting area (continued)	REFD	NDP	LIB	GP			
41	2	54	95	7	158	0	321
42	11	56	133	28	228	2	355
43	2	36	121	7	166	1	301
44	2	37	145	13	197	3	389
45	0	36	93	11	140	0	314
46	3	52	76	13	144	0	316
47	3	43	107	7	160	3	332
48	0	42	65	13	120	0	275
49	2	52	63	19	136	1	315
50	4	47	104	1	156	0	261
51	2	74	94	6	176	1	341
52	1	45	84	19	149	0	278
53	0	26	115	5	146	0	301
54	0	33	109	4	146	1	321
55	2	48	86	8	144	0	328
56	1	57	91	19	168	0	346
57	3	58	99	9	169	2	315
58	0	28	108	3	139	0	286
59	0	32	159	6	197	0	369
60	0	37	133	13	183	0	334
61	0	38	103	14	155	0	285
62	1	73	131	6	211	1	333
63	3	57	108	4	172	0	300
64	0	42	92	4	138	0	335
65	2	42	90	14	148	0	335
66	0	44	102	12	158	1	321
67	1	35	75	11	122	0	349
68	3	47	81	9	140	1	320
69	0	54	106	10	170	0	428
70	1	44	86	7	138	0	328
71	1	43	105	15	164	0	365
72	0	31	105	10	146	1	297
73	2	39	97	17	155	3	430
74	0	41	137	6	184	0	408
75	2	32	155	11	200	0	438
76	3	28	119	4	154	2	313
77	2	22	54	6	84	0	279
78	2	25	84	7	118	3	273
79	1	20	55	10	86	0	299
80	3	50	58	7	118	1	250
81	2	39	109	8	158	0	300
82	2	60	87	7	156	2	286
83	13	48	131	8	200	3	320
84	3	51	138	9	201	0	324
85	4	54	136	5	199	2	349
86	1	32	52	0	85	0	257
87	4	47	92	12	155	0	313
88	2	28	106	8	144	2	291
89	6	47	113	20	186	0	340
90	5	54	101	9	169	1	294

Fort Langley-Aldergrove (FLA)
Voting results by voting area

	Jordan Braun	Gail Ruth Chaddock- Costello	Rich Coleman	Travis Erbacher	Total valid votes	Rejected ballots	Registered voters
Voting area (continued)	REFD	NDP	LIB	GP			
91	3	58	133	12	206	0	361
92	3	41	105	12	161	2	337
93	3	44	108	16	171	1	310
94	5	53	113	15	186	0	323
95	4	42	75	20	141	1	342
96	3	53	89	20	165	2	309
97	6	55	95	16	172	0	341
98	3	36	97	4	140	0	327
99	0	45	68	20	133	1	305
100	3	72	92	15	182	0	378
101	1	49	123	15	188	3	422
102	4	23	65	10	102	1	267
103	4	38	40	8	90	0	315
104	2	44	50	3	99	0	303
105	2	19	39	10	70	0	245
106	4	76	71	18	169	1	401
107	3	52	70	10	135	0	341
108	7	49	73	11	140	4	348
109	3	50	75	10	138	1	342
110	4	51	48	12	115	0	335
111	2	58	70	22	152	1	341
112	5	59	61	6	131	0	318
113	4	55	59	7	125	0	297
114	2	70	39	12	123	0	296
115S *1	-	-	-	-	-	-	32
116	1	55	104	16	176	0	372
117	2	56	69	5	132	0	363
118	1	60	101	14	176	2	394
119	2	39	105	17	163	0	346
120	0	38	136	6	180	4	343
121	3	52	78	15	148	1	354
122	0	39	64	7	110	0	283
123	3	41	92	11	147	3	331
124	4	57	52	6	119	0	345
125	1	45	84	10	140	1	304
126	3	24	70	8	105	0	243
127	2	47	111	12	172	0	326
128	3	63	107	17	190	0	346
129	4	61	96	9	170	0	316
130	1	24	97	8	130	0	312
131	9	46	104	12	171	1	325
132	3	57	99	9	168	0	323
133	1	31	95	12	139	0	307
134	5	76	71	8	160	1	389
Sub totals	376	7,131	14,576	1,669	23,752	109	43,243

Fort Langley-Aldergrove (FLA)
Voting results by voting area

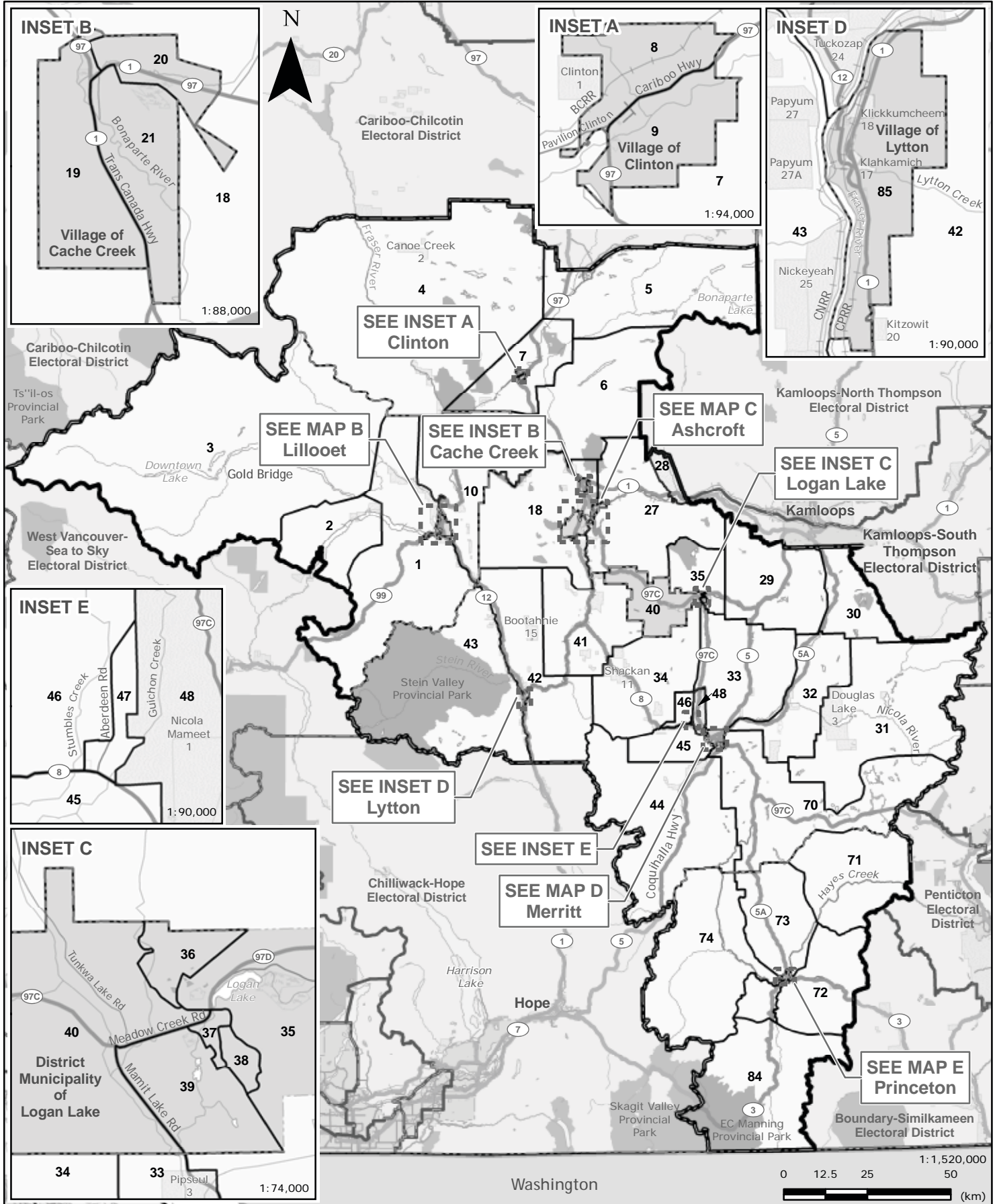
Statement of Votes
 39th Provincial General Election
 May 12, 2009

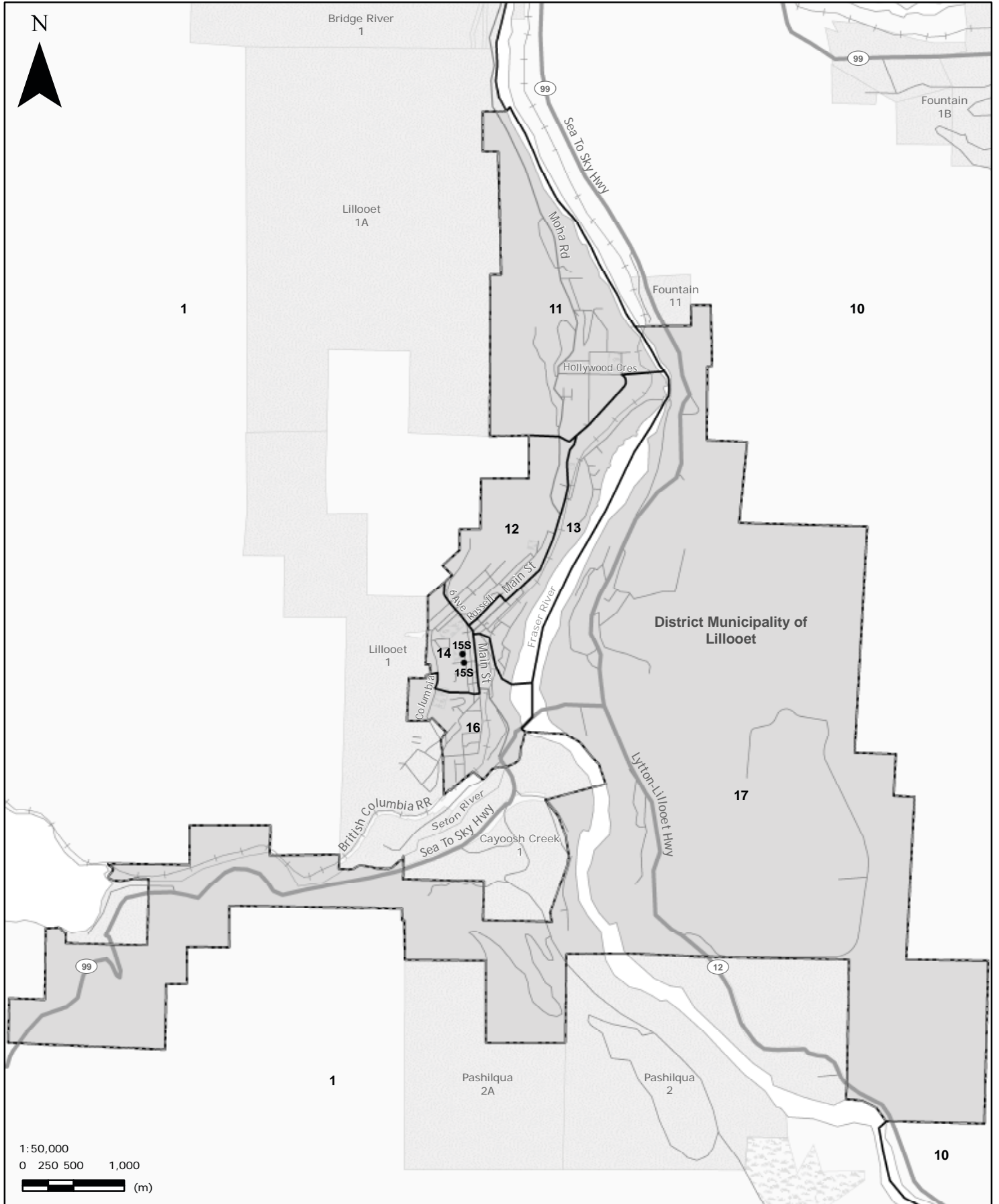
	Jordan Braun	Gail Ruth Chaddock- Costello	Rich Coleman	Travis Erbacher	Total valid votes	Rejected ballots	Registered voters
	REFD	NDP	LIB	GP			
s. 98 Special	0	13	25	2	40	3	
s. 99 Absentee - in ED	7	247	350	58	662	8	
s. 100 Absentee - out of ED	2	46	58	15	121	12	
s. 101 Absentee - advance	0	11	20	3	34	3	
s. 104 Voting in DEO office	2	41	91	14	148	3	
s. 106 Voting by mail	0	3	19	4	26	2	
Grand totals	387	7,492	15,139	1,765	24,783	140	43,243
% of valid votes	1.56%	30.23%	61.09%	7.12%			

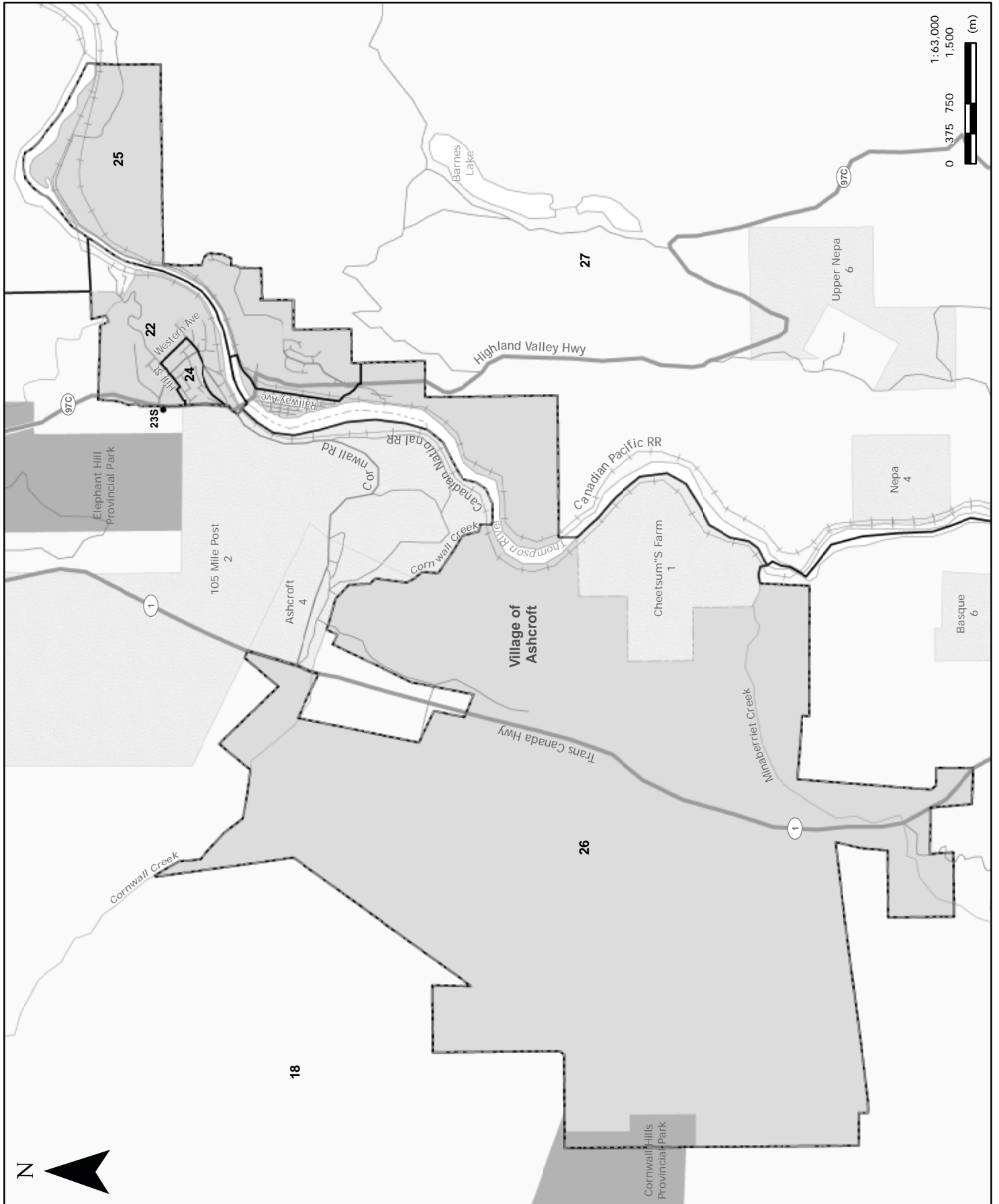
Summary

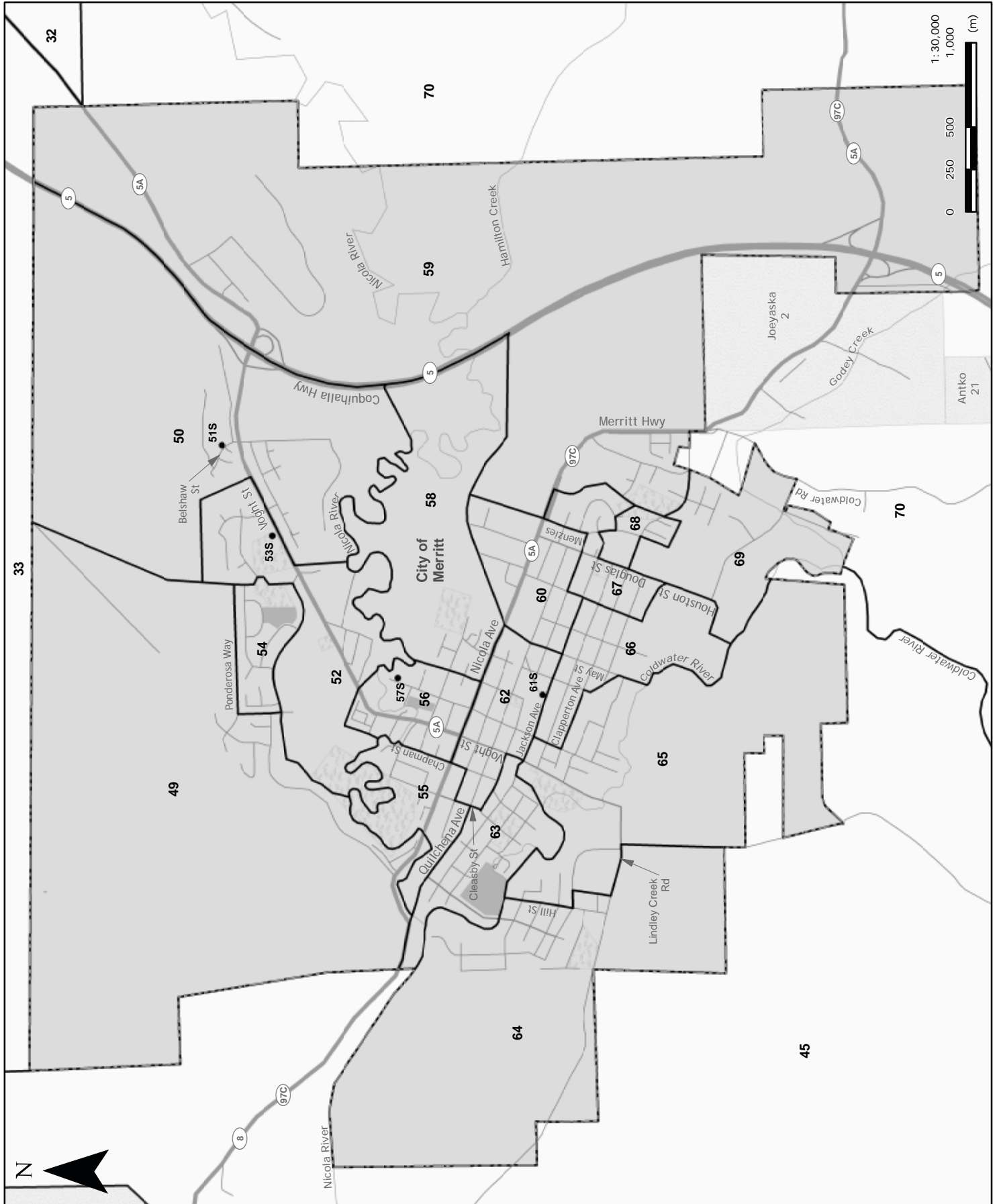
Valid votes - General and advance	23,752	95.84%	Total valid votes
s. 98 Special	40	0.16%	Total valid votes
s. 99 Absentee - in ED	662	2.67%	Total valid votes
s. 100 Absentee - out of ED	121	0.49%	Total valid votes
s. 101 Absentee - advance	34	0.14%	Total valid votes
s. 104 Voting in DEO office	148	0.60%	Total valid votes
s. 106 Voting by mail	26	0.10%	Total valid votes
Total valid votes	24,783		
Rejected ballots	140	0.56%	Ballots cast
Registered voters who voted	24,923	57.63%	Registered voters
Registered voters	43,243		
Candidate elected:	Rich Coleman (LIB)		

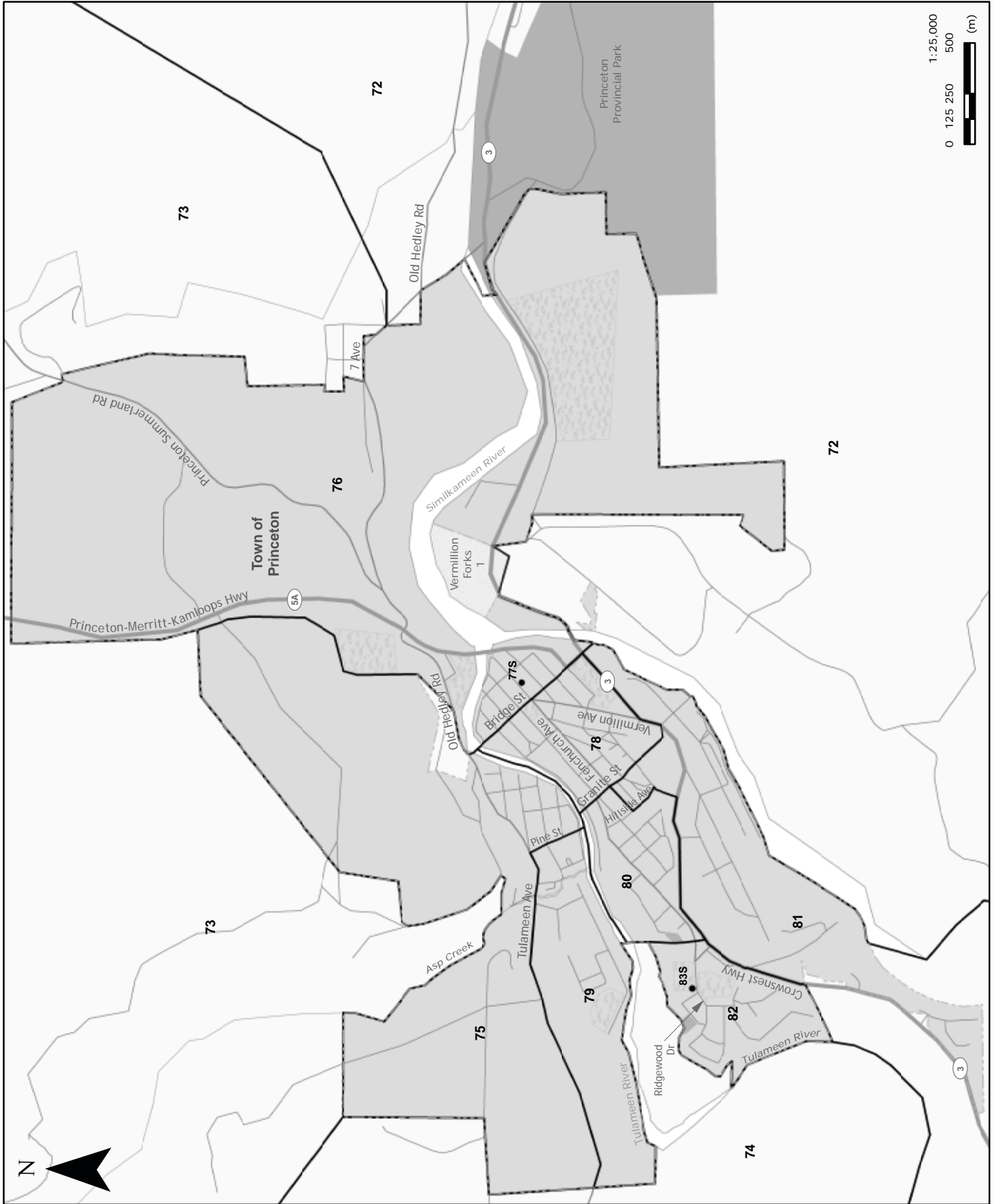
*1 Voting areas 18S and 115S combined











Fraser-Nicola (FRN)
Voting results by voting area

Statement of Votes
 39th Provincial General Election
 May 12, 2009

	Dian Joan Brooks REFD	Ella Brown LIB	Harry Lali NDP	Desiree Maher-Schley GP	Total valid votes	Rejected ballots	Registered voters
Advance voting							
Ashcroft Community Hall	6	194	186	31	417	0	
Lillooet & District Recreation Centre	10	110	224	35	379	0	
Logan Lake Recreation Centre	11	175	137	23	346	1	
Merritt Civic Centre	14	537	482	46	1,079	3	
Princeton City Hall	17	272	369	36	694	3	
General voting							
Voting area							
1	1	29	121	9	160	3	397
2	0	8	84	13	105	2	161
3	1	30	51	14	96	1	140
4	2	15	12	1	30	0	103
5	6	103	84	15	208	2	341
6	1	58	54	5	118	0	271
7	0	66	66	13	145	0	231
8	2	66	65	10	143	0	221
9	5	77	82	10	174	1	276
10	0	7	83	6	96	1	208
11	6	66	93	14	179	0	383
12	1	42	67	9	119	2	328
13	1	74	57	10	142	1	334
14 *1	4	66	80	17	167	2	304
15S *1	-	-	-	-	-	-	29
16	4	26	68	10	108	0	261
17	0	34	42	4	80	0	147
18	2	40	65	3	110	0	280
19	1	19	32	9	61	1	163
20	6	149	73	7	235	1	400
21	4	33	51	10	98	0	223
22	2	80	72	13	167	0	331
23S *2	-	-	-	-	-	-	3
24 *2	5	75	98	12	190	4	337
25	0	91	66	9	166	2	348
26	1	52	77	10	140	0	355
27	3	74	44	7	128	0	271
28	2	4	57	8	71	0	150
29	2	93	26	3	124	0	282
30	0	88	18	4	110	0	252
31	1	15	56	1	73	0	132
32	0	20	41	2	63	0	159
33 *3	0	38	51	3	92	0	213
34 *3	-	-	-	-	-	-	186
35	7	54	72	7	140	2	293
36	5	100	84	12	201	0	392
37	1	65	69	14	149	0	302
38	2	69	78	10	159	1	349
39	1	57	44	3	105	0	230
40	3	35	38	7	83	1	163

Voting area (continued)	Dian Joan Brooks	Ella Brown	Harry Lali	Desiree Maher-Schley	Total valid votes	Rejected ballots	Registered voters
	REFD	LIB	NDP	GP			
41	1	25	64	8	98	1	159
42	0	34	154	15	203	0	370
43	0	3	38	8	49	0	100
44	1	23	77	7	108	1	280
45	2	72	23	1	98	0	330
46	2	106	86	21	215	0	384
47	6	111	83	10	210	1	360
48	0	11	57	1	69	0	241
49	1	95	55	3	154	0	331
50	0	46	52	7	105	0	248
51S *4	2	37	30	5	74	1	20
52	1	91	53	8	153	0	302
53S	0	0	0	0	0	0	0
54	0	91	53	9	153	0	307
55	0	86	65	5	156	1	330
56	0	63	39	13	115	1	262
57S *4	-	-	-	-	-	-	56
58	2	46	54	4	106	0	250
59	1	72	77	6	156	1	316
60	3	54	64	5	126	2	341
61S *4	-	-	-	-	-	-	38
62	1	50	46	13	110	0	319
63	0	61	83	8	152	0	341
64	2	63	85	8	158	2	322
65	4	65	60	10	139	1	331
66	3	48	53	8	112	0	288
67	2	73	68	9	152	0	350
68	1	47	54	6	108	0	309
69	1	62	55	11	129	3	340
70	1	76	54	9	140	1	319
71	4	23	53	8	88	1	227
72	4	69	120	11	204	1	409
73	2	93	66	20	181	1	419
74	0	57	49	11	117	1	262
75	3	56	78	10	147	2	338
76	0	34	85	14	133	1	326
77S *5	-	-	-	-	-	-	14
78 *5	8	26	57	12	103	1	258
79	4	48	84	14	150	0	341
80	1	49	76	3	129	0	298
81	4	47	63	5	119	1	340
82	5	43	49	6	103	0	225
83S *5	-	-	-	-	-	-	26
84	1	6	15	4	26	0	42
85	1	26	79	13	119	0	245
Sub totals	214	5,494	6,275	834	12,817	59	21,663

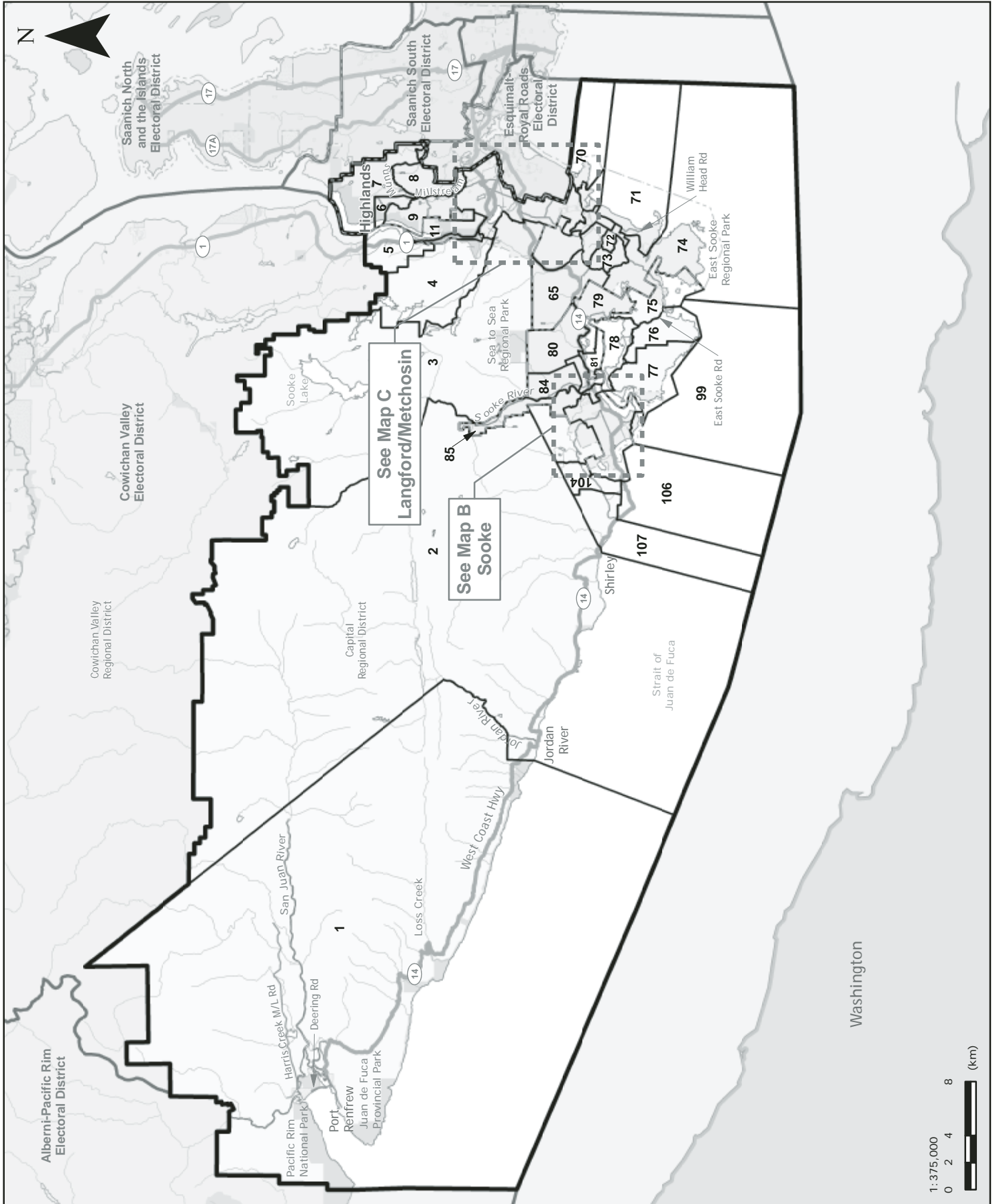
Fraser-Nicola (FRN)
Voting results by voting area

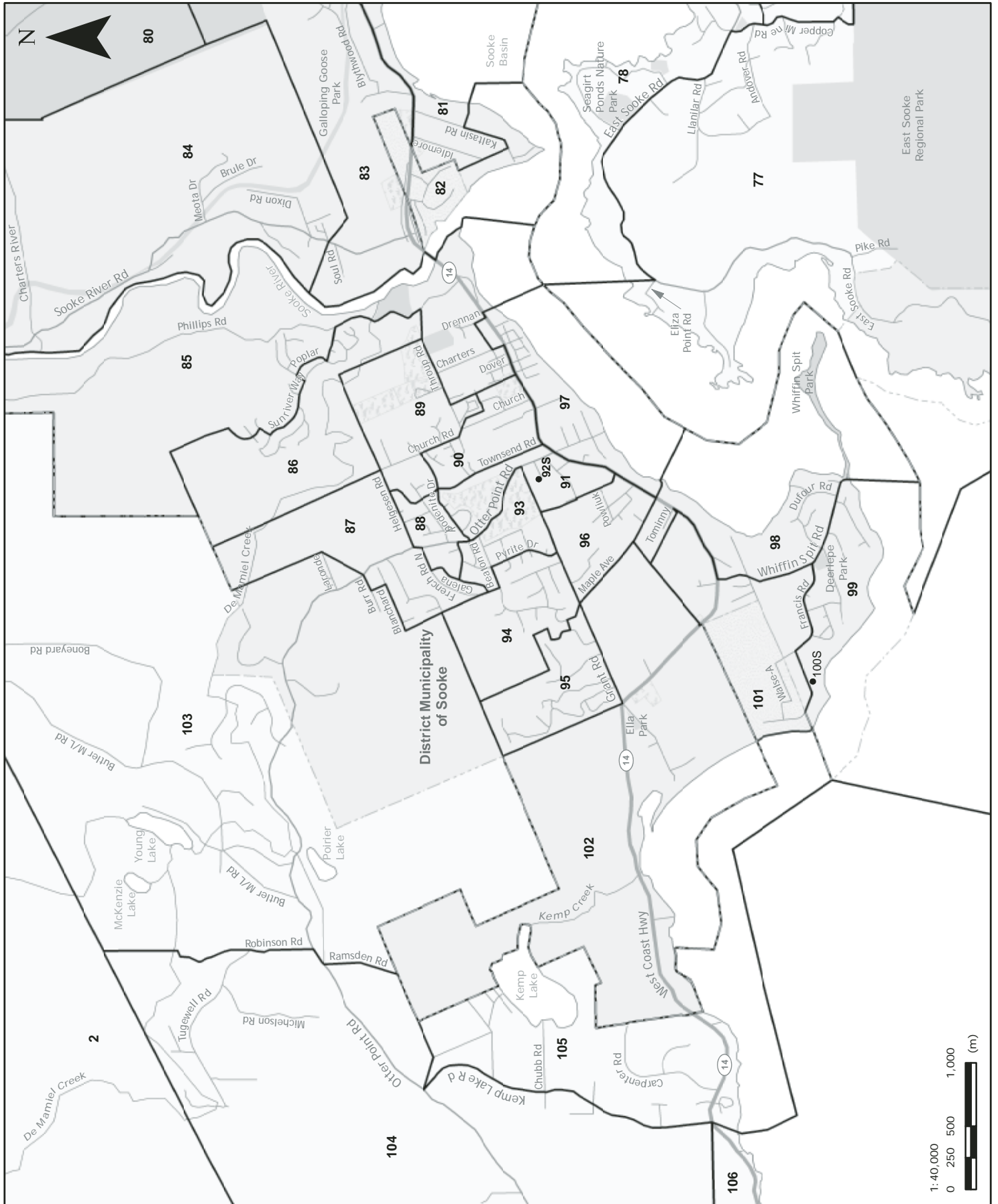
Statement of Votes
 39th Provincial General Election
 May 12, 2009

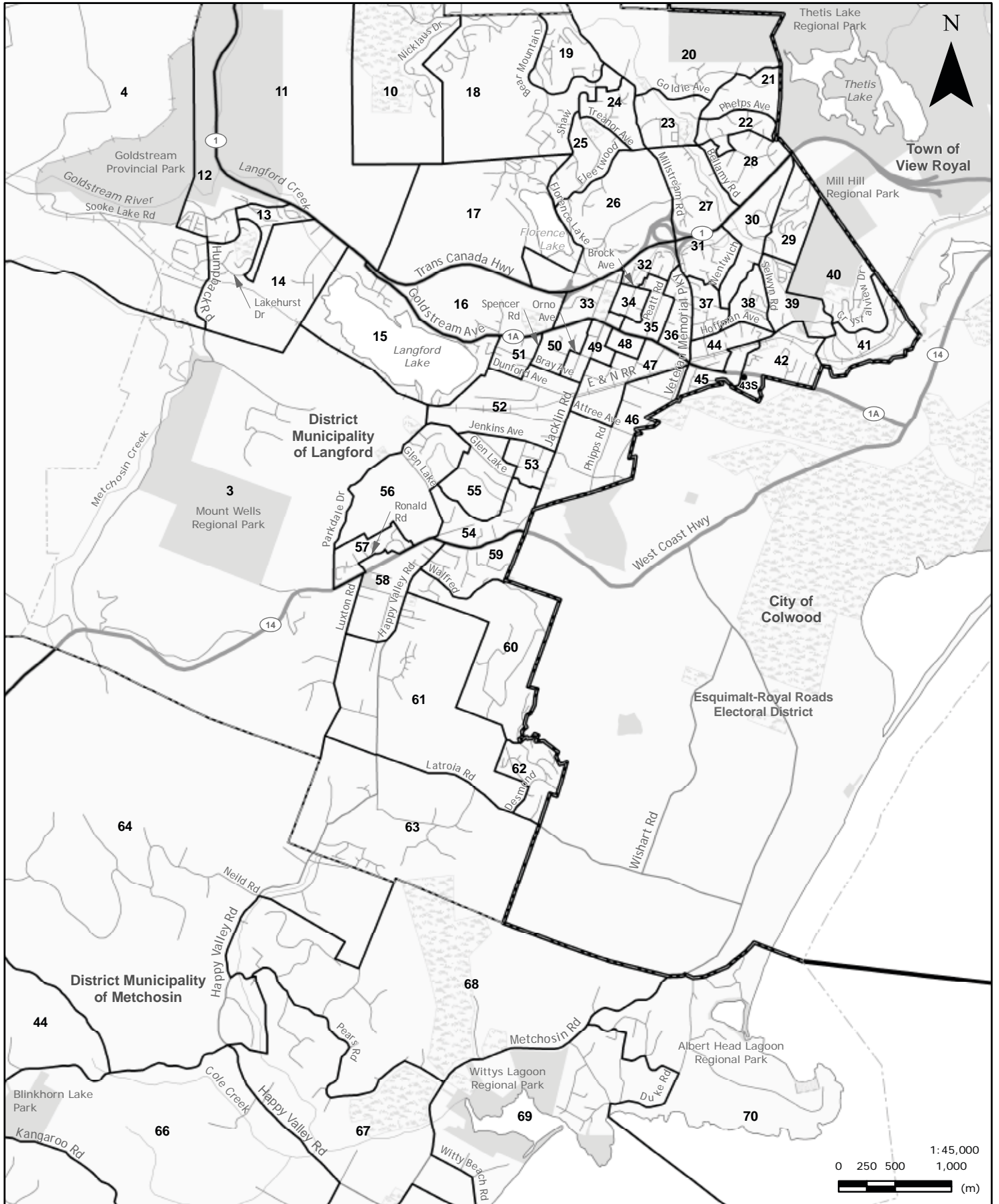
Voting area (continued)	Dian Joan Brooks	Ella Brown	Harry Lali	Desiree Maher-Schley	Total valid votes	Rejected ballots	Registered voters
	REFD	LIB	NDP	GP			
s. 98 Special	3	11	24	3	41	0	
s. 99 Absentee - in ED	5	192	268	38	503	6	
s. 100 Absentee - out of ED	1	40	50	11	102	11	
s. 101 Absentee - advance	0	23	30	2	55	2	
s. 104 Voting in DEO office	0	60	47	3	110	4	
s. 106 Voting by mail	0	10	9	0	19	0	
Grand totals	223	5,830	6,703	891	13,647	82	21,663
% of valid votes	1.63%	42.72%	49.12%	6.53%			

Summary			
Valid votes - General and advance	12,817	93.92%	Total valid votes
s. 98 Special	41	0.30%	Total valid votes
s. 99 Absentee - in ED	503	3.69%	Total valid votes
s. 100 Absentee - out of ED	102	0.75%	Total valid votes
s. 101 Absentee - advance	55	0.40%	Total valid votes
s. 104 Voting in DEO office	110	0.81%	Total valid votes
s. 106 Voting by mail	19	0.13%	Total valid votes
Total valid votes	13,647		
Rejected ballots	82	0.60%	Ballots cast
Registered voters who voted	13,729	63.38%	Registered voters
Registered voters	21,663		
Candidate elected:	Harry Lali (NDP)		

- *1 Voting areas 14 and 15S combined
- *2 Voting areas 23S and 24 combined
- *3 Voting areas 33 and 34 combined
- *4 Voting areas 51S, 57S and 61S combined
- *5 Voting areas 77S, 78 and 83S combined







Juan de Fuca (JDF)
Voting results by voting area

Statement of Votes
 39th Provincial General Election
 May 12, 2009

	John Horgan NDP	James Robert Powell GP	Jody Twa LIB	Total valid votes	Rejected ballots	Registered voters
Advance voting						
Gordon United Church	1,234	139	777	2,150	7	
Metchosin Community Hall	436	54	228	718	2	
Sooke Community Hall	765	65	386	1,216	2	
General voting						
Voting area						
1	64	10	18	92	0	143
2	97	21	40	158	0	323
3	61	9	44	114	0	333
4	107	9	50	166	0	332
5	21	1	18	40	0	103
6	114	24	74	212	2	381
7	129	12	46	187	0	392
8	97	23	69	189	0	400
9	84	15	101	200	0	393
10	39	5	101	145	0	381
11	27	9	7	43	0	113
12	137	11	46	194	1	396
13	119	5	24	148	0	300
14	93	12	72	177	1	323
15	78	8	70	156	3	368
16	78	7	21	106	1	319
17	106	7	18	131	0	297
18	74	10	111	195	2	398
19	51	21	83	155	0	321
20	96	13	60	169	1	335
21	70	20	78	168	1	330
22	110	18	42	170	1	321
23	107	20	57	184	0	355
24	62	16	65	143	0	323
25	78	13	73	164	2	330
26	65	10	70	145	0	313
27	91	21	76	188	1	364
28	87	13	63	163	1	308
29	57	14	58	129	2	300
30	64	13	36	113	1	290
31	61	9	25	95	1	257
32	83	13	56	152	3	374
33	62	10	45	117	0	306
34	69	13	28	110	0	259
35	73	18	37	128	0	342
36	72	9	24	105	0	293
37	78	15	57	150	0	296
38	52	8	40	100	0	279
39	85	9	49	143	0	355
40	79	17	117	213	1	359

Voting area (continued)	John Horgan	James Robert Powell	Jody Twa	Total valid votes	Rejected ballots	Registered voters
	NDP	GP	LIB			
41	68	13	64	145	2	316
42	76	10	29	115	2	316
43S *1	23	5	11	39	2	62
44	75	6	52	133	0	297
45	88	20	36	144	0	317
46	69	6	42	117	1	339
47	27	5	18	50	0	229
48	54	8	38	100	0	264
49	66	7	31	104	0	274
50	98	12	36	146	1	293
51	90	11	37	138	0	287
52	75	9	22	106	0	297
53	60	9	28	97	0	257
54	72	7	55	134	0	315
55	96	15	54	165	1	309
56	87	9	49	145	2	302
57	112	16	47	175	1	331
58	104	12	56	172	1	341
59	102	18	60	180	1	386
60	90	25	43	158	1	318
61	128	27	89	244	0	481
62	75	15	58	148	1	354
63	115	6	91	212	0	434
64	94	14	49	157	0	345
65	96	15	38	149	0	303
66	87	24	35	146	0	306
67	104	16	62	182	0	369
68	77	21	67	165	0	344
69	104	20	59	183	0	346
70	90	20	52	162	0	329
71	82	22	50	154	0	329
72	109	19	52	180	0	338
73	92	20	66	178	0	331
74	66	17	50	133	1	303
75	79	11	49	139	4	316
76	106	21	33	160	0	282
77	83	17	51	151	1	274
78	91	12	46	149	0	269
79	91	19	62	172	0	338
80	76	10	63	149	1	339
81	68	17	30	115	1	307
82	65	9	16	90	1	343
83	80	19	54	153	0	332
84	89	13	51	153	0	362
85	101	11	67	179	0	432
86	85	13	113	211	0	438
87	72	14	47	133	0	363
88	64	12	41	117	0	322
89	113	16	63	192	0	424
90	97	6	35	138	0	377

Juan de Fuca (JDF)
Voting results by voting area

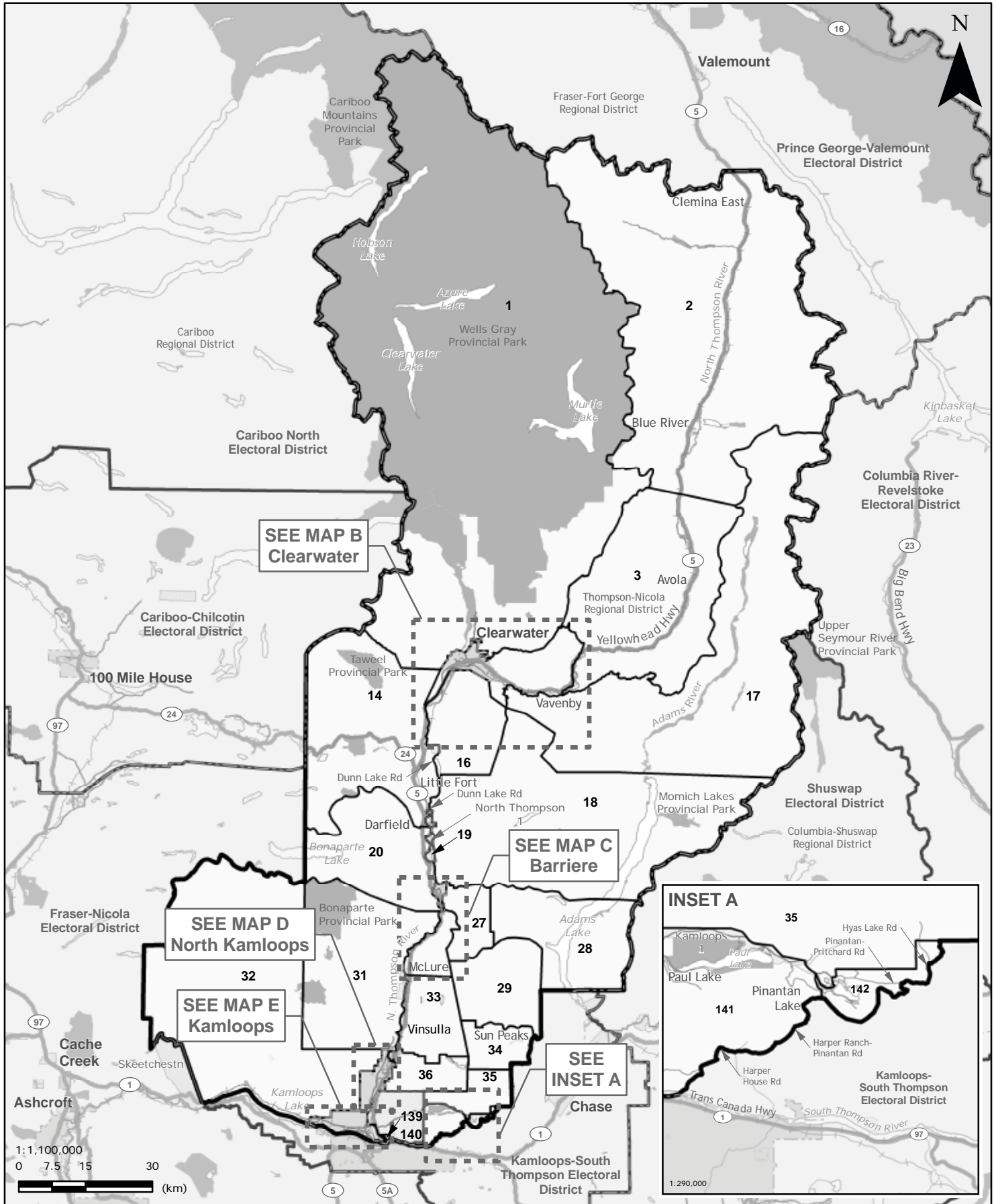
Statement of Votes
 39th Provincial General Election
 May 12, 2009

	John Horgan	James Robert Powell	Jody Twa	Total valid votes	Rejected ballots	Registered voters
Voting area (continued)	NDP	GP	LIB			
91	63	13	40	116	3	347
92S *1	-	-	-	-	-	14
93	72	15	33	120	0	321
94	95	15	41	151	0	353
95	97	13	38	148	1	347
96	70	14	35	119	2	327
97	54	7	46	107	0	306
98	69	8	53	130	1	292
99	82	10	45	137	1	308
100S	0	0	0	0	0	0
101	72	11	37	120	0	361
102	86	13	54	153	1	337
103	80	7	53	140	0	371
104	75	22	23	120	0	279
105	80	12	34	126	1	283
106	93	10	47	150	2	308
107	97	8	38	143	0	273
Sub totals	11,008	1,646	6,624	19,278	73	33,812
s. 98 Special	67	13	21	101	7	
s. 99 Absentee - in ED	231	42	103	376	4	
s. 100 Absentee - out of ED	93	16	33	142	16	
s. 101 Absentee - advance	20	11	4	35	2	
s. 104 Voting in DEO office	71	10	45	126	1	
s. 106 Voting by mail	30	11	36	77	4	
Grand totals	11,520	1,749	6,866	20,135	107	33,812
% of valid votes	57.21%	8.69%	34.10%			

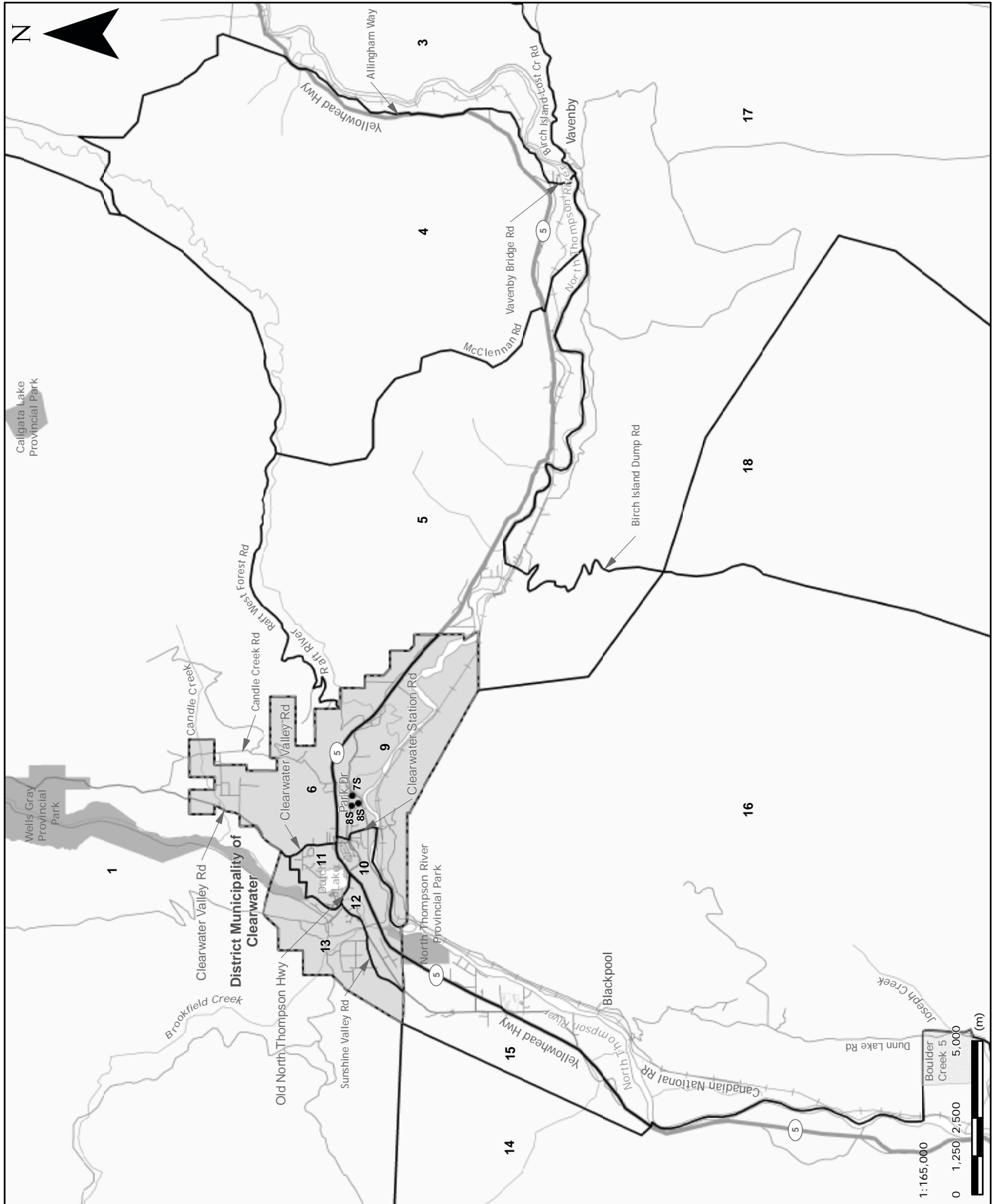
Summary			
Valid votes - General and advance	19,278	95.74%	Total valid votes
s. 98 Special	101	0.50%	Total valid votes
s. 99 Absentee - in ED	376	1.87%	Total valid votes
s. 100 Absentee - out of ED	142	0.71%	Total valid votes
s. 101 Absentee - advance	35	0.17%	Total valid votes
s. 104 Voting in DEO office	126	0.63%	Total valid votes
s. 106 Voting by mail	77	0.38%	Total valid votes
Total valid votes	20,135		
Rejected ballots	107	0.53%	Ballots cast
Registered voters who voted	20,242	59.87%	Registered voters
Registered voters	33,812		
Candidate elected:	John Horgan (NDP)		

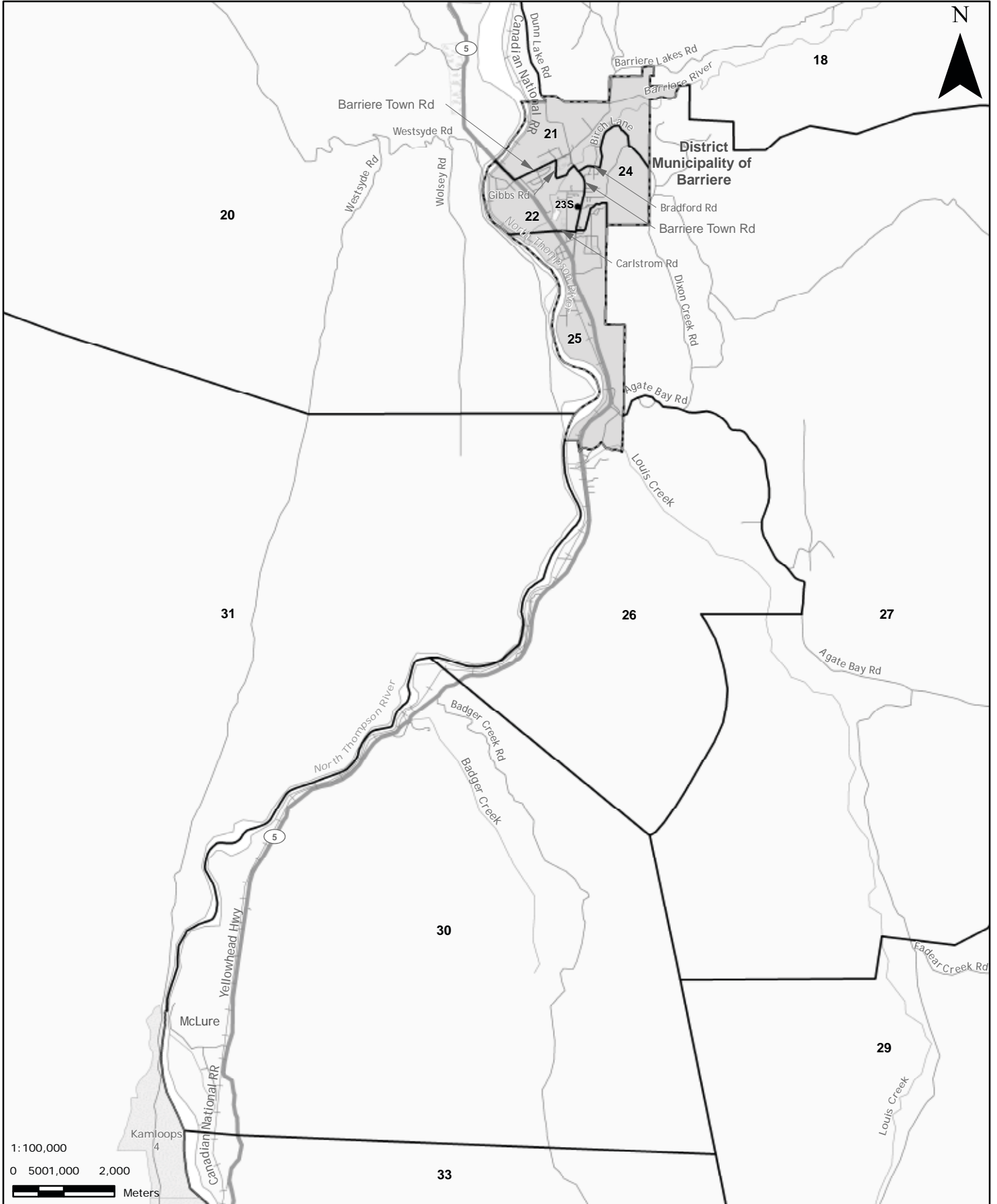
*1 Voting areas 43S and 92S combined

Kamloops-North Thompson (KAN)
MAP A - Kamloops-North Thompson Electoral District



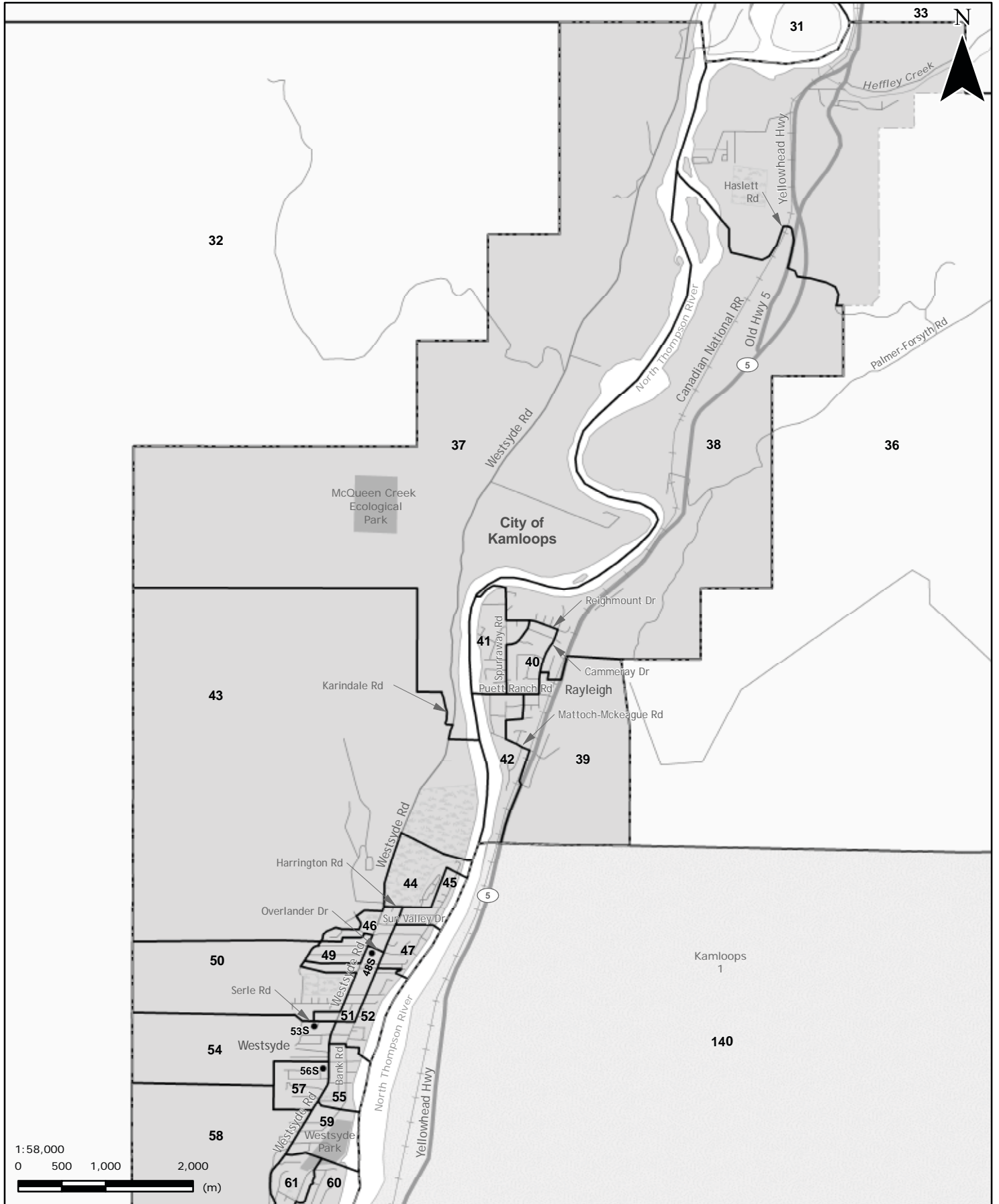
Kamloops-North Thompson (KAN)
MAP B - Clearwater

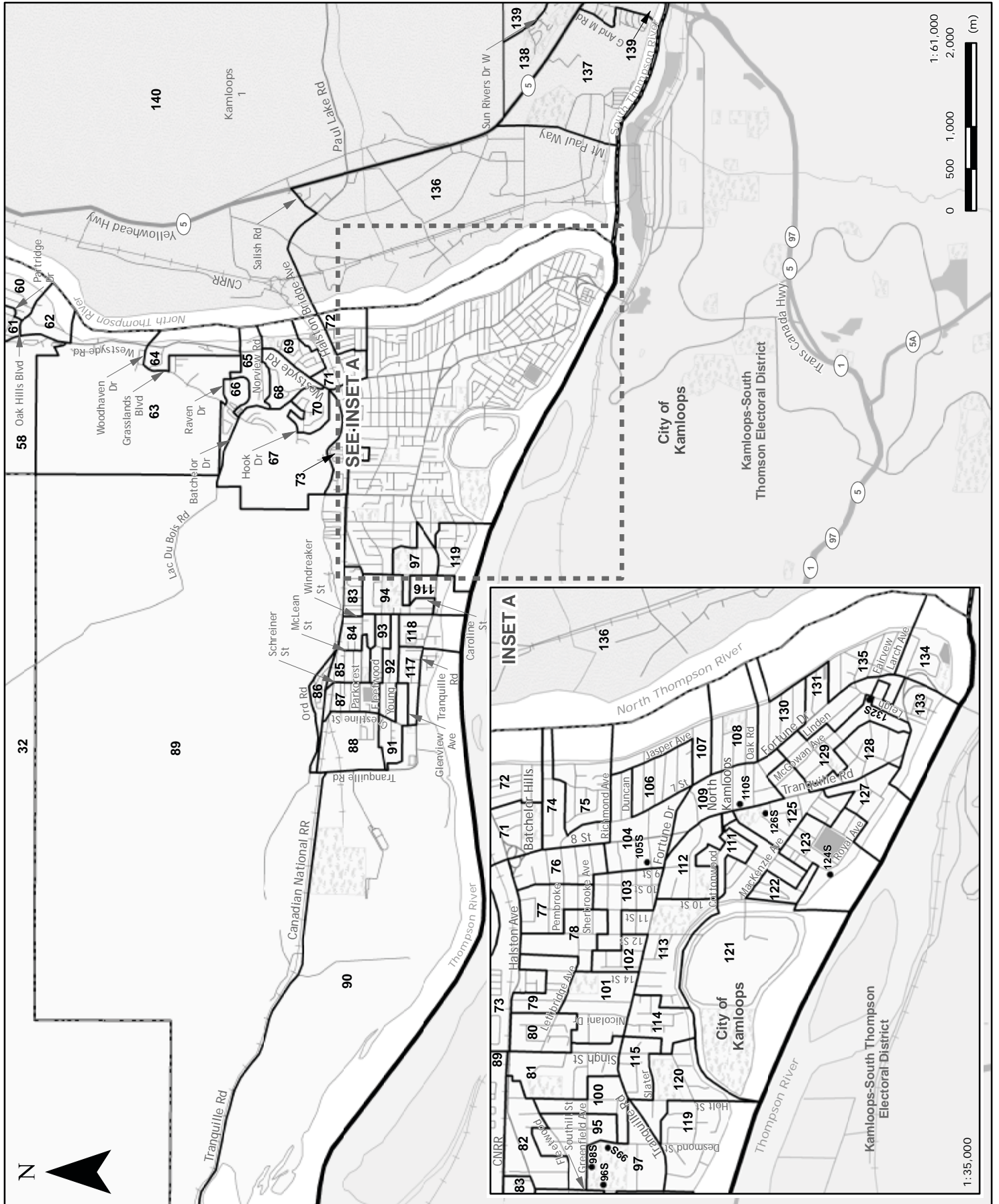




Kamloops-North Thompson (KAN)
MAP D - North Kamloops

Statement of Votes
39th Provincial General Election
May 12, 2009





Kamloops-North Thompson (KAN)
Voting results by voting area

Statement of Votes
 39th Provincial General Election
 May 12, 2009

	Kesten C. Broughton	Doug Brown	Terry Lake	Wayne Allen Russell	April Snowe	Total valid votes	Rejected ballots	Registered voters
	WLP	NDP	LIB	REFD	GP			
Advance voting								
Barriere Lions Club Hall	1	161	192	7	27	388	2	
North Shore Community Centre	7	1,089	1,277	12	121	2,506	12	
Royal Canadian Legion 259	2	174	205	26	19	426	1	
General voting								
Voting area								
1	0	13	25	0	1	39	1	81
2	0	37	36	0	6	79	0	156
3 *1	-	-	-	-	-	-	-	140
4 *1	1	53	23	2	6	85	0	129
5	0	29	34	2	15	80	0	137
6	0	48	48	2	17	115	0	244
7S *3	-	-	-	-	-	-	-	9
8S *3	-	-	-	-	-	-	-	20
9	2	52	38	3	10	105	1	260
10	0	62	49	4	10	125	0	312
11	5	52	77	5	8	147	1	324
12	0	30	40	12	5	87	0	195
13	1	28	45	7	6	87	1	235
14	2	46	59	3	13	123	0	214
15	1	27	40	6	10	84	0	158
16	0	45	42	13	9	109	0	287
17	1	31	25	3	4	64	0	125
18	2	30	61	0	8	101	1	238
19	0	53	8	0	8	69	0	100
20	1	24	39	0	3	67	0	128
21	3	65	103	3	3	177	1	347
22	1	60	88	1	8	158	1	334
23S *3	-	-	-	-	-	-	-	12
24	0	44	59	0	8	111	0	270
25	2	64	76	0	8	150	0	328
26	0	30	31	0	5	66	0	131
27	1	28	49	0	2	80	0	200
28 *2	0	6	39	0	2	47	1	84
29 *2	-	-	-	-	-	-	-	13
30	1	40	48	0	5	94	0	155
31	1	36	32	1	3	73	2	147
32	0	21	18	1	5	45	0	100
33	1	53	83	2	11	150	0	279
34	0	38	123	2	15	178	1	408
35	0	30	33	0	10	73	1	149
36	1	100	144	1	25	271	1	498
37	1	64	82	1	17	165	0	327
38	2	68	88	2	11	171	0	342
39	1	56	105	1	16	179	1	331
40	0	69	82	1	10	162	0	325

Kamloops-North Thompson (KAN)
Voting results by voting area

Voting area (continued)	Kesten C. Broughton	Doug Brown	Terry Lake	Wayne Allen Russell	April Snowe	Total valid votes	Rejected ballots	Registered voters
	WLP	NDP	LIB	REFD	GP			
41	0	56	90	1	7	154	0	308
42	2	64	99	3	17	185	1	323
43	1	65	71	1	14	152	0	288
44	0	38	89	1	11	139	0	255
45	1	49	82	1	5	138	0	289
46	0	55	52	1	8	116	0	251
47	1	92	91	1	9	194	0	371
48S *3	0	34	34	1	3	72	2	167
49	3	85	58	1	10	157	0	294
50	0	78	78	1	16	173	2	355
51	0	83	86	2	9	180	1	391
52	0	54	108	0	16	178	1	392
53S *4	-	-	-	-	-	-	-	8
54	0	62	83	0	19	164	1	359
55	0	58	99	3	14	174	1	320
56S *4	-	-	-	-	-	-	-	12
57	0	89	57	2	8	156	0	362
58	0	72	60	3	11	146	0	352
59	1	79	82	1	9	172	1	347
60	1	78	89	0	8	176	0	357
61	0	44	72	2	7	125	0	334
62	1	85	64	1	6	157	0	355
63	0	83	109	1	7	200	1	458
64	1	32	69	2	11	115	0	322
65	0	71	100	1	9	181	0	368
66	0	36	89	0	7	132	0	348
67	3	60	98	0	3	164	2	372
68	0	57	87	1	12	157	0	355
69	0	101	85	2	10	198	0	366
70	1	57	76	3	3	140	0	291
71	1	49	55	2	15	122	0	325
72	1	54	45	1	10	111	2	276
73	0	47	68	1	8	124	0	316
74	0	63	44	1	5	113	1	309
75	1	65	76	2	12	156	2	352
76	0	61	36	0	9	106	1	294
77	0	69	39	0	10	118	1	321
78	1	67	48	0	9	125	1	321
79	2	110	88	0	7	207	0	387
80	0	71	53	0	10	134	2	315
81	2	80	56	2	8	148	0	346
82	1	79	67	3	7	157	2	351
83	0	60	47	0	14	121	0	312
84	0	57	81	0	8	146	1	278
85	0	92	49	1	7	149	1	301
86	0	60	56	1	8	125	1	268
87	1	63	55	2	12	133	0	302
88	1	68	58	0	11	138	0	296
89	1	81	56	0	7	145	0	327
90	0	37	61	0	12	110	0	312

Kamloops-North Thompson (KAN)
Voting results by voting area

Statement of Votes
 39th Provincial General Election
 May 12, 2009

Voting area (continued)	Kesten C. Broughton	Doug Brown	Terry Lake	Wayne Allen Russell	April Snowe	Total valid votes	Rejected ballots	Registered voters
	WLP	NDP	LIB	REFD	GP			
91	2	59	64	1	5	131	0	311
92	0	88	76	2	9	175	1	350
93	0	74	62	1	4	141	0	271
94	2	70	77	1	7	157	0	357
95	3	78	93	2	10	186	2	346
96S	2	21	12	0	5	40	1	188
97	0	48	31	3	9	91	0	325
98S *4	0	24	11	0	0	35	1	34
99S	1	12	31	0	1	45	0	115
100	2	69	54	0	7	132	1	319
101	1	98	71	2	6	178	1	382
102	3	86	50	1	13	153	1	367
103	1	63	25	0	9	98	0	300
104	0	51	34	0	8	93	0	322
105S	0	16	19	0	2	37	0	61
106	2	65	51	0	9	127	0	341
107	0	79	32	1	12	124	0	333
108	0	74	47	1	8	130	1	317
109	1	33	28	2	5	69	0	221
110S	0	32	25	0	5	62	1	78
111	0	45	50	3	3	101	1	330
112	3	45	28	1	5	82	0	290
113	1	46	59	0	7	113	0	345
114	0	57	32	2	5	96	2	291
115	0	51	43	2	12	108	0	330
116	2	62	52	0	3	119	0	360
117	0	65	56	2	9	132	0	326
118	1	79	69	3	9	161	1	335
119	0	63	70	2	6	141	2	347
120	1	49	34	1	13	98	0	291
121	0	52	45	1	11	109	2	308
122	1	43	26	2	10	82	2	270
123	0	47	43	4	11	105	0	326
124S *5	2	34	26	2	3	67	0	39
125	0	49	39	2	7	97	1	288
126S *5	-	-	-	-	-	-	-	39
127	1	50	31	4	9	95	0	328
128	1	41	11	0	6	59	2	246
129	2	67	37	1	15	122	0	297
130	2	55	44	0	10	111	0	268
131	1	49	52	2	10	114	2	299
132S *5	-	-	-	-	-	-	-	47
133	0	50	42	0	6	98	1	266
134	0	66	22	1	8	97	0	297
135	0	52	29	0	12	93	2	301
136	0	51	19	0	10	80	1	266
137	0	43	30	2	10	85	1	292
138	2	32	85	0	4	123	1	242
139	0	69	192	0	6	267	0	456
140	0	46	30	1	5	82	0	206

	Kesten C. Broughton	Doug Brown	Terry Lake	Wayne Allen Russell	April Snowe	Total valid votes	Rejected ballots	Registered voters
	WLP	NDP	LIB	REFD	GP			
141	1	26	64	0	11	102	0	312
142	1	68	57	1	19	146	0	318
Sub totals	111	8,798	9,351	231	1,317	19,808	88	38,245
s. 98 Special	0	33	22	0	4	59	4	
s. 99 Absentee - in ED	12	324	287	15	69	707	3	
s. 100 Absentee - out of ED	1	67	57	3	12	140	9	
s. 101 Absentee - advance	0	30	34	1	2	67	1	
s. 104 Voting in DEO office	0	56	66	1	13	136	6	
s. 106 Voting by mail	0	12	13	0	1	26	1	
Grand totals	124	9,320	9,830	251	1,418	20,943	112	38,245
% of valid votes	0.59%	44.50%	46.94%	1.20%	6.77%			

Summary

Valid votes - General and advance	19,808	94.58%	Total valid votes
s. 98 Special	59	0.28%	Total valid votes
s. 99 Absentee - in ED	707	3.38%	Total valid votes
s. 100 Absentee - out of ED	140	0.67%	Total valid votes
s. 101 Absentee - advance	67	0.32%	Total valid votes
s. 104 Voting in DEO office	136	0.65%	Total valid votes
s. 106 Voting by mail	26	0.12%	Total valid votes

Total valid votes 20,943

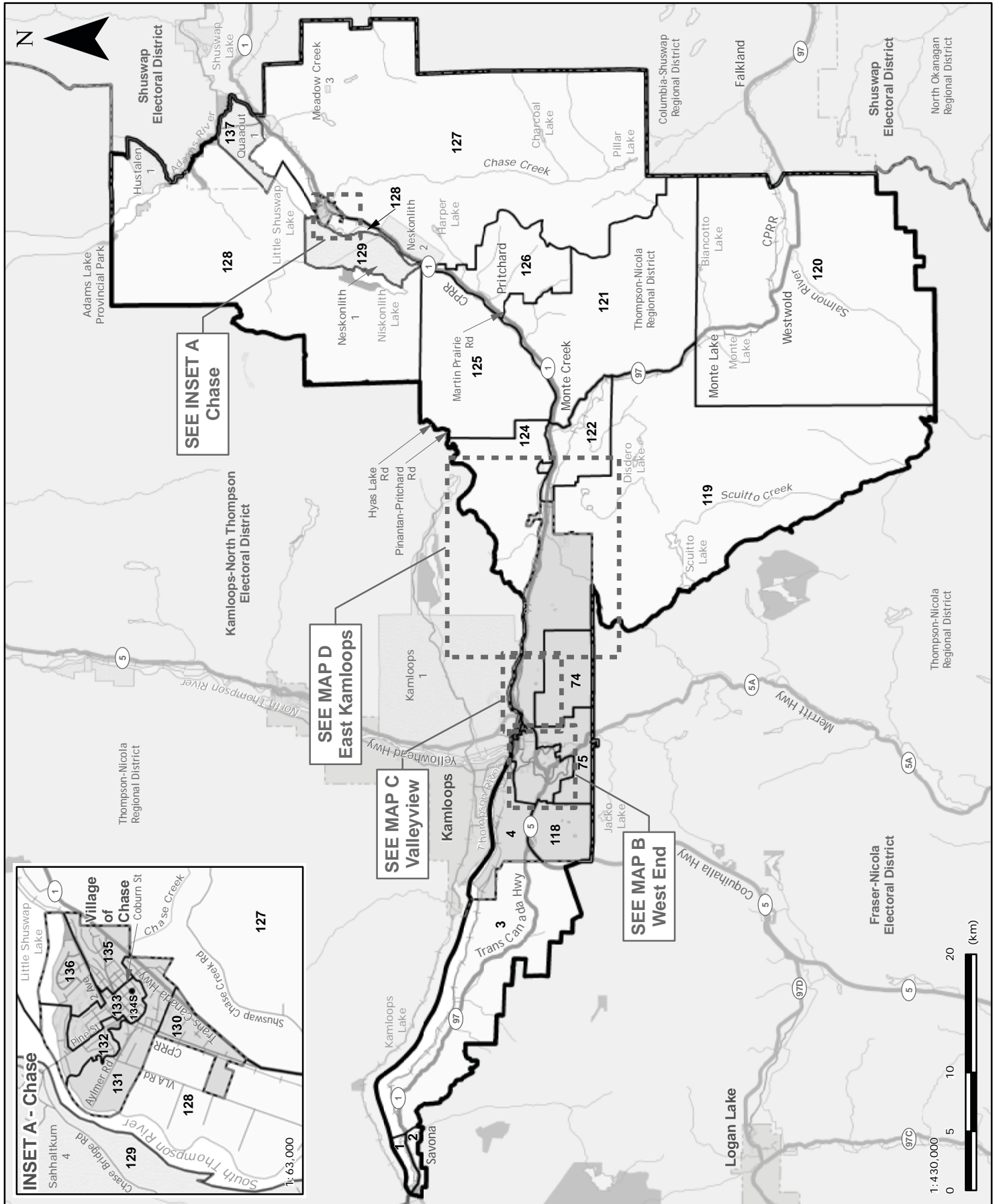
Rejected ballots 112 0.53% Ballots cast
 Registered voters who voted 21,055 55.05% Registered voters

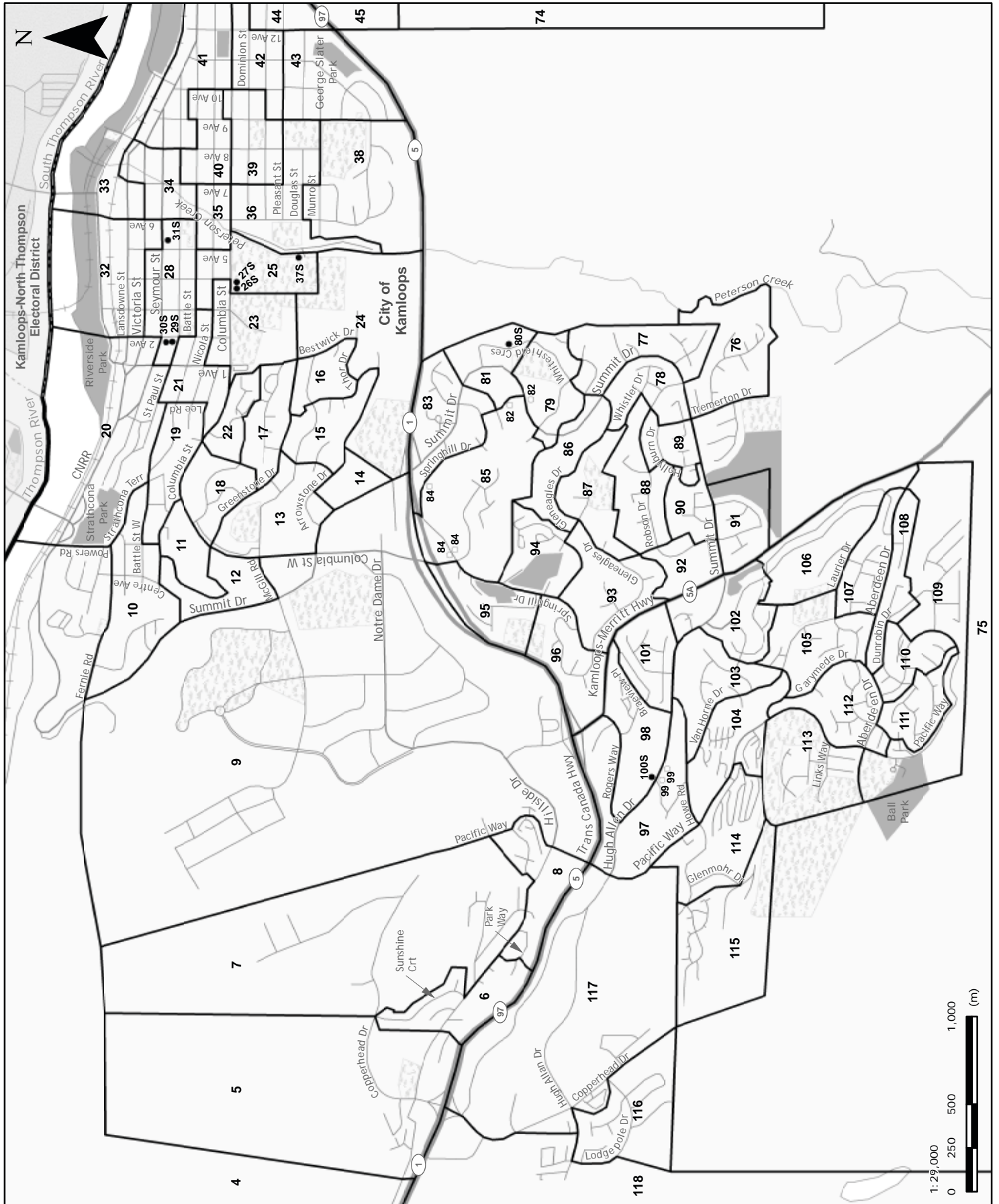
Registered voters 38,245

Candidate elected: Terry Lake (LIB)

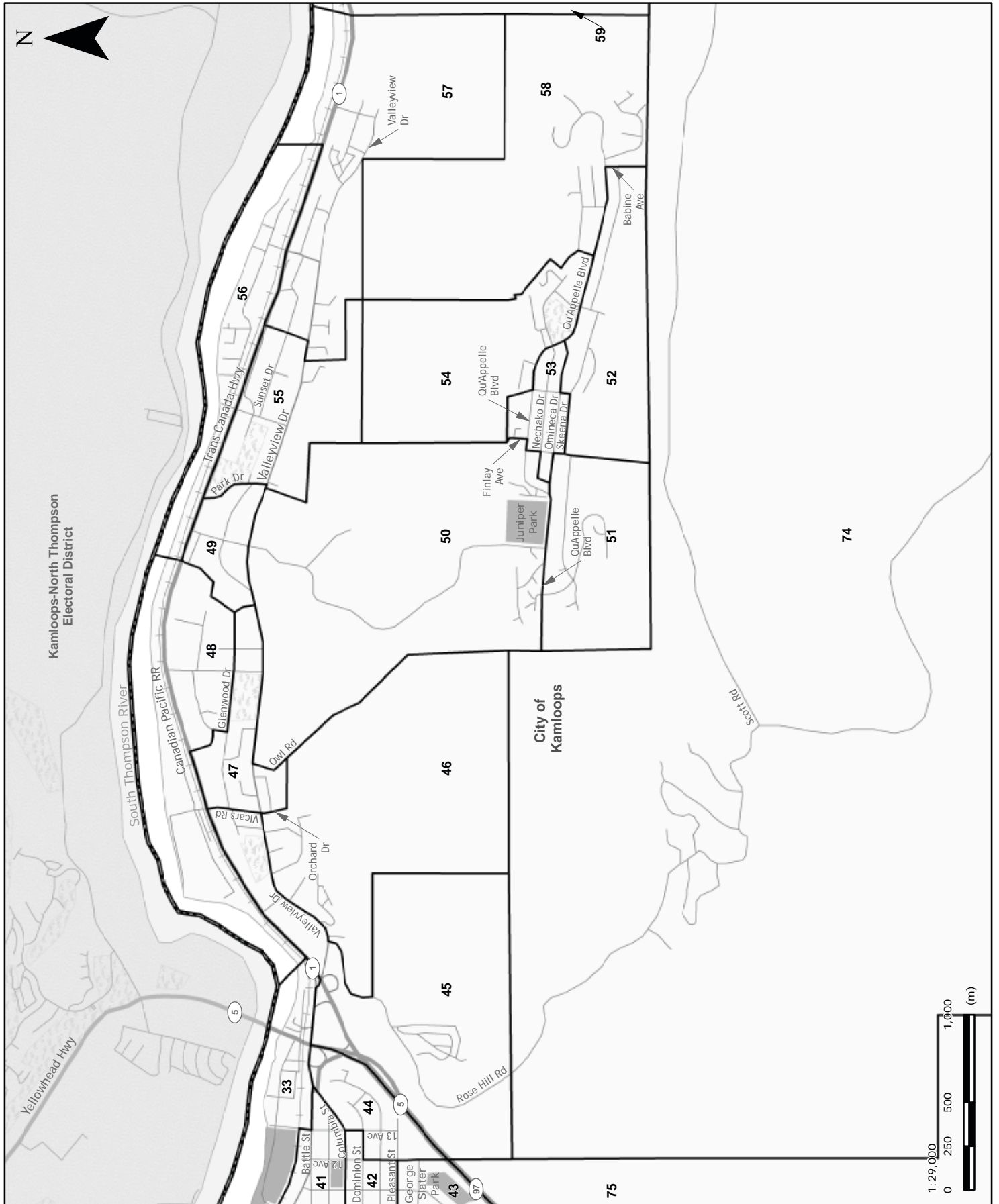
- *1 Voting areas 3 and 4 combined
- *2 Voting areas 28 and 29 combined
- *3 Voting areas 7S, 8S, 23S and 48S combined
- *4 Voting areas 53S, 56S and 98S combined
- *5 Voting areas 124S, 126S and 132S combined

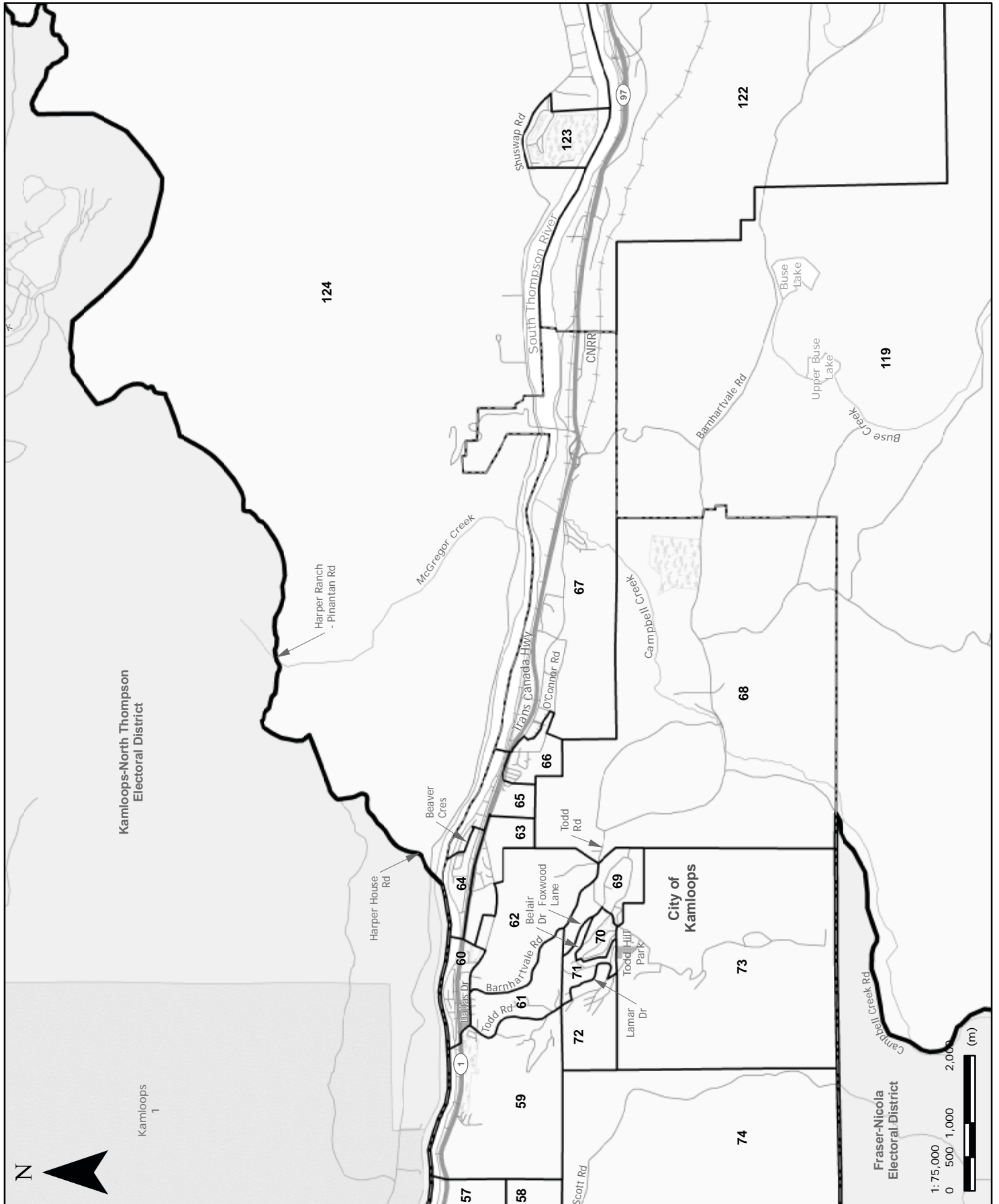
Kamloops-South Thompson (KAS)
MAP A - Kamloops-South Thompson Electoral District





**Kamloops-South Thompson (KAS)
MAP C - Valleyview**





Kamloops-South Thompson (KAS)
Voting results by voting area

Statement of Votes
 39th Provincial General Election
 May 12, 2009

	Maria Dobi	Tom Friedman	Kevin Krueger	Bev Markle	Total valid votes	Rejected ballots	Registered voters
	CP	NDP	LIB	GP			
Advance voting							
Chase Community Hall	48	148	222	27	445	2	
Savona Seniors House	9	40	66	3	118	0	
St. Paul's Cathedral	79	735	1,260	113	2,187	8	
Valleyview Community Hall	42	355	586	42	1,025	3	
General voting							
Voting area							
1	10	56	45	4	115	0	258
2	4	25	31	3	63	0	162
3	7	49	80	7	143	0	345
4	5	50	76	12	143	1	333
5	3	36	76	10	125	0	256
6	12	58	92	11	173	0	318
7	6	61	92	9	168	0	326
8	6	44	53	9	112	0	245
9	2	16	29	3	50	1	233
10	5	50	79	15	149	0	359
11	2	23	20	5	50	0	286
12	2	20	17	6	45	0	203
13	0	40	48	8	96	1	245
14	5	52	28	6	91	0	296
15	7	50	78	12	147	0	308
16	3	64	69	7	143	1	299
17	1	84	73	11	169	0	308
18	1	43	41	7	92	1	295
19	2	56	47	13	118	0	282
20	3	50	44	10	107	3	356
21	2	63	44	20	129	1	332
22	10	38	55	9	112	0	324
23	3	20	18	2	43	0	292
24	3	38	74	7	122	1	251
25	4	50	29	7	90	0	272
26S	9	19	39	5	72	1	122
27S *1	6	19	9	3	37	0	41
28	2	41	34	9	86	0	265
29S	2	24	14	3	43	1	73
30S *1	-	-	-	-	-	-	57
31S	7	22	14	4	47	2	66
32	3	42	48	3	96	1	272
33	4	37	91	15	147	0	331
34	6	44	60	9	119	0	303
35	5	40	39	11	95	1	302
36	6	96	54	18	174	0	336
37S	3	24	11	2	40	0	85
38	12	100	76	19	207	1	351
39	8	81	59	22	170	2	344
40	1	68	53	14	136	0	354

Kamloops-South Thompson (KAS)
Voting results by voting area

	Maria Dobi	Tom Friedman	Kevin Krueger	Bev Markle	Total valid votes	Rejected ballots	Registered voters
Voting area (continued)	CP	NDP	LIB	GP			
41	2	53	48	18	121	2	355
42	8	69	66	24	167	1	327
43	6	75	73	10	164	0	359
44	0	84	77	7	168	1	347
45	11	56	53	15	135	1	311
46	5	44	98	6	153	0	306
47	3	51	85	6	145	1	302
48	5	53	61	9	128	0	305
49	9	54	68	11	142	1	289
50	9	24	102	10	145	0	378
51	6	58	118	14	196	0	367
52	9	76	82	13	180	0	363
53	8	36	97	7	148	1	339
54	7	43	126	9	185	0	356
55	2	67	70	9	148	2	338
56	12	28	98	6	144	0	298
57	6	65	103	10	184	2	371
58	2	48	151	10	211	2	386
59	13	52	55	15	135	0	340
60	15	59	109	11	194	1	375
61	8	35	43	10	96	0	312
62	2	56	63	7	128	1	264
63	3	53	65	4	125	0	303
64	2	36	100	5	143	1	331
65	4	40	55	9	108	0	346
66	9	41	37	3	90	0	196
67	18	61	103	8	190	0	427
68	10	41	91	4	146	0	316
69	10	65	92	16	183	0	369
70	13	56	73	15	157	0	333
71	4	39	76	8	127	0	270
72	15	35	67	8	125	0	284
73	10	43	86	9	148	1	335
74	2	17	84	2	105	0	196
75	5	51	112	9	177	0	314
76	6	65	133	10	214	0	360
77	8	39	110	10	167	0	304
78	6	78	84	9	177	0	357
79	4	54	73	8	139	3	277
80S	6	23	78	1	108	1	152
81	2	51	50	12	115	0	339
82	7	36	30	9	82	1	257
83	4	60	70	12	146	0	366
84	2	39	55	5	101	0	265
85	5	25	94	8	132	3	337
86	5	46	56	6	113	0	341
87	7	55	75	11	148	0	321
88	2	54	105	7	168	0	324
89	8	52	83	22	165	2	374
90	10	38	53	6	107	0	222

Kamloops-South Thompson (KAS)
Voting results by voting area

Statement of Votes
 39th Provincial General Election
 May 12, 2009

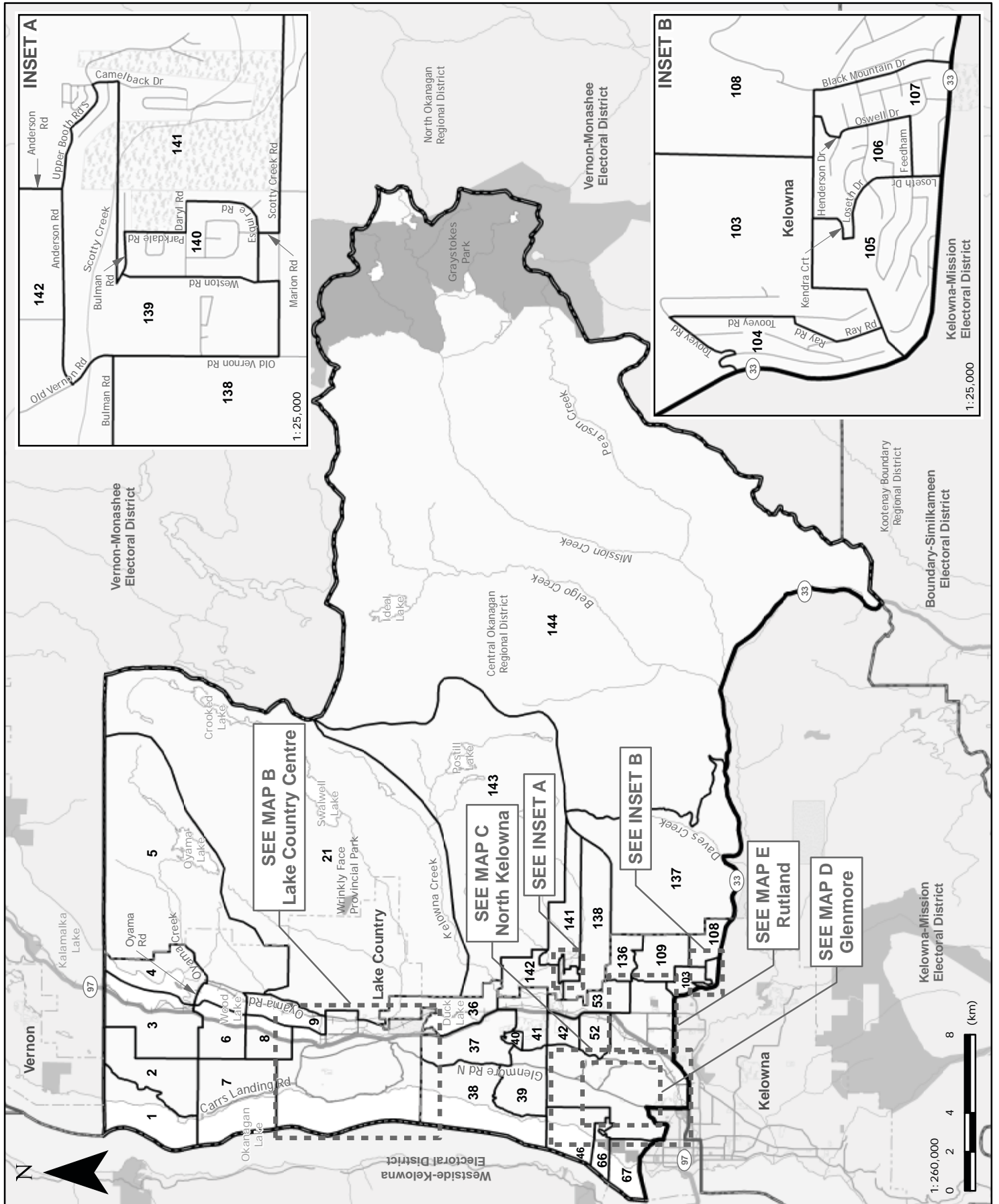
	Maria Dobi	Tom Friedman	Kevin Krueger	Bev Markle	Total valid votes	Rejected ballots	Registered voters
Voting area (continued)	CP	NDP	LIB	GP			
91	3	47	73	8	131	0	253
92	5	43	71	6	125	0	275
93	5	62	118	16	201	0	351
94	3	53	72	6	134	3	345
95	6	51	64	12	133	1	294
96	5	74	60	8	147	0	313
97	1	38	31	10	80	0	230
98	7	53	86	10	156	0	458
99	1	14	19	4	38	0	192
100S	2	11	15	1	29	1	78
101	4	26	90	7	127	0	258
102	8	83	96	13	200	1	372
103	2	51	91	13	157	0	316
104	5	42	95	6	148	0	336
105	13	60	121	7	201	0	386
106	6	59	85	7	157	0	296
107	4	70	95	8	177	0	333
108	1	37	72	9	119	1	306
109	5	38	162	8	213	0	388
110	6	37	130	5	178	0	376
111	9	57	130	14	210	1	429
112	5	42	91	6	144	1	285
113	3	63	110	3	179	0	342
114	9	42	91	4	146	0	290
115	10	45	77	7	139	1	342
116	11	45	115	11	182	0	347
117	4	31	66	6	107	1	318
118	7	51	94	7	159	0	342
119	3	10	44	6	63	0	157
120	23	72	76	31	202	1	349
121	4	42	73	7	126	0	263
122	4	28	149	10	191	0	355
123	8	38	158	12	216	1	368
124	6	46	120	6	178	0	359
125	19	46	87	2	154	1	356
126	9	63	84	8	164	1	336
127	9	53	69	18	149	0	339
128	12	27	64	6	109	0	246
129	3	23	16	4	46	0	120
130	20	36	58	4	118	0	297
131	14	43	74	6	137	0	320
132	12	41	74	12	139	0	335
133	11	42	54	9	116	1	305
134S	6	15	14	1	36	0	47
135	16	73	65	17	171	0	361
136	8	52	85	11	156	0	297
137	5	15	24	3	47	0	94
Sub totals	1,037	7,640	11,917	1,403	21,997	76	40,645

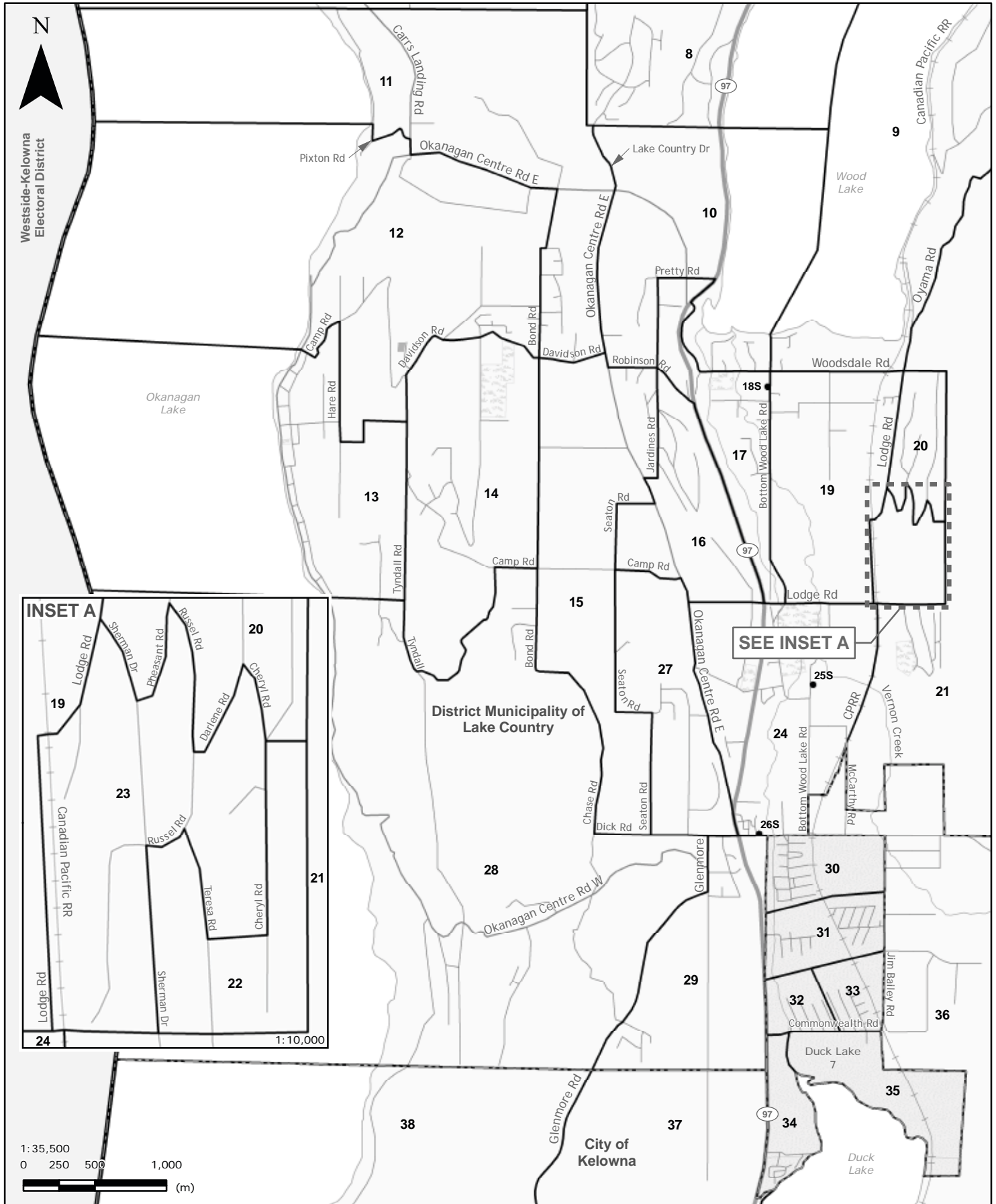
	Maria Dobi	Tom Friedman	Kevin Krueger	Bev Markle	Total valid votes	Rejected ballots	Registered voters
	CP	NDP	LIB	GP			
s. 98 Special	9	46	46	9	110	1	
s. 99 Absentee - in ED	26	269	379	78	752	5	
s. 100 Absentee - out of ED	8	64	49	26	147	15	
s. 101 Absentee - advance	3	22	19	3	47	0	
s. 104 Voting in DEO office	6	85	121	7	219	0	
s. 106 Voting by mail	1	6	17	3	27	0	
Grand totals	1,090	8,132	12,548	1,529	23,299	97	40,645
% of valid votes	4.68%	34.90%	53.86%	6.56%			

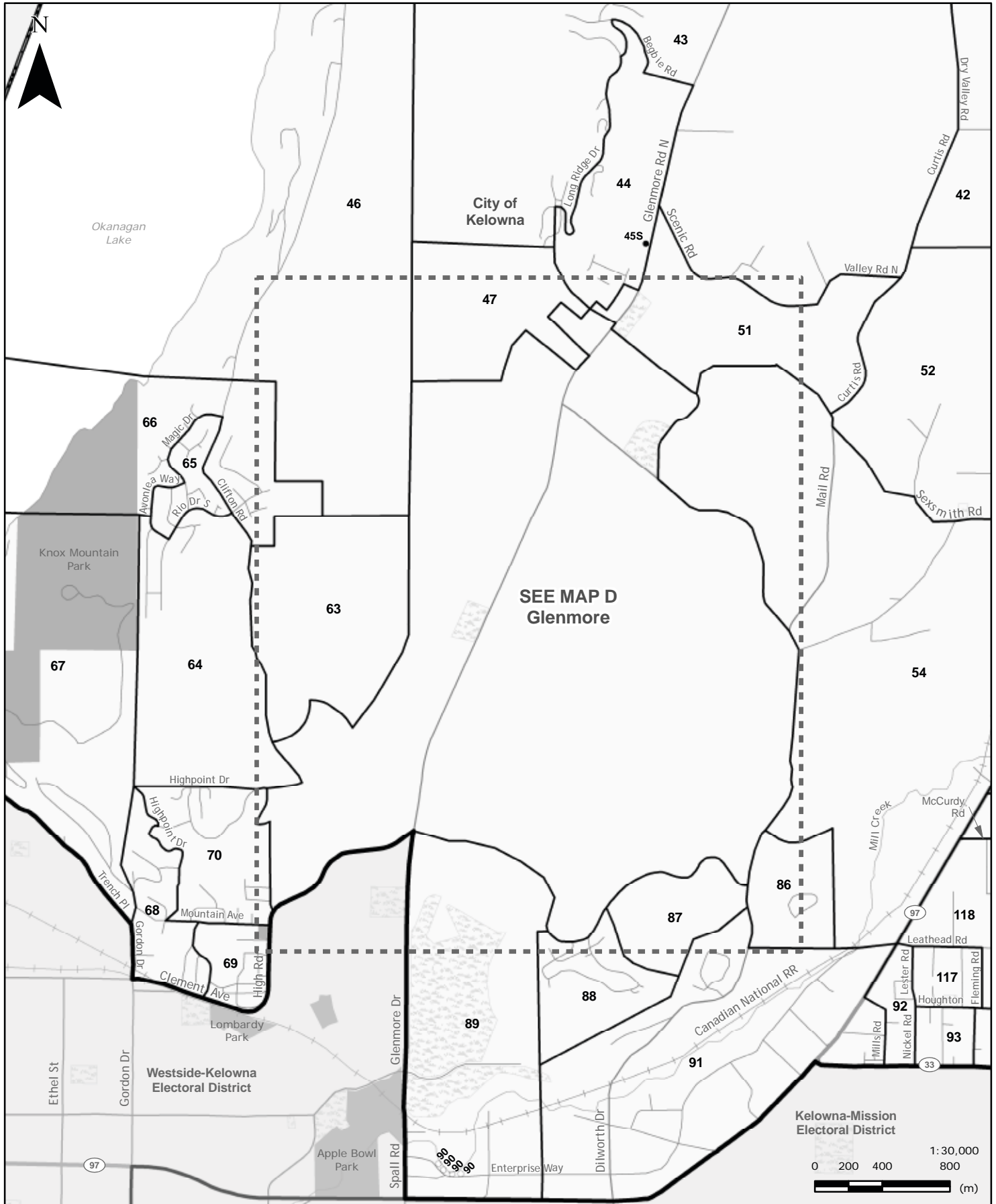
Summary			
Valid votes - General and advance	21,997	94.41%	Total valid votes
s. 98 Special	110	0.47%	Total valid votes
s. 99 Absentee - in ED	752	3.23%	Total valid votes
s. 100 Absentee - out of ED	147	0.63%	Total valid votes
s. 101 Absentee - advance	47	0.20%	Total valid votes
s. 104 Voting in DEO office	219	0.94%	Total valid votes
s. 106 Voting by mail	27	0.12%	Total valid votes
Total valid votes	23,299		
Rejected ballots	97	0.41%	Ballots cast
Registered voters who voted	23,396	57.56%	Registered voters
Registered voters	40,645		
Candidate elected:	Kevin Krueger (LIB)		

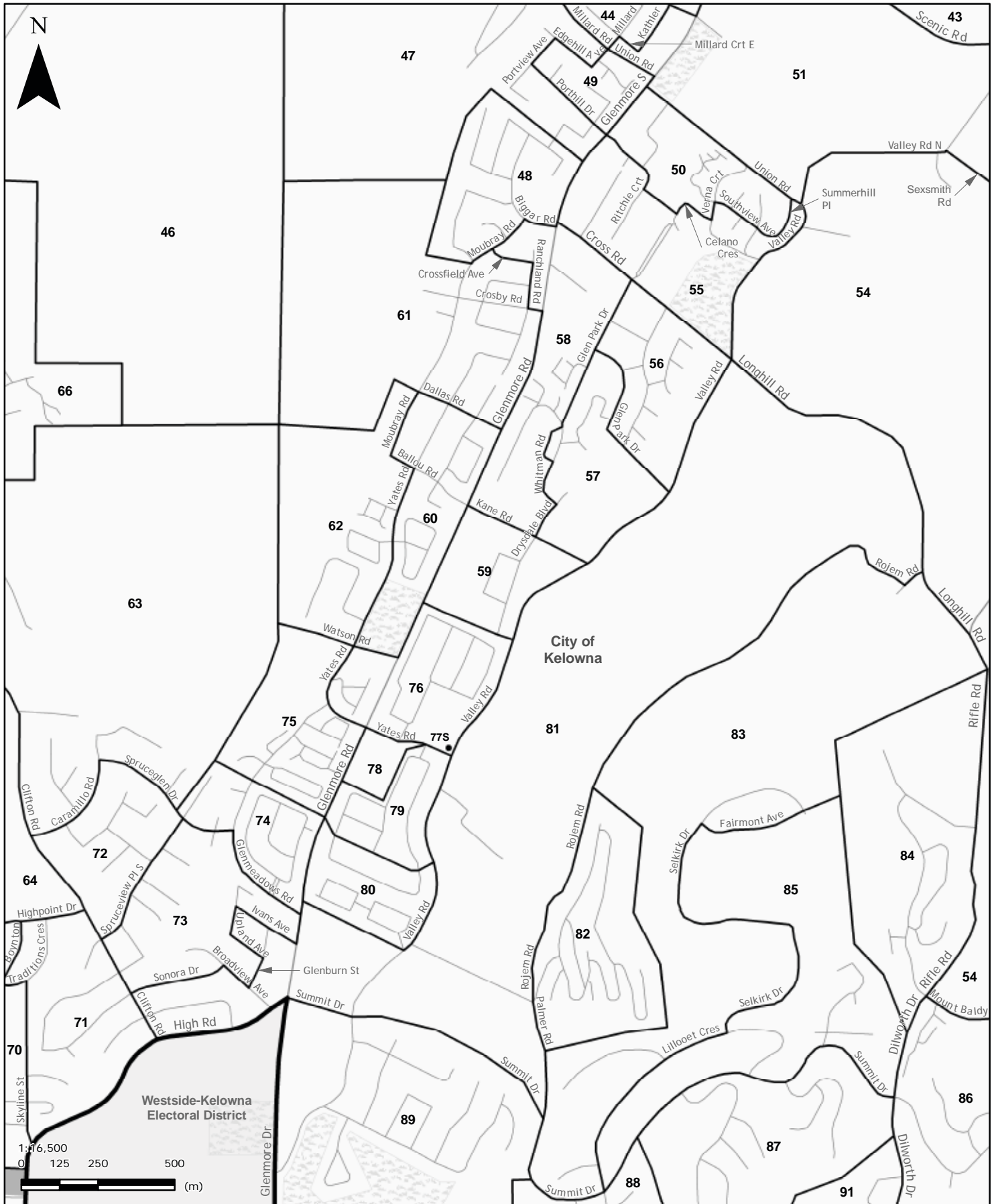
*1 Voting areas 27S and 30S combined

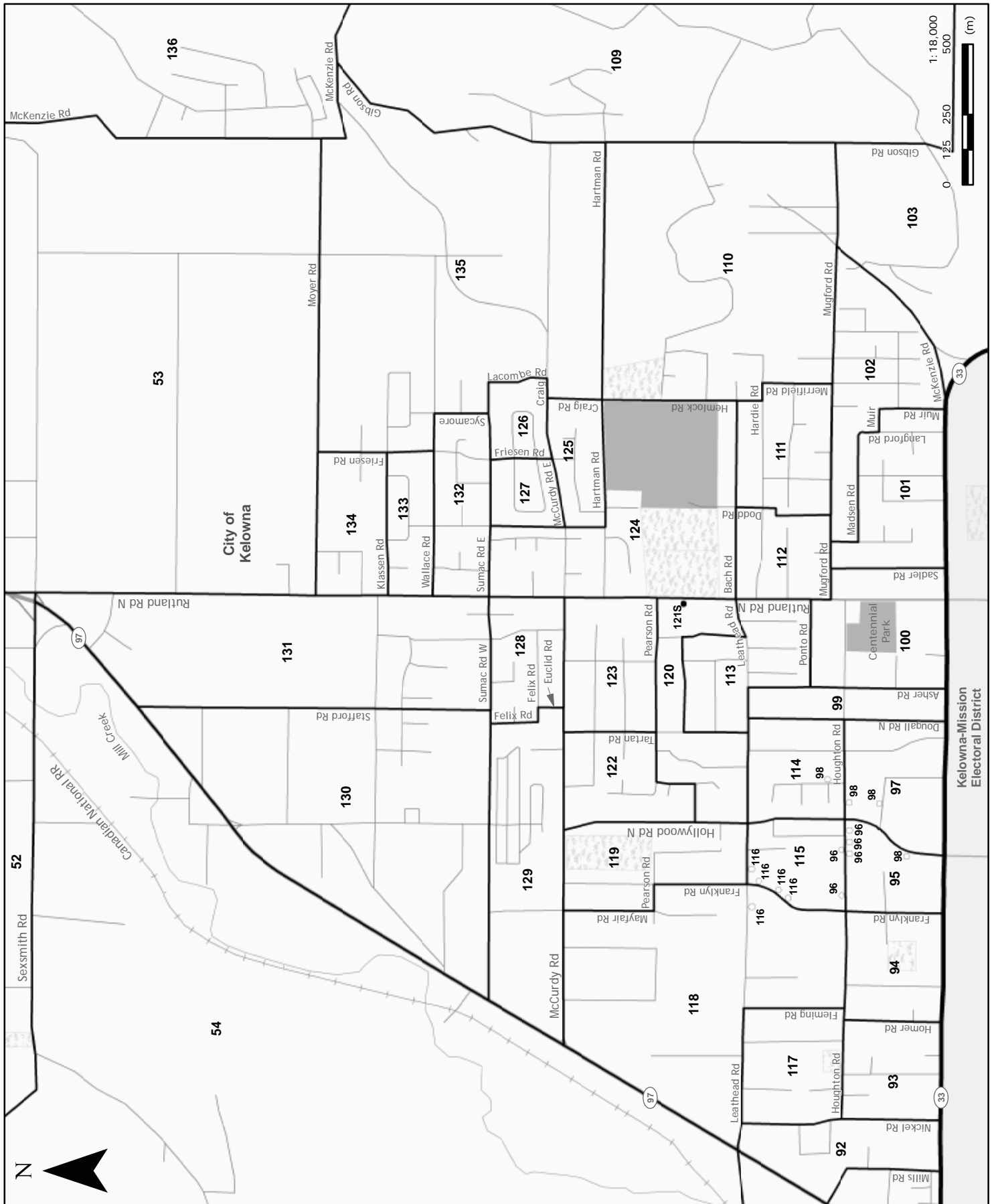
**Kelowna-Lake Country (KLA)
MAP A - Kelowna-Lake Country Electoral District**











	Alan Clarke	Ryan Fugger	Mary- Ann Graham	Norm Letnick	Matthew Reed	Total valid votes	Rejected ballots	Registered voters
	IND	GP	CP	LIB	NDP			
Advance voting								
Rutland United Church	37	81	210	671	409	1,408	6	
St. David's Presbyterian Church	50	57	139	916	275	1,437	5	
Winfield Memorial Hall	37	70	113	527	283	1,030	0	
General voting								
Voting area								
1	2	7	9	47	20	85	1	228
2	2	11	8	30	18	69	1	179
3	2	11	24	63	29	129	0	284
4	8	21	19	63	50	161	0	297
5	15	17	9	86	49	176	0	380
6	6	14	7	25	25	77	0	176
7	6	16	4	61	14	101	0	289
8	3	12	17	82	20	134	0	357
9	3	13	7	47	35	105	0	339
10	3	7	11	47	39	107	0	314
11	5	3	13	62	30	113	0	330
12	3	17	24	74	32	150	0	365
13	2	17	11	54	40	124	0	346
14	4	11	12	77	44	148	2	373
15	9	13	12	69	28	131	1	319
16	10	8	8	75	28	129	0	331
17	9	5	5	26	26	71	0	227
18S *1	-	-	-	-	-	-	-	6
19	5	7	8	35	24	79	1	257
20	4	14	18	48	43	127	0	377
21	3	8	11	42	30	94	1	247
22	2	1	6	31	13	53	0	171
23	4	7	31	45	36	123	0	325
24	2	4	11	39	31	87	0	282
25S *1	3	3	11	23	34	74	2	95
26S *1	-	-	-	-	-	-	-	23
27	2	10	17	66	46	141	1	360
28	9	13	11	69	24	126	1	328
29	4	9	7	37	55	112	0	326
30	1	9	4	14	18	46	0	250
31	6	7	10	32	33	88	0	311
32	7	6	29	47	32	121	1	371
33 *2	-	-	-	-	-	-	-	24
34 *2	2	2	8	16	14	42	0	145
35	2	4	37	89	66	198	0	565
36	3	1	13	59	31	107	0	325
37	0	5	2	74	12	93	0	310
38	3	5	6	87	23	124	0	332
39	0	9	14	40	15	78	0	210
40	0	3	6	81	13	103	0	329

Kelowna-Lake Country (KLA)
Voting results by voting area

Statement of Votes
 39th Provincial General Election
 May 12, 2009

Voting area (continued)	Alan Clarke	Ryan Fugger	Mary- Ann Graham	Norm Letnick	Matthew Reed	Total valid votes	Rejected ballots	Registered voters
	IND	GP	CP	LIB	NDP			
41 *3	2	9	7	62	14	94	0	360
42 *3	-	-	-	-	-	-	-	166
43	3	10	23	102	29	167	1	421
44	6	8	22	78	42	156	0	397
45S	0	0	8	8	13	29	0	45
46	8	8	7	66	18	107	0	267
47	5	6	9	54	20	94	1	244
48	0	12	12	87	42	153	1	361
49	3	4	11	46	12	76	0	186
50	4	16	5	61	27	113	1	343
51	2	6	13	14	50	85	0	291
52	5	5	13	65	25	113	0	321
53	2	6	6	26	19	59	0	287
54	1	9	12	58	31	111	0	312
55	6	5	9	51	43	114	0	361
56	0	3	13	54	25	95	1	273
57	0	8	8	67	30	113	1	285
58	6	11	18	72	29	136	0	372
59	3	5	6	41	30	85	0	300
60	6	5	9	63	30	113	2	279
61	5	7	10	69	33	124	0	356
62	0	5	14	56	19	94	0	308
63	2	9	12	63	19	105	0	253
64	5	11	20	113	32	181	0	342
65	8	13	4	63	26	114	0	288
66	3	11	14	78	24	130	0	327
67	4	7	9	104	25	149	0	316
68	1	6	7	82	23	119	0	289
69	1	6	2	54	33	96	0	252
70	1	11	7	49	15	83	0	226
71	8	5	7	83	40	143	2	309
72	0	8	5	46	18	77	0	200
73	0	8	11	82	23	124	0	327
74	1	4	18	73	19	115	1	258
75	4	13	23	67	33	140	0	338
76	3	7	14	101	22	147	0	322
77S	4	2	16	61	25	108	2	165
78	0	13	7	28	26	74	0	389
79	1	4	11	94	25	135	0	269
80	2	2	6	50	17	77	0	140
81	3	5	10	55	19	92	0	279
82	3	4	11	80	16	114	1	265
83	2	7	9	87	11	116	0	318
84	1	2	13	91	24	131	0	304
85	1	5	6	77	17	106	0	286
86	4	4	12	88	18	126	0	305
87	2	4	11	69	15	101	0	283
88	2	6	8	99	33	148	0	386
89	2	4	9	99	34	148	0	359
90	5	3	8	59	20	95	1	295

Kelowna-Lake Country (KLA)
Voting results by voting area

Voting area (continued)	Alan Clarke	Ryan Fugger	Mary- Ann Graham	Norm Letnick	Matthew Reed	Total valid votes	Rejected ballots	Registered voters
	IND	GP	CP	LIB	NDP			
91	5	7	12	64	24	112	0	352
92	0	7	10	29	14	60	0	304
93	1	3	15	24	33	76	0	304
94	1	10	11	29	20	71	0	284
95	1	6	12	18	35	72	1	318
96	2	6	22	52	46	128	0	363
97	1	3	16	42	40	102	0	272
98	1	4	17	57	41	120	1	302
99	1	6	5	29	11	52	0	165
100	1	14	20	31	29	95	0	321
101	6	10	13	36	52	117	0	361
102	4	7	25	77	25	138	0	374
103	4	5	19	65	34	127	0	373
104	0	12	14	67	14	107	1	258
105	2	2	13	67	13	97	0	359
106	3	8	13	52	23	99	0	340
107	0	7	12	46	25	90	1	288
108	3	11	11	50	50	125	2	336
109	1	8	8	75	21	113	1	343
110	1	16	14	62	44	137	0	381
111	3	7	12	38	40	100	0	304
112	1	8	14	36	33	92	0	307
113	3	3	21	38	37	102	2	273
114	2	3	7	18	19	49	0	244
115	3	8	7	30	33	81	0	347
116	3	8	10	13	30	64	0	336
117	4	14	9	41	30	98	1	315
118	2	5	16	31	35	89	0	320
119	1	2	5	18	23	49	0	217
120	1	10	10	23	16	60	0	251
121S *2	-	-	-	-	-	-	-	68
122	1	6	6	23	30	66	1	245
123	3	7	23	45	51	129	0	392
124	0	11	14	39	33	97	0	348
125	0	8	16	22	23	69	0	298
126	0	0	8	24	13	45	0	168
127	1	3	10	19	6	39	0	172
128	2	4	3	32	22	63	1	200
129	0	7	14	38	37	96	0	317
130	1	4	7	61	28	101	0	367
131	3	13	7	42	32	97	0	336
132	1	2	7	25	28	63	0	299
133 *4	4	3	12	34	23	76	0	238
134 *4	-	-	-	-	-	-	-	160
135	9	7	10	50	27	103	0	374
136	1	8	24	59	35	127	0	351
137	1	7	1	25	8	42	0	294
138	3	3	10	37	19	72	0	210
139	5	4	14	69	48	140	0	335
140	5	21	24	51	46	147	0	351

Kelowna-Lake Country (KLA)
Voting results by voting area

Statement of Votes
 39th Provincial General Election
 May 12, 2009

	Alan Clarke	Ryan Fugger	Mary- Ann Graham	Norm Letnick	Matthew Reed	Total valid votes	Rejected ballots	Registered voters
	IND	GP	CP	LIB	NDP			
141	6	12	11	133	25	187	1	415
142	4	7	17	76	26	130	1	311
143	4	7	15	84	44	154	0	366
144	3	9	15	45	36	108	0	292
Sub totals	536	1,243	2,108	9,662	4,850	18,399	52	41,947
s. 98 Special	3	9	9	31	61	113	6	
s. 99 Absentee - in ED	22	77	79	344	224	746	1	
s. 100 Absentee - out of ED	6	27	33	102	77	245	26	
s. 101 Absentee - advance	2	10	15	46	25	98	0	
s. 104 Voting in DEO office	2	7	7	85	11	112	3	
s. 106 Voting by mail	0	2	2	11	2	17	1	
Grand totals	571	1,375	2,253	10,281	5,250	19,730	89	41,947
% of valid votes	2.89%	6.97%	11.42%	52.11%	26.61%			

Summary

Valid votes - General and advance	18,399	93.25%	Total valid votes
s. 98 Special	113	0.57%	Total valid votes
s. 99 Absentee - in ED	746	3.78%	Total valid votes
s. 100 Absentee - out of ED	245	1.24%	Total valid votes
s. 101 Absentee - advance	98	0.50%	Total valid votes
s. 104 Voting in DEO office	112	0.57%	Total valid votes
s. 106 Voting by mail	17	0.09%	Total valid votes

Total valid votes 19,730

Rejected ballots 89 0.45% Ballots cast
 Registered voters who voted 19,819 47.25% Registered voters

Registered voters 41,947

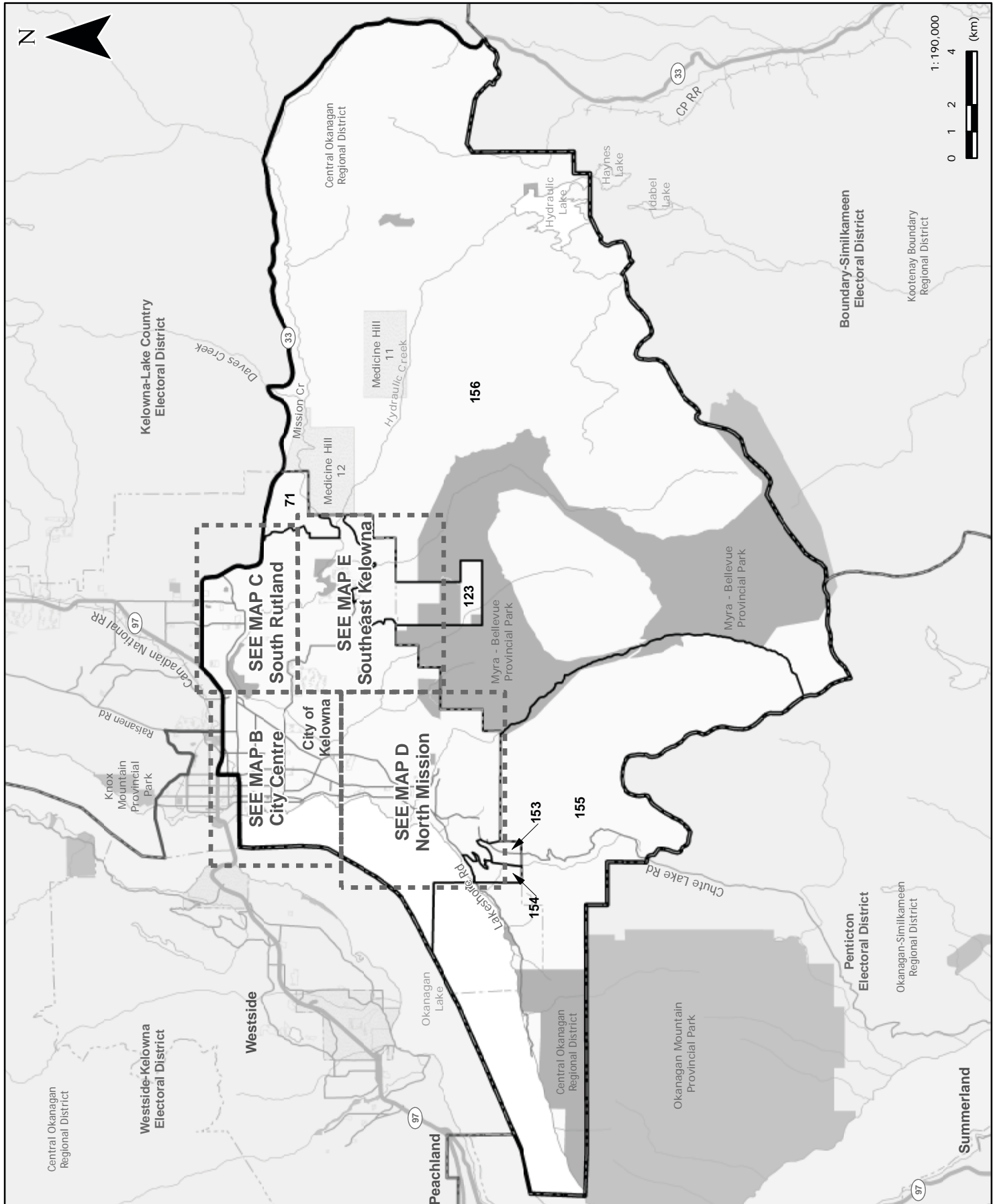
Candidate elected: Norm Letnick (LIB)

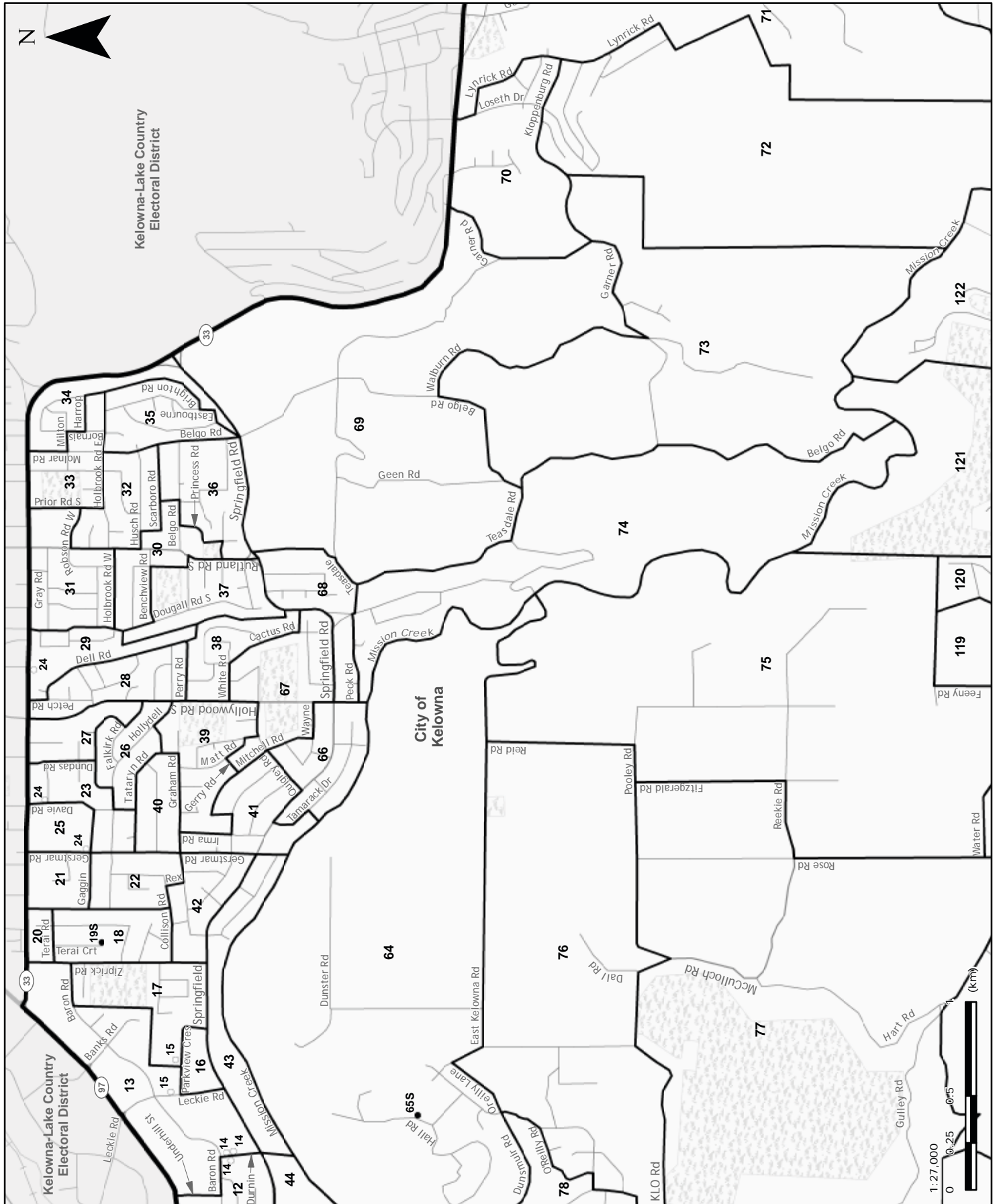
*1 Voting areas 18S, 25S and 26S combined

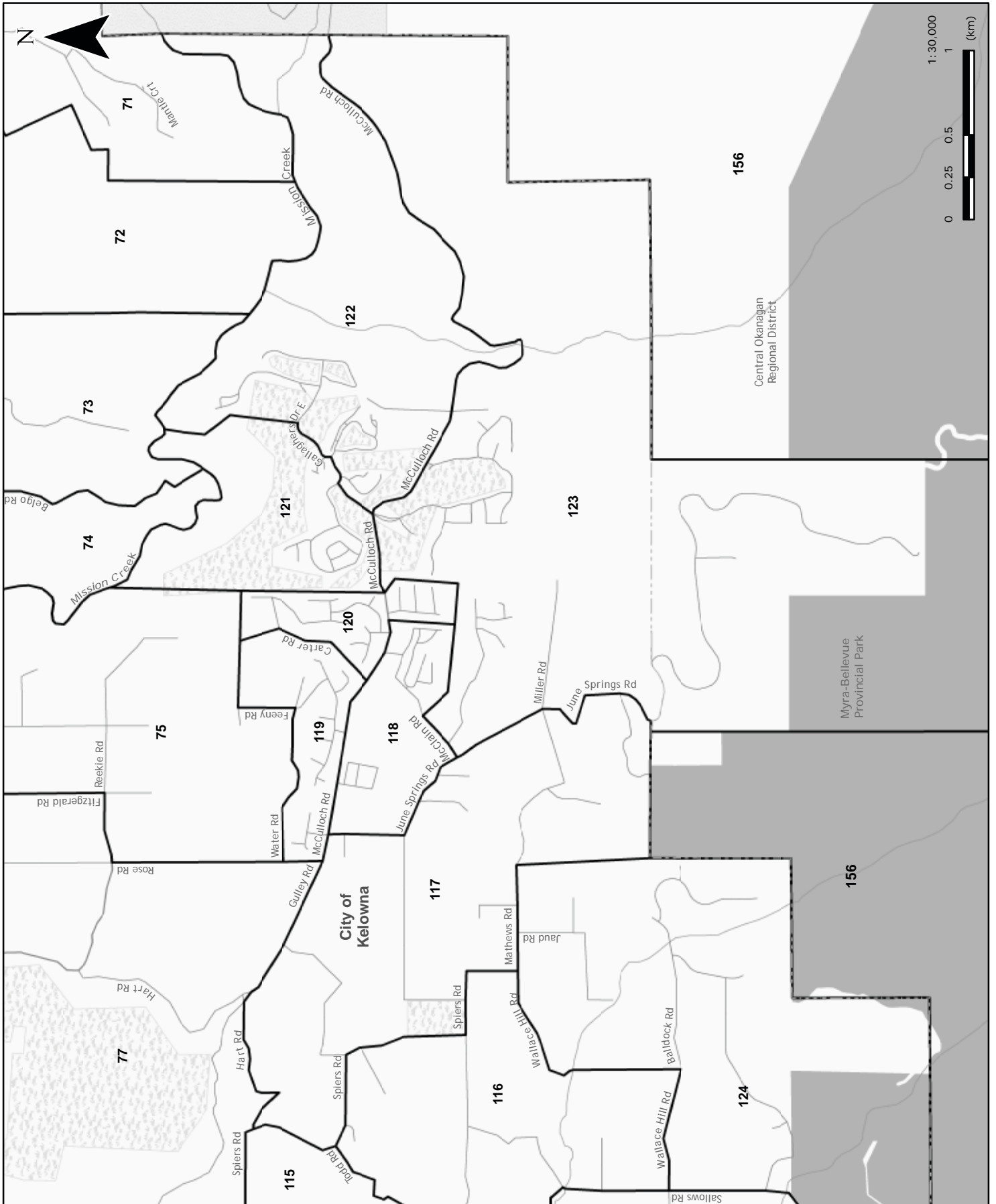
*2 Voting areas 33, 34 and 121S combined

*3 Voting areas 41 and 42 combined

*4 Voting areas 133 and 134 combined







Kelowna-Mission (KMI)
Voting results by voting area

Statement of Votes
 39th Provincial General Election
 May 12, 2009

	Tisha Kalmanovitch	Silverado Brooks Socrates	Mark Thompson	Steve Thomson	Daniel Bonaventure Thorburn	Crystal Wariach	Total valid votes	Rejected ballots	Registered voters
	NDP	IND	CP	LIB	REFD	GP			
Advance voting									
Evangel Church	493	8	293	1,481	1	104	2,380	11	
Mission Creek Alliance Church	290	8	187	672	2	55	1,214	4	
Ridgeview Evangelical Missionary Church	217	2	93	256	2	33	603	3	
General voting									
Voting area									
1	30	1	7	24	0	6	68	0	291
2	21	0	13	19	0	7	60	0	200
3	44	0	9	38	0	4	95	1	317
4	32	1	23	34	0	10	100	0	300
5	40	0	12	15	0	15	82	0	290
6S *1	-	-	-	-	-	-	-	-	78
7S *1	-	-	-	-	-	-	-	-	1
8	23	0	3	23	0	7	56	1	170
9	31	0	10	40	1	7	89	0	287
10	12	0	6	8	0	8	34	0	135
11	22	0	16	30	0	6	74	0	290
12	21	2	11	67	0	3	104	1	374
13	15	0	6	27	0	3	51	0	223
14	24	0	14	57	0	8	103	1	279
15	29	0	11	48	0	1	89	0	187
16	20	1	25	52	0	6	104	1	239
17	31	1	12	56	0	7	107	0	292
18	53	2	14	51	0	8	128	1	311
19S *1	6	0	7	19	0	3	35	0	72
20	17	1	4	13	0	3	38	0	157
21	16	0	9	28	0	6	59	0	206
22	27	1	19	36	1	11	95	0	302
23	34	0	13	29	0	5	81	0	239
24	10	0	6	17	0	0	33	0	325
25	18	1	10	12	0	4	45	0	244
26	42	3	13	39	0	4	101	1	317
27	29	0	9	36	1	5	80	0	242
28	34	2	14	45	0	16	111	0	323
29	20	0	7	21	0	4	52	0	234
30	31	0	10	37	0	9	87	2	317
31	38	0	13	28	0	16	95	0	299
32	33	1	13	57	1	11	116	0	357
33	28	0	10	45	0	9	92	1	291
34	34	1	13	44	0	6	98	0	283
35	36	0	11	68	0	9	124	1	324
36	34	0	9	36	1	11	91	1	276
37	48	2	18	51	0	3	122	1	319
38	31	1	16	40	1	7	96	0	321
39	44	0	23	39	2	12	120	1	338
40	18	2	7	20	0	0	47	0	193

	Tisha Kalmanovitch	Silverado Brooks Socrates	Mark Thompson	Steve Thomson	Daniel Bonaventure Thorburn	Crystal Wariach	Total valid votes	Rejected ballots	Registered voters
Voting area (continued)	NDP	IND	CP	LIB	REFD	GP			
41	37	0	10	53	0	12	112	0	342
42	22	0	7	46	0	4	79	0	277
43 *2	23	2	10	38	1	7	81	0	187
44 *2	-	-	-	-	-	-	-	-	133
45	24	0	15	33	0	2	74	0	266
46	48	1	14	65	3	9	140	1	337
47	38	0	22	30	0	6	96	1	214
48	38	0	12	54	1	14	119	0	265
49	35	1	16	81	0	2	135	1	227
50S *3	25	1	15	22	0	6	69	2	83
51	39	0	10	44	0	3	96	0	178
52	22	0	7	21	0	10	60	0	303
53	34	2	9	38	0	8	91	0	340
54	11	0	8	28	0	10	57	0	166
55	34	5	11	68	0	16	134	0	302
56	28	0	6	19	0	24	77	0	219
57	55	0	4	16	0	19	94	0	292
58	47	1	15	80	3	13	159	0	346
59	18	0	10	66	0	3	97	0	242
60	13	0	1	14	0	2	30	1	111
61	29	1	15	72	0	3	120	0	289
62	25	0	27	139	3	1	195	0	497
63	24	0	24	70	1	5	124	0	316
64	36	0	12	114	0	9	171	0	355
65S *3	-	-	-	-	-	-	-	-	73
66	33	1	16	39	0	9	98	0	327
67	43	2	38	17	1	7	108	1	335
68	49	1	9	41	0	11	111	0	288
69	15	0	7	22	0	2	46	0	154
70	39	2	20	49	0	10	120	0	300
71	40	1	19	63	0	24	147	0	348
72	36	0	9	62	0	8	115	0	337
73	24	0	12	39	0	9	84	0	198
74	46	1	13	45	0	13	118	0	287
75	19	1	7	46	0	7	80	0	204
76	36	1	20	98	1	17	173	2	348
77	21	0	10	62	0	10	103	1	289
78	23	0	12	81	0	11	127	0	267
79	14	0	14	51	0	10	89	1	278
80S	35	1	30	46	1	5	118	1	203
81	36	0	20	66	0	4	126	0	318
82	25	0	11	32	1	11	80	0	266
83	49	1	12	33	4	13	112	1	310
84	35	2	8	28	0	10	83	0	308
85	47	2	11	20	1	25	106	0	370
86	31	1	10	78	0	14	134	0	310
87	16	3	1	26	0	11	57	0	200
88	14	1	2	12	0	3	32	0	212
89	29	0	11	46	0	8	94	0	295
90	22	1	5	50	0	9	87	0	275

Kelowna-Mission (KMI)
Voting results by voting area

Statement of Votes
 39th Provincial General Election
 May 12, 2009

	Tisha Kalmanovitch	Silverado Brooks Socrates	Mark Thompson	Steve Thomson	Daniel Bonaventure Thorburn	Crystal Wariach	Total valid votes	Rejected ballots	Registered voters
Voting area (continued)	NDP	IND	CP	LIB	REFD	GP			
91	36	1	15	87	0	4	143	0	294
92	30	1	17	43	0	2	93	0	238
93S *4	-	-	-	-	-	-	-	-	34
94S *4	16	1	26	40	0	3	86	0	108
95	12	0	2	10	0	3	27	0	139
96	21	0	5	26	0	11	63	0	267
97	23	0	9	46	1	6	85	0	267
98	36	0	27	53	1	6	123	0	322
99	43	1	12	71	0	5	132	4	321
100	36	0	14	62	0	9	121	0	438
101	49	2	16	50	0	6	123	1	259
102	23	1	9	42	0	4	79	0	223
103	7	1	4	51	0	3	66	0	183
104	34	2	5	81	0	5	127	4	323
105	46	1	8	60	0	8	123	0	281
106	32	2	15	90	0	6	145	0	331
107	13	0	9	18	0	4	44	0	176
108	16	1	3	31	0	4	55	0	178
109	21	1	9	95	1	6	133	0	300
110	23	0	6	51	0	4	84	0	260
111	27	1	8	77	0	6	119	2	289
112	22	1	12	79	0	10	124	0	343
113	21	0	17	63	0	4	105	1	255
114	23	0	10	68	0	10	111	1	283
115	37	1	9	63	1	7	118	1	272
116	7	0	6	27	0	4	44	0	122
117	20	0	12	95	2	14	143	0	344
118	49	0	11	25	0	10	95	0	325
119	26	0	18	86	0	11	141	1	323
120	19	1	13	81	0	12	126	1	286
121	11	1	12	96	0	1	121	2	288
122	10	1	10	146	0	7	174	0	381
123	25	1	10	133	0	5	174	2	376
124	31	0	13	92	0	6	142	1	302
125	32	0	7	71	0	12	122	1	291
126	20	2	12	75	0	4	113	1	264
127	18	0	10	108	0	9	145	0	330
128	41	1	17	57	1	16	133	0	319
129	38	1	15	120	0	19	193	4	369
130	22	0	7	99	0	11	139	1	344
131	11	1	6	137	0	9	164	1	355
132	46	0	11	74	0	15	146	0	349
133	21	0	5	67	0	7	100	0	274
134	23	0	7	35	1	3	69	0	164
135	15	1	8	48	0	19	91	0	197
136	11	0	5	50	0	5	71	0	173
137	26	0	5	40	0	11	82	0	221
138	30	0	14	65	0	9	118	0	250
139	25	1	9	79	0	13	127	0	289
140	14	0	15	117	1	10	157	2	325

	Tisha Kalmanovitch	Silverado Brooks Socrates	Mark Thompson	Steve Thomson	Daniel Bonaventure Thorburn	Crystal Wariach	Total valid votes	Rejected ballots	Registered voters
Voting area (continued)	NDP	IND	CP	LIB	REFD	GP			
141	24	0	13	93	0	15	145	1	329
142	15	1	13	76	0	7	112	0	323
143	39	0	13	92	0	4	148	1	357
144	27	1	6	72	1	9	116	1	316
145	24	0	28	86	0	8	146	0	356
146	30	1	16	96	0	10	153	0	358
147	16	1	9	91	0	3	120	0	302
148	23	0	22	69	0	6	120	0	333
149	25	0	5	75	0	11	116	0	315
150	31	2	15	74	0	15	137	1	323
151	23	0	9	114	0	9	155	0	375
152	18	0	9	53	0	8	88	0	261
153	26	0	15	94	0	11	146	1	380
154	21	0	10	117	0	13	161	0	345
155	6	0	1	38	0	8	53	0	165
156	20	1	13	38	0	9	81	0	231
Sub totals	5,164	113	2,348	10,779	44	1,425	19,873	81	42,344
s. 98 Special	153	4	80	173	6	22	438	9	
s. 99 Absentee - in ED	174	11	81	381	1	90	738	3	
s. 100 Absentee - out of ED	34	2	12	45	0	17	110	16	
s. 101 Absentee - advance	13	0	0	29	0	4	46	1	
s. 104 Voting in DEO office	22	0	6	82	0	4	114	5	
s. 106 Voting by mail	6	0	4	17	0	1	28	0	
Grand totals	5,566	130	2,531	11,506	51	1,563	21,347	115	42,344
% of valid votes	26.07%	0.61%	11.86%	53.90%	0.24%	7.32%			

Kelowna-Mission (KMI)
Voting results by voting area

Summary

Valid votes - General and advance	19,873	93.10%	Total valid votes
s. 98 Special	438	2.05%	Total valid votes
s. 99 Absentee - in ED	738	3.46%	Total valid votes
s. 100 Absentee - out of ED	110	0.52%	Total valid votes
s. 101 Absentee - advance	46	0.22%	Total valid votes
s. 104 Voting in DEO office	114	0.53%	Total valid votes
s. 106 Voting by mail	28	0.12%	Total valid votes

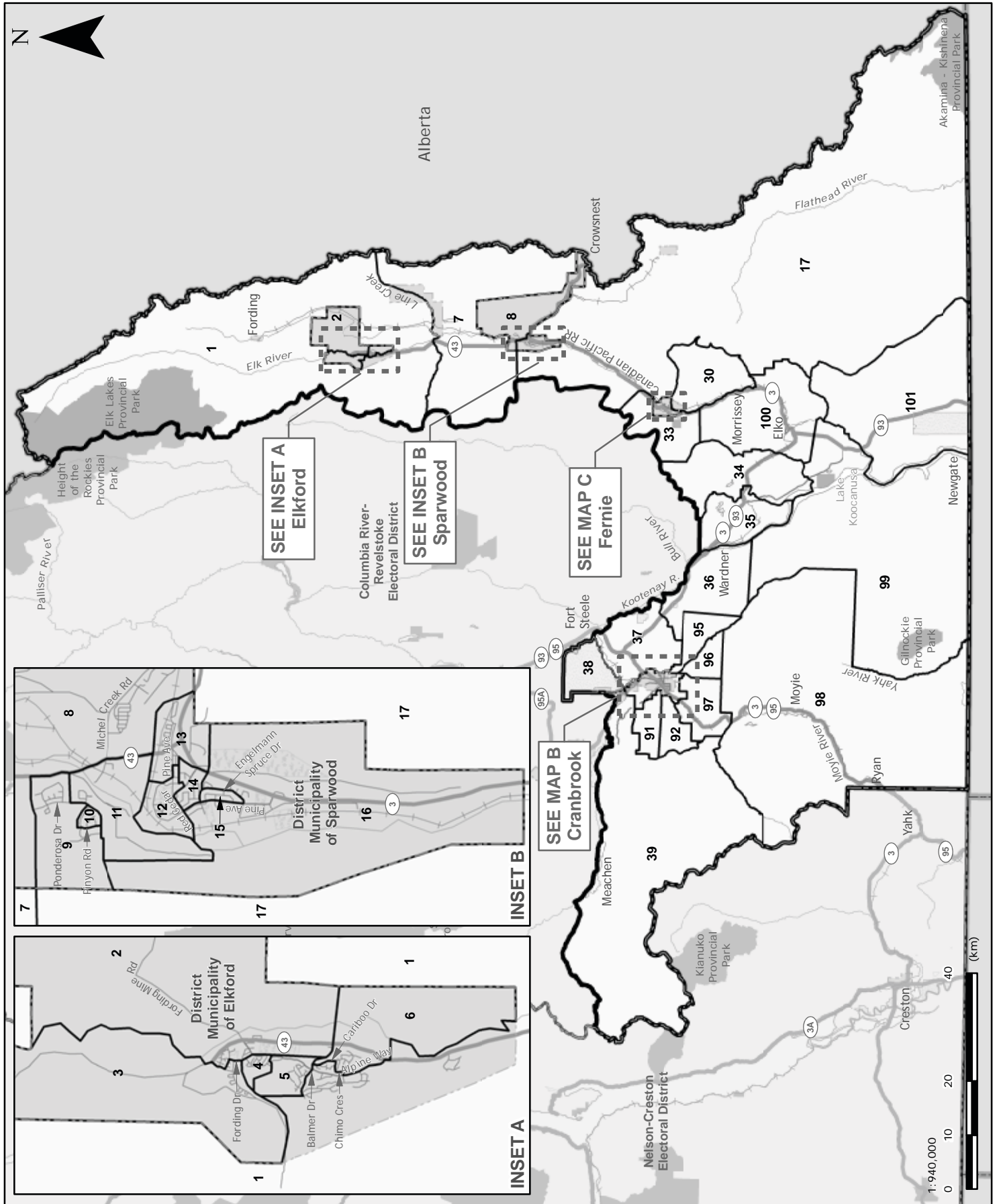
Total valid votes 21,347

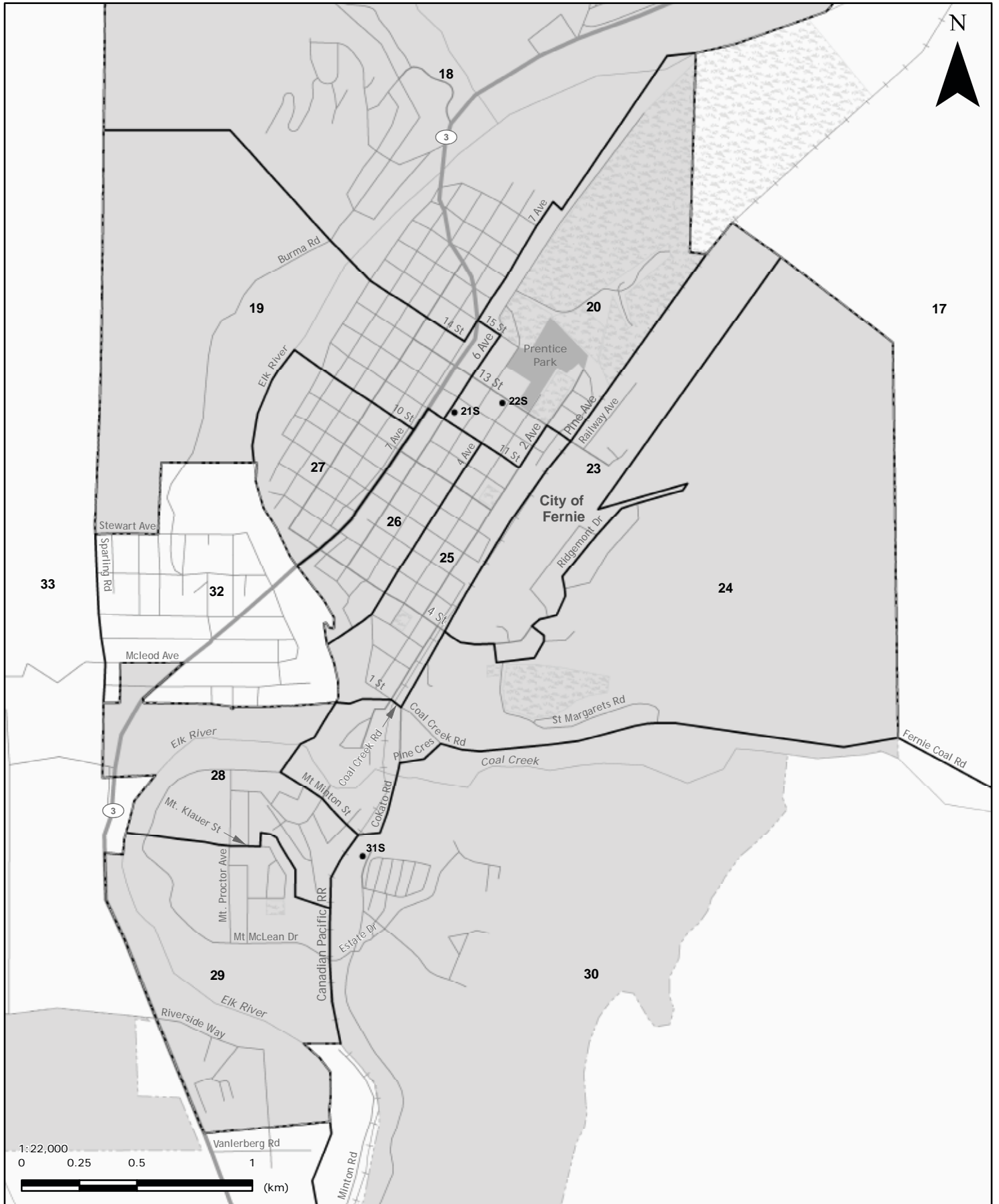
Rejected ballots 115 0.54% Ballots cast
 Registered voters who voted 21,462 50.68% Registered voters

Registered voters 42,344

Candidate elected: Steve Thomson (LIB)

-
- *1 Voting areas 6S, 7S and 19S combined
 - *2 Voting areas 43 and 44 combined
 - *3 Voting areas 50S and 65S combined
 - *4 Voting areas 93S and 94S combined





Kootenay East (KOE)
Voting results by voting area

Statement of Votes
 39th Provincial General Election
 May 12, 2009

	Bill Bennett	Wilf Hanni	Troy Sebastian	Jennifer Tsuida	Total valid votes	Rejected ballots	Registered voters
	LIB	CP	NDP	GP			
Advance voting							
Elkford Square Mall	124	82	108	8	322	0	
Fernie Family Centre	377	51	244	21	693	1	
Sparwood Recreation Centre	178	46	124	12	360	3	
Tembec Gymnasium	1,670	257	987	55	2,969	10	
General voting							
Voting area							
1	34	11	45	3	93	0	279
2	34	18	41	6	99	0	300
3	45	17	38	2	102	0	319
4	32	14	42	6	94	0	317
5	39	18	42	4	103	2	339
6	35	23	40	7	105	0	337
7	48	15	20	2	85	0	258
8	24	19	32	7	82	0	237
9	61	20	39	5	125	0	320
10	44	20	18	1	83	0	282
11	38	19	24	4	85	1	283
12	76	14	56	7	153	2	358
13	44	17	45	3	109	0	326
14	51	15	46	4	116	0	349
15	38	18	59	9	124	0	344
16	54	17	55	2	128	0	357
17	57	6	40	7	110	0	234
18	52	8	29	10	99	1	266
19	58	10	51	4	123	1	279
20	62	8	48	11	129	0	308
21S *1	-	-	-	-	-	-	25
22S *1	-	-	-	-	-	-	26
23	62	7	34	0	103	1	277
24	87	10	57	4	158	0	338
25	34	4	53	7	98	1	308
26	46	7	69	6	128	0	301
27	70	5	76	5	156	1	339
28	71	5	73	6	155	0	336
29	58	3	47	7	115	0	301
30	66	5	71	4	146	0	325
31S *1	24	6	27	0	57	1	64
32	38	10	63	5	116	0	326
33	94	16	45	15	170	0	415
34	131	23	70	3	227	0	393
35	113	30	52	6	201	0	293
36	65	29	27	4	125	0	235
37	60	12	43	3	118	1	365
38	4	1	83	1	89	0	126
39	56	12	27	5	100	0	272
40	51	9	44	11	115	0	354

Voting area (continued)	Bill Bennett	Wilf Hanni	Troy Sebastian	Jennifer Tsuida	Total valid votes	Rejected ballots	Registered voters
	LIB	CP	NDP	GP			
41 *2	-	-	-	-	-	-	79
42 *2	44	16	34	1	95	0	311
43	37	3	19	0	59	0	221
44S *3	62	11	35	5	113	0	121
45S *3	-	-	-	-	-	-	42
46	57	10	35	3	105	1	294
47	25	7	21	4	57	0	151
48	74	8	46	2	130	0	337
49	49	10	23	0	82	0	254
50	43	10	35	3	91	0	329
51	54	6	49	4	113	0	375
52	29	10	29	2	70	1	341
53	32	12	28	5	77	0	324
54	38	19	35	5	97	0	309
55	30	14	43	3	90	1	303
56	27	4	37	4	72	0	294
57S	9	3	11	3	26	2	32
58	65	12	33	3	113	0	352
59	65	9	46	3	123	0	332
60	41	10	45	2	98	0	306
61	34	8	34	7	83	0	268
62	51	7	48	8	114	0	340
63	51	8	49	7	115	0	310
64S *3	-	-	-	-	-	-	13
65	39	5	35	3	82	1	337
66	76	11	52	3	142	1	360
67	55	8	53	6	122	0	315
68	47	5	55	7	114	0	333
69	73	5	43	3	124	0	330
70S *3	-	-	-	-	-	-	50
71	74	4	51	0	129	0	357
72	90	7	50	3	150	1	343
73	56	7	40	3	106	0	289
74	133	5	43	1	182	1	379
75	80	9	68	2	159	1	394
76	36	11	52	6	105	0	353
77	55	10	29	3	97	0	345
78	61	8	39	2	110	0	307
79	60	19	66	2	147	0	328
80	68	13	59	7	147	0	364
81	65	10	26	3	104	0	306
82	76	8	38	5	127	1	321
83	82	10	30	5	127	0	310
84	97	10	53	6	166	0	389
85	110	15	44	6	175	0	404
86	91	11	39	2	143	0	310
87	72	10	37	1	120	0	298
88	96	9	38	1	144	0	338
89	73	4	60	2	139	0	377
90	55	16	38	3	112	0	325

Kootenay East (KOE)
Voting results by voting area

Statement of Votes
 39th Provincial General Election
 May 12, 2009

	Bill Bennett	Wilf Hanni	Troy Sebastian	Jennifer Tsuida	Total valid votes	Rejected ballots	Registered voters
Voting area (continued)	LIB	CP	NDP	GP			
91	71	6	35	6	118	0	307
92	73	14	47	2	136	2	327
93	129	9	29	10	177	1	380
94	75	4	29	2	110	0	364
95	81	15	44	5	145	0	388
96	91	14	32	8	145	0	375
97	75	14	35	3	127	2	339
98	74	21	42	4	141	0	263
99	72	30	50	6	158	1	270
100	45	33	18	6	102	0	187
101	45	12	48	3	108	0	152
Sub totals	7,973	1,536	5,516	506	15,531	43	29,463
s. 98 Special	70	14	76	6	166	2	
s. 99 Absentee - in ED	222	49	150	21	442	2	
s. 100 Absentee - out of ED	10	2	19	5	36	0	
s. 101 Absentee - advance	20	1	6	7	34	1	
s. 104 Voting in DEO office	99	10	62	4	175	5	
s. 106 Voting by mail	10	0	15	0	25	0	
Grand totals	8,404	1,612	5,844	549	16,409	53	29,463
% of valid votes	51.21%	9.82%	35.62%	3.35%			

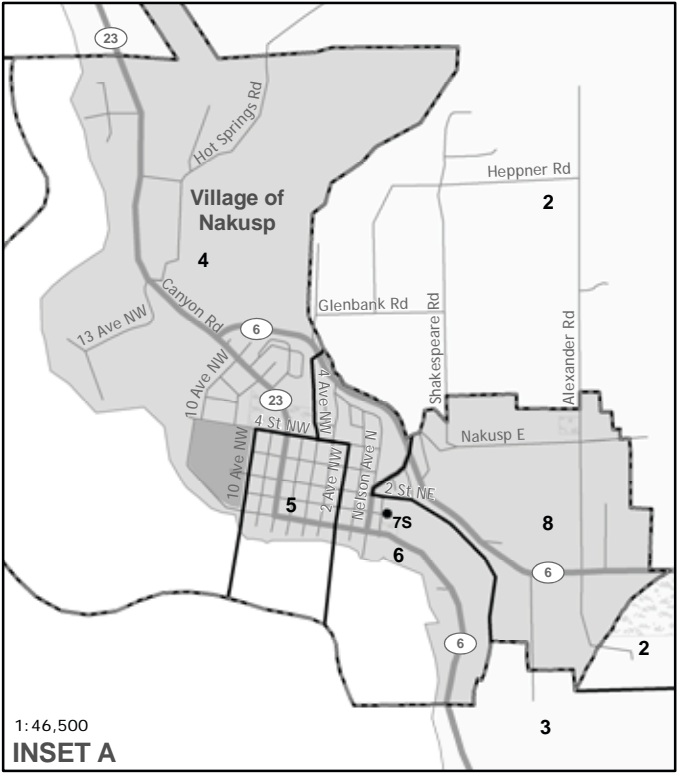
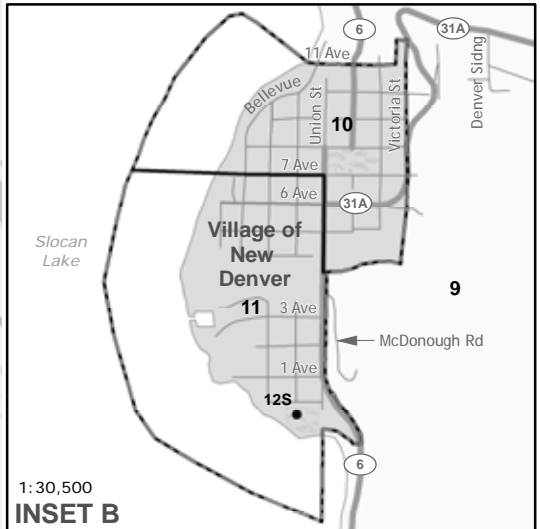
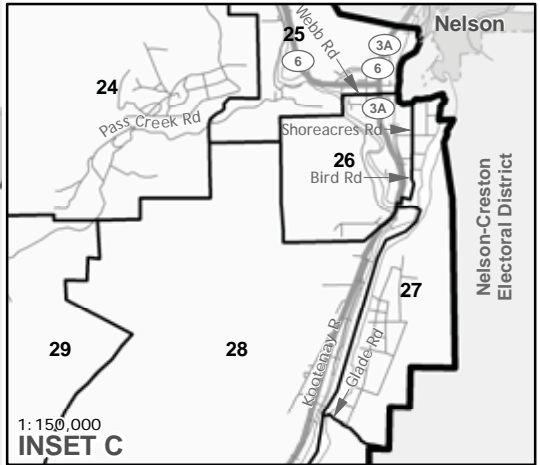
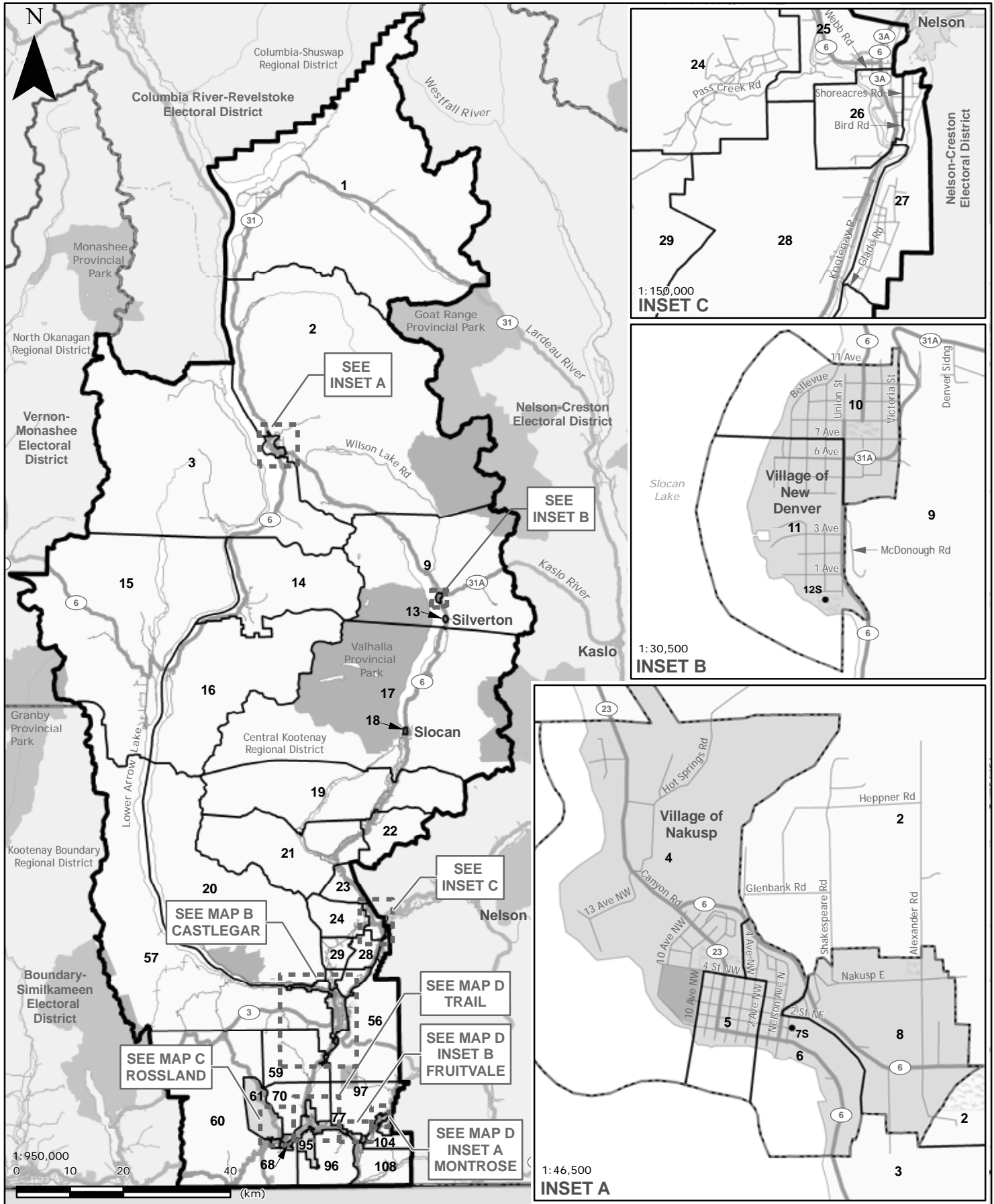
Summary

Valid votes - General and advance	15,531	94.65%	Total valid votes
s. 98 Special	166	1.01%	Total valid votes
s. 99 Absentee - in ED	442	2.69%	Total valid votes
s. 100 Absentee - out of ED	36	0.22%	Total valid votes
s. 101 Absentee - advance	34	0.21%	Total valid votes
s. 104 Voting in DEO office	175	1.07%	Total valid votes
s. 106 Voting by mail	25	0.15%	Total valid votes
Total valid votes	16,409		
Rejected ballots	53	0.32%	Ballots cast
Registered voters who voted	16,462	55.87%	Registered voters
Registered voters	29,463		
Candidate elected:	Bill Bennett (LIB)		

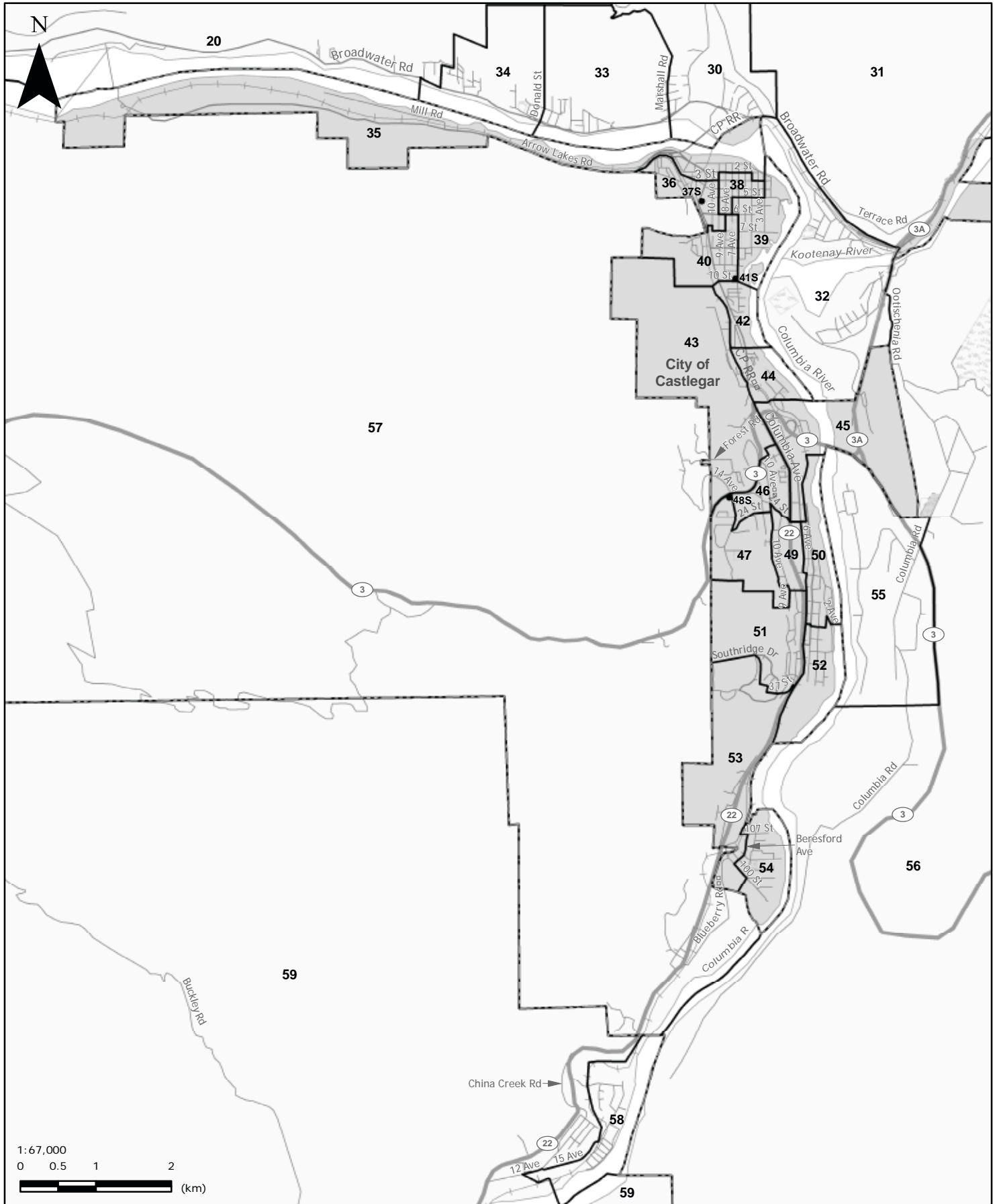
*1 Voting areas 21S, 22S and 31S combined

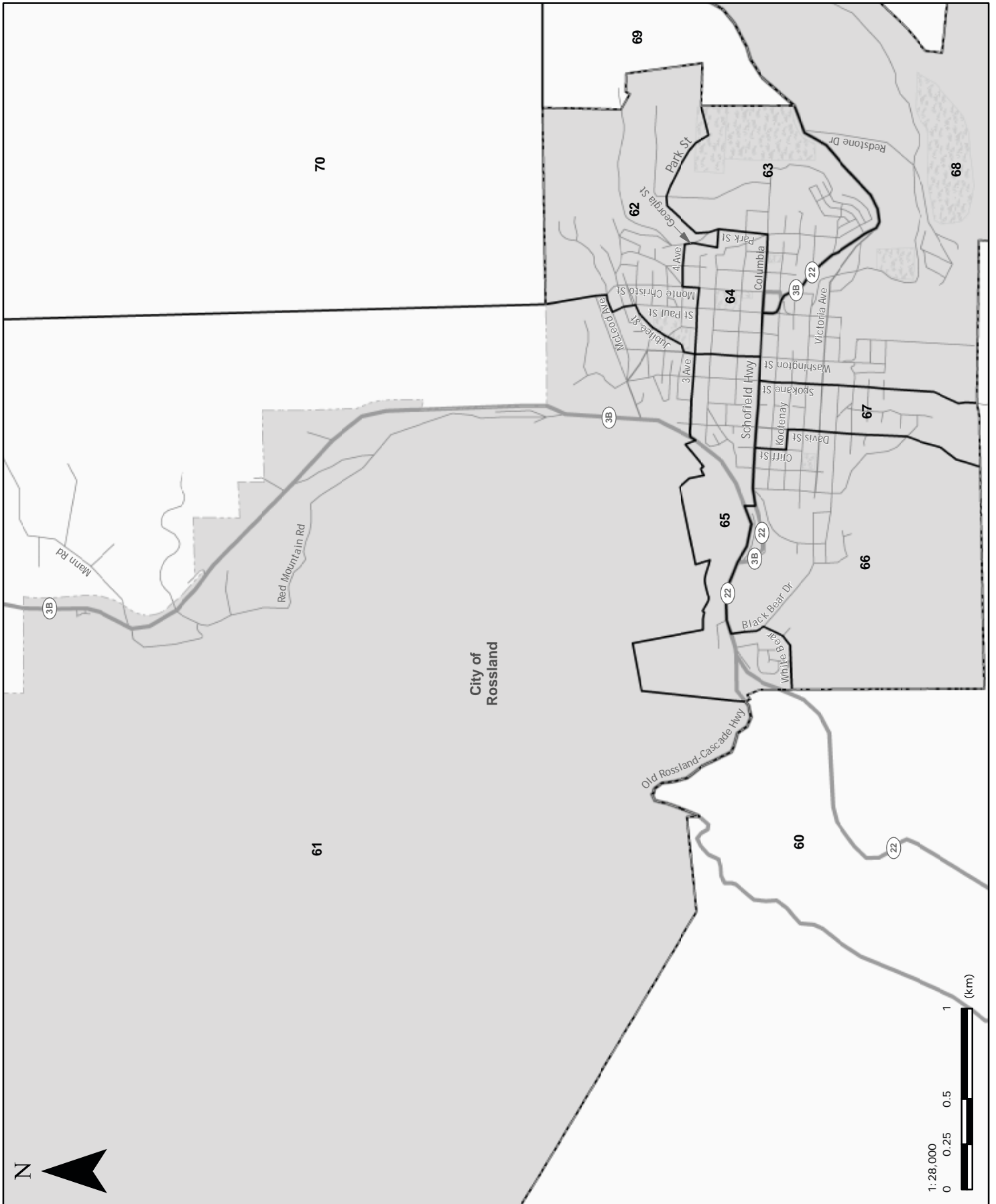
*2 Voting areas 41 and 42 combined

*3 Voting areas 44S, 45S, 64S and 70S combined



**Kootenay West (KOW)
MAP B - Castlegar**







	Brenda Binnie	Katrine Conroy	Zachary Eric Crispin	Andy Morel	Total valid votes	Rejected ballots	Registered voters
	LIB	NDP	COMM	GP			
Advance voting							
Castlegar/Robson Legion 170	200	763	17	62	1,042	3	
Nakusp Legion	109	133	2	40	284	1	
Trail United Church	221	695	17	64	997	1	
General voting							
Voting area							
1	4	21	1	9	35	0	60
2	63	81	4	13	161	0	307
3	53	61	4	20	138	2	331
4	58	74	0	14	146	0	317
5	58	75	18	1	152	1	358
6	54	79	1	10	144	0	311
7S *1	-	-	-	-	-	-	6
8	51	47	2	10	110	0	212
9	52	101	2	57	212	0	314
10	37	81	2	23	143	0	205
11	22	66	1	19	108	0	178
12S *1	-	-	-	-	-	-	27
13	42	52	0	11	105	2	152
14	50	81	0	14	145	0	251
15	33	90	1	30	154	2	287
16	22	57	3	12	94	2	163
17	18	134	5	23	180	1	335
18	15	95	4	10	124	2	222
19	13	167	7	36	223	0	391
20	28	111	1	19	159	0	306
21	16	140	0	44	200	7	375
22	26	158	2	47	233	0	361
23	35	147	4	33	219	0	351
24	16	167	4	32	219	0	417
25	36	125	1	24	186	1	380
26	34	125	1	18	178	1	368
27	13	123	3	18	157	1	305
28	35	122	2	11	170	1	329
29	23	127	1	13	164	1	352
30	16	67	0	12	95	0	356
31	28	63	2	11	104	1	238
32	16	69	0	4	89	0	222
33	30	146	1	8	185	0	351
34	27	105	5	11	148	1	319
35	20	72	3	6	101	1	323
36	18	74	0	8	100	2	325
37S *1	14	59	2	8	83	2	65
38	18	119	0	15	152	0	365
39	24	117	0	8	149	0	392
40	19	128	0	6	153	1	373

Kootenay West (KOW)
Voting results by voting area

Statement of Votes
 39th Provincial General Election
 May 12, 2009

	Brenda Binnie	Katrine Conroy	Zachary Eric Crispin	Andy Morel	Total valid votes	Rejected ballots	Registered voters
Voting area (continued)	LIB	NDP	COMM	GP			
41S *1	-	-	-	-	-	-	43
42	27	82	0	3	112	0	316
43	53	102	0	7	162	1	335
44	20	102	2	8	132	0	309
45	16	89	0	11	116	1	295
46	32	115	1	13	161	0	307
47	53	137	2	8	200	0	369
48S *1	-	-	-	-	-	-	29
49	44	111	0	10	165	0	352
50	48	129	2	10	189	0	363
51	67	106	1	8	182	0	383
52	37	93	2	13	145	0	311
53	59	91	1	9	160	0	352
54	45	143	0	6	194	0	341
55	57	98	1	10	166	0	374
56	37	102	1	5	145	0	316
57	27	58	1	7	93	0	190
58	55	117	1	10	183	0	346
59	33	112	0	7	152	2	284
60	15	30	0	4	49	1	111
61	49	91	1	47	188	2	341
62	46	114	3	45	208	1	336
63	49	78	1	33	161	2	310
64	36	80	1	31	148	1	295
65	33	107	1	28	169	1	335
66	33	110	0	26	169	1	299
67	30	107	1	45	183	2	341
68	24	105	0	47	176	2	334
69	55	116	1	15	187	0	309
70	48	114	1	12	175	2	275
71	39	107	3	11	160	2	292
72	59	147	0	19	225	1	369
73	25	119	2	29	175	1	319
74	40	46	1	13	100	0	314
75	33	109	1	10	153	0	380
76	55	120	2	13	190	1	368
77	37	112	2	8	159	0	378
78S *2	25	108	2	9	144	2	66
79	60	103	0	8	171	1	375
80S *2	-	-	-	-	-	-	64
81S *2	-	-	-	-	-	-	86
82	57	92	2	5	156	1	288
83	67	97	3	9	176	0	293
84	25	104	1	3	133	1	271
85	36	108	0	7	151	0	356
86	17	92	1	12	122	1	317
87S *2	-	-	-	-	-	-	34
88	21	86	1	6	114	0	323
89	17	113	1	11	142	2	344
90	33	94	1	7	135	0	336

	Brenda Binnie	Katrine Conroy	Zachary Eric Crispin	Andy Morel	Total valid votes	Rejected ballots	Registered voters
Voting area (continued)	LIB	NDP	COMM	GP			
91S *2	-	-	-	-	-	-	18
92	14	62	1	9	86	1	328
93	29	59	1	11	100	1	333
94	22	65	1	11	99	0	318
95	17	85	1	10	113	0	329
96	3	24	0	4	31	0	74
97	27	113	0	18	158	0	328
98	53	172	5	23	253	3	449
99	45	142	2	16	205	1	348
100	37	149	0	16	202	0	381
101	28	113	0	12	153	0	326
102	34	125	3	18	180	1	327
103	22	123	3	20	168	2	296
104	33	119	3	7	162	1	302
105	36	110	1	5	152	1	276
106	42	123	2	11	178	0	294
107	21	103	1	6	131	0	234
108	17	32	0	3	52	0	199
Sub totals	3,921	11,632	195	1,692	17,440	80	30,934
s. 98 Special	3	32	3	4	42	3	
s. 99 Absentee - in ED	75	263	2	52	392	1	
s. 100 Absentee - out of ED	18	50	1	15	84	3	
s. 101 Absentee - advance	9	22	0	6	37	0	
s. 104 Voting in DEO office	38	101	1	15	155	0	
s. 106 Voting by mail	8	26	2	7	43	1	
Grand totals	4,072	12,126	204	1,791	18,193	88	30,934
% of valid votes	22.38%	66.65%	1.13%	9.84%			

Summary

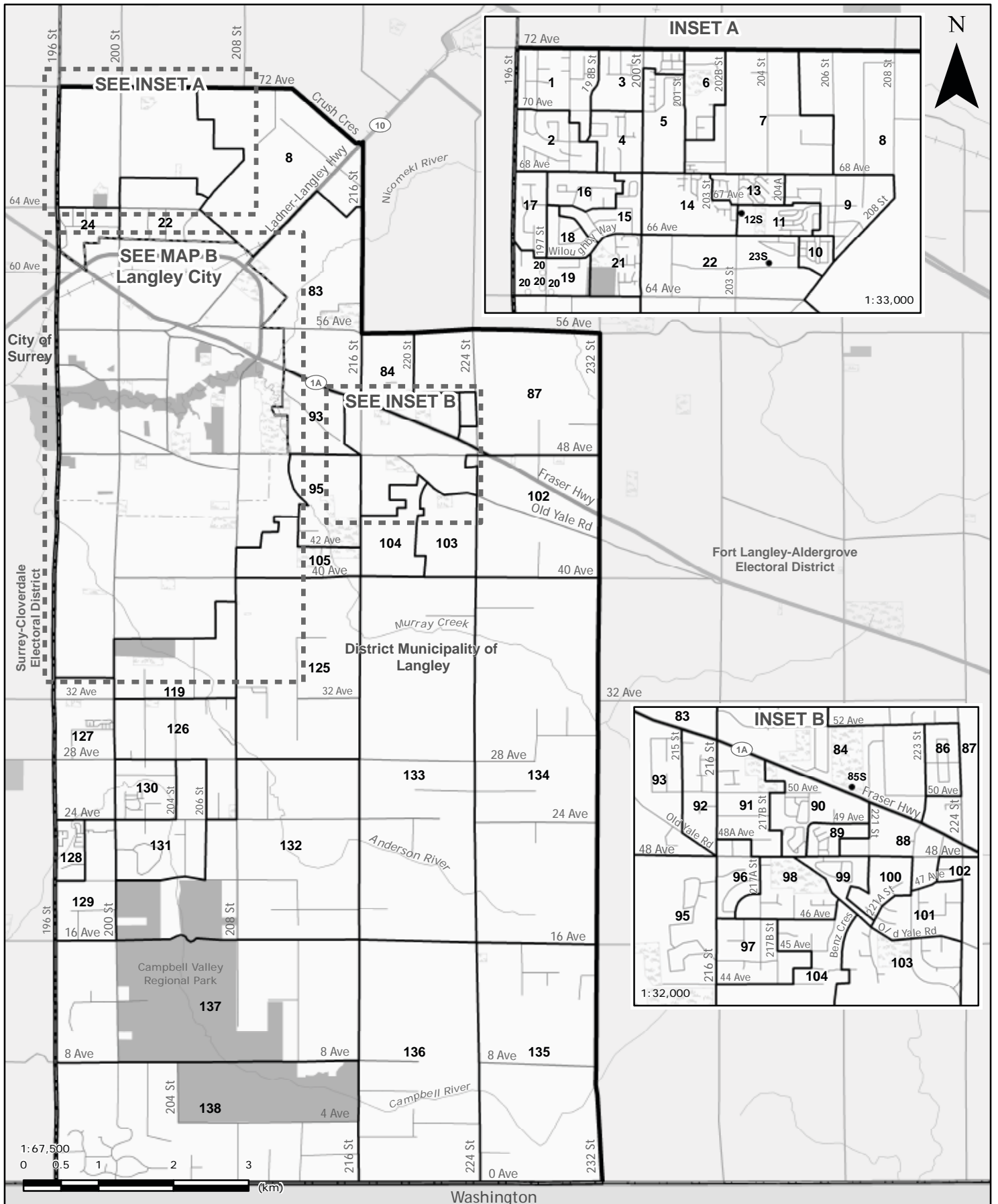
Valid votes - General and advance	17,440	95.86%	Total valid votes
s. 98 Special	42	0.23%	Total valid votes
s. 99 Absentee - in ED	392	2.15%	Total valid votes
s. 100 Absentee - out of ED	84	0.46%	Total valid votes
s. 101 Absentee - advance	37	0.21%	Total valid votes
s. 104 Voting in DEO office	155	0.85%	Total valid votes
s. 106 Voting by mail	43	0.24%	Total valid votes
Total valid votes	18,193		
Rejected ballots	88	0.48%	Ballots cast
Registered voters who voted	18,281	59.10%	Registered voters
Registered voters	30,934		

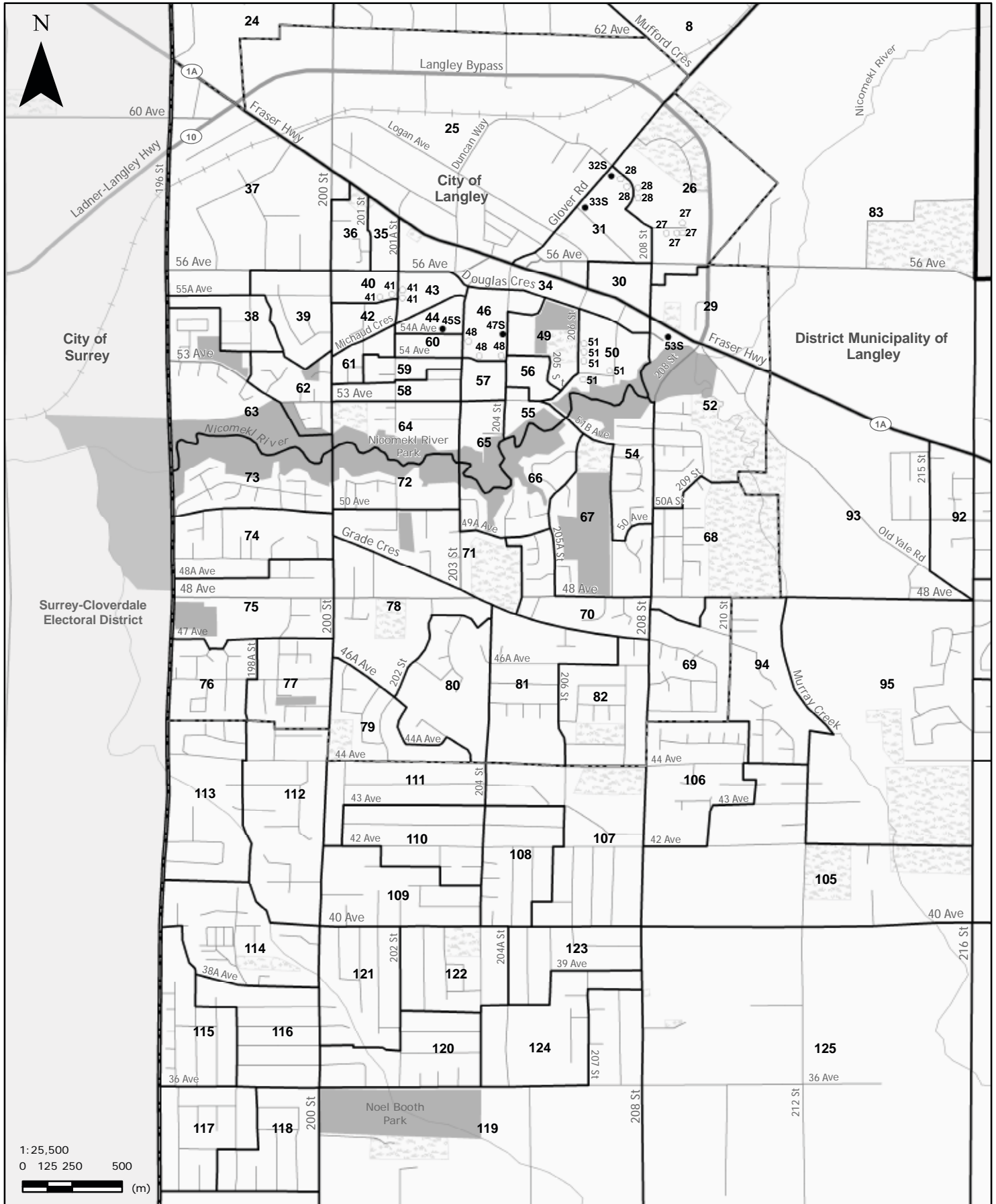
Candidate elected: Katrine Conroy (NDP)

*1 Voting areas 7S, 12S, 37S, 41S and 48S combined

*2 Voting areas 78S, 80S, 81S, 87S and 91S combined

Langley (LLY)
MAP A - Langley Electoral District





Langley (LLY)
Voting results by voting area

Statement of Votes
 39th Provincial General Election
 May 12, 2009

	Ron Abgrall	Mary Polak	Kathleen Stephany	Total valid votes	Rejected ballots	Registered voters
	GP	LIB	NDP			
Advance voting						
George Preston Recreation Centre	115	1,117	640	1,872	5	
Langley United Church	92	894	606	1,592	11	
General voting						
Voting area						
1	5	151	51	207	5	466
2	7	137	39	183	1	436
3	9	79	44	132	1	365
4	4	113	36	153	1	389
5	12	103	73	188	0	440
6	13	100	36	149	0	328
7	13	115	32	160	1	355
8	8	62	28	98	1	303
9	9	83	46	138	0	345
10	9	70	43	122	0	286
11	10	101	41	152	0	328
12S	8	42	25	75	1	112
13	8	84	36	128	3	298
14	14	91	57	162	1	453
15	15	81	88	184	0	383
16	12	95	74	181	1	346
17	21	51	46	118	1	330
18	17	101	65	183	0	350
19	9	99	67	175	2	332
20	10	82	54	146	1	275
21	9	70	53	132	3	327
22	7	28	27	62	0	158
23S	6	48	24	78	0	92
24	11	40	44	95	1	308
25	10	36	33	79	0	298
26	3	57	43	103	1	305
27	7	58	49	114	0	277
28	14	77	50	141	1	367
29	6	77	48	131	0	308
30	8	33	47	88	2	333
31	8	34	58	100	1	325
32S *1	8	53	35	96	0	130
33S *1	-	-	-	-	-	58
34	13	32	26	71	0	326
35	9	37	39	85	1	297
36	11	34	42	87	1	281
37	6	45	44	95	0	332
38	15	51	34	100	1	333
39	14	36	37	87	0	248
40	6	36	42	84	0	303

Voting area (continued)	Ron Abgrall	Mary Polak	Kathleen Stephany	Total valid votes	Rejected ballots	Registered voters
	GP	LIB	NDP			
41	8	33	33	74	0	214
42	11	51	41	103	0	298
43	12	36	32	80	0	284
44	9	33	22	64	0	244
45S *2	-	-	-	-	-	26
46	15	61	88	164	4	279
47S *2	7	36	13	56	1	128
48	6	52	95	153	4	289
49	6	60	53	119	2	319
50	12	17	34	63	2	292
51	7	36	64	107	2	320
52	18	84	54	156	0	330
53S	5	25	31	61	1	65
54	11	94	80	185	0	335
55	12	40	47	99	1	289
56	3	78	64	145	0	328
57	6	36	25	67	0	285
58	11	62	43	116	2	303
59	10	42	39	91	0	321
60	9	47	35	91	0	291
61	6	51	48	105	0	278
62	17	64	79	160	0	345
63	11	100	78	189	2	310
64	7	74	59	140	2	311
65	7	15	43	65	0	235
66	23	81	75	179	0	348
67	11	62	74	147	1	289
68	16	105	34	155	2	327
69	15	127	39	181	3	361
70	18	90	58	166	0	341
71	9	99	61	169	1	307
72	9	74	59	142	0	332
73	6	124	48	178	2	366
74	5	107	48	160	1	359
75	15	81	62	158	5	324
76	15	80	55	150	0	337
77	16	80	69	165	0	298
78	7	70	67	144	1	327
79	23	74	78	175	0	355
80	15	96	61	172	2	363
81	10	105	35	150	0	327
82	10	101	68	179	0	363
83	4	104	58	166	2	315
84	10	130	48	188	0	332
85S	8	37	34	79	2	198
86	10	115	36	161	0	334
87	10	64	33	107	1	244
88	7	56	33	96	0	243
89	9	92	63	164	0	326
90	12	102	47	161	2	312

Langley (LLY)
Voting results by voting area

Statement of Votes
 39th Provincial General Election
 May 12, 2009

	Ron Abgrall	Mary Polak	Kathleen Stephany	Total valid votes	Rejected ballots	Registered voters
Voting area (continued)	GP	LIB	NDP			
91	11	95	40	146	2	318
92	7	72	48	127	0	297
93	17	85	48	150	0	280
94	9	134	50	193	0	351
95	21	109	53	183	0	393
96	5	95	24	124	0	272
97	9	122	45	176	0	386
98	9	110	32	151	1	307
99	9	105	40	154	0	295
100	5	88	70	163	0	353
101	8	123	62	193	2	329
102	11	92	36	139	0	303
103	16	151	59	226	1	370
104	9	133	36	178	0	341
105	13	103	27	143	2	357
106	14	110	38	162	0	356
107	11	70	62	143	0	351
108	6	84	70	160	1	338
109	19	104	48	171	0	299
110	19	81	50	150	0	336
111	14	85	79	178	0	313
112	24	108	77	209	1	382
113	6	99	61	166	0	373
114	13	66	77	156	1	317
115	16	91	63	170	0	342
116	18	92	65	175	0	356
117	9	140	71	220	0	364
118	19	82	64	165	1	353
119	11	74	33	118	0	310
120	10	103	54	167	3	353
121	16	94	56	166	3	358
122	7	85	75	167	1	314
123	19	68	49	136	3	317
124	13	76	57	146	1	301
125	9	77	32	118	0	308
126	14	98	33	145	0	335
127	5	76	76	157	0	316
128	9	85	87	181	3	349
129	15	92	45	152	0	291
130	10	66	73	149	0	335
131	10	121	66	197	0	349
132	15	116	44	175	2	331
133	11	82	56	149	1	325
134	7	75	33	115	1	301
135	18	63	27	108	1	263
136	7	67	40	114	1	288
137	6	96	44	146	1	302
138	18	100	50	168	1	367
Sub totals	1,687	12,759	8,070	22,516	130	42,918

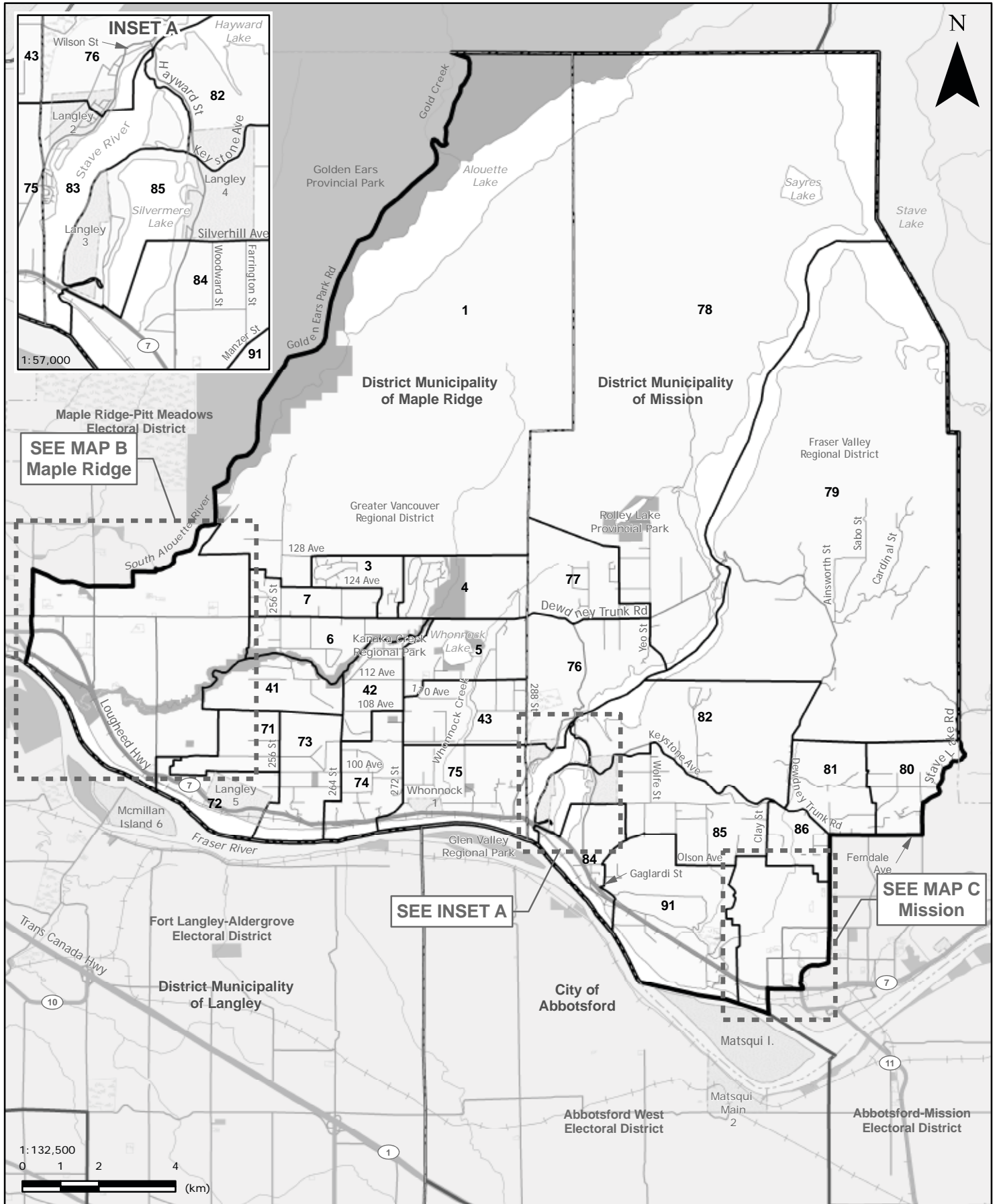
	Ron Abgrall	Mary Polak	Kathleen Stephany	Total valid votes	Rejected ballots	Registered voters
	GP	LIB	NDP			
s. 98 Special	9	35	31	75	4	
s. 99 Absentee - in ED	62	291	198	551	6	
s. 100 Absentee - out of ED	24	80	52	156	13	
s. 101 Absentee - advance	5	23	17	45	1	
s. 104 Voting in DEO office	6	73	29	108	2	
s. 106 Voting by mail	0	21	14	35	0	
Grand totals	1,793	13,282	8,411	23,486	156	42,918
% of valid votes	7.64%	56.55%	35.81%			

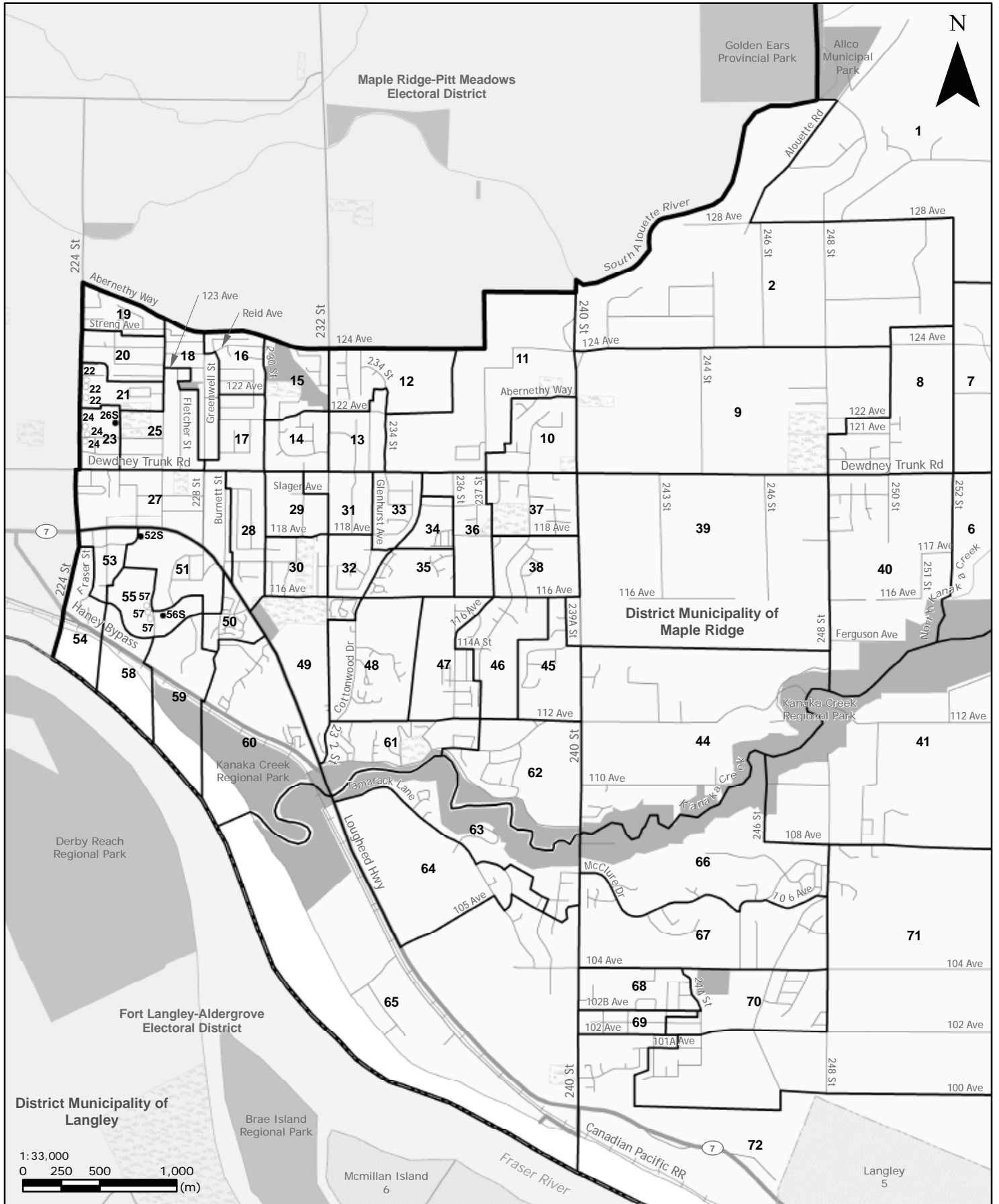
Summary			
Valid votes - General and advance	22,516	95.87%	Total valid votes
s. 98 Special	75	0.32%	Total valid votes
s. 99 Absentee - in ED	551	2.35%	Total valid votes
s. 100 Absentee - out of ED	156	0.66%	Total valid votes
s. 101 Absentee - advance	45	0.19%	Total valid votes
s. 104 Voting in DEO office	108	0.46%	Total valid votes
s. 106 Voting by mail	35	0.15%	Total valid votes
Total valid votes	23,486		
Rejected ballots	156	0.66%	Ballots cast
Registered voters who voted	23,642	55.09%	Registered voters
Registered voters	42,918		
Candidate elected:	Mary Polak (LIB)		

*1 Voting areas 32S and 33S combined

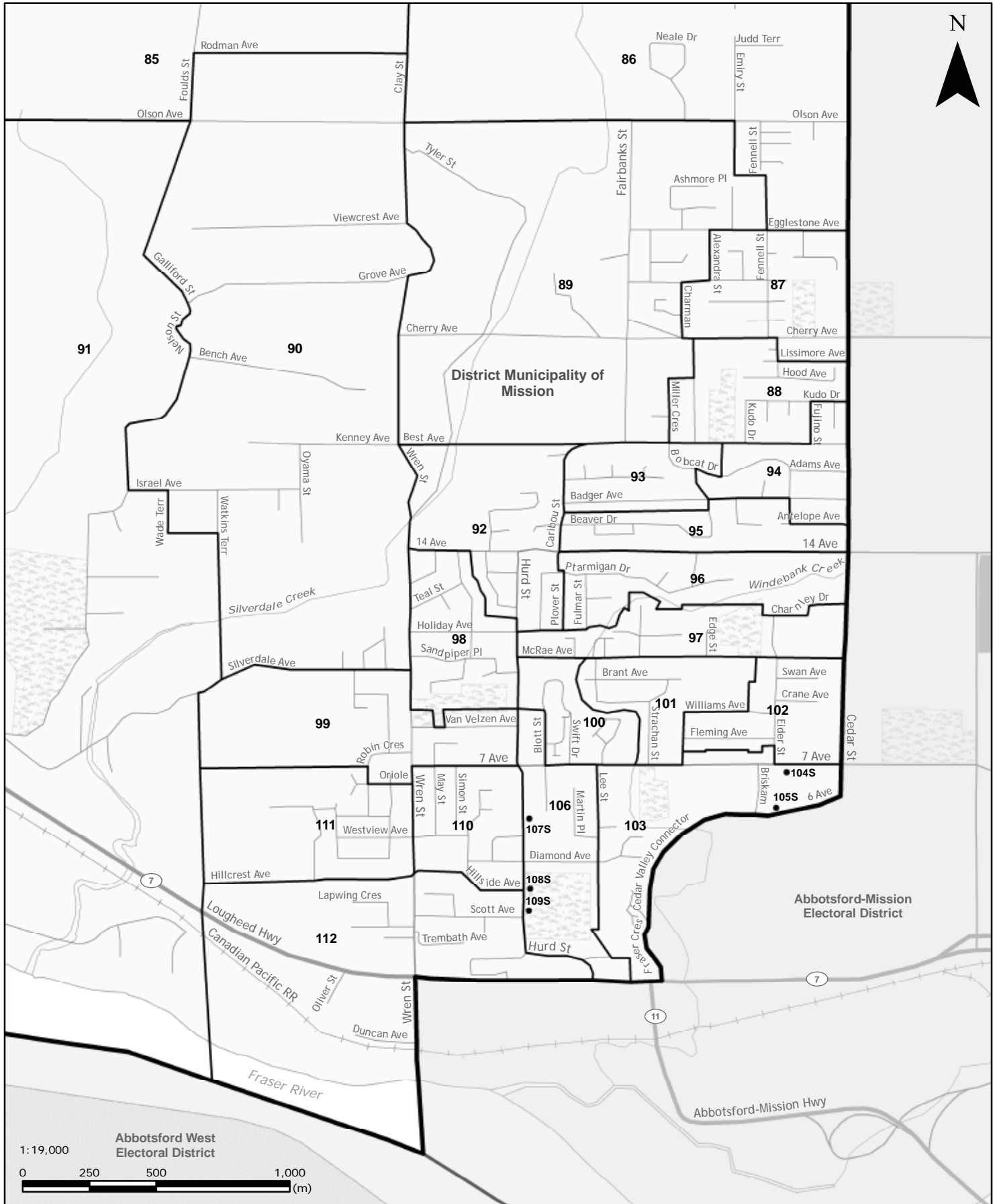
*2 Voting areas 45S and 47S combined

Maple Ridge-Mission (MRM)
MAP A - Maple Ridge-Mission Electoral District





**Maple Ridge-Mission (MRM)
MAP C - Mission**



Maple Ridge-Mission (MRM)
Voting results by voting area

	Mike Bocking NDP	Marc H. J. Dalton LIB	Mike Gildersleeve GP	Ian Anthony Vaughan RP	Total valid votes	Rejected ballots	Registered voters
Advance voting							
Golden Ears Winter Club	685	1,164	117	16	1,982	7	
Mount Calvary Lutheran Church	362	343	47	11	763	3	
General voting							
Voting area							
1	70	104	9	3	186	1	338
2	53	106	12	3	174	0	352
3	64	115	11	0	190	0	402
4	59	71	19	5	154	0	354
5	90	90	14	5	199	1	332
6	67	71	10	7	155	1	322
7	80	70	7	3	160	0	350
8	95	76	12	6	189	0	359
9	83	49	11	3	146	0	319
10	58	78	12	2	150	1	340
11	63	63	17	6	149	0	377
12	71	66	15	2	154	2	342
13	84	58	7	5	154	0	324
14	71	73	10	2	156	1	348
15	69	68	4	2	143	0	297
16	82	67	11	1	161	0	332
17	71	57	14	2	144	1	308
18	66	49	8	4	127	0	324
19	60	61	18	1	140	1	340
20	81	38	15	0	134	1	337
21	66	79	10	1	156	0	291
22	19	13	2	2	36	0	124
23	69	50	5	4	128	1	308
24	97	87	7	1	192	3	303
25	58	37	14	4	113	0	312
26S *4	-	-	-	-	-	-	52
27	38	42	5	3	88	0	279
28	87	55	15	4	161	0	337
29	95	64	18	2	179	0	343
30	89	60	20	2	171	6	328
31	64	48	17	1	130	0	299
32	48	58	4	1	111	1	260
33	90	80	10	2	182	0	322
34	45	43	15	5	108	0	309
35	58	41	4	2	105	0	277
36	75	58	5	0	138	0	269
37	63	87	13	2	165	0	337
38	89	111	6	5	211	1	396
39	63	67	12	1	143	1	338
40	81	89	19	0	189	0	381

Maple Ridge-Mission (MRM)
Voting results by voting area

Statement of Votes
 39th Provincial General Election
 May 12, 2009

Voting area (continued)	Mike Bocking	Marc H. J. Dalton	Mike Gildersleeve	Ian Anthony Vaughan	Total valid votes	Rejected ballots	Registered voters
	NDP	LIB	GP	RP			
41	54	64	9	3	130	0	298
42	74	83	13	4	174	0	334
43	85	87	16	1	189	0	352
44	44	62	6	2	114	0	341
45	65	72	5	1	143	1	352
46	55	85	7	0	147	0	389
47	59	93	12	3	167	0	399
48	60	88	20	1	169	1	363
49	68	39	7	1	115	0	330
50	70	46	9	3	128	0	330
51	70	53	16	3	142	1	356
52S *1	33	15	5	4	57	2	30
53	41	28	6	1	76	0	281
54	51	40	9	3	103	1	337
55	84	86	12	0	182	1	301
56S *1	-	-	-	-	-	-	122
57	56	88	3	0	147	2	249
58	63	66	15	4	148	1	255
59	65	97	11	6	179	0	291
60	68	59	9	1	137	0	381
61	63	85	13	1	162	0	402
62	91	52	8	1	152	0	362
63	69	109	7	1	186	1	406
64	54	82	6	4	146	1	361
65	50	79	8	0	137	0	347
66	50	133	8	3	194	0	439
67	38	133	11	6	188	0	394
68	46	74	12	1	133	1	320
69	68	88	9	0	165	1	354
70	70	111	12	2	195	1	428
71	86	76	11	0	173	1	387
72	59	76	6	4	145	0	298
73	78	78	9	2	167	0	320
74	49	62	15	1	127	0	292
75	82	70	21	2	175	0	351
76	57	49	11	0	117	0	239
77	88	54	13	2	157	0	294
78	60	76	8	2	146	0	282
79	40	45	11	2	98	0	300
80	70	92	20	1	183	0	329
81	43	60	5	2	110	1	310
82	51	39	4	9	103	1	334
83	101	43	12	3	159	1	432
84	78	84	10	3	175	3	332
85	61	75	15	5	156	0	344
86	56	75	10	3	144	1	380
87	66	51	11	4	132	0	380
88	68	63	10	6	147	1	377
89	99	59	11	2	171	3	361
90	58	56	15	4	133	1	360

Maple Ridge-Mission (MRM)
Voting results by voting area

Voting area (continued)	Mike Bocking	Marc H. J. Dalton	Mike Gildersleeve	Ian Anthony Vaughan	Total valid votes	Rejected ballots	Registered voters
	NDP	LIB	GP	RP			
91	40	90	8	10	148	0	331
92	65	47	16	3	131	1	350
93	63	63	5	3	134	1	308
94	88	43	13	3	147	2	355
95	68	38	13	3	122	1	348
96	96	36	10	3	145	0	342
97	83	47	12	3	145	0	343
98	71	53	17	3	144	2	338
99	95	55	11	0	161	1	354
100	68	41	12	7	128	0	318
101	64	29	6	5	104	0	342
102	80	20	12	4	116	0	343
103	67	31	6	2	106	0	308
104S *2	31	21	1	1	54	0	60
105S *2	-	-	-	-	-	-	38
106	58	31	3	2	94	0	301
107S *3	33	35	1	4	73	6	69
108S *3	-	-	-	-	-	-	54
109S *4	23	16	6	4	49	0	67
110	54	34	13	1	102	0	307
111	87	43	9	3	142	0	348
112	70	34	13	2	119	0	308
Sub totals	8,196	8,393	1,300	314	18,203	75	35,200
s. 98 Special	18	7	2	1	28	0	
s. 99 Absentee - in ED	192	160	36	3	391	18	
s. 100 Absentee - out of ED	171	117	36	3	327	42	
s. 101 Absentee - advance	69	45	6	1	121	3	
s. 104 Voting in DEO office	75	77	6	3	161	7	
s. 106 Voting by mail	13	3	1	0	17	2	
Grand totals	8,734	8,802	1,387	325	19,248	147	35,200
% of valid votes	45.38%	45.73%	7.21%	1.68%			

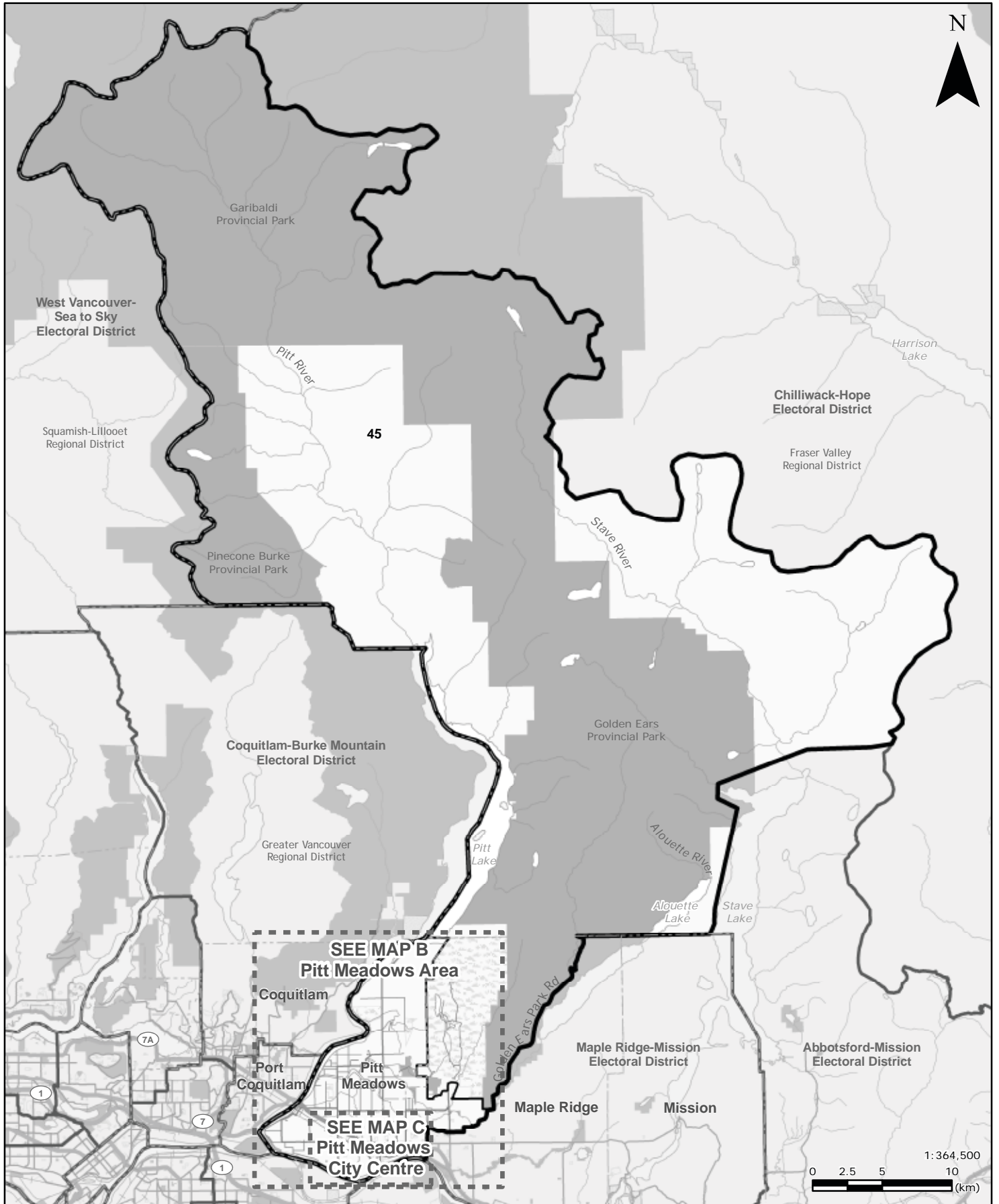
Maple Ridge-Mission (MRM)
Voting results by voting area

Summary

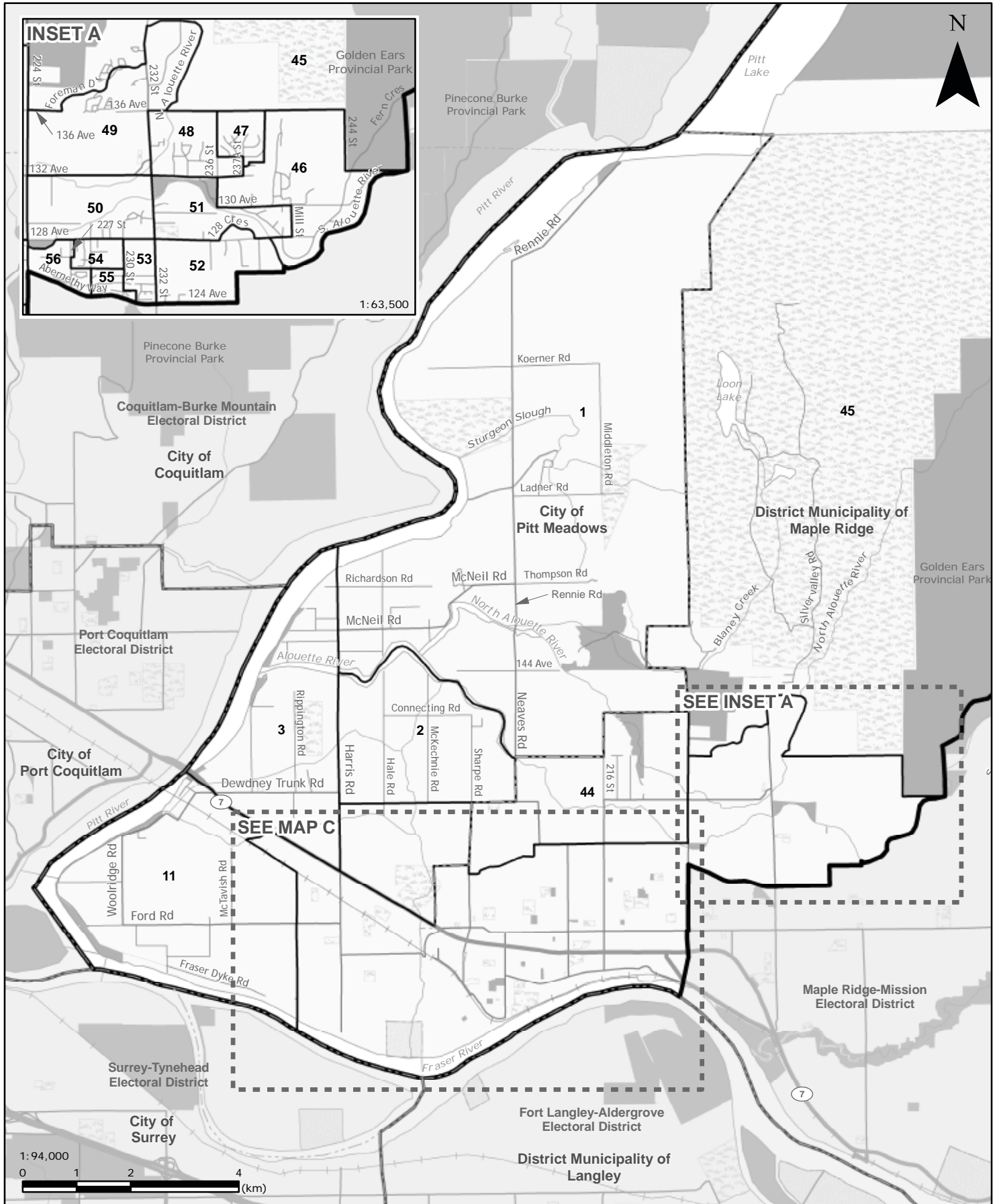
Valid votes - General and advance	18,203	94.57%	Total valid votes
s. 98 Special	28	0.15%	Total valid votes
s. 99 Absentee - in ED	391	2.03%	Total valid votes
s. 100 Absentee - out of ED	327	1.70%	Total valid votes
s. 101 Absentee - advance	121	0.63%	Total valid votes
s. 104 Voting in DEO office	161	0.84%	Total valid votes
s. 106 Voting by mail	17	0.08%	Total valid votes
Total valid votes	19,248		
Rejected ballots	147	0.76%	Ballots cast
Registered voters who voted	19,395	55.10%	Registered voters
Registered voters	35,200		

Candidate elected: Marc H. J. Dalton (LIB)


- *1 Voting areas 52S and 56S combined
- *2 Voting areas 104S and 105S combined
- *3 Voting areas 107S and 108S combined
- *4 Voting areas 26S and 109S combined



**Maple Ridge-Pitt Meadows (MRP)
MAP B - Pitt Meadows Area**



1:94,000





Maple Ridge-Pitt Meadows (MRP)
Voting results by voting area

Statement of Votes
 39th Provincial General Election
 May 12, 2009

	Jay Ariken	Robert Hornsey	Chum Richardson	Michael Sather	Ken Stewart	Total valid votes	Rejected ballots	Registered voters
	REFD	GP	IND	NDP	LIB			
Advance voting								
Pitt Meadows Family Recreation Hall	10	82	11	700	886	1,689	7	
St. Andrew's United Church Hall	12	75	25	1,044	1,045	2,201	4	
General voting								
Voting area								
1	0	11	1	51	72	135	0	317
2	0	1	1	30	48	80	0	172
3	2	1	1	63	73	140	1	314
4	1	4	1	52	96	154	0	404
5	1	9	2	84	95	191	0	333
6	1	10	1	94	60	166	0	310
7	0	8	0	82	66	156	0	311
8	0	9	0	90	74	173	3	372
9	0	11	2	47	29	89	0	273
10	0	7	1	61	41	110	1	263
11	0	6	0	61	76	143	1	345
12	1	7	4	69	91	172	0	329
13	1	12	0	74	79	166	1	332
14	0	11	2	75	69	157	0	316
15	1	8	1	46	20	76	0	298
16	0	8	0	69	62	139	0	318
17	1	12	0	36	23	72	0	214
18	0	3	0	45	36	84	0	310
19	3	11	1	92	62	169	0	325
20	0	7	0	90	71	168	0	349
21	1	5	0	53	39	98	0	235
22	3	9	1	64	45	122	0	293
23	1	10	1	64	66	142	1	310
24	1	7	2	62	70	142	0	311
25	0	3	0	87	92	182	0	374
26	0	11	1	54	53	119	1	344
27	1	8	2	73	26	110	1	361
28	1	3	0	39	50	93	0	354
29	1	7	1	56	78	143	1	347
30	1	9	3	61	72	146	0	368
31	1	10	1	59	80	151	1	390
32	0	11	0	55	92	158	0	347
33	0	8	2	81	85	176	1	332
34	1	7	0	44	97	149	0	365
35	0	5	0	47	104	156	0	396
36	0	9	1	40	69	119	1	396
37	0	11	2	75	57	145	0	332
38	2	4	6	70	48	130	0	307
39	0	19	2	88	70	179	2	339
40	0	11	3	85	66	165	1	369

Maple Ridge-Pitt Meadows (MRP)
Voting results by voting area

	Jay Ariken	Robert Hornsey	Chum Richardson	Michael Sather	Ken Stewart	Total valid votes	Rejected ballots	Registered voters
Voting area (continued)	REFD	GP	IND	NDP	LIB			
41	3	6	1	70	63	143	2	323
42	1	9	3	74	79	166	1	360
43	2	7	6	63	79	157	1	365
44	2	6	3	35	51	97	1	306
45	0	12	2	65	117	196	0	420
46	1	12	2	76	129	220	0	452
47	5	12	1	65	102	185	0	405
48	2	8	3	47	96	156	0	364
49	0	9	3	67	95	174	1	392
50	3	11	0	54	91	159	1	343
51	1	9	1	62	76	149	0	338
52	2	7	1	62	94	166	1	344
53	5	6	0	46	87	144	0	319
54	0	5	1	60	83	149	4	357
55	1	12	0	53	64	130	1	342
56	1	4	1	45	58	109	0	320
57	2	9	2	86	65	164	0	362
58	3	10	1	95	108	217	2	393
59	0	7	3	92	75	177	0	336
60	1	14	2	83	72	172	0	366
61	1	13	1	81	117	213	1	363
62	1	15	0	75	74	165	0	349
63	0	8	2	86	73	169	1	323
64	0	5	1	71	84	161	3	331
65	0	8	2	52	88	150	0	354
66	0	4	2	53	83	142	1	286
67	1	9	4	89	88	191	0	357
68	1	6	1	49	78	135	1	334
69	3	6	4	86	64	163	0	321
70	0	5	4	77	46	132	0	351
71	0	7	1	71	52	131	4	318
72	3	11	1	92	76	183	0	345
73	0	13	1	96	37	147	0	283
74	0	9	1	77	59	146	0	349
75	2	12	2	77	55	148	1	367
76	0	7	2	77	87	173	0	353
77	0	5	1	68	92	166	1	368
78	1	16	0	84	48	149	2	338
79	0	3	1	71	60	135	0	373
80	1	6	0	65	60	132	0	373
81	0	11	2	86	50	149	1	373
82	1	5	0	61	24	91	0	280
83	4	5	1	84	41	135	0	307
84S *1	0	2	1	25	39	67	3	113
85	3	9	0	69	30	111	0	279
86	0	2	2	32	26	62	0	283
87	2	14	2	45	18	81	1	285
88	4	5	2	63	36	110	1	308
89S *1	-	-	-	-	-	-	-	0
90	2	15	1	58	46	122	2	336

Maple Ridge-Pitt Meadows (MRP)
Voting results by voting area

Statement of Votes
 39th Provincial General Election
 May 12, 2009

	Jay Ariken	Robert Hornsey	Chum Richardson	Michael Sather	Ken Stewart	Total valid votes	Rejected ballots	Registered voters
Voting area (continued)	REFD	GP	IND	NDP	LIB			
91	1	3	2	61	35	102	0	317
92	1	12	1	74	63	151	0	368
93	0	5	1	85	39	130	0	311
94	1	9	1	68	41	120	2	270
95	0	8	3	66	30	107	1	302
96	0	10	0	79	52	141	0	303
97	0	11	3	74	38	126	1	255
98	2	11	1	83	78	175	0	324
99	2	11	1	74	65	153	2	364
100	1	13	1	88	66	169	0	345
101	0	5	2	59	24	90	0	270
102	0	6	1	92	75	174	0	335
103	1	10	3	99	56	169	0	329
104	1	11	1	75	52	140	0	299
105	0	8	1	78	54	141	0	324
106	1	11	0	80	61	153	0	311
107S *2	2	5	4	45	22	78	8	141
108S *2	-	-	-	-	-	-	-	26
109	3	1	1	75	85	165	2	315
110	0	9	3	60	84	156	1	364
111	0	2	1	59	32	94	0	272
112	2	10	0	84	44	140	1	323
113	0	3	3	63	54	123	3	321
114	0	7	0	26	33	66	0	245
Sub totals	131	1,072	194	9,279	9,131	19,807	87	36,716
s. 98 Special	1	2	0	32	9	44	1	
s. 99 Absentee - in ED	7	47	7	294	206	561	3	
s. 100 Absentee - out of ED	0	9	0	78	48	135	34	
s. 101 Absentee - advance	0	3	0	25	21	49	2	
s. 104 Voting in DEO office	1	12	1	55	63	132	5	
s. 106 Voting by mail	0	4	0	9	20	33	0	
Grand totals	140	1,149	202	9,772	9,498	20,761	132	36,716
% of valid votes	0.68%	5.53%	0.97%	47.07%	45.75%			

Summary

Valid votes - General and advance	19,807	95.40%	Total valid votes
s. 98 Special	44	0.21%	Total valid votes
s. 99 Absentee - in ED	561	2.70%	Total valid votes
s. 100 Absentee - out of ED	135	0.65%	Total valid votes
s. 101 Absentee - advance	49	0.24%	Total valid votes
s. 104 Voting in DEO office	132	0.64%	Total valid votes
s. 106 Voting by mail	33	0.16%	Total valid votes

Total valid votes 20,761

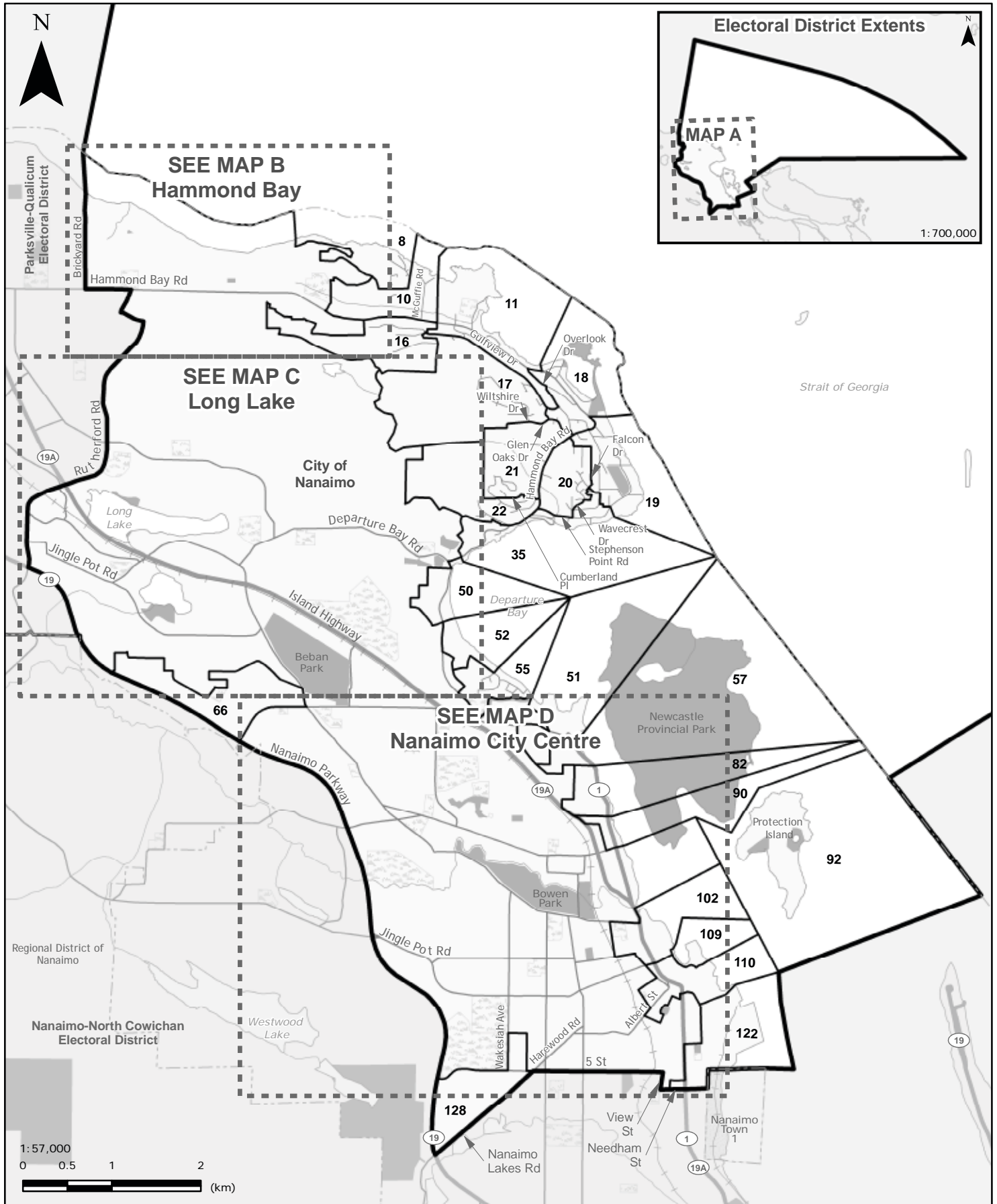
Rejected ballots 132 0.63% Ballots cast
Registered voters who voted 20,893 56.90% Registered voters

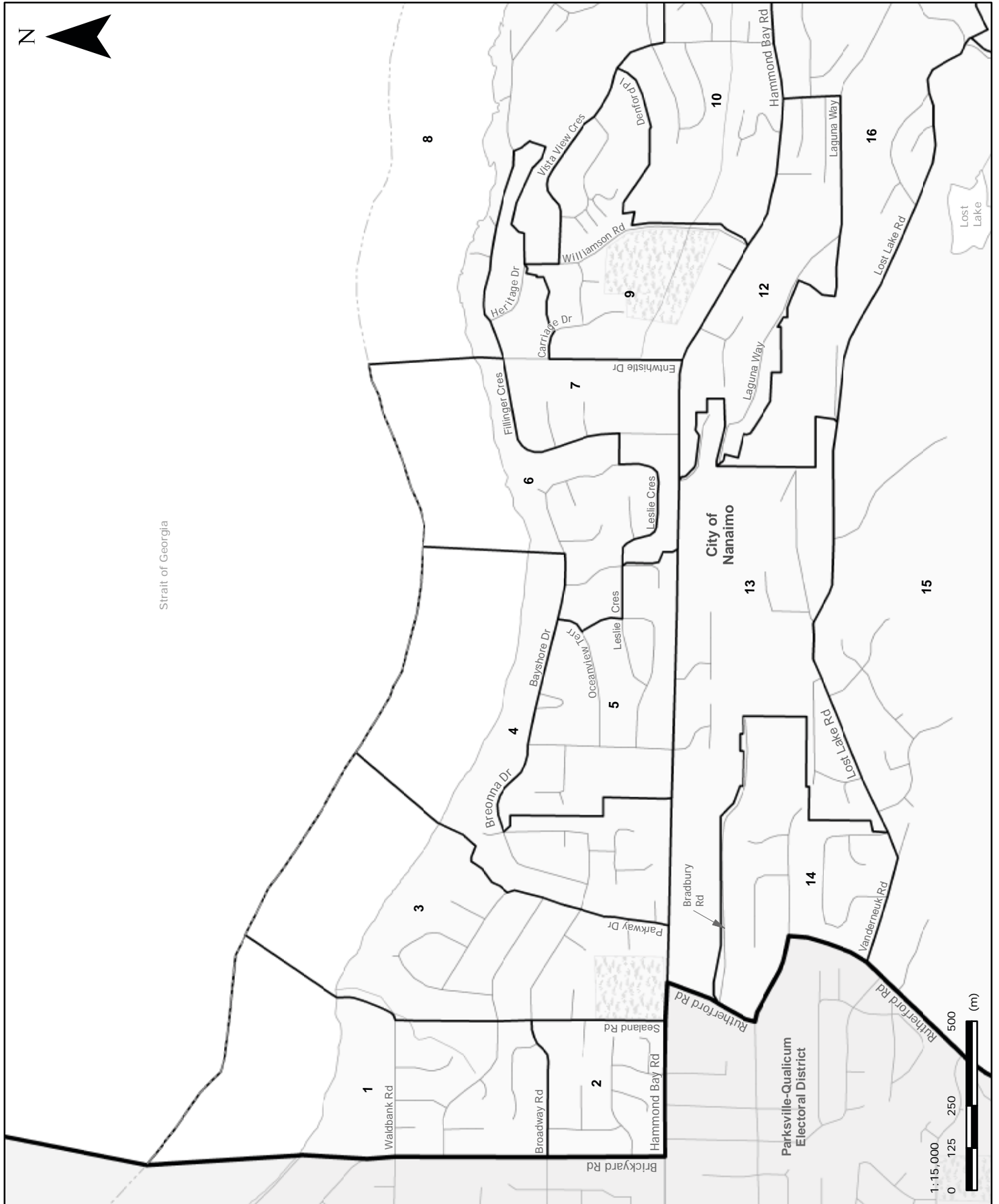
Registered voters 36,716

Candidate elected: Michael Sather (NDP)

*1 Voting areas 84S and 89S combined
*2 Voting areas 107S and 108S combined

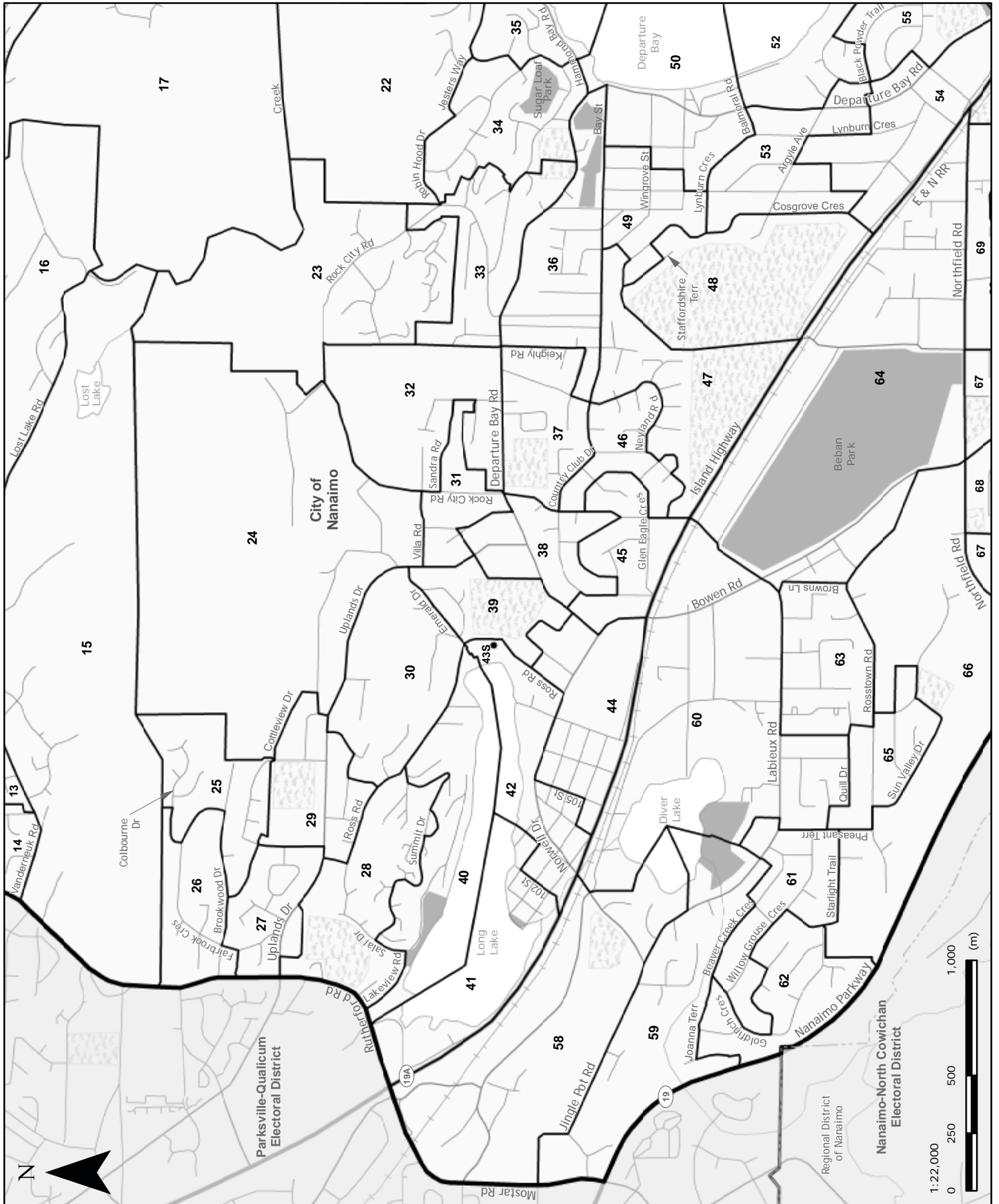
Nanaimo (NAN)
MAP A - Nanaimo Electoral District

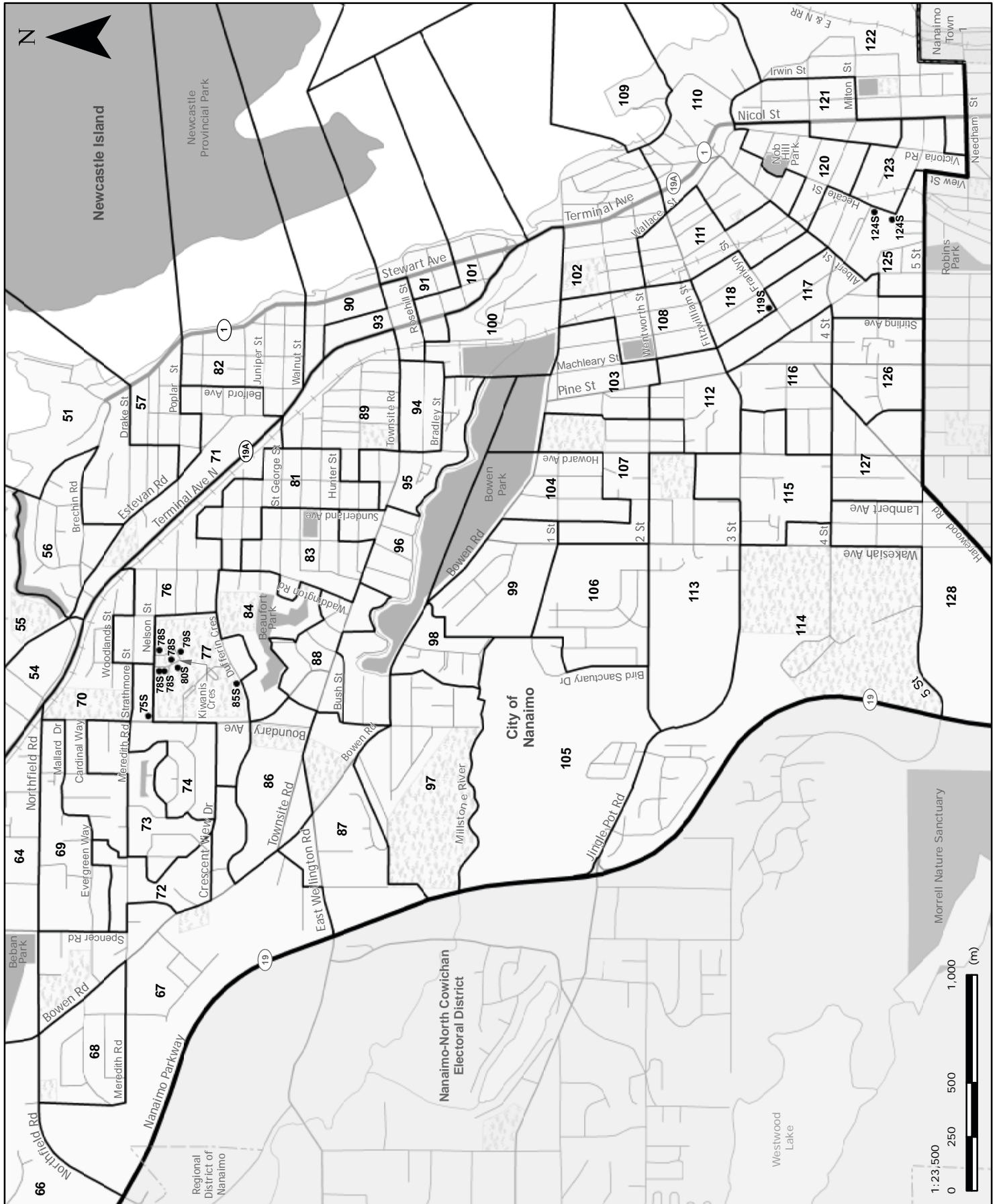




**Nanaimo (NAN)
MAP C - Long Lake**

Statement of Votes
39th Provincial General Election
May 12, 2009





Nanaimo (NAN)
Voting results by voting area

Statement of Votes
 39th Provincial General Election
 May 12, 2009

	Dirk Becker	Leonard Krog	Jeet Manhas	Linden Robert Shaw	Total valid votes	Rejected ballots	Registered voters
	GP	NDP	LIB	REFD			
Advance voting							
Royal Canadian Legion 256	248	1,840	1,463	36	3,587	15	
General voting							
Voting area							
1	10	87	103	0	200	0	363
2	15	71	97	1	184	1	320
3	16	93	79	4	192	0	339
4	10	70	114	0	194	0	334
5	12	73	99	1	185	1	341
6	9	65	94	0	168	0	312
7	15	73	84	1	173	0	324
8	9	57	132	1	199	3	336
9	13	78	98	6	195	2	348
10	19	68	73	3	163	2	351
11	11	60	105	1	177	0	340
12	24	81	56	4	165	1	337
13	13	88	65	2	168	3	326
14	14	63	88	2	167	0	338
15	11	79	92	2	184	4	383
16	19	78	87	3	187	3	394
17	11	35	101	0	147	0	300
18	15	84	75	0	174	3	314
19	14	87	79	0	180	0	342
20	16	74	77	5	172	0	327
21	14	60	62	2	138	0	296
22	13	78	101	1	193	2	360
23	10	71	91	1	173	1	355
24	10	79	47	3	139	3	328
25	14	92	72	3	181	0	337
26	17	77	58	4	156	1	321
27	8	87	73	1	169	2	330
28	13	74	68	2	157	0	341
29	15	96	57	1	169	0	339
30	15	94	59	0	168	0	356
31	5	60	26	0	91	0	167
32	15	107	50	6	178	1	428
33	20	111	69	2	202	0	380
34	28	87	67	2	184	0	355
35	30	75	115	3	223	0	375
36	12	91	50	2	155	0	369
37	9	99	83	1	192	1	354
38	12	80	47	2	141	0	315
39	14	71	36	2	123	0	306
40	10	64	76	2	152	1	323

Voting area (continued)	Dirk Becker	Leonard Krog	Jeet Manhas	Linden Robert Shaw	Total valid votes	Rejected ballots	Registered voters
	GP	NDP	LIB	REFD			
41	8	68	49	1	126	0	293
42	8	59	54	4	125	1	276
43S	8	35	74	1	118	1	157
44	8	60	41	0	109	0	274
45	11	78	55	1	145	1	332
46	10	74	71	3	158	5	329
47	10	94	101	0	205	0	352
48	12	60	64	3	139	0	292
49	19	88	59	0	166	0	287
50	17	73	68	0	158	0	330
51	20	81	30	5	136	1	299
52	16	63	65	2	146	1	350
53	19	77	61	1	158	0	299
54	16	97	48	0	161	0	313
55	12	57	58	3	130	0	317
56	9	68	43	2	122	0	280
57	22	87	46	0	155	0	297
58	9	58	42	0	109	0	321
59	8	64	38	2	112	0	328
60	9	77	42	6	134	3	360
61	4	87	45	1	137	0	330
62	9	79	54	1	143	0	348
63	11	101	51	0	163	1	346
64	7	40	16	2	65	0	221
65	7	82	54	0	143	1	330
66	15	78	56	2	151	1	390
67	11	67	26	0	104	0	289
68	5	89	35	2	131	0	310
69	16	124	16	1	157	0	350
70	14	97	38	2	151	0	358
71	11	69	35	4	119	2	278
72	9	80	31	1	121	0	322
73	11	103	47	0	161	2	351
74	9	83	35	1	128	0	338
75S	6	14	4	2	26	0	87
76	21	84	28	1	134	0	317
77	6	61	14	1	82	1	280
78S *1	-	-	-	-	-	-	74
79S *1	-	-	-	-	-	-	72
80S *1	7	52	28	1	88	2	38
81	14	109	31	2	156	0	371
82	16	71	30	0	117	1	300
83	21	80	29	1	131	0	355
84	5	54	24	3	86	0	318
85S	9	22	8	3	42	3	122
86	8	68	32	4	112	1	309
87	8	49	19	0	76	0	261
88	16	78	25	5	124	0	314
89	18	90	47	1	156	1	348
90	12	76	52	2	142	0	346

Nanaimo (NAN)
Voting results by voting area

Statement of Votes
 39th Provincial General Election
 May 12, 2009

Voting area (continued)	Dirk Becker	Leonard Krog	Jeet Manhas	Linden Robert Shaw	Total valid votes	Rejected ballots	Registered voters
	GP	NDP	LIB	REFD			
91	14	98	69	2	183	1	318
92	20	104	21	1	146	1	287
93	13	87	45	2	147	0	313
94	12	50	18	3	83	0	310
95	7	62	19	0	88	1	297
96	13	76	22	1	112	0	340
97	14	87	28	1	130	1	334
98	9	66	15	3	93	0	224
99	8	67	34	4	113	0	278
100	8	45	18	1	72	0	300
101	8	55	49	0	112	1	333
102	8	41	15	1	65	2	221
103	22	92	25	1	140	0	325
104	12	81	39	3	135	0	281
105	14	69	49	3	135	1	282
106	11	87	40	2	140	0	413
107	17	68	26	2	113	2	314
108	11	76	35	2	124	1	348
109	12	49	81	1	143	3	332
110	18	41	16	1	76	0	260
111	18	89	30	1	138	0	342
112	18	73	27	0	118	0	335
113	19	71	19	0	109	2	354
114	22	71	44	5	142	0	318
115	17	75	27	2	121	0	291
116	13	88	18	2	121	0	292
117	11	81	15	2	109	1	317
118	12	80	21	2	115	0	276
119S *2	12	28	14	6	60	2	129
120	14	83	18	2	117	0	284
121	10	41	15	1	67	0	280
122	16	41	6	1	64	0	264
123	11	68	15	3	97	0	283
124S *2	-	-	-	-	-	-	45
125	9	81	13	2	105	0	283
126	16	73	11	2	102	1	363
127	21	103	10	1	135	0	378
128	5	83	17	0	105	1	266
Sub totals	1,860	11,092	7,571	255	20,778	100	39,273
s. 98 Special	7	21	13	0	41	1	
s. 99 Absentee - in ED	117	463	249	12	841	15	
s. 100 Absentee - out of ED	21	60	35	2	118	36	
s. 101 Absentee - advance	6	38	22	1	67	2	
s. 104 Voting in DEO office	20	182	171	2	375	5	
s. 106 Voting by mail	5	21	25	0	51	1	
Grand totals	2,036	11,877	8,086	272	22,271	160	39,273
% of valid votes	9.14%	53.33%	36.31%	1.22%			

Summary

Valid votes - General and advance	20,778	93.30%	Total valid votes
s. 98 Special	41	0.18%	Total valid votes
s. 99 Absentee - in ED	841	3.78%	Total valid votes
s. 100 Absentee - out of ED	118	0.53%	Total valid votes
s. 101 Absentee - advance	67	0.30%	Total valid votes
s. 104 Voting in DEO office	375	1.68%	Total valid votes
s. 106 Voting by mail	51	0.23%	Total valid votes

Total valid votes 22,271

Rejected ballots 159 0.71% Ballots cast
Registered voters who voted 22,430 57.11% Registered voters

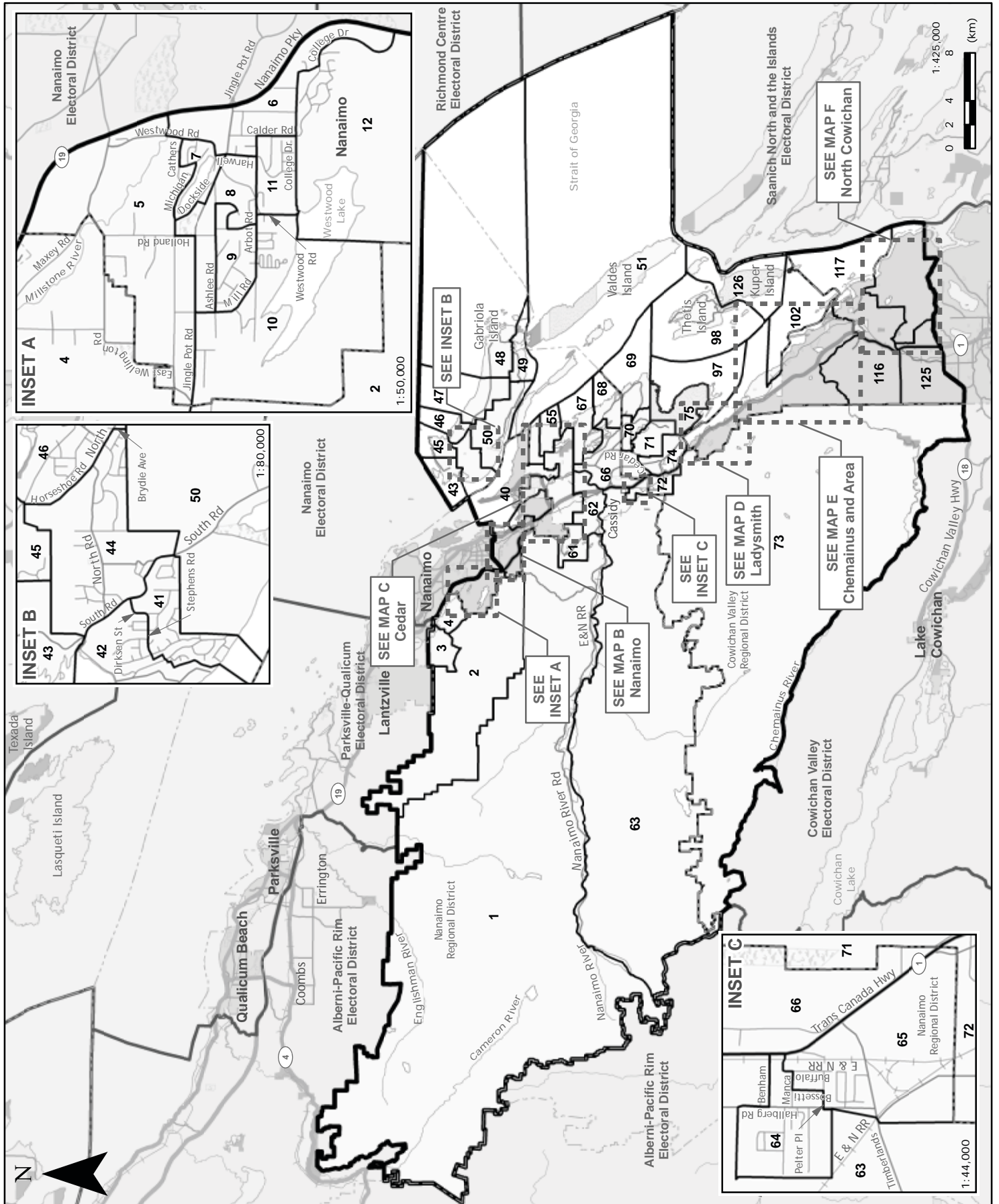
Registered voters 39,273

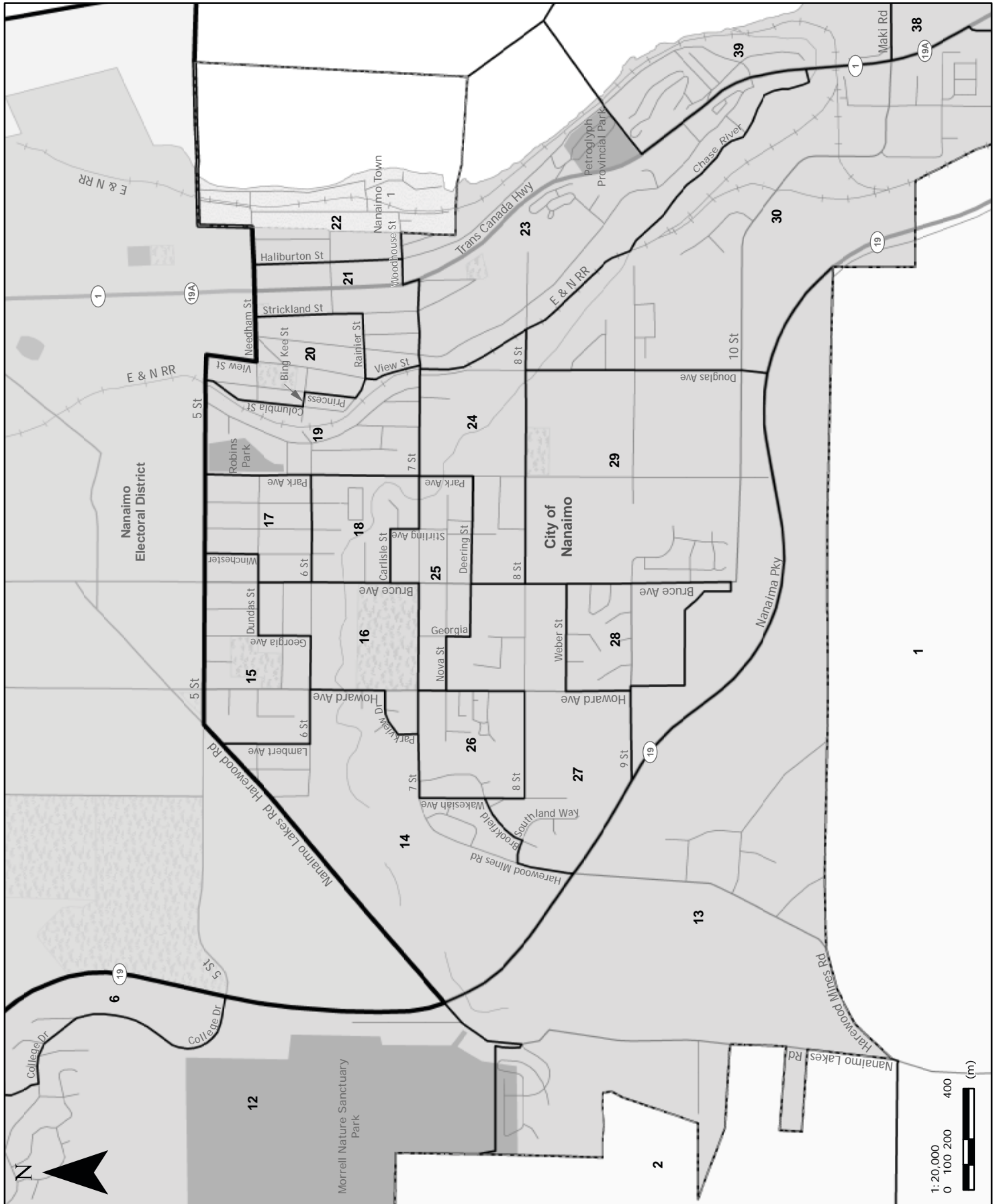
Candidate elected: Leonard Krog (NDP)

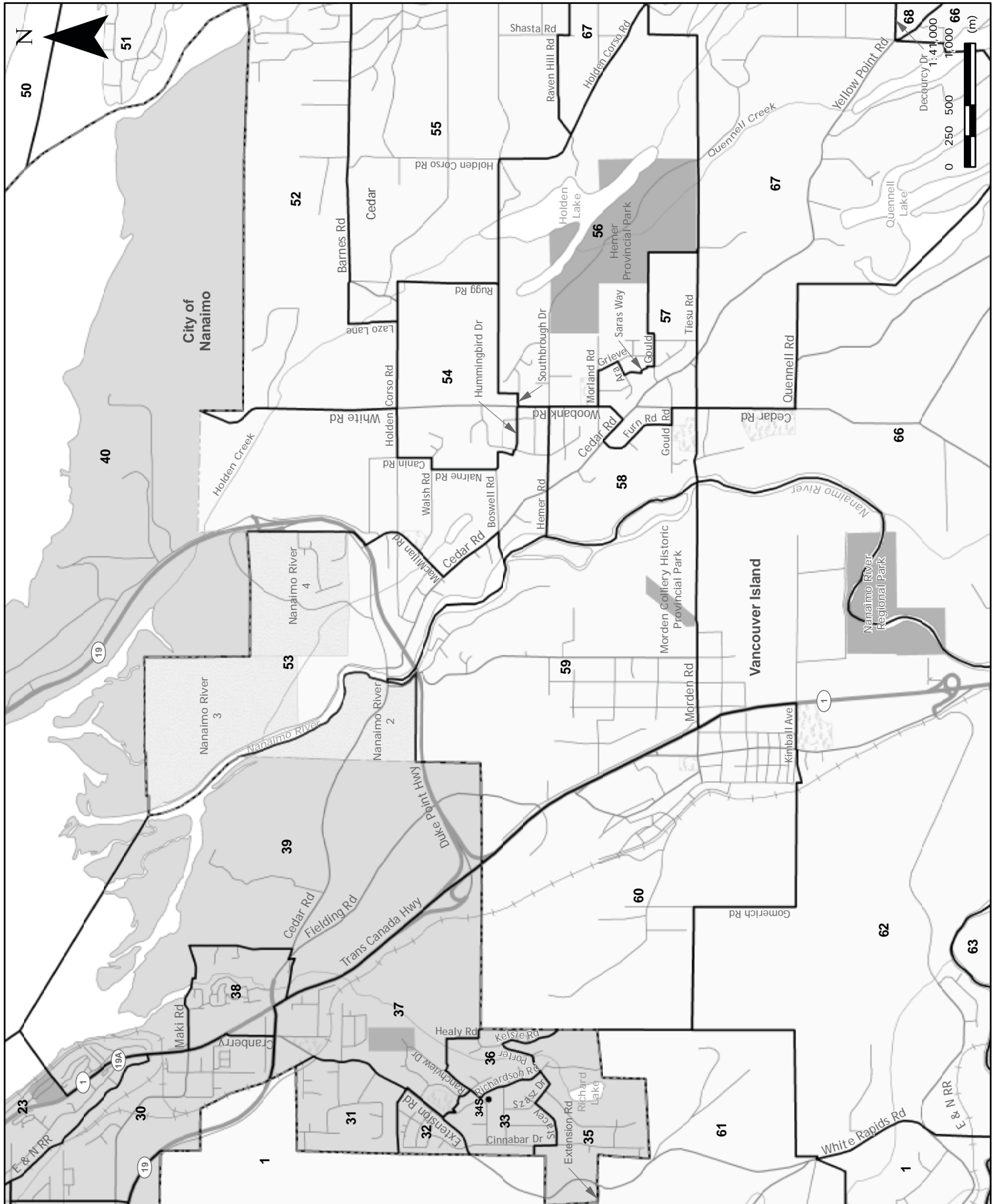
*1 Voting areas 78S, 79S and 80S combined

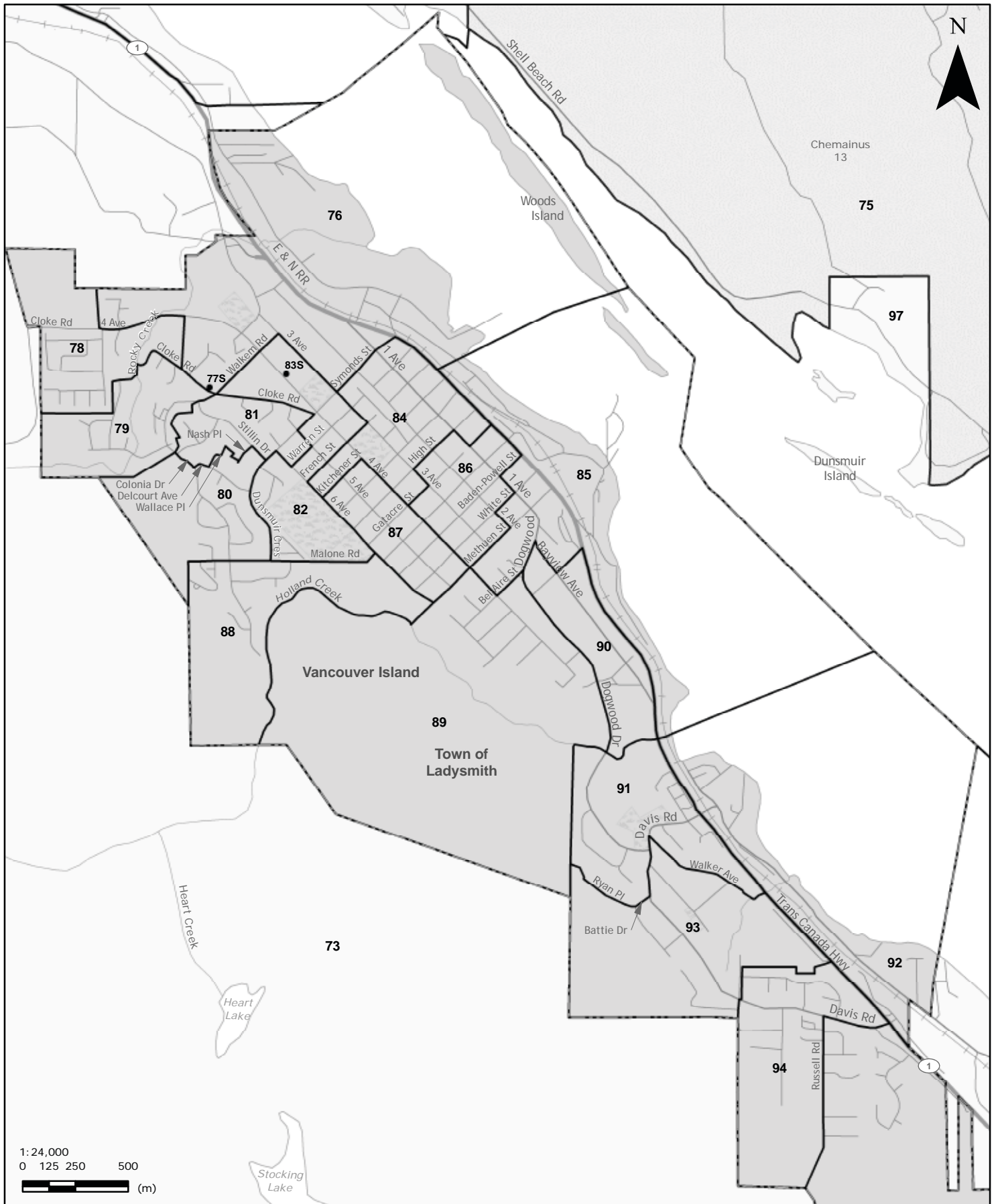
*2 Voting areas 119S and 124S combined

Nanaimo-North Cowichan (NCW)
MAP A - Nanaimo-North Cowichan Electoral District



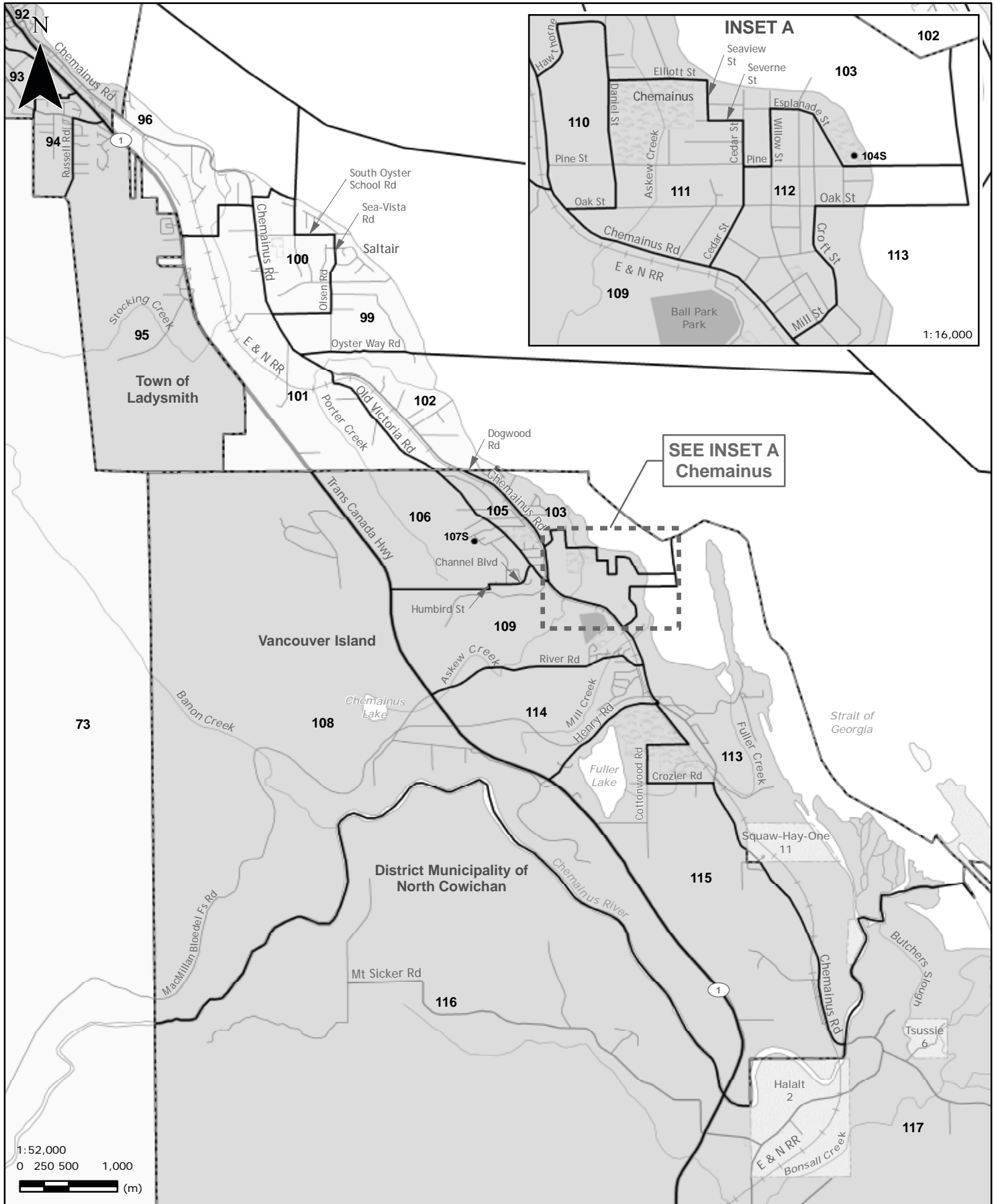


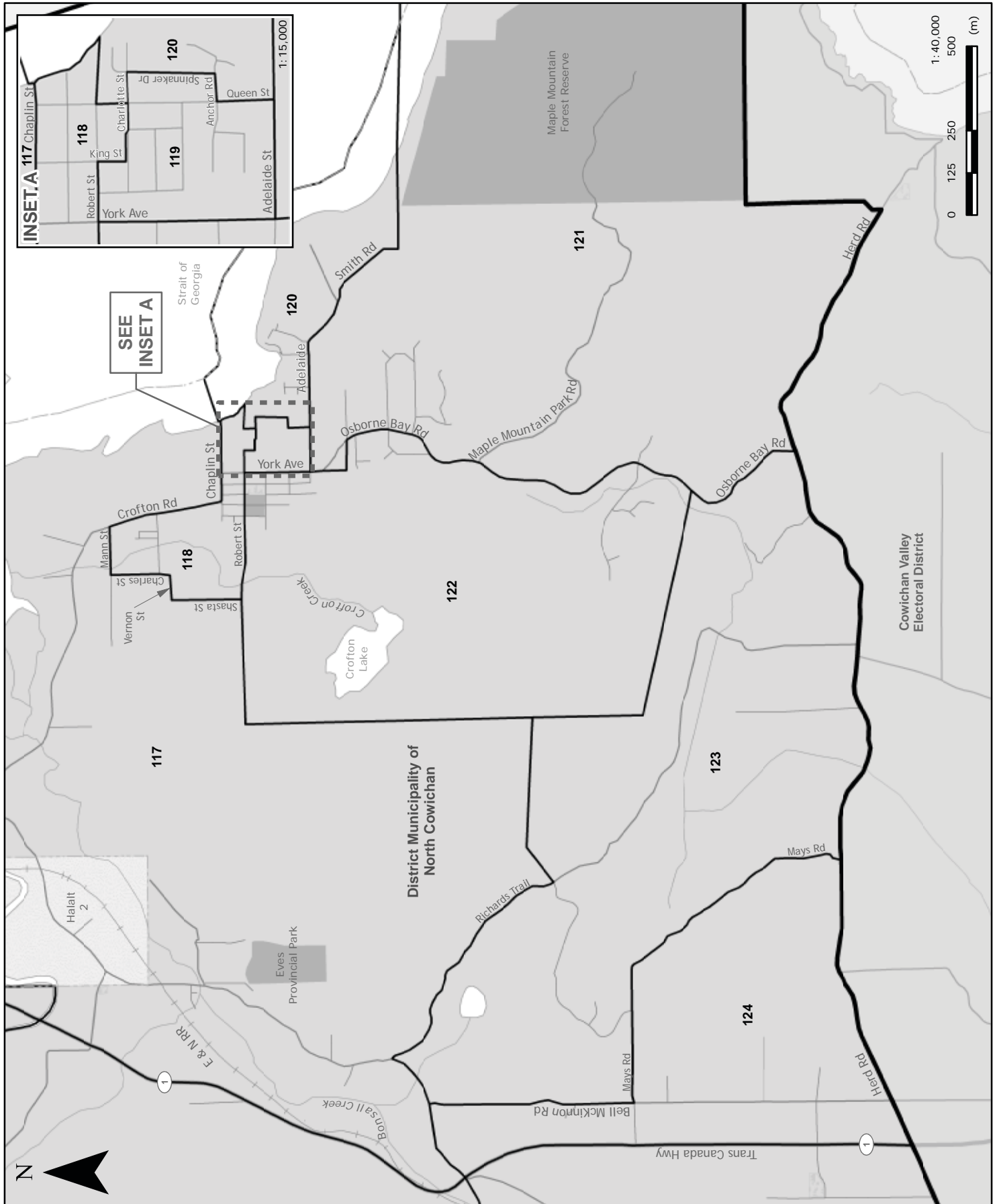




**Nanaimo-North Cowichan (NCW)
MAP E - Chemainus and Area**

Statement of Votes
39th Provincial General Election
May 12, 2009





Nanaimo-North Cowichan (NCW)
Voting results by voting area

Statement of Votes
 39th Provincial General Election
 May 12, 2009

	Ronald James Fuson REFD	Ian Elliott Gartshore GP	Rob Hutchins LIB	Doug Routley NDP	Total valid votes	Rejected ballots	Registered voters
Advance voting							
Ladysmith Fire Hall	11	79	720	836	1,646	5	
Royal Canadian Legion 191	10	61	436	481	988	1	
Salvation Army	10	100	426	836	1,372	2	
General voting							
Voting area							
1	0	8	16	26	50	0	170
2	4	11	98	82	195	2	381
3	1	9	83	73	166	0	294
4	5	13	93	69	180	0	328
5	3	18	53	91	165	0	359
6	2	11	60	69	142	0	320
7	1	11	95	74	181	2	325
8	0	16	61	98	175	0	361
9	1	14	68	109	192	1	375
10	6	13	83	100	202	1	326
11	5	7	74	51	137	0	340
12	1	5	77	68	151	0	363
13	2	7	50	111	170	0	309
14	5	12	26	76	119	1	296
15	3	13	30	108	154	0	349
16	3	23	19	88	133	1	305
17	3	20	29	85	137	0	319
18	1	16	27	72	116	2	299
19	3	20	19	90	132	0	325
20	3	24	28	83	138	1	319
21	0	6	13	81	100	0	315
22	2	3	24	117	146	1	312
23	1	8	24	73	106	0	286
24	3	17	18	73	111	3	310
25	0	7	34	89	130	0	289
26	1	18	23	79	121	0	343
27	0	10	35	106	151	1	323
28	1	15	46	102	164	0	363
29	0	9	25	77	111	0	404
30	1	12	46	86	145	2	406
31	3	17	73	75	168	0	308
32	1	13	69	98	181	0	346
33	3	12	81	106	202	1	359
34S *2	-	-	-	-	-	-	3
35	2	18	60	90	170	0	295
36	4	16	57	90	167	1	341
37	3	26	82	124	235	1	420
38	0	4	21	73	98	1	302
39	3	8	38	72	121	1	320
40	5	21	50	111	187	0	343

Nanaimo-North Cowichan (NCW)
Voting results by voting area

Voting area (continued)	Ronald James Fuson	Ian Elliott Gartshore	Rob Hutchins	Doug Routley	Total valid votes	Rejected ballots	Registered voters
	REFD	GP	LIB	NDP			
41	0	27	46	113	186	1	354
42	0	28	41	92	161	1	313
43	0	18	47	89	154	2	300
44	1	28	44	116	189	1	326
45	0	30	55	98	183	1	307
46	3	31	54	86	174	1	320
47	0	24	51	117	192	0	328
48	2	36	55	91	184	0	321
49	0	31	70	111	212	1	332
50 *1	0	32	86	107	225	0	359
51 *1	-	-	-	-	-	-	86
52	2	17	64	100	183	2	328
53	1	18	34	90	143	0	342
54	1	13	33	83	130	0	280
55	0	16	54	83	153	2	288
56	1	17	63	86	167	3	342
57	1	18	50	98	167	0	330
58	4	13	43	87	147	1	294
59	0	25	53	87	165	1	304
60	3	27	51	127	208	2	393
61	0	11	24	113	148	0	285
62	2	21	52	83	158	1	346
63	0	12	29	41	82	1	321
64	2	11	46	94	153	1	321
65	0	8	35	92	135	0	318
66	1	11	67	91	170	0	350
67	4	14	79	84	181	0	336
68	0	19	66	84	169	0	323
69	1	18	65	61	145	0	279
70	3	28	76	88	195	0	325
71	0	17	80	83	180	2	353
72	0	5	35	43	83	3	175
73	1	5	38	86	130	0	317
74	1	15	59	93	168	1	345
75	2	0	15	149	166	0	355
76	3	7	54	74	138	2	313
77S *2	-	-	-	-	-	-	46
78	4	16	75	98	193	0	354
79	1	4	84	105	194	2	362
80	0	1	78	52	131	0	329
81	1	7	61	70	139	0	327
82	3	11	47	82	143	0	324
83S *2	0	4	30	29	63	2	32
84	7	18	46	101	172	2	365
85	3	12	74	60	149	0	329
86	4	21	41	69	135	3	317
87	0	15	37	98	150	2	326
88	2	9	43	58	112	0	320
89	3	4	69	73	149	0	354
90	3	12	48	71	134	1	322

Nanaimo-North Cowichan (NCW)
Voting results by voting area

Statement of Votes
 39th Provincial General Election
 May 12, 2009

Voting area (continued)	Ronald James Fuson	Ian Elliott Gartshore	Rob Hutchins	Doug Routley	Total valid votes	Rejected ballots	Registered voters
	REFD	GP	LIB	NDP			
91	2	10	82	68	162	0	293
92	0	6	51	40	97	0	198
93	0	10	68	106	184	0	338
94	0	3	104	70	177	1	360
95	0	3	53	47	103	0	368
96	1	8	70	64	143	0	294
97	0	4	51	45	100	0	173
98	1	30	55	94	180	0	301
99	5	13	69	63	150	1	297
100	0	9	56	82	147	0	329
101	0	16	60	67	143	0	308
102	2	12	69	71	154	0	305
103	2	23	110	69	204	4	378
104S *3	3	3	8	17	31	3	52
105	2	10	70	88	170	0	370
106	3	11	89	90	193	0	367
107S *3	-	-	-	-	-	-	17
108	0	2	24	30	56	0	259
109	1	12	84	79	176	1	305
110	4	13	56	70	143	1	301
111	2	19	39	94	154	0	305
112	4	27	41	75	147	0	336
113	2	5	30	44	81	0	326
114	3	20	57	69	149	1	338
115	2	12	26	36	76	0	336
116	1	5	22	28	56	1	148
117	1	14	54	102	171	0	380
118	6	27	27	96	156	1	354
119	4	27	64	95	190	0	359
120	4	8	92	93	197	4	351
121	3	17	60	95	175	0	315
122	4	15	70	99	188	1	357
123	3	26	54	73	156	0	305
124	1	17	61	86	165	0	313
125	7	21	60	81	169	1	305
126	0	1	4	50	55	0	124
Sub totals	259	1,995	8,027	12,160	22,441	93	38,832
s. 98 Special	4	14	42	90	150	5	
s. 99 Absentee - in ED	4	61	196	286	547	8	
s. 100 Absentee - out of ED	3	31	37	113	184	25	
s. 101 Absentee - advance	0	6	29	46	81	5	
s. 104 Voting in DEO office	1	25	74	152	252	5	
s. 106 Voting by mail	0	3	21	41	65	1	
Grand totals	271	2,135	8,426	12,888	23,720	142	38,832
% of valid votes	1.15%	9.00%	35.52%	54.33%			

Summary

Valid votes - General and advance	22,441	94.61%	Total valid votes
s. 98 Special	150	0.63%	Total valid votes
s. 99 Absentee - in ED	547	2.31%	Total valid votes
s. 100 Absentee - out of ED	184	0.78%	Total valid votes
s. 101 Absentee - advance	81	0.34%	Total valid votes
s. 104 Voting in DEO office	252	1.06%	Total valid votes
s. 106 Voting by mail	65	0.27%	Total valid votes

Total valid votes 23,720

Rejected ballots 142 0.60% Ballots cast
Registered voters who voted 23,862 61.45% Registered voters

Registered voters 38,832

Candidate elected: Doug Routley (NDP)

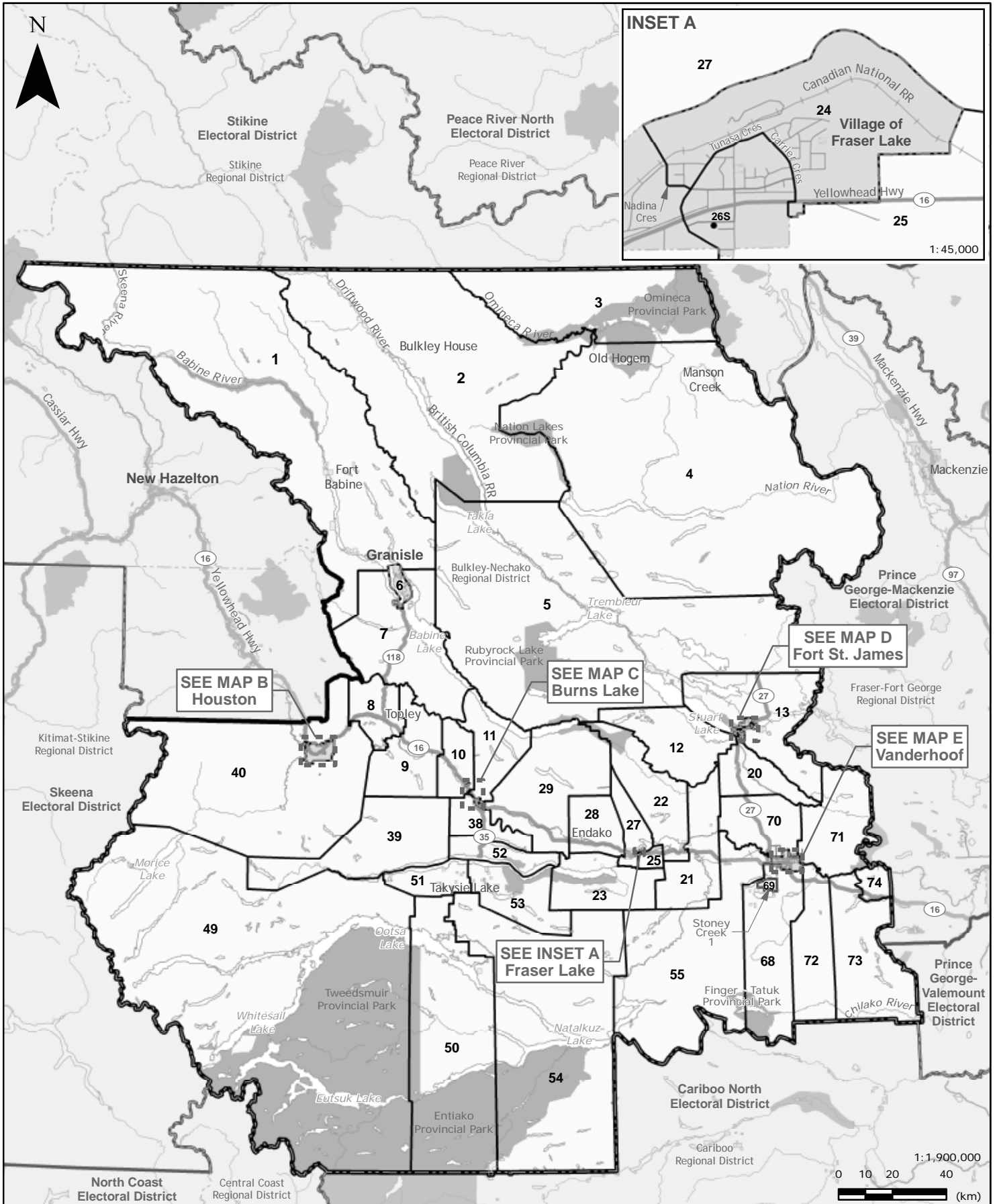
*1 Voting areas 50 and 51 combined

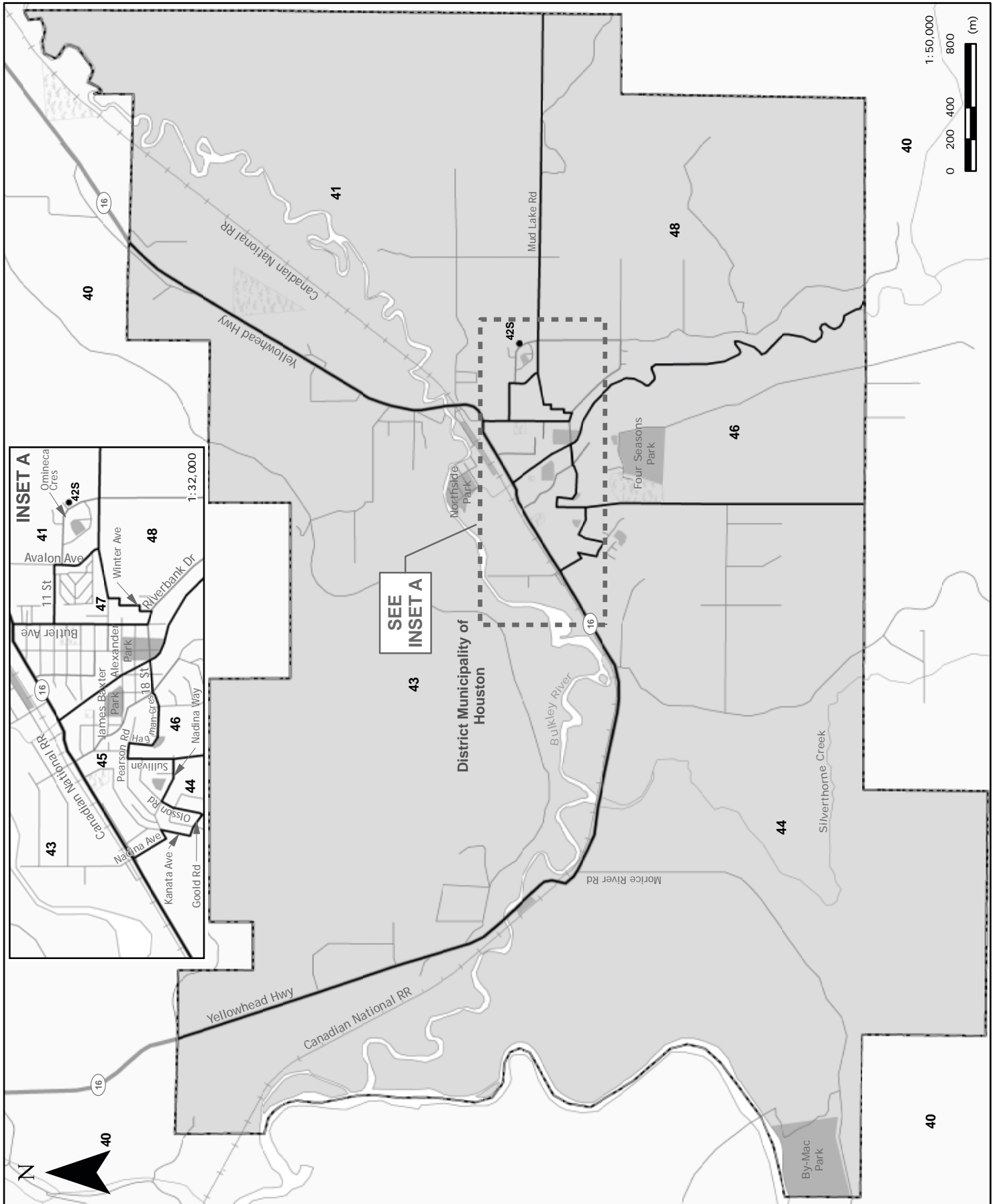
*2 Voting areas 34S, 77S and 83S combined

*3 Voting areas 104S and 107S combined

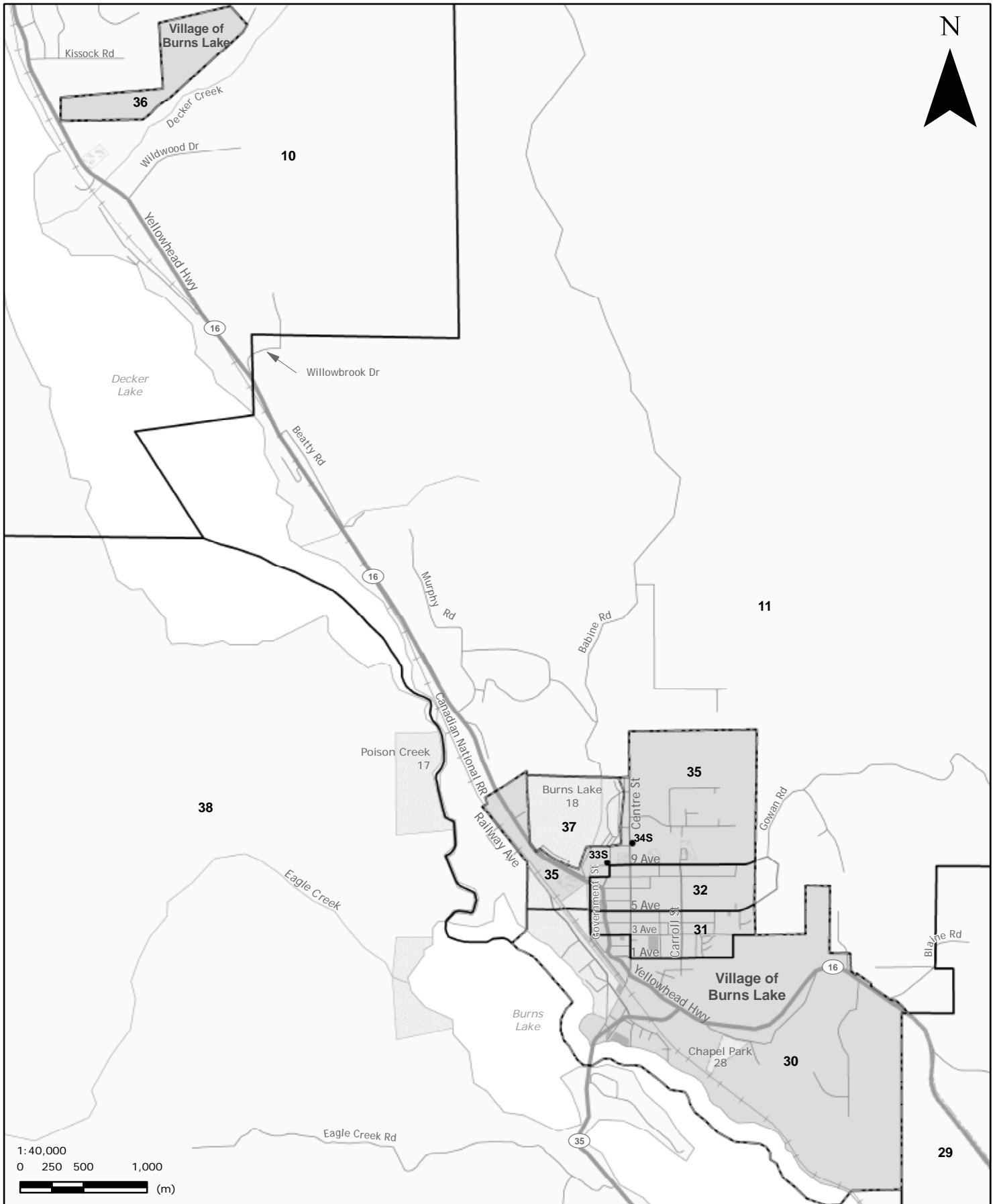
**Nechako Lakes (NEC)
MAP A - Nechako Lakes Electoral District**

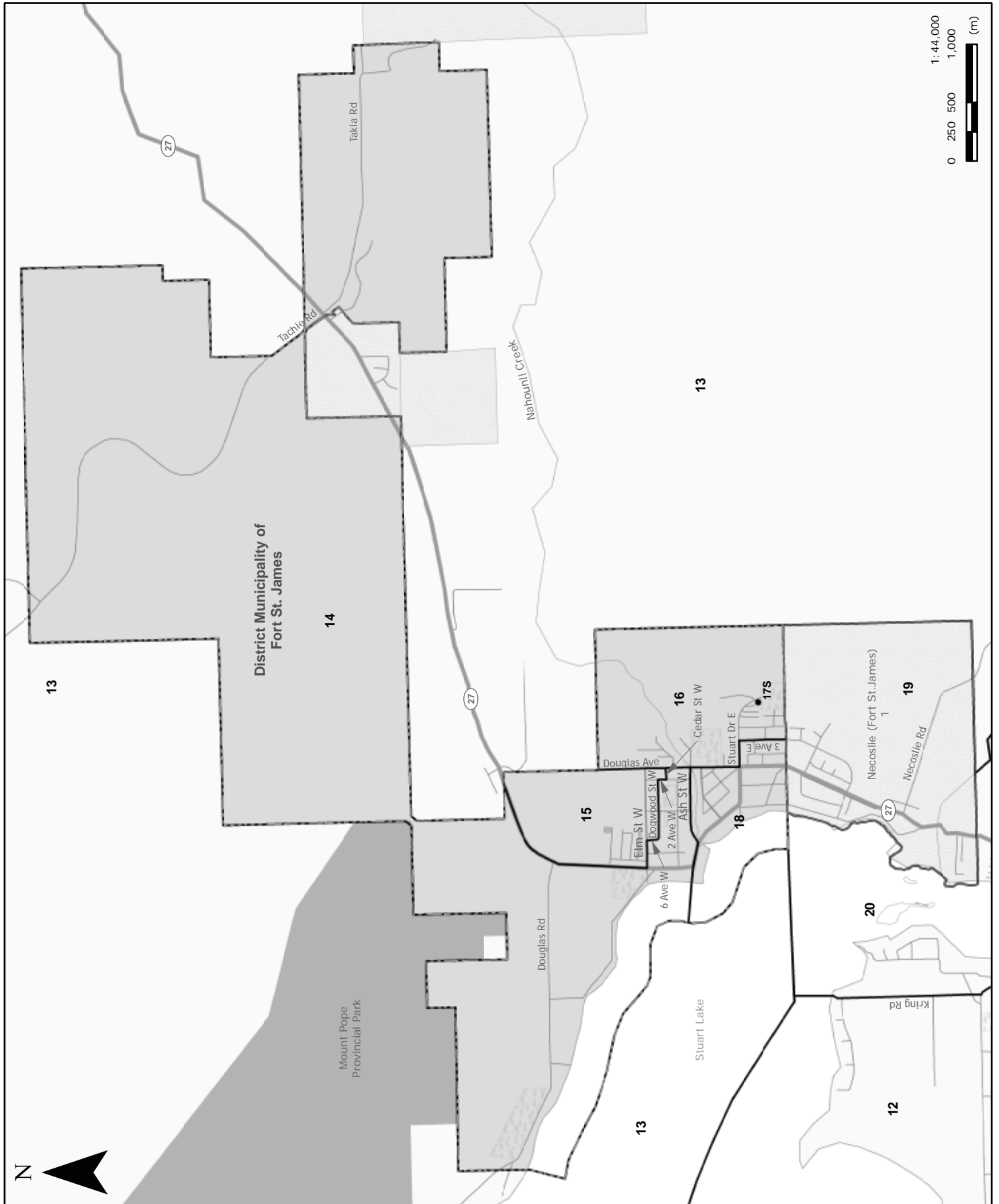
Statement of Votes
39th Provincial General Election
May 12, 2009





**Nechako Lakes (NEC)
MAP C - Burns Lake**





**Nechako Lakes (NEC)
MAP E - Vanderhoof**



Nechako Lakes (NEC)
Voting results by voting area

	Byron Robert Goerz NDP	Gerard Michael Riley GP	John Rustad LIB	Mike Summers REFD	Total valid votes	Rejected ballots	Registered voters
Advance voting							
Houston Seniors Activity Centre	99	17	178	7	301	3	
Immaculata Catholic Church	137	13	194	9	353	1	
Music Makers Hall	136	12	150	2	300	0	
Royal Canadian Legion Hall 274	70	17	87	4	178	1	
Vanderhoof Fire Hall	105	12	268	15	400	1	
General voting							
Voting area							
1 *1	-	-	-	-	-	-	57
2	36	0	1	0	37	0	67
3 *1	-	-	-	-	-	-	26
4 *1	10	4	19	1	34	0	6
5	43	4	10	0	57	0	183
6	48	11	69	4	132	0	299
7	20	4	22	1	47	0	92
8	40	16	50	5	111	1	230
9	14	4	26	1	45	1	80
10	62	6	69	6	143	0	311
11	54	7	62	2	125	0	306
12	44	17	106	2	169	0	373
13	25	5	63	3	96	0	233
14	50	15	82	1	148	0	336
15	52	6	68	1	127	1	311
16	44	8	46	0	98	1	277
17S	19	2	6	1	28	1	4
18	24	1	40	3	68	1	225
19	58	7	11	3	79	1	337
20	54	9	88	4	155	0	317
21	58	24	100	11	193	1	346
22	41	8	23	0	72	0	188
23	11	5	17	0	33	0	48
24	50	9	111	7	177	0	394
25	33	7	72	4	116	2	353
26S *2	-	-	-	-	-	-	22
27	70	9	67	4	150	1	403
28	22	4	31	3	60	0	98
29	43	9	86	8	146	0	357
30	56	2	35	3	96	0	248
31	68	13	61	6	148	1	383
32	54	7	74	5	140	0	360
33S *2	10	2	18	1	31	3	9
34S *2	-	-	-	-	-	-	14
35	113	5	33	1	152	4	329
36	0	0	0	0	0	0	0
37	71	3	7	0	81	1	150
38	81	7	101	7	196	1	383
39	9	5	26	1	41	0	71
40	47	20	95	5	167	1	368

Nechako Lakes (NEC)
Voting results by voting area

Statement of Votes
 39th Provincial General Election
 May 12, 2009

	Byron Robert Goerz	Gerard Michael Riley	John Rustad	Mike Summers	Total valid votes	Rejected ballots	Registered voters
Voting area (continued)	NDP	GP	LIB	REFD			
41	32	4	79	2	117	0	283
42S *2	-	-	-	-	-	-	9
43	25	9	90	3	127	1	295
44	36	11	121	2	170	1	368
45	36	4	56	2	98	0	323
46	58	3	77	6	144	0	340
47	15	1	41	0	57	0	243
48	35	6	59	2	102	0	254
49 *3	-	-	-	-	-	-	28
50 *3	11	2	32	3	48	0	42
51	25	5	28	0	58	1	99
52	42	7	79	5	133	2	229
53	41	2	40	2	85	0	172
54	14	10	29	5	58	0	67
55	37	7	108	0	152	0	366
56	14	1	69	4	88	1	253
57S *4	-	-	-	-	-	-	50
58	33	10	72	2	117	0	261
59	27	3	88	1	119	0	276
60	19	6	107	8	140	2	345
61	21	9	40	0	70	1	268
62	34	9	86	1	130	0	329
63S *4	13	7	15	0	35	2	34
64	28	7	72	4	111	3	268
65	28	5	59	7	99	1	237
66	23	7	68	2	100	2	275
67	32	5	70	4	111	0	279
68	37	13	113	4	167	6	435
69	54	6	10	1	71	0	165
70	19	8	114	1	142	1	334
71	10	3	32	2	47	0	239
72	16	6	49	4	75	0	196
73 *5	-	-	-	-	-	-	191
74 *5	64	10	91	5	170	2	171
Sub totals	2,960	522	4,666	223	8,371	54	16,318
s. 98 Special	39	7	49	1	96	1	
s. 99 Absentee - in ED	72	21	138	8	239	2	
s. 100 Absentee - out of ED	26	3	22	1	52	6	
s. 101 Absentee - advance	9	1	8	0	18	0	
s. 104 Voting in DEO office	18	5	64	1	88	4	
s. 106 Voting by mail	9	0	2	1	12	0	
Grand totals	3,133	559	4,949	235	8,876	67	16,318
% of valid votes	35.29%	6.30%	55.76%	2.65%			

Summary

Valid votes - General and advance	8,371	94.31%	Total valid votes
s. 98 Special	96	1.08%	Total valid votes
s. 99 Absentee - in ED	239	2.69%	Total valid votes
s. 100 Absentee - out of ED	52	0.59%	Total valid votes
s. 101 Absentee - advance	18	0.20%	Total valid votes
s. 104 Voting in DEO office	88	0.99%	Total valid votes
s. 106 Voting by mail	12	0.14%	Total valid votes

Total valid votes 8,876

Rejected ballots	67	0.75%	Ballots cast
Registered voters who voted	8,943	54.80%	Registered voters

Registered voters 16,318

Candidate elected: John Rustad (LIB)

*1 Voting areas 1, 3 and 4 combined

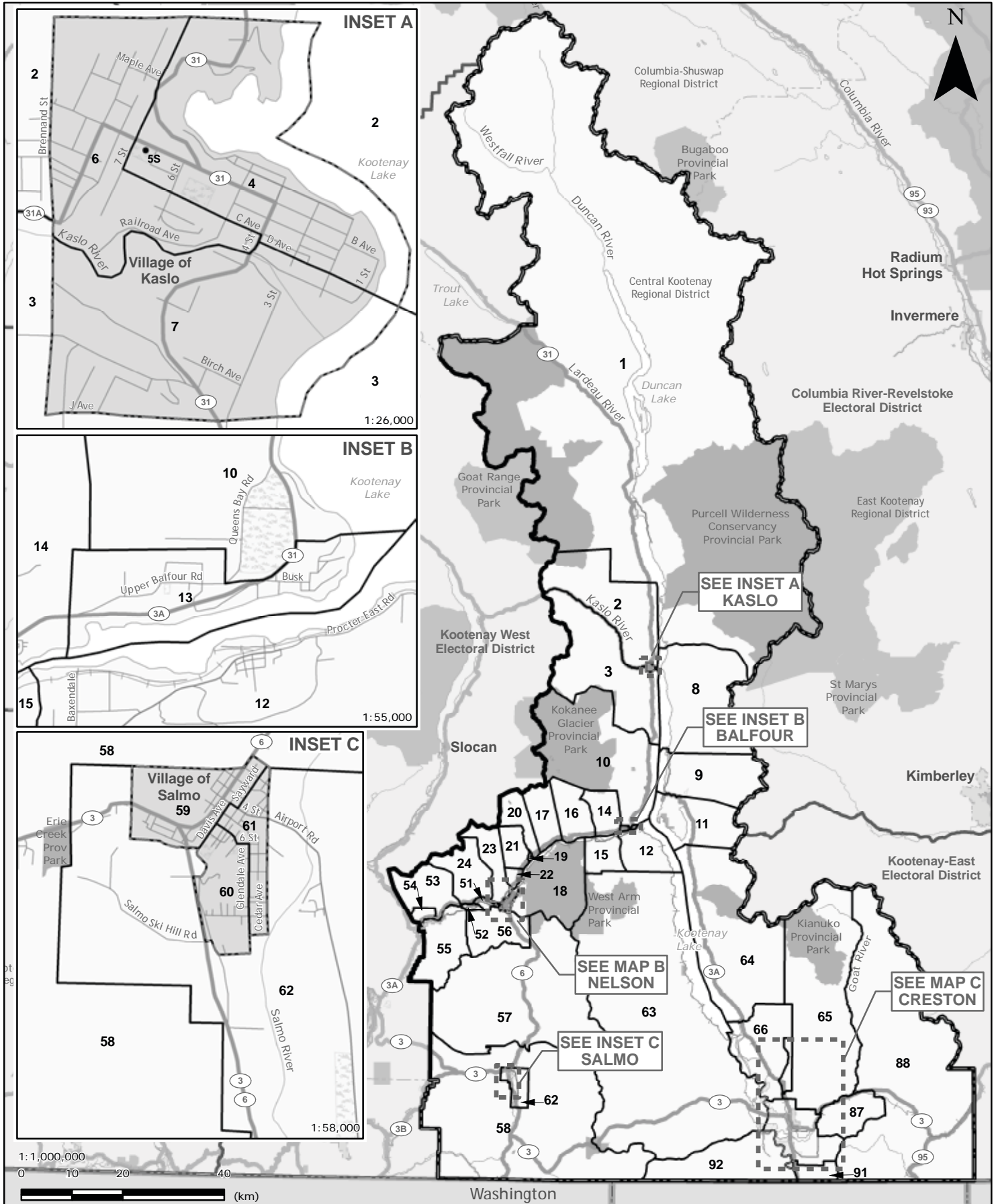
*2 Voting areas 26S, 33S, 34S and 42S combined

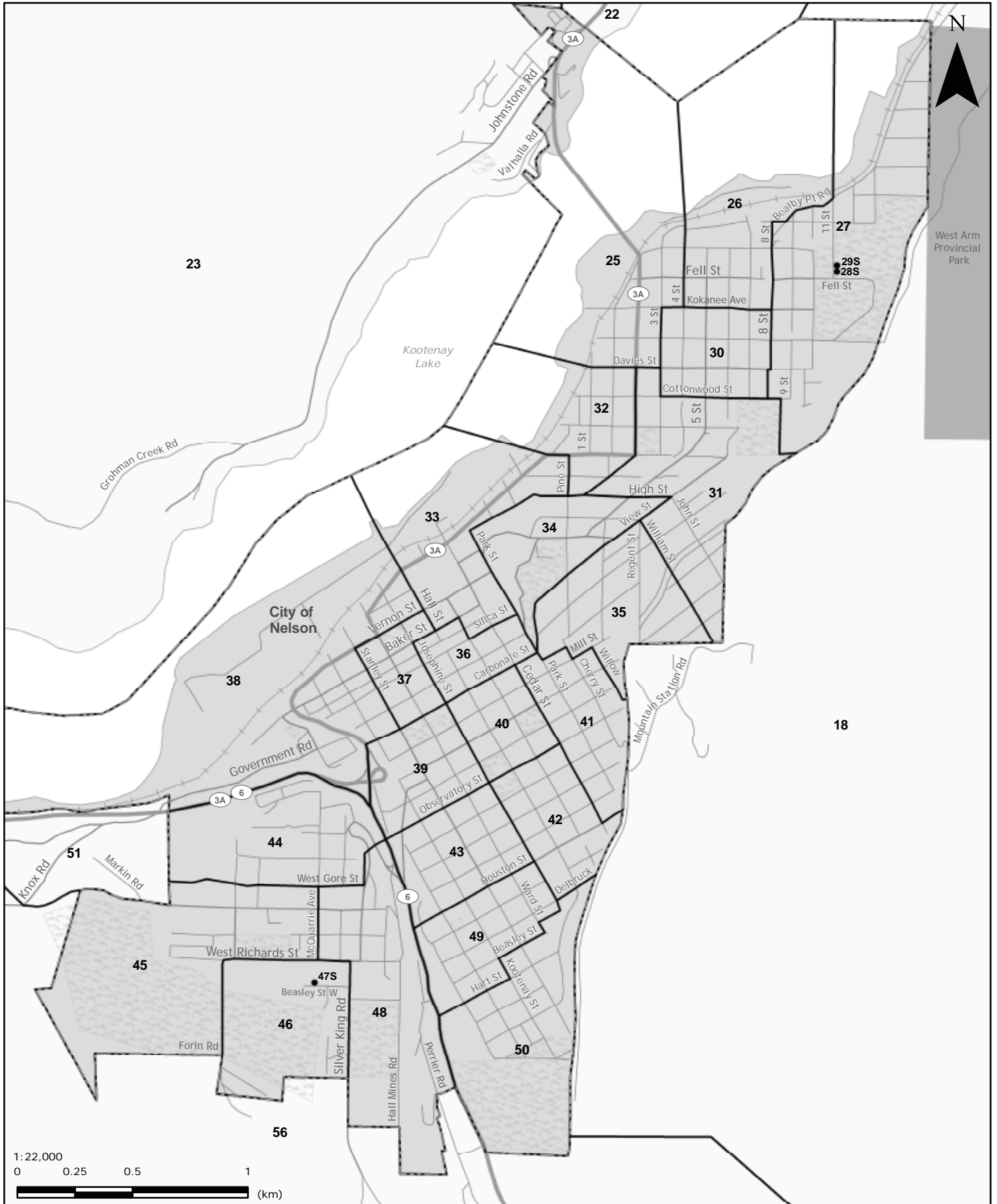
*3 Voting areas 49 and 50 combined

*4 Voting areas 57S and 63S combined

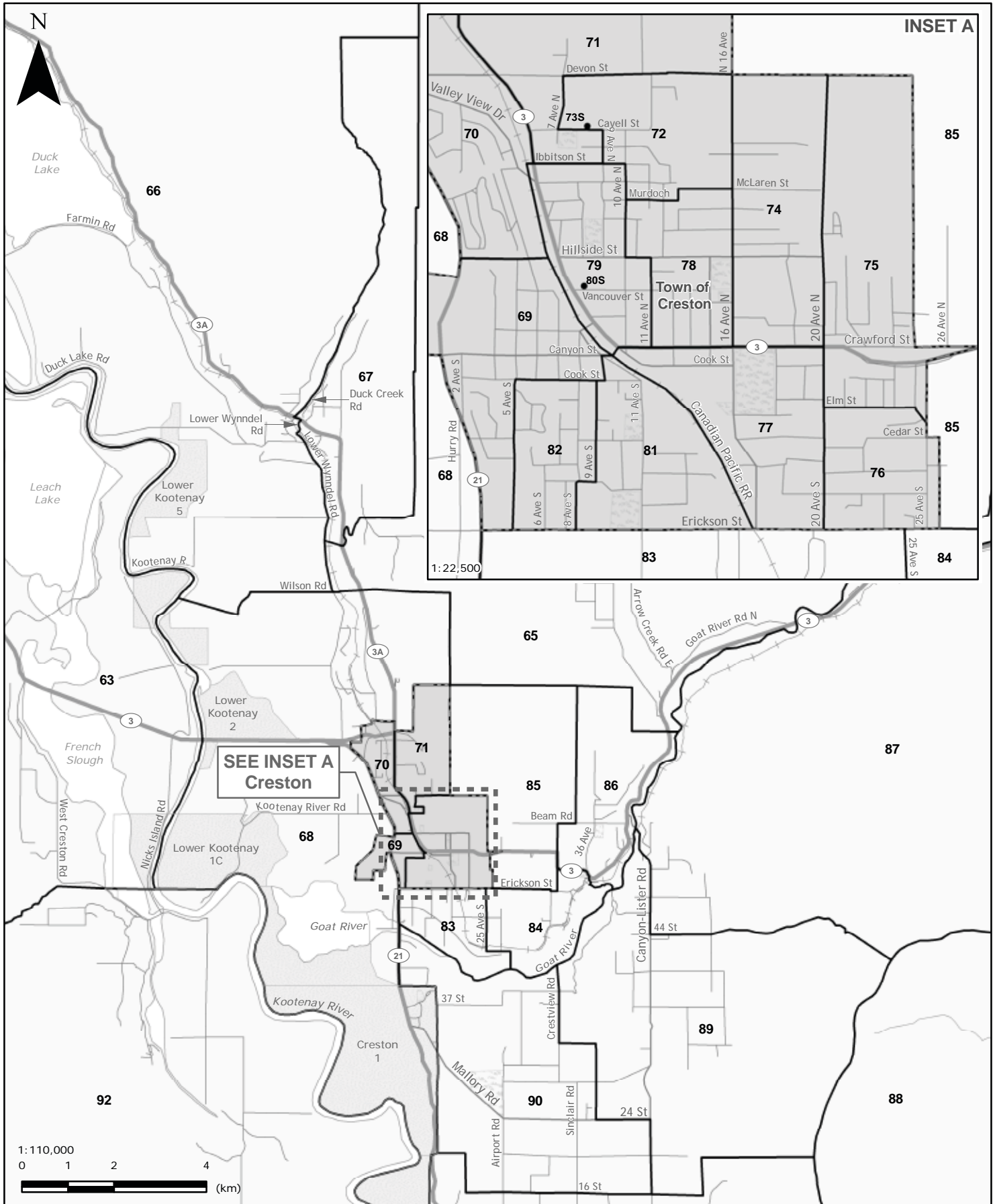
*5 Voting areas 73 and 74 combined

Nelson-Creston (NEL)
MAP A - Nelson-Creston Electoral District





Nelson-Creston (NEL)
MAP C - Creston



	David Duncan	Sean McGeorge Kubara	Michelle Mungall	Josh Smienk	Total valid votes	Rejected ballots	Registered voters
	CP	GP	NDP	LIB			
Advance voting							
Best Western Baker Street Inn	38	85	784	353	1,260	3	
Holy Cross Hall	131	54	553	502	1,240	8	
General voting							
Voting area							
1	7	23	118	78	226	1	368
2	4	17	90	57	168	1	288
3	10	20	115	50	195	1	337
4	4	13	96	51	164	0	316
5S *1	-	-	-	-	-	-	18
6	10	22	102	56	190	1	324
7	6	9	55	22	92	1	167
8	5	4	72	26	107	0	202
9	5	13	133	41	192	0	311
10	5	7	67	27	106	0	153
11	6	17	112	53	188	2	313
12	7	11	98	40	156	0	247
13	19	15	88	109	231	1	353
14	9	5	84	107	205	1	337
15	8	13	76	66	163	0	258
16	7	9	84	70	170	0	313
17	4	12	75	54	145	0	303
18	3	2	36	21	62	0	126
19	4	7	84	64	159	1	354
20	1	8	115	49	173	1	364
21	5	9	99	59	172	0	311
22	9	13	83	70	175	2	367
23	7	14	90	76	187	1	342
24	4	14	82	41	141	0	258
25	8	17	90	79	194	0	382
26	6	14	109	60	189	0	390
27	3	9	74	65	151	0	333
28S *1	26	8	49	32	115	5	117
29S *1	-	-	-	-	-	-	1
30	6	14	104	48	172	2	346
31	2	11	109	66	188	3	346
32	5	5	119	39	168	2	365
33	1	13	88	23	125	0	359
34	0	6	97	46	149	0	309
35	0	11	73	46	130	0	290
36	1	12	108	21	142	1	318
37	1	12	90	13	116	2	305
38	3	9	59	14	85	1	288
39	5	23	114	20	162	2	332
40	4	13	113	20	150	2	284

Nelson-Creston (NEL)
Voting results by voting area

Statement of Votes
 39th Provincial General Election
 May 12, 2009

	David Duncan	Sean McGeorge Kubara	Michelle Mungall	Josh Smienk	Total valid votes	Rejected ballots	Registered voters
Voting area (continued)	CP	GP	NDP	LIB			
41	5	13	131	33	182	0	321
42	2	5	88	55	150	3	285
43	0	22	158	49	229	2	371
44	2	12	94	57	165	0	337
45	5	21	103	54	183	1	360
46	3	7	87	33	130	0	392
47S *1	-	-	-	-	-	-	37
48	5	19	84	44	152	0	346
49	6	14	118	36	174	2	348
50	2	12	115	47	176	1	316
51	3	13	105	38	159	2	341
52	3	16	100	42	161	0	296
53	10	12	116	67	205	0	343
54	4	8	126	30	168	3	302
55	7	12	102	37	158	1	322
56	12	7	77	29	125	0	288
57	8	26	146	25	205	0	362
58	8	21	115	52	196	2	365
59	14	13	97	67	191	1	326
60	12	8	66	37	123	2	215
61	8	23	104	37	172	3	269
62	15	7	112	39	173	0	319
63	18	5	21	17	61	2	157
64	14	9	43	62	128	0	280
65	17	13	54	39	123	0	324
66	23	10	67	60	160	0	306
67	23	11	104	42	180	1	337
68	9	1	39	34	83	0	290
69	25	8	61	44	138	1	371
70	16	3	60	64	143	0	346
71	15	5	50	41	111	1	338
72	9	5	54	36	104	2	255
73S *1	-	-	-	-	-	-	104
74	12	11	43	40	106	0	321
75	23	12	57	61	153	0	356
76	25	6	56	77	164	0	363
77	23	6	46	45	120	0	362
78	8	11	54	53	126	1	348
79	16	6	51	34	107	0	316
80S *1	-	-	-	-	-	-	83
81	19	9	42	31	101	0	307
82	12	3	46	44	105	0	310
83	14	3	51	38	106	2	341
84	19	5	49	74	147	1	327
85	12	10	51	64	137	0	372
86	21	8	37	53	119	2	317
87	21	10	73	37	141	1	342
88	36	13	61	61	171	1	360
89	28	14	78	61	181	1	326
90	28	5	57	34	124	1	366

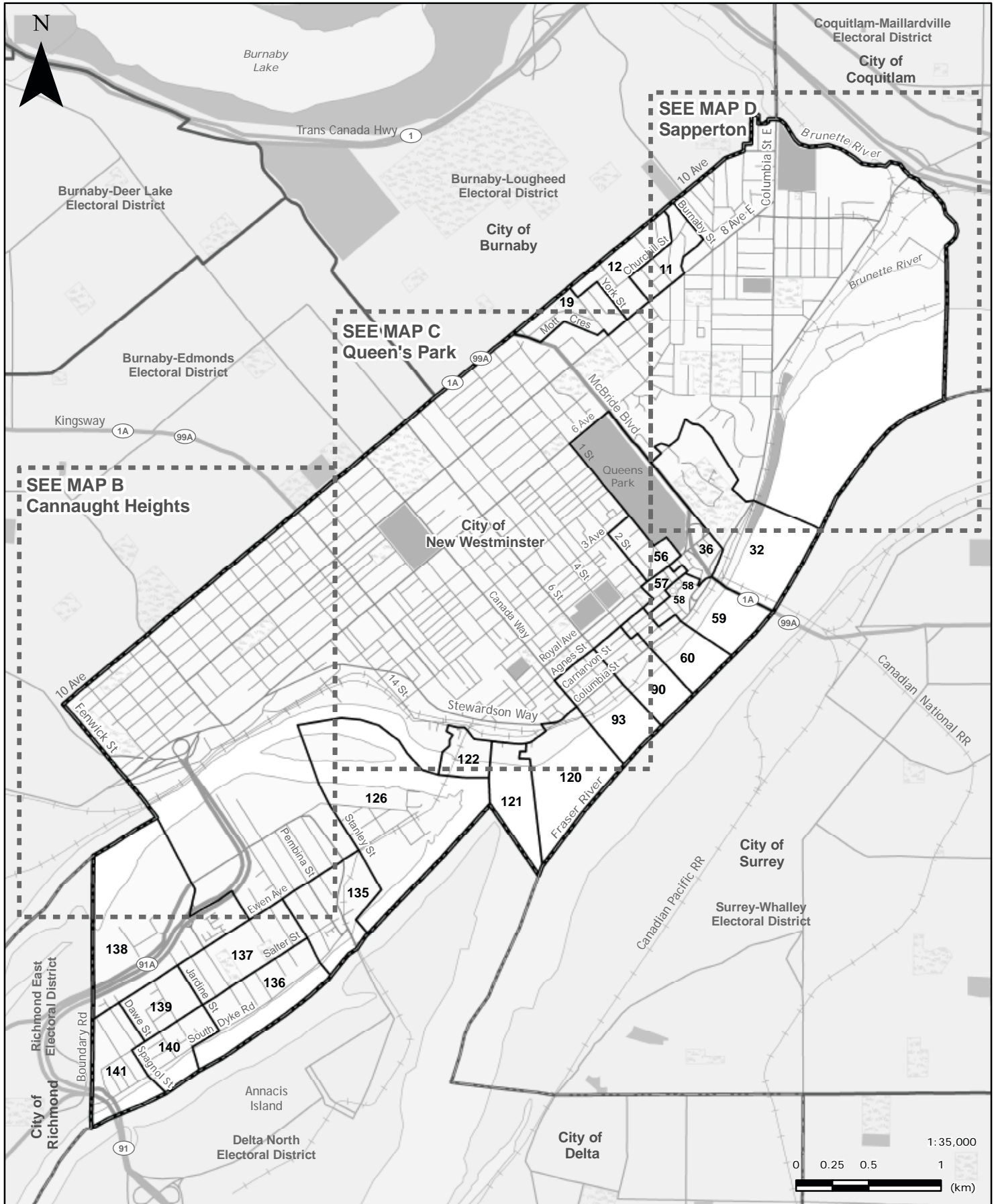
	David Duncan	Sean McGeorge Kubara	Michelle Mungall	Josh Smienk	Total valid votes	Rejected ballots	Registered voters
Voting area (continued)	CP	GP	NDP	LIB			
91	20	11	36	49	116	0	345
92	15	9	45	42	111	0	239
Sub totals	1,044	1,106	8,517	4,979	15,646	85	27,565
s. 98 Special	3	2	21	11	37	1	
s. 99 Absentee - in ED	26	41	257	101	425	3	
s. 100 Absentee - out of ED	1	13	60	15	89	8	
s. 101 Absentee - advance	2	3	19	8	32	1	
s. 104 Voting in DEO office	2	17	154	57	230	0	
s. 106 Voting by mail	5	7	32	20	64	0	
Grand totals	1,083	1,189	9,060	5,191	16,523	98	27,565
% of valid votes	6.55%	7.20%	54.83%	31.42%			

Summary

Valid votes - General and advance	15,646	94.69%	Total valid votes
s. 98 Special	37	0.22%	Total valid votes
s. 99 Absentee - in ED	425	2.57%	Total valid votes
s. 100 Absentee - out of ED	89	0.54%	Total valid votes
s. 101 Absentee - advance	32	0.20%	Total valid votes
s. 104 Voting in DEO office	230	1.39%	Total valid votes
s. 106 Voting by mail	64	0.39%	Total valid votes
Total valid votes	16,523		
Rejected ballots	98	0.59%	Ballots cast
Registered voters who voted	16,621	60.30%	Registered voters
Registered voters	27,565		
Candidate elected:	Michelle Mungall (NDP)		

*1 Voting areas 5S, 28S, 29S, 47S, 73S and 80S combined

**New Westminster (NEW)
MAP A - New Westminster Electoral District**





New Westminster (NEW)
MAP C - Queen's Park

Statement of Votes
39th Provincial General Election
May 12, 2009





**New Westminster (NEW)
Voting results by voting area**

Statement of Votes
39th Provincial General Election
May 12, 2009

	Dawn Black	Matthew Laird	Carole Dorothy Millar	Total valid votes	Rejected ballots	Registered voters
	NDP	GP	LIB			
Advance voting						
New Westminster Lawn Bowling Club	1,700	223	938	2,861	6	
Queensborough Community Centre	273	43	144	460	4	
St. Mary's Anglican Church Sapperton	311	38	200	549	4	
General voting						
Voting area						
1	92	20	52	164	0	343
2	103	17	45	165	0	325
3	97	7	31	135	0	269
4	102	10	78	190	0	383
5	95	19	34	148	1	360
6	91	15	42	148	1	336
7	81	9	34	124	0	317
8S *1	-	-	-	-	-	81
9	80	25	57	162	1	347
10	67	19	63	149	0	304
11	87	17	73	177	1	327
12	98	10	105	213	0	335
13	84	10	77	171	0	324
14	102	22	56	180	3	368
15	126	23	83	232	2	376
16	60	19	44	123	2	300
17	103	9	84	196	6	373
18	68	11	61	140	0	356
19	69	12	116	197	2	326
20	128	16	56	200	3	346
21	120	20	44	184	1	354
22S *1	17	2	8	27	1	54
23	85	52	17	154	1	340
24	81	15	77	173	0	363
25	104	7	73	184	0	378
26	66	17	101	184	0	291
27	98	13	80	191	0	355
28	32	12	50	94	1	153
29S *1	-	-	-	-	-	95
30	81	17	88	186	0	329
31	74	13	80	167	0	295
32	87	15	110	212	0	569
33S *1	-	-	-	-	-	7
34S *1	-	-	-	-	-	96
35	90	8	27	125	0	336
36	47	15	31	93	1	266
37	96	22	65	183	1	352
38	122	17	54	193	0	357
39	103	10	50	163	1	362
40	107	10	79	196	0	368

New Westminster (NEW)
Voting results by voting area

Voting area (continued)	Dawn Black	Matthew Laird	Carole Dorothy Millar	Total valid votes	Rejected ballots	Registered voters
	NDP	GP	LIB			
41	100	16	47	163	1	357
42	41	6	61	108	0	258
43	95	19	67	181	0	364
44	42	6	21	69	0	237
45	45	12	62	119	0	319
46	56	0	33	89	0	296
47	76	4	34	114	1	276
48	72	7	58	137	0	359
49	78	4	36	118	3	288
50	86	15	36	137	0	314
51	79	10	69	158	2	305
52	83	6	36	125	1	291
53	53	4	35	92	0	289
54	90	14	102	206	0	345
55	68	15	106	189	0	339
56	71	15	67	153	1	308
57	58	12	22	92	1	267
58	37	12	14	63	0	189
59	80	12	33	125	1	316
60	66	6	35	107	0	281
61	59	5	35	99	0	265
62	88	19	55	162	0	315
63	61	11	58	130	0	285
64	66	14	50	130	1	285
65S *1	-	-	-	-	-	4
66	79	9	24	112	0	336
67	48	4	12	64	0	301
68	61	8	27	96	1	295
69	51	9	14	74	0	215
70	57	5	25	87	2	342
71	34	4	28	66	0	228
72	48	19	23	90	0	236
73	110	12	39	161	1	331
74	62	8	39	109	1	272
75	73	11	44	128	0	275
76	61	11	33	105	0	304
77	68	13	35	116	0	304
78	79	8	29	116	0	345
79	51	5	14	70	1	196
80	70	12	23	105	1	283
81	91	14	24	129	0	314
82	71	11	29	111	1	298
83	80	18	35	133	2	299
84	71	19	27	117	0	345
85	66	12	17	95	1	277
86	56	13	9	78	0	243
87	81	15	29	125	1	299
88	109	20	50	179	4	358
89	58	16	24	98	1	309
90	98	24	57	179	1	417

**New Westminster (NEW)
Voting results by voting area**

Statement of Votes
39th Provincial General Election
May 12, 2009

Voting area (continued)	Dawn Black	Matthew Laird	Carole Dorothy Millar	Total valid votes	Rejected ballots	Registered voters
	NDP	GP	LIB			
91	42	5	18	65	3	176
92	59	16	51	126	1	270
93	44	7	33	84	0	341
94	21	3	12	36	1	169
95	61	19	38	118	0	417
96	22	4	18	44	0	208
97	22	1	27	50	0	215
98	42	12	48	102	0	283
99	63	6	41	110	0	305
100	60	27	11	98	1	324
101	65	24	37	126	1	354
102	57	7	19	83	0	296
103	94	13	33	140	1	352
104	71	8	28	107	1	329
105	60	8	39	107	2	335
106	69	9	15	93	0	309
107	110	13	33	156	0	324
108	89	16	62	167	0	305
109	90	16	46	152	1	319
110	102	20	68	190	0	341
111	108	13	69	190	1	345
112	122	11	73	206	1	345
113	103	20	33	156	1	356
114	71	6	31	108	0	318
115	71	10	51	132	0	355
116	34	10	15	59	0	193
117	67	7	76	150	0	310
118	54	21	103	178	2	346
119	50	15	73	138	2	319
120	80	12	76	168	1	325
121	91	20	85	196	0	350
122	51	13	77	141	0	263
123	57	10	72	139	0	331
124	48	29	72	149	0	350
125	57	14	72	143	0	331
126	74	18	98	190	1	396
127	86	5	20	111	1	274
128	70	3	25	98	2	258
129	94	14	38	146	2	311
130	103	18	37	158	2	297
131	112	9	61	182	2	315
132	109	16	65	190	1	346
133	124	15	49	188	2	319
134	95	3	25	123	1	283
135	88	10	35	133	1	319
136	89	6	39	134	2	286
137	100	10	39	149	0	374
138	86	5	68	159	1	379
139	95	2	62	159	2	348
140	97	8	68	173	0	360

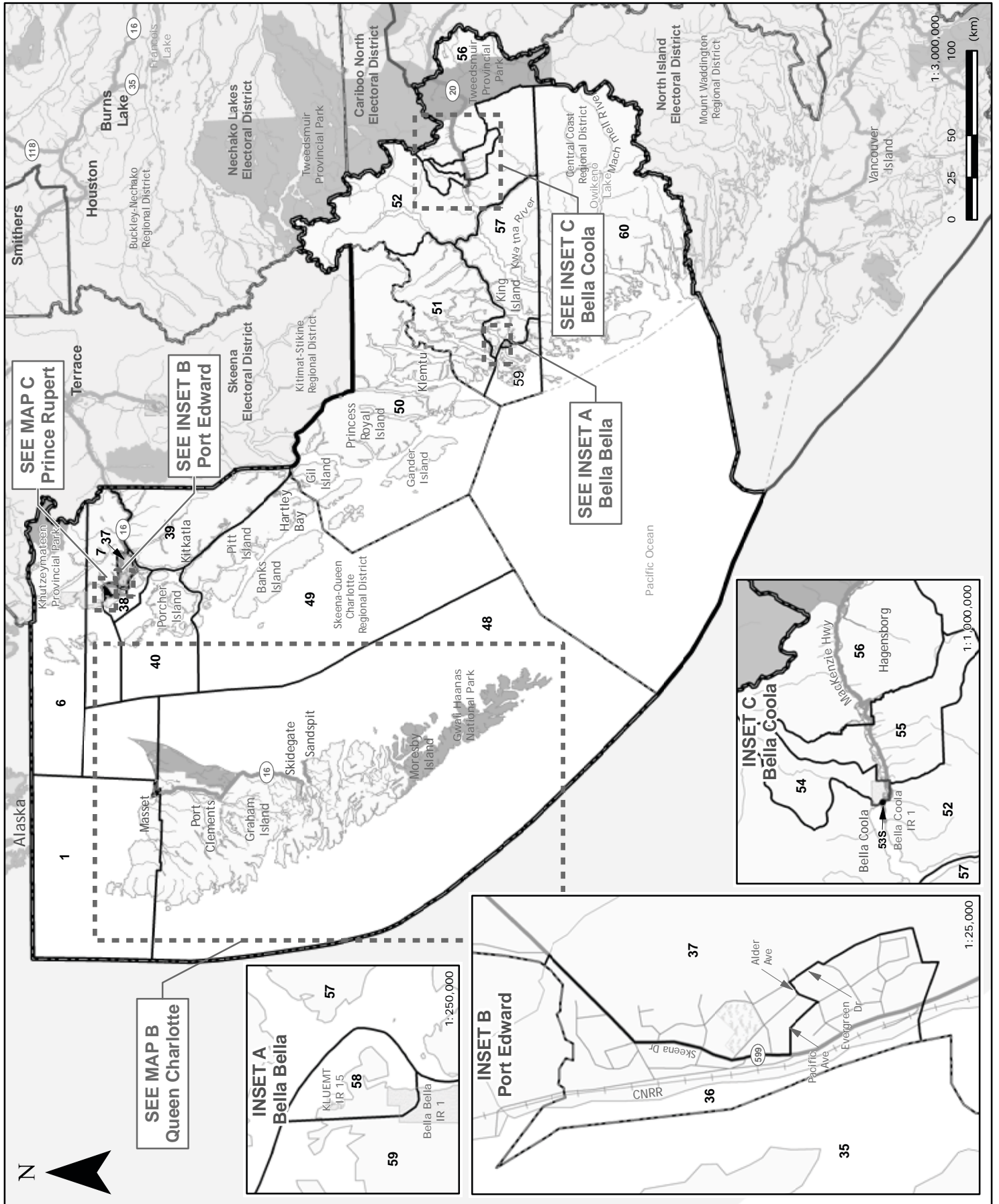
	Dawn Black	Matthew Laird	Carole Dorothy Millar	Total valid votes	Rejected ballots	Registered voters
	NDP	GP	LIB			
141	62	11	35	108	3	301
Sub totals	12,601	2,001	7,808	22,410	116	42,765
s. 98 Special	81	9	28	118	1	
s. 99 Absentee - in ED	517	99	260	876	6	
s. 100 Absentee - out of ED	89	25	42	156	11	
s. 101 Absentee - advance	15	2	16	33	0	
s. 104 Voting in DEO office	84	13	71	168	2	
s. 106 Voting by mail	31	2	15	48	1	
Grand totals	13,418	2,151	8,240	23,809	137	42,765
% of valid votes	56.36%	9.03%	34.61%			

Summary

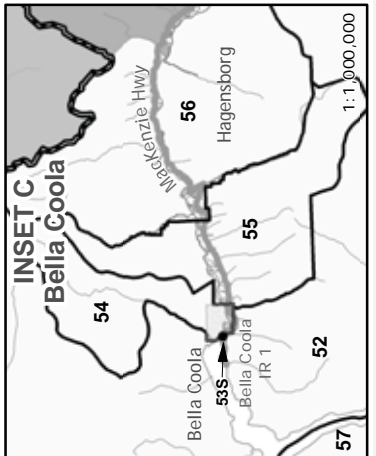
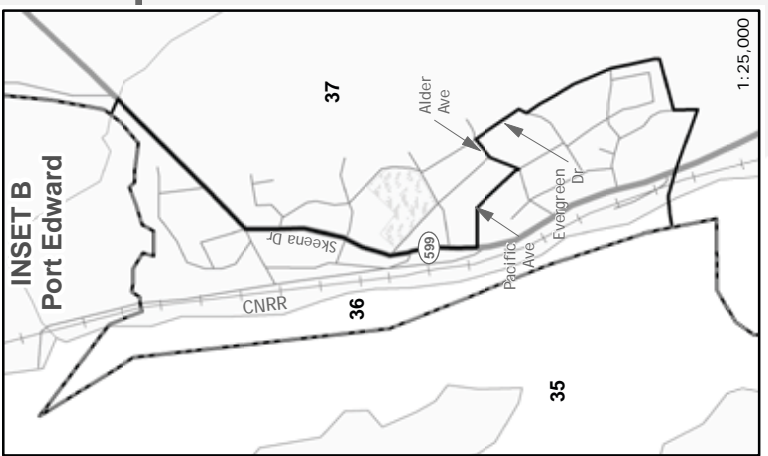
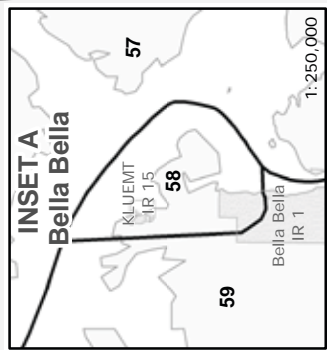
Valid votes - General and advance	22,410	94.12%	Total valid votes
s. 98 Special	118	0.50%	Total valid votes
s. 99 Absentee - in ED	876	3.68%	Total valid votes
s. 100 Absentee - out of ED	156	0.66%	Total valid votes
s. 101 Absentee - advance	33	0.14%	Total valid votes
s. 104 Voting in DEO office	168	0.71%	Total valid votes
s. 106 Voting by mail	48	0.19%	Total valid votes
Total valid votes	23,809		
Rejected ballots	137	0.57%	Ballots cast
Registered voters who voted	23,946	55.99%	Registered voters
Registered voters	42,765		
Candidate elected:	Dawn Black (NDP)		

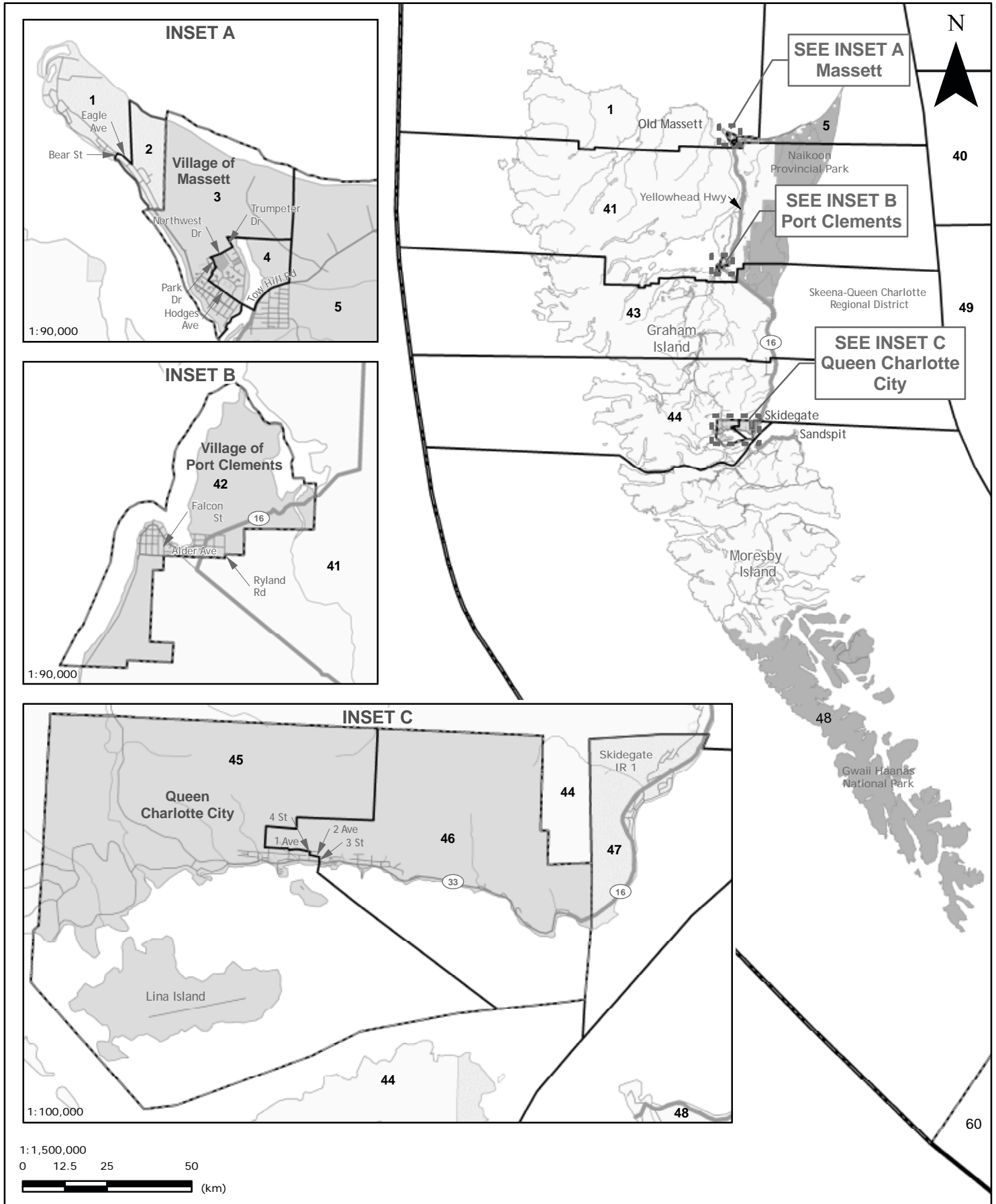
*1 Voting areas 8S, 22S, 29S, 33S, 34S and 65S combined

**North Coast (NOC)
MAP A - North Coast Electoral District**



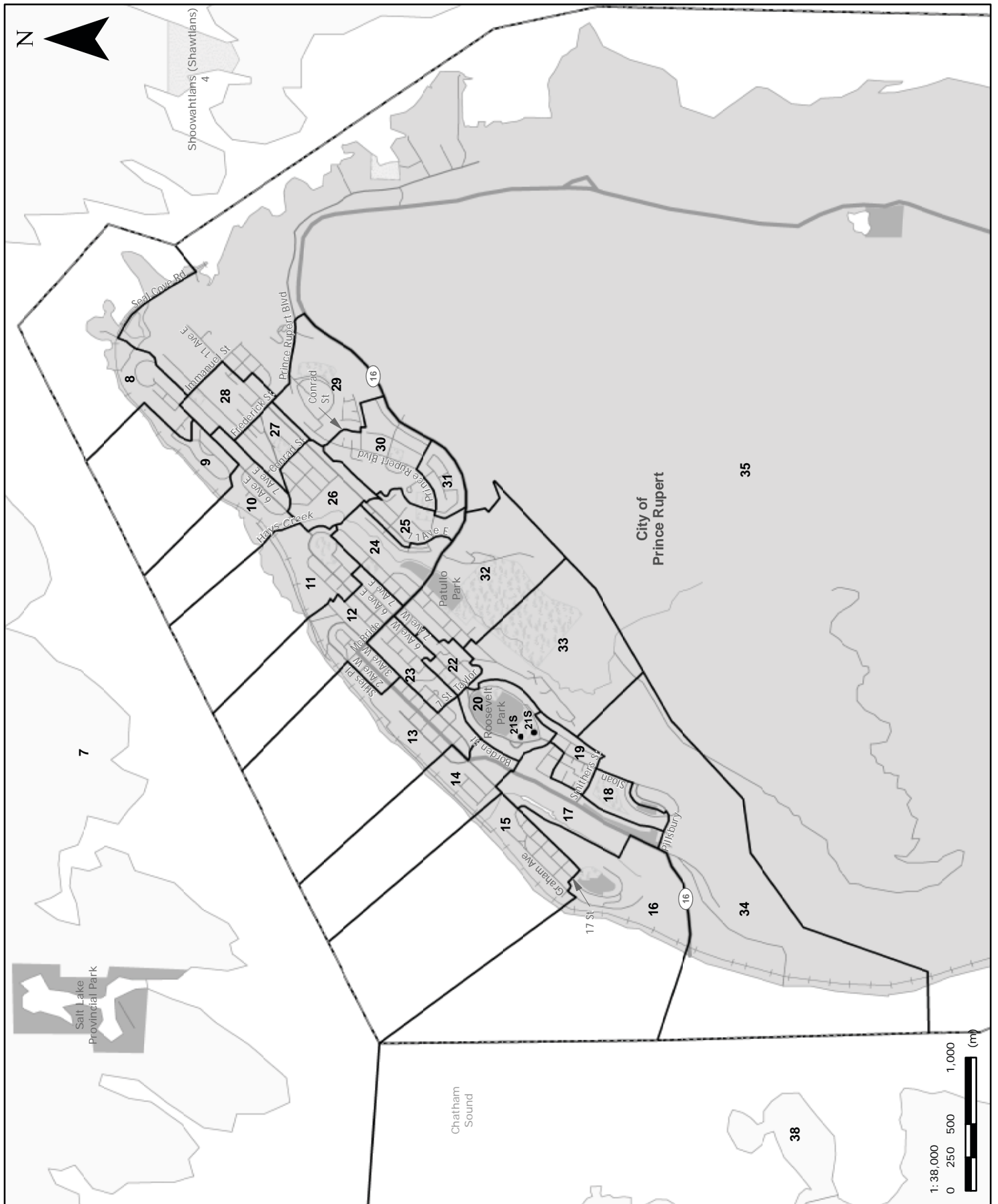
**SEE MAP B
Queen Charlotte**





**North Coast (NOC)
MAP C - Prince Rupert**

Statement of Votes
39th Provincial General Election
May 12, 2009



	Gary Coons	Lisa Girbav	Herb Pond	Total valid votes	Rejected ballots	Registered voters
	NDP	GP	LIB			
Advance voting						
G.E. Darby United Church	49	3	3	55	0	
Government Agent's Office, Bella Coola	65	7	41	113	0	
Howard Phillips Community Hall	74	8	25	107	0	
Prince Rupert Public Library	811	63	493	1,367	9	
Queen Charlotte Visitor Info Centre	97	25	27	149	2	
General voting						
Voting area						
1	45	3	4	52	1	221
2	47	3	2	52	0	219
3	50	21	21	92	1	219
4	54	10	18	82	1	227
5	59	18	22	99	2	223
6	125	13	58	196	1	407
7	25	1	20	46	0	65
8	92	8	46	146	1	338
9	67	11	43	121	2	292
10	85	22	50	157	1	343
11	86	8	69	163	2	361
12	78	8	56	142	0	362
13	40	12	29	81	0	271
14	67	15	50	132	0	332
15	54	12	84	150	1	324
16	43	7	103	153	1	312
17	76	6	40	122	0	340
18	66	10	67	143	0	367
19	69	6	63	138	1	326
20	73	9	61	143	2	354
21S *1	14	1	12	27	1	43
22	86	9	42	137	0	355
23	65	10	59	134	1	355
24	76	12	41	129	0	336
25	59	7	97	163	1	323
26	92	9	68	169	0	363
27	80	13	37	130	1	335
28	95	11	65	171	1	374
29	76	10	92	178	2	386
30	72	4	64	140	0	358
31	92	14	84	190	0	374
32	94	15	33	142	1	331
33	90	20	39	149	1	371
34	71	2	94	167	2	351
35	75	12	80	167	1	334
36	54	4	56	114	0	193
37	72	5	35	112	0	209
38 *2	23	0	5	28	0	38
39	44	0	0	44	2	87
40 *2	-	-	-	-	-	19

North Coast (NOC)
Voting results by voting area

Statement of Votes
 39th Provincial General Election
 May 12, 2009

Voting area (continued)	Gary Coons	Lisa Girbav	Herb Pond	Total valid votes	Rejected ballots	Registered voters
	NDP	GP	LIB			
41 *3	-	-	-	-	-	40
42 *3	93	32	67	192	3	327
43	62	9	14	85	1	141
44	30	7	9	46	1	114
45	90	22	42	154	2	330
46	81	23	31	135	0	333
47	137	10	29	176	0	380
48	88	23	30	141	0	279
49	39	1	30	70	1	190
50	27	9	47	83	2	168
51	14	2	11	27	0	39
52	72	3	5	80	0	142
53S *1	-	-	-	-	-	2
54	132	3	4	139	1	340
55	87	9	68	164	1	355
56	89	14	53	156	1	325
57	17	10	10	37	0	50
58	65	3	14	82	1	360
59 *4	91	11	19	121	0	282
60 *4	-	-	-	-	-	46
Sub totals	4,941	658	2,981	8,580	56	15,681
s. 98 Special	12	3	8	23	2	
s. 99 Absentee - in ED	68	11	22	101	1	
s. 100 Absentee - out of ED	18	5	21	44	7	
s. 101 Absentee - advance	4	2	8	14	1	
s. 104 Voting in DEO office	32	3	60	95	0	
s. 106 Voting by mail	22	1	10	33	3	
Grand totals	5,097	683	3,110	8,890	70	15,681
% of valid votes	57.33%	7.69%	34.98%			

Summary

Valid votes - General and advance	8,580	96.51%	Total valid votes
s. 98 Special	23	0.26%	Total valid votes
s. 99 Absentee - in ED	101	1.14%	Total valid votes
s. 100 Absentee - out of ED	44	0.49%	Total valid votes
s. 101 Absentee - advance	14	0.16%	Total valid votes
s. 104 Voting in DEO office	95	1.07%	Total valid votes
s. 106 Voting by mail	33	0.37%	Total valid votes

Total valid votes 8,890

Rejected ballots 70 0.78% Ballots cast
Registered voters who voted 8,960 57.14% Registered voters

Registered voters 15,681

Candidate elected: Gary Coons (NDP)

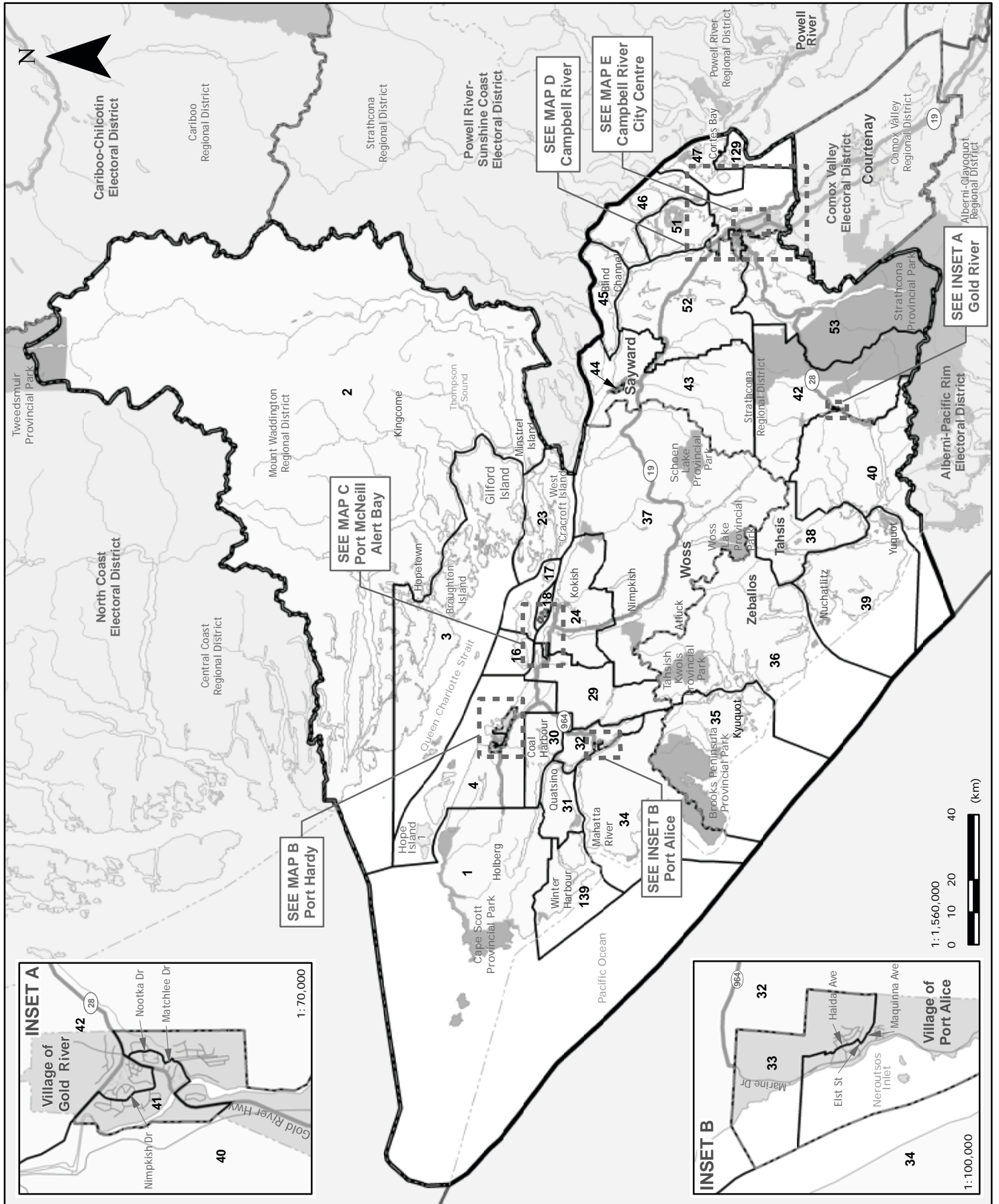
*1 Voting areas 21S and 53S combined

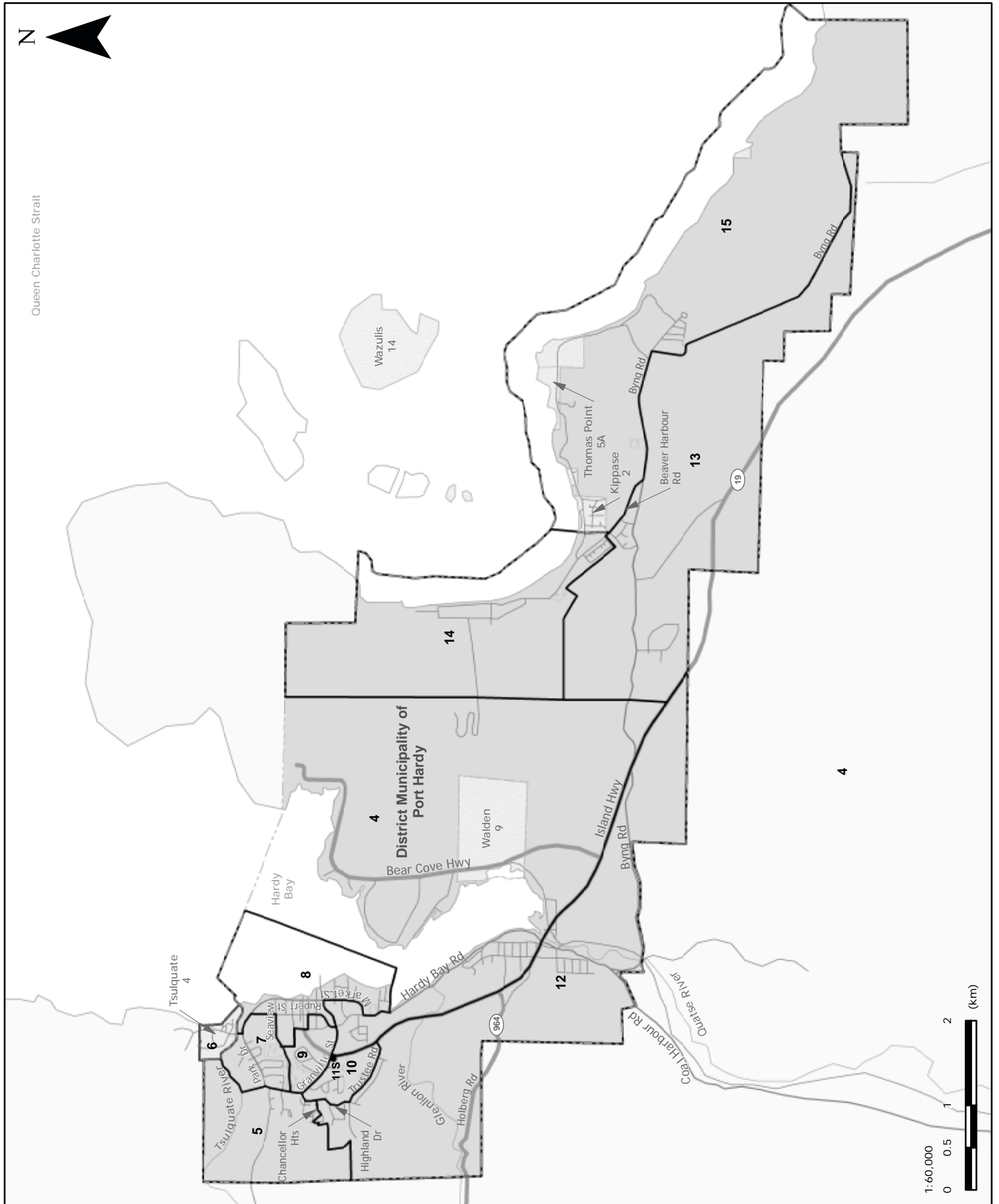
*2 Voting areas 38 and 40 combined

*3 Voting areas 41 and 42 combined

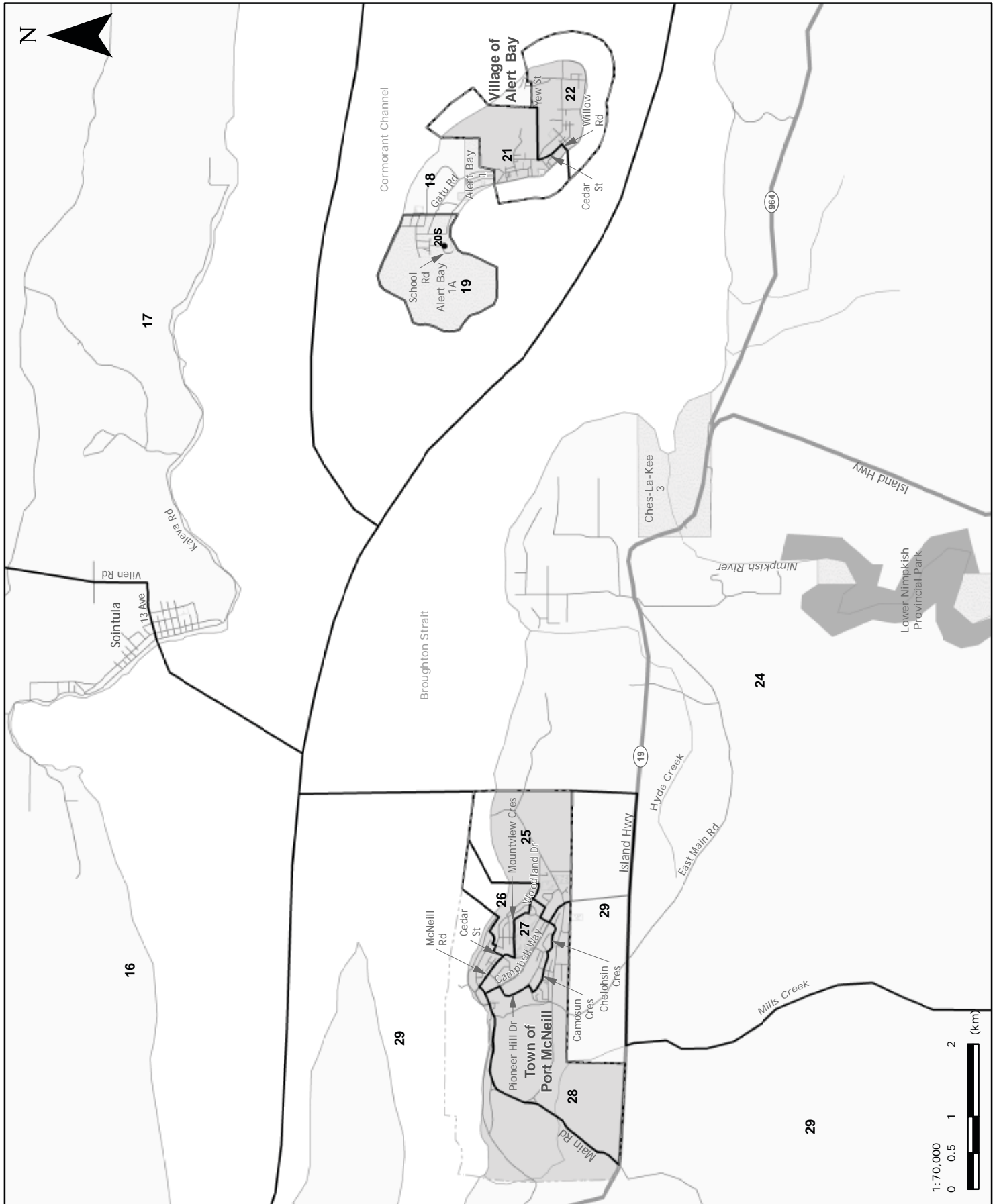
*4 Voting areas 59 and 60 combined

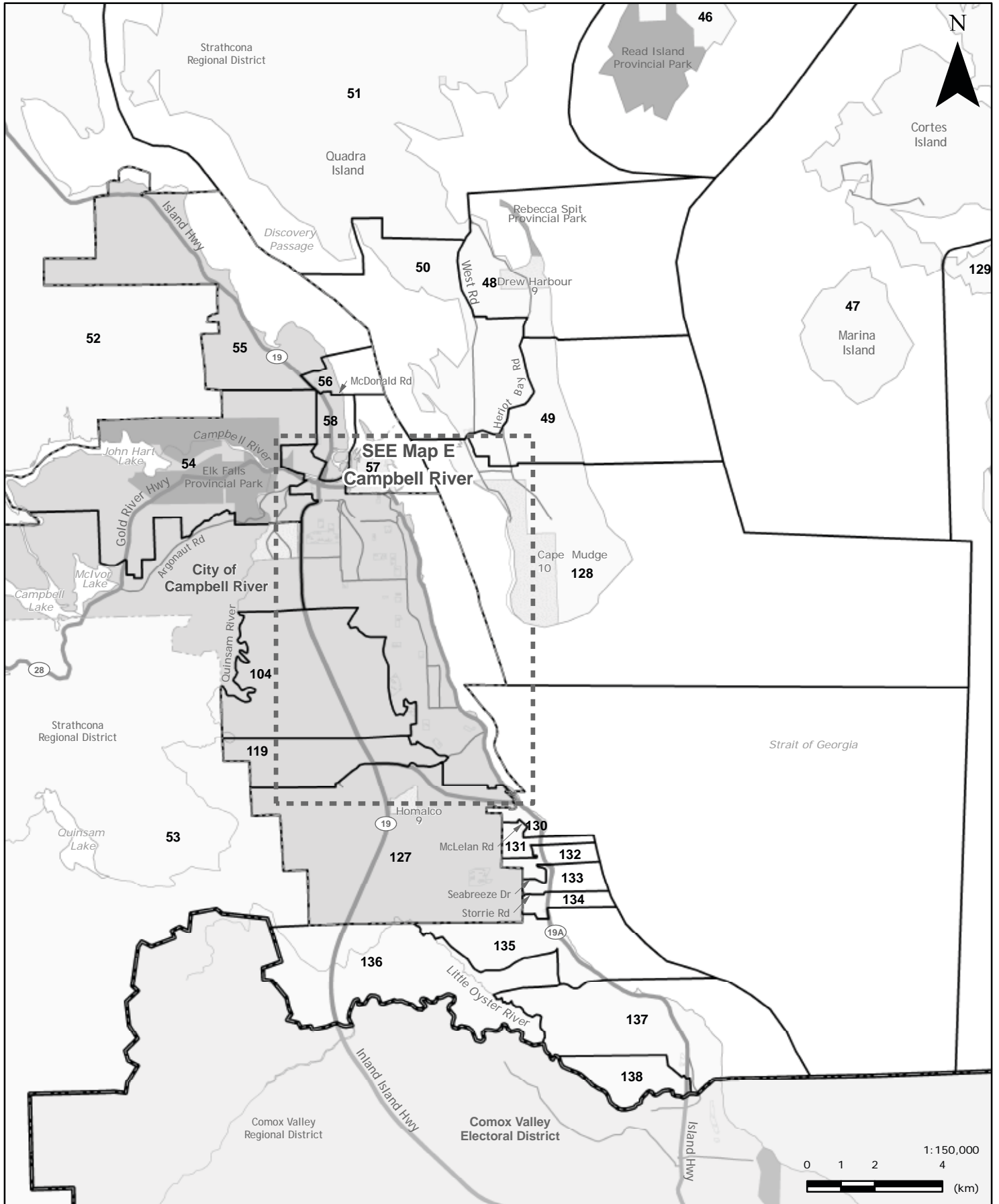
North Island (NOI)
MAP A - North Island Electoral District



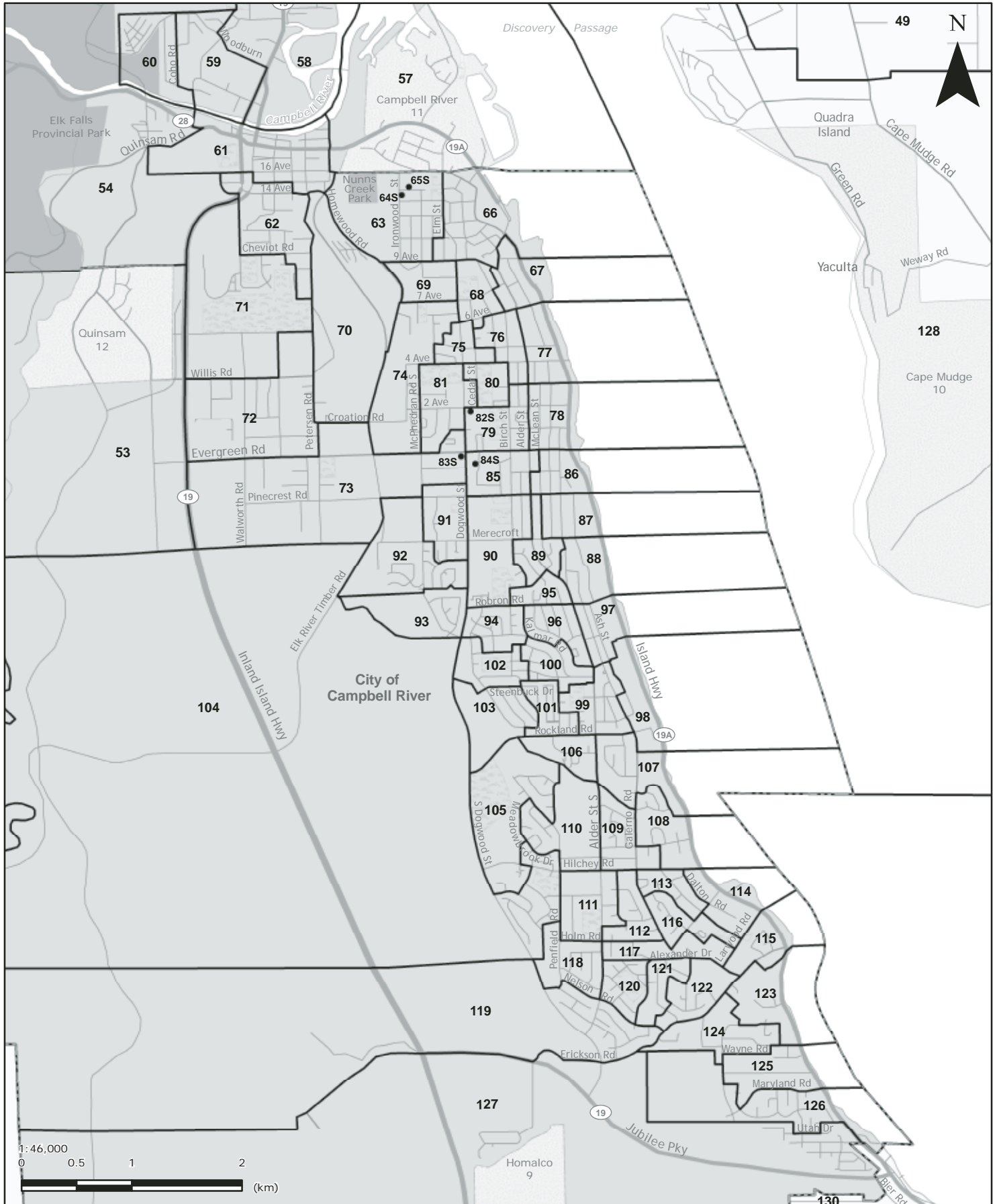


North Island (NOI)
MAP C - Port McNeill - Alert Bay





North Island (NOI)
MAP E - Campbell River City Centre



	William Walter Mewhort IND	Philip Stone GP	Claire Felicity Trevena NDP	Marion Wright LIB	Total valid votes	Rejected ballots	Registered voters
Advance voting							
Campbell River Community Centre	36	156	1,616	1,493	3,301	14	
Gold River Community Centre	2	8	113	70	193	0	
Hardy Bay Senior Citizens Centre	11	18	201	141	371	1	
Port McNeill Community Hall	5	15	153	119	292	2	
General voting							
Voting area							
1	1	5	10	23	39	0	61
2 *1	0	9	29	7	45	0	57
3 *1	-	-	-	-	-	-	32
4	5	5	68	53	131	0	330
5	2	1	17	19	39	0	311
6	1	0	67	47	115	4	249
7	3	13	86	54	156	2	347
8	1	7	60	50	118	1	293
9	0	5	41	31	77	0	256
10	0	1	43	40	84	0	328
11S *6	-	-	-	-	-	-	2
12	2	10	62	58	132	0	316
13	1	5	37	52	95	0	222
14	1	7	57	71	136	2	295
15	0	4	58	35	97	0	246
16	9	12	126	23	170	0	271
17	3	16	119	24	162	0	281
18	0	3	114	20	137	1	209
19	0	3	100	19	122	1	240
20S *6	-	-	-	-	-	-	3
21	2	7	89	17	115	0	183
22 *2	0	7	98	32	137	0	219
23 *2	-	-	-	-	-	-	11
24	7	19	72	74	172	0	395
25	5	13	85	83	186	2	377
26	7	5	81	79	172	0	363
27	2	7	74	54	137	0	371
28	5	6	64	58	133	2	357
29	1	12	72	54	139	3	341
30 *9	2	14	57	56	129	0	255
31 *9	-	-	-	-	-	-	34
32 *3	-	-	-	-	-	-	321
33	4	6	126	55	191	1	345
34 *3	4	10	98	47	159	0	3
35	0	1	31	18	50	0	88
36 *4	-	-	-	-	-	-	152
37	4	0	79	7	90	0	150
38	0	15	122	34	171	0	283
39 *4	3	2	26	37	68	1	9
40	2	9	78	37	126	1	315

North Island (NOI)
Voting results by voting area

Statement of Votes
 39th Provincial General Election
 May 12, 2009

Voting area (continued)	William Walter Mewhort	Philip Stone	Claire Felicity Trevena	Marion Wright	Total valid votes	Rejected ballots	Registered voters
	IND	GP	NDP	LIB			
41	3	13	107	45	168	2	369
42	5	7	74	67	153	0	356
43	5	8	97	60	170	0	353
44	3	10	100	52	165	0	255
45 *5	-	-	-	-	-	-	11
46 *5	0	8	40	9	57	0	66
47	0	30	143	50	223	2	377
48	1	18	142	28	189	1	312
49	0	49	173	42	264	0	370
50	0	44	143	48	235	0	350
51	0	27	156	51	234	2	336
52	3	4	25	26	58	0	189
53	0	1	36	43	80	0	269
54	1	14	77	28	120	0	346
55	3	15	102	67	187	0	339
56	1	14	91	61	167	1	320
57	0	7	84	53	144	0	309
58	1	9	92	44	146	1	352
59	0	10	56	51	117	0	287
60	1	7	77	39	124	0	272
61	2	6	58	28	94	2	331
62	2	14	68	67	151	1	356
63	3	6	50	21	80	1	287
64S *6	1	7	36	28	72	0	57
65S *6	-	-	-	-	-	-	90
66	0	14	41	27	82	0	264
67	1	19	44	36	100	0	343
68	5	8	61	33	107	1	323
69	2	9	43	19	73	0	355
70	1	8	58	56	123	0	356
71	2	4	57	83	146	0	321
72	3	7	70	55	135	1	364
73	1	14	42	57	114	1	361
74	1	15	50	48	114	1	352
75	3	16	38	22	79	1	378
76	0	15	80	25	120	0	319
77	3	10	58	74	145	0	336
78	2	13	58	60	133	1	321
79	2	22	56	33	113	1	305
80	1	3	42	18	64	0	312
81	0	7	59	36	102	1	326
82S *7	2	2	24	16	44	3	97
83S *7	-	-	-	-	-	-	9
84S *7	-	-	-	-	-	-	4
85	0	14	82	79	175	0	382
86	3	18	52	97	170	0	373
87	2	10	49	81	142	0	346
88	2	6	58	89	155	0	339
89	1	5	58	80	144	0	359
90	3	10	81	37	131	0	356

Voting area (continued)	William Walter Mewhort	Philip Stone	Claire Felicity Trevena	Marion Wright	Total valid votes	Rejected ballots	Registered voters
	IND	GP	NDP	LIB			
91	1	11	56	42	110	1	327
92	3	14	68	63	148	1	397
93	2	8	56	35	101	0	292
94	3	6	41	46	96	0	314
95	3	8	47	26	84	0	309
96	4	5	74	50	133	1	327
97	0	8	44	56	108	0	339
98	1	5	47	49	102	0	362
99	1	13	89	56	159	0	335
100	1	15	77	71	164	4	342
101	1	11	72	61	145	2	393
102	2	17	64	72	155	0	339
103	2	8	60	73	143	0	345
104	4	10	54	73	141	0	347
105	4	26	96	81	207	0	388
106	0	13	55	53	121	0	341
107	2	18	83	85	188	0	379
108	4	10	81	66	161	2	376
109	4	18	78	80	180	1	375
110	2	6	86	60	154	1	327
111	3	16	75	64	158	1	319
112	0	16	68	58	142	0	363
113	0	2	66	39	107	1	303
114	2	6	52	52	112	1	323
115	5	5	66	43	119	1	291
116	5	10	78	41	134	0	348
117	2	8	65	67	142	0	334
118	4	8	64	91	167	1	350
119	1	6	33	63	103	1	193
120	2	5	77	55	139	0	312
121	1	6	68	62	137	0	313
122	0	9	82	76	167	0	364
123	5	7	62	72	146	0	342
124	1	12	71	83	167	0	359
125	3	9	52	59	123	0	312
126	2	6	78	86	172	0	398
127	4	6	57	131	198	0	469
128	5	20	149	54	228	0	374
129	3	39	156	20	218	2	366
130	0	15	75	78	168	1	365
131	3	21	88	87	199	0	365
132	2	6	68	75	151	1	332
133	2	8	82	43	135	1	333
134	0	16	99	64	179	0	367
135	1	11	91	75	178	1	375
136	0	9	82	64	155	0	326
137	4	18	88	78	188	0	347
138 *8	4	18	95	73	190	0	347
139 *8	-	-	-	-	-	-	15
Sub totals	314	1,561	11,232	8,411	21,518	87	40,040

North Island (NOI)
Voting results by voting area

Statement of Votes
 39th Provincial General Election
 May 12, 2009

	William Walter Mewhort IND	Philip Stone GP	Claire Felicity Trevena NDP	Marion Wright LIB	Total valid votes	Rejected ballots	Registered voters
s. 98 Special	4	4	73	32	113	5	
s. 99 Absentee - in ED	8	57	288	227	580	3	
s. 100 Absentee - out of ED	4	16	60	45	125	4	
s. 101 Absentee - advance	0	4	21	15	40	0	
s. 104 Voting in DEO office	3	24	174	189	390	2	
s. 106 Voting by mail	0	4	17	18	39	1	
Grand totals	333	1,670	11,865	8,937	22,805	102	40,040
% of valid votes	1.46%	7.32%	52.03%	39.19%			

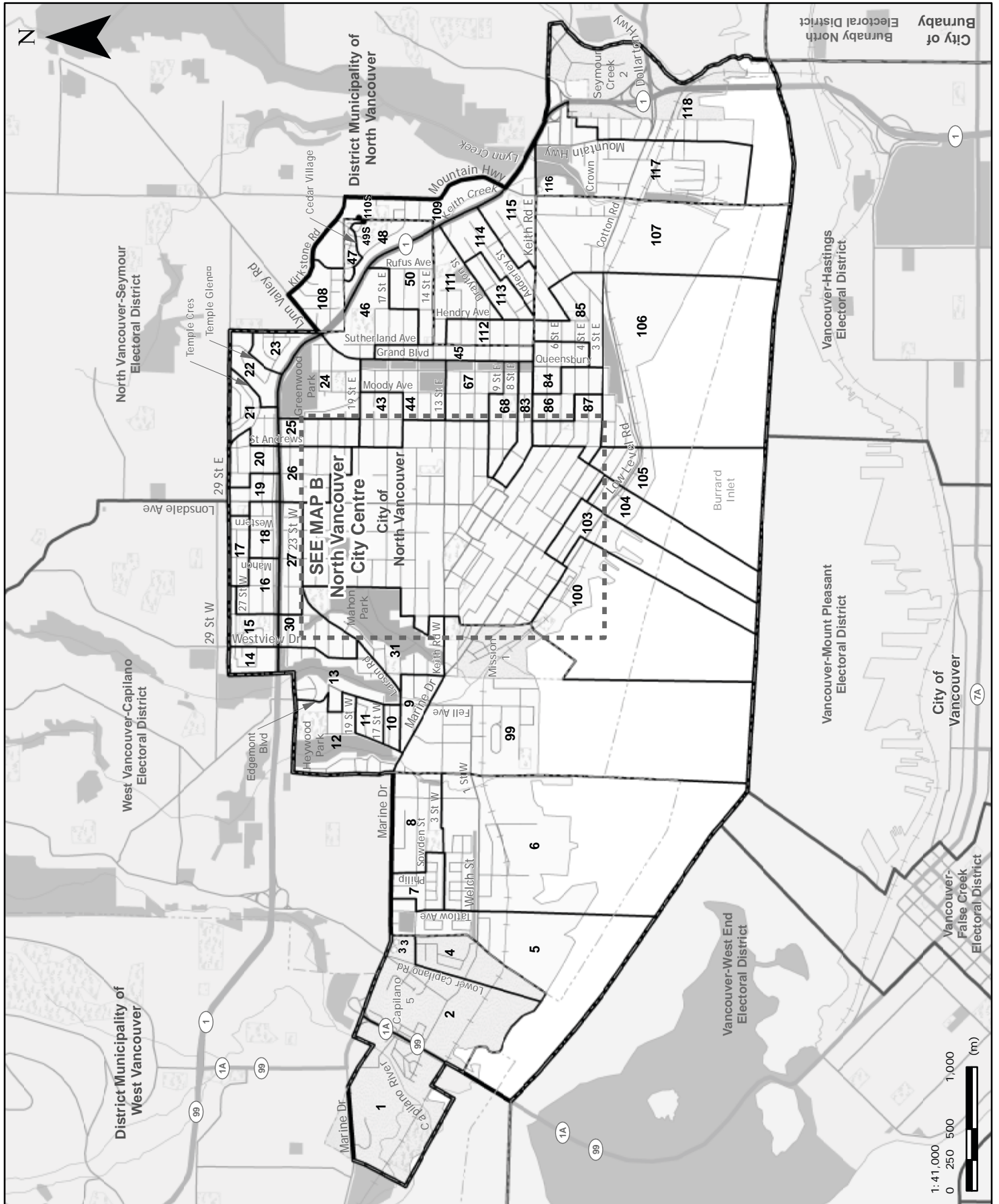
Summary

Valid votes - General and advance	21,518	94.36%	Total valid votes
s. 98 Special	113	0.50%	Total valid votes
s. 99 Absentee - in ED	580	2.54%	Total valid votes
s. 100 Absentee - out of ED	125	0.55%	Total valid votes
s. 101 Absentee - advance	40	0.18%	Total valid votes
s. 104 Voting in DEO office	390	1.71%	Total valid votes
s. 106 Voting by mail	39	0.16%	Total valid votes
Total valid votes	22,805		
Rejected ballots	102	0.45%	Ballots cast
Registered voters who voted	22,907	57.21%	Registered voters
Registered voters	40,040		

Candidate elected: Claire Felicity Trevena (NDP)

- *1 Voting areas 2 and 3 combined
- *2 Voting areas 22 and 23 combined
- *3 Voting areas 32 and 34 combined
- *4 Voting areas 36 and 39 combined
- *5 Voting areas 45 and 46 combined
- *6 Voting areas 11S, 20S, 64S and 65S combined
- *7 Voting areas 82S, 83S and 84S combined
- *8 Voting areas 138 and 139 combined
- *9 Voting areas 30 and 31 combined

North Vancouver-Lonsdale (NVL)
MAP A - North Vancouver-Lonsdale Electoral District



North Vancouver-Lonsdale (NVL)
MAP B - North Vancouver City Centre



North Vancouver-Lonsdale (NVL)
Voting results by voting area

	Michelle Corcos	Ron K. Gamble	Janice Harris	Ian McLeod	Naomi Yamamoto	Total valid votes	Rejected ballots	Registered voters
	GP	RP	NDP	CP	LIB			
Advance voting								
Ridgeway Annex School	82	14	502	42	817	1,457	7	
St. John's Anglican Church	115	17	657	84	918	1,791	10	
General voting								
Voting area								
1	2	4	25	6	39	76	0	158
2	11	0	57	2	30	100	1	331
3	4	0	33	7	22	66	0	281
4	4	0	43	6	30	83	0	268
5	10	0	51	10	97	168	1	309
6	15	9	45	9	93	171	1	332
7	21	3	68	6	87	185	0	319
8	6	2	53	10	62	133	1	296
9	14	1	68	4	61	148	0	396
10	11	6	51	3	77	148	1	380
11	14	0	73	3	49	139	1	359
12	14	3	43	8	86	154	0	303
13	8	0	69	7	80	164	0	323
14	10	1	37	0	48	96	2	269
15	16	2	65	13	92	188	3	346
16	14	1	37	3	109	164	0	291
17	14	3	56	8	104	185	2	315
18	10	0	46	7	79	142	2	336
19	6	1	62	15	68	152	0	380
20	10	0	42	4	110	166	0	355
21	13	2	44	5	93	157	2	380
22	2	0	15	5	72	94	2	312
23	7	0	27	3	73	110	0	324
24	14	1	66	2	109	192	1	374
25	14	0	59	5	80	158	0	320
26	22	1	60	5	95	183	0	380
27	10	5	60	7	74	156	0	335
28	10	0	50	1	55	116	1	319
29	14	5	62	10	81	172	2	315
30	15	2	37	12	103	169	0	344
31	23	1	56	4	67	151	1	324
32	9	0	55	13	61	138	1	268
33	10	1	43	0	36	90	0	342
34	15	0	67	5	42	129	0	340
35	13	1	55	8	67	144	0	347
36	11	2	49	5	43	110	0	302
37	14	1	57	2	68	142	2	347
38	11	0	53	4	76	144	1	297
39	12	2	40	6	39	99	0	315
40	11	1	43	10	68	133	3	328

North Vancouver-Lonsdale (NVL)
Voting results by voting area

Statement of Votes
 39th Provincial General Election
 May 12, 2009

	Michelle Corcos	Ron K. Gamble	Janice Harris	Ian McLeod	Naomi Yamamoto	Total valid votes	Rejected ballots	Registered voters
Voting area (continued)	GP	RP	NDP	CP	LIB			
41	15	0	36	3	41	95	1	307
42	10	4	42	3	73	132	0	336
43	9	1	56	3	90	159	0	360
44	13	2	63	5	98	181	0	361
45	11	0	54	4	100	169	1	347
46	17	2	66	5	88	178	0	367
47	10	0	43	2	84	139	0	274
48	11	0	36	9	56	112	0	256
49S *1	-	-	-	-	-	-	-	27
50	14	5	45	9	78	151	0	318
51	19	1	61	8	77	166	0	378
52S	13	1	31	20	34	99	4	165
53	9	2	28	11	52	102	1	329
54	9	1	28	7	44	89	0	240
55	3	0	25	8	52	88	0	258
56	6	0	37	7	35	85	0	306
57	12	3	49	6	64	134	0	357
58	11	4	46	8	90	159	0	345
59	13	3	57	5	80	158	1	336
60	12	2	36	3	68	121	0	325
61	11	0	42	2	52	107	0	346
62	3	1	37	5	50	96	1	283
63	12	4	31	3	55	105	0	283
64	10	0	69	7	69	155	1	356
65	16	1	59	4	41	121	1	347
66	21	4	35	7	63	130	0	316
67	20	5	82	6	95	208	2	371
68	17	2	86	5	91	201	2	372
69	9	3	49	3	75	139	0	293
70	5	3	50	5	78	141	1	288
71	11	1	52	9	57	130	1	345
72	13	1	62	3	62	141	2	404
73	12	5	58	6	44	125	0	323
74	17	0	69	5	36	127	0	372
75	13	2	57	4	56	132	0	360
76	15	1	59	9	64	148	0	334
77	18	3	50	7	48	126	0	358
78	12	1	42	4	65	124	2	335
79	20	1	44	6	49	120	0	361
80	18	2	73	6	66	165	1	370
81	10	3	47	2	63	125	1	340
82	17	0	49	4	98	168	0	325
83	19	3	67	8	107	204	2	399
84	23	3	60	2	67	155	1	339
85	22	2	65	8	71	168	0	347
86	15	3	70	13	85	186	1	344
87	17	1	80	2	77	177	0	364
88	9	1	42	5	85	142	1	377
89	16	2	48	3	64	133	1	362
90	18	0	85	4	48	155	0	371

	Michelle Corcos	Ron K. Gamble	Janice Harris	Ian McLeod	Naomi Yamamoto	Total valid votes	Rejected ballots	Registered voters
Voting area (continued)	GP	RP	NDP	CP	LIB			
91	20	1	47	6	75	149	0	336
92	8	3	59	13	31	114	2	315
93	9	1	42	4	70	126	0	311
94	11	3	67	10	41	132	2	278
95	14	1	36	6	81	138	0	384
96	17	5	79	9	116	226	2	344
97	16	0	56	4	45	121	0	363
98	11	0	50	4	13	78	1	267
99	4	0	43	0	30	77	0	318
100	6	0	19	2	62	89	1	225
101	2	1	35	3	69	110	0	239
102	6	2	46	10	68	132	0	340
103	23	1	61	3	58	146	1	338
104	21	2	59	3	79	164	0	324
105	17	3	53	3	50	126	1	348
106	12	3	77	4	56	152	1	328
107	17	2	64	7	77	167	4	343
108	5	1	51	7	109	173	0	361
109	15	3	59	7	115	199	1	364
110S *1	3	1	20	4	21	49	1	53
111	10	1	73	7	109	200	0	349
112	12	0	67	2	95	176	1	323
113	7	1	83	9	85	185	0	311
114	13	0	63	3	105	184	1	363
115	13	2	87	10	86	198	0	356
116	6	2	42	12	75	137	2	226
117	22	0	41	6	26	95	1	310
118	8	4	65	1	52	130	1	334
Sub totals	1,645	224	7,283	811	9,744	19,707	100	38,088
s. 98 Special	7	0	18	6	18	49	0	
s. 99 Absentee - in ED	81	6	272	27	286	672	33	
s. 100 Absentee - out of ED	33	1	91	11	107	243	22	
s. 101 Absentee - advance	4	0	31	2	49	86	2	
s. 104 Voting in DEO office	18	0	78	5	86	187	6	
s. 106 Voting by mail	3	1	16	0	33	53	0	
Grand totals	1,791	232	7,789	862	10,323	20,997	163	38,088
% of valid votes	8.53%	1.10%	37.10%	4.11%	49.16%			

North Vancouver-Lonsdale (NVL)
Voting results by voting area

Summary

Valid votes - General and advance	19,707	93.86%	Total valid votes
s. 98 Special	49	0.23%	Total valid votes
s. 99 Absentee - in ED	672	3.20%	Total valid votes
s. 100 Absentee - out of ED	243	1.16%	Total valid votes
s. 101 Absentee - advance	86	0.41%	Total valid votes
s. 104 Voting in DEO office	187	0.89%	Total valid votes
s. 106 Voting by mail	53	0.25%	Total valid votes

Total valid votes 20,997

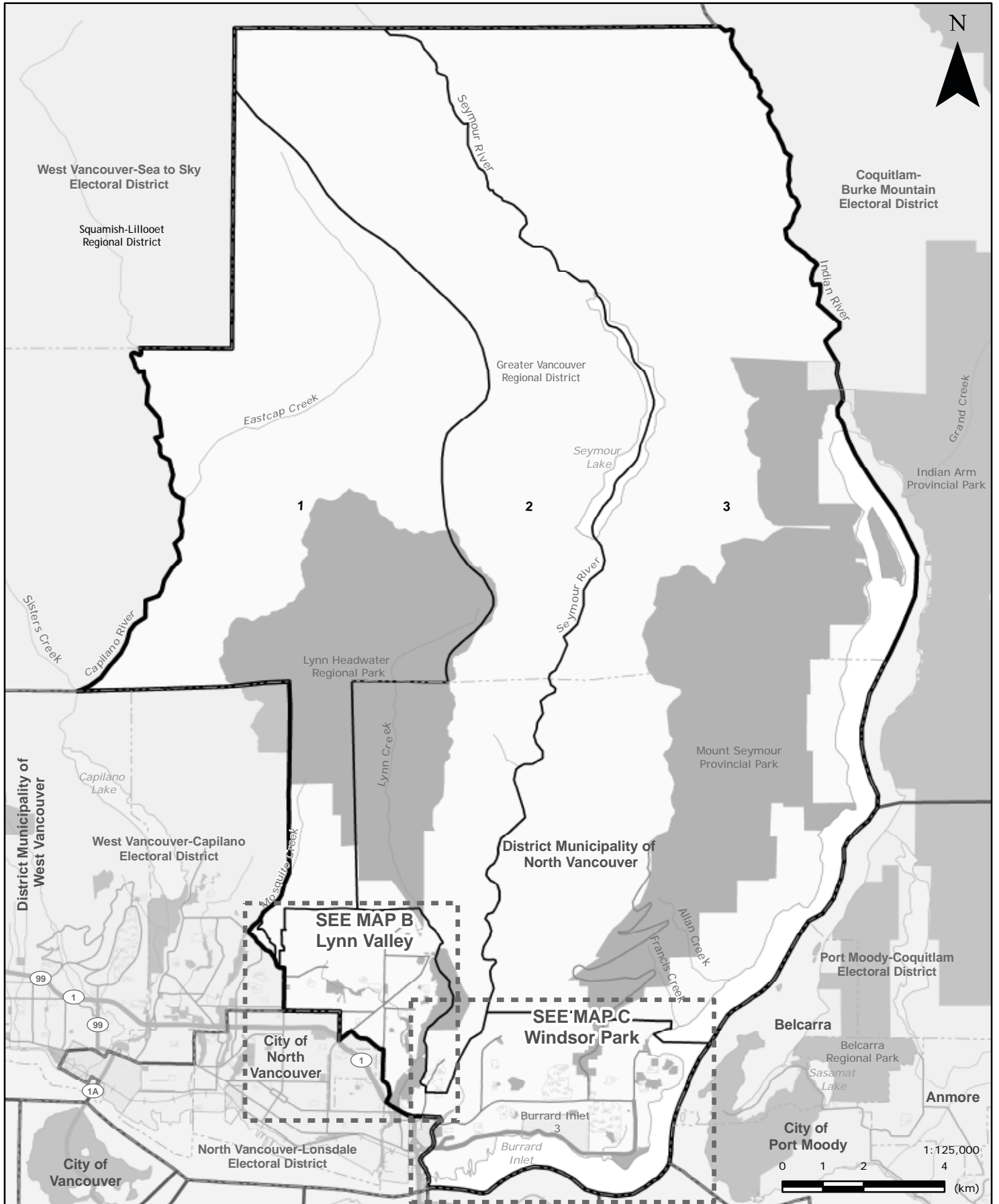
Rejected ballots 163 0.77% Ballots cast
Registered voters who voted 21,160 55.56% Registered voters

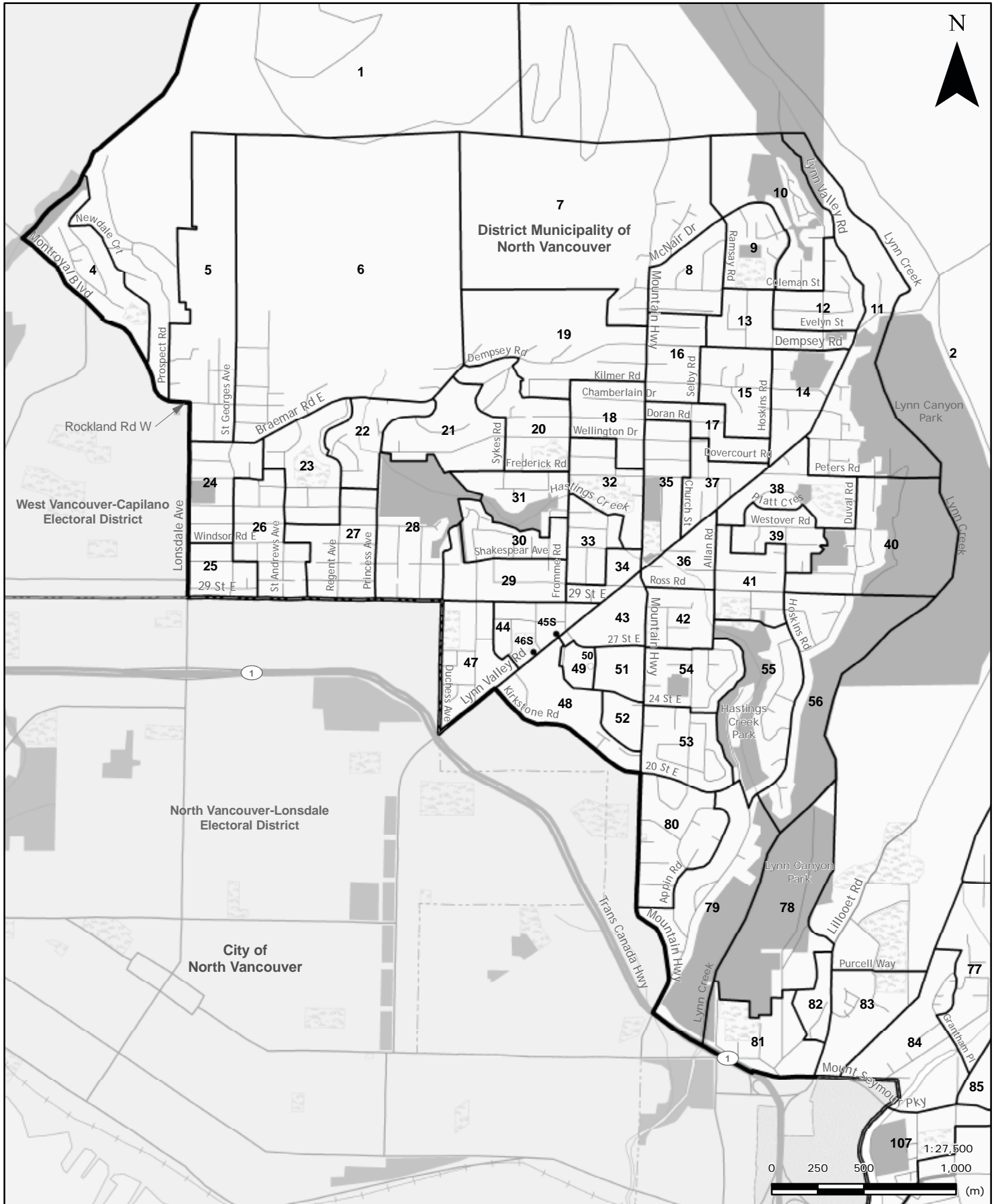
Registered voters 38,088

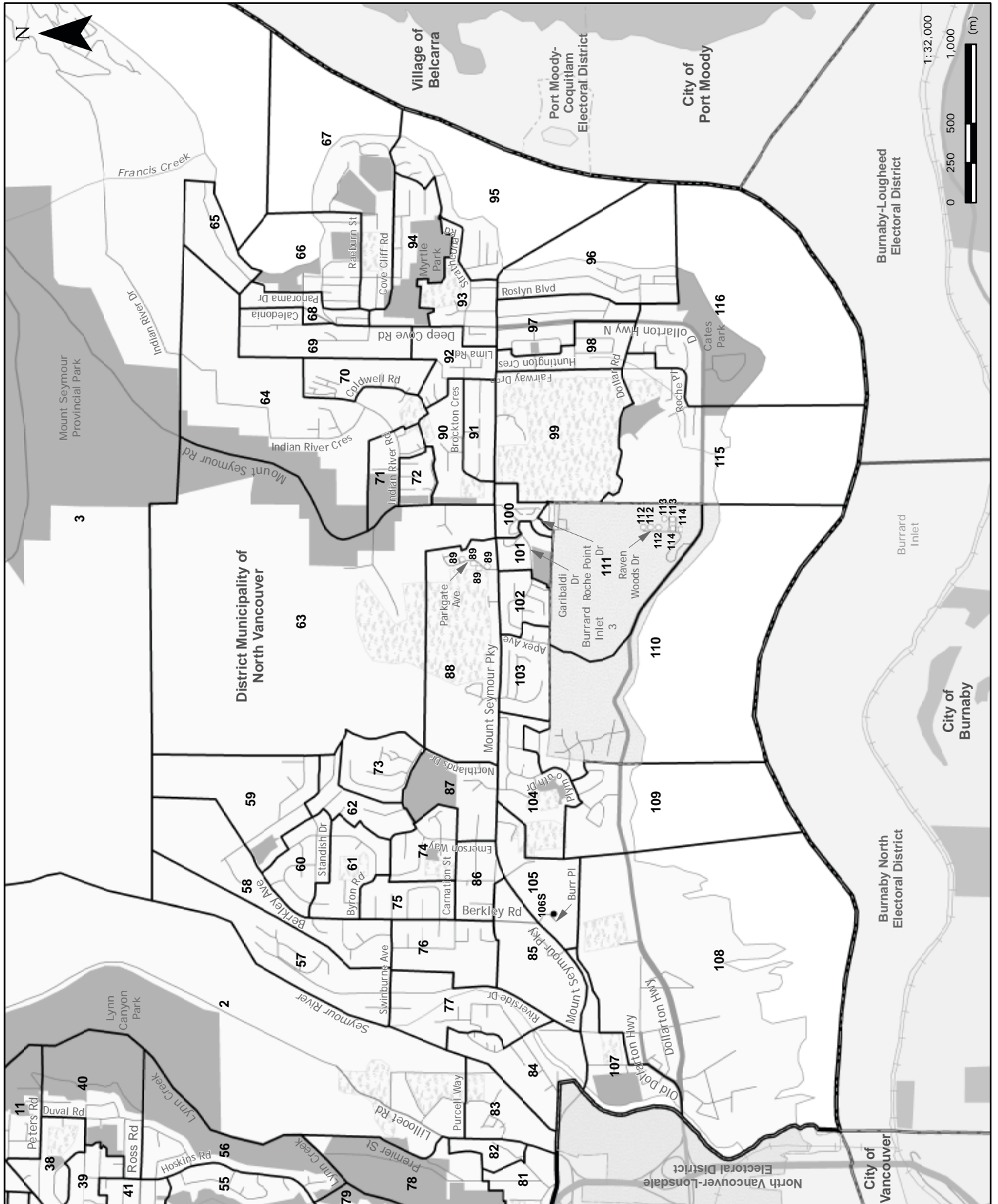
Candidate elected: Naomi Yamamoto (LIB)

*1 Voting areas 49S and 110S combined

North Vancouver-Seymour (NVS)
MAP A - North Vancouver-Seymour Electoral District







North Vancouver-Seymour (NVS)
Voting results by voting area

Statement of Votes
 39th Provincial General Election
 May 12, 2009

	Gary Bickling Hee CP	Mo Norton NDP	Daniel Quinn GP	Jane Ann Thorntwaite LIB	Total valid votes	Rejected ballots	Registered voters
Advance voting							
Karen Magnussen Recreation Centre	66	417	87	853	1,423	3	
Parkgate Community Centre	94	575	145	1,457	2,271	8	
St. Martin's Anglican Church	19	84	41	294	438	1	
General voting							
Voting area							
1	6	27	20	104	157	0	352
2	1	44	16	82	143	2	270
3	2	27	15	51	95	0	218
4	2	37	8	106	153	1	375
5	6	25	14	133	178	0	368
6	13	32	14	128	187	2	362
7	12	40	20	108	180	0	341
8	7	42	17	139	205	0	347
9	13	61	25	113	212	1	370
10	4	49	19	121	193	1	345
11	10	44	7	90	151	1	323
12	9	39	18	97	163	0	311
13	6	43	16	98	163	0	297
14	8	58	18	102	186	2	354
15	6	53	16	98	173	1	344
16	5	52	10	97	164	0	301
17	3	55	13	67	138	0	284
18	10	52	22	96	180	0	349
19	1	26	6	127	160	1	359
20	6	32	17	95	150	0	377
21	7	28	10	98	143	1	336
22	5	34	12	96	147	1	320
23	4	27	16	119	166	1	320
24	5	26	25	97	153	1	368
25	12	49	16	83	160	0	313
26	8	32	13	111	164	0	351
27	8	27	24	97	156	0	330
28	9	50	21	98	178	1	352
29	4	60	12	86	162	1	337
30	2	53	17	61	133	2	302
31	6	41	14	91	152	1	333
32	7	57	19	80	163	2	351
33	3	49	24	77	153	0	330
34	6	33	13	48	100	0	339
35	8	62	12	94	176	0	358
36	2	52	14	67	135	0	286
37	11	62	16	80	169	0	311
38	3	54	20	97	174	0	357
39	10	45	18	77	150	0	311
40	5	51	28	92	176	0	321

North Vancouver-Seymour (NVS)
Voting results by voting area

Voting area (continued)	Gary Bickling Hee	Mo Norton	Daniel Quinn	Jane Ann Thornthwaite	Total valid votes	Rejected ballots	Registered voters
	CP	NDP	GP	LIB			
41	11	57	22	105	195	0	318
42	9	57	7	56	129	0	315
43	2	45	10	34	91	1	278
44	5	35	21	78	139	1	322
45S	10	13	2	23	48	1	97
46S	1	4	1	21	27	0	58
47	5	45	11	79	140	1	315
48	4	33	2	62	101	0	253
49	9	71	6	36	122	0	257
50	15	49	3	49	116	1	199
51	6	55	11	34	106	1	266
52	13	53	12	50	128	3	330
53	8	45	22	95	170	0	356
54	9	31	13	104	157	2	312
55	6	42	26	117	191	0	342
56	8	64	23	129	224	1	368
57	3	40	20	97	160	0	359
58	3	46	13	119	181	0	343
59	8	30	6	129	173	0	333
60	12	34	18	118	182	2	360
61	8	38	19	139	204	3	364
62	7	44	16	140	207	1	352
63	6	15	7	73	101	0	344
64	3	36	12	135	186	0	368
65	3	25	10	68	106	0	279
66	5	57	18	72	152	0	346
67	7	59	20	106	192	0	346
68	8	41	22	71	142	0	320
69	2	46	22	91	161	0	356
70	0	32	11	112	155	0	307
71	8	43	18	99	168	0	312
72	8	45	22	115	190	2	357
73	7	17	5	118	147	0	343
74	5	23	14	105	147	0	326
75	6	28	13	139	186	0	342
76	3	28	7	92	130	0	313
77	5	36	15	115	171	1	337
78	6	55	13	59	133	0	290
79	5	43	17	94	159	0	368
80	9	61	16	97	183	3	380
81	6	35	14	42	97	1	276
82	5	78	18	94	195	0	370
83	11	50	25	61	147	1	345
84	8	43	15	109	175	1	340
85	4	32	4	45	85	0	299
86	2	46	13	73	134	2	309
87	9	33	12	91	145	0	311
88	1	25	11	76	113	0	306
89	8	34	12	64	118	0	238
90	4	34	18	110	166	0	374

North Vancouver-Seymour (NVS)
Voting results by voting area

Statement of Votes
 39th Provincial General Election
 May 12, 2009

Voting area (continued)	Gary Bickling Hee	Mo Norton	Daniel Quinn	Jane Ann Thorntwaite	Total valid votes	Rejected ballots	Registered voters
	CP	NDP	GP	LIB			
91	10	51	17	91	169	2	356
92	4	43	16	96	159	1	369
93	3	68	24	73	168	2	327
94	0	54	27	79	160	0	309
95	7	41	24	127	199	0	360
96	5	30	2	115	152	0	327
97	5	37	14	106	162	2	351
98	3	37	15	107	162	0	330
99	7	25	19	92	143	0	300
100	2	18	2	124	146	1	315
101	9	34	8	78	129	2	334
102	6	26	16	84	132	2	380
103	2	19	8	77	106	0	312
104	9	44	12	78	143	0	288
105	3	53	13	61	130	0	323
106S	5	14	9	0	28	1	91
107	6	58	18	40	122	0	286
108	9	62	16	36	123	0	306
109	4	47	14	105	170	1	334
110	4	52	9	54	119	0	257
111	2	23	10	48	83	0	252
112	2	36	13	81	132	1	348
113	4	40	15	60	119	0	273
114	2	35	11	53	101	0	279
115	2	30	5	84	121	0	341
116	0	49	14	89	152	0	351
Sub totals	865	5,863	1,967	12,783	21,478	79	37,071
s. 98 Special	4	12	5	26	47	1	
s. 99 Absentee - in ED	32	199	79	345	655	2	
s. 100 Absentee - out of ED	15	56	28	68	167	16	
s. 101 Absentee - advance	1	12	9	31	53	0	
s. 104 Voting in DEO office	12	60	21	145	238	2	
s. 106 Voting by mail	2	10	7	28	47	0	
Grand totals	931	6,212	2,116	13,426	22,685	100	37,071
% of valid votes	4.10%	27.38%	9.34%	59.18%			

Summary

Valid votes - General and advance	21,478	94.68%	Total valid votes
s. 98 Special	47	0.21%	Total valid votes
s. 99 Absentee - in ED	655	2.89%	Total valid votes
s. 100 Absentee - out of ED	167	0.74%	Total valid votes
s. 101 Absentee - advance	53	0.23%	Total valid votes
s. 104 Voting in DEO office	238	1.04%	Total valid votes
s. 106 Voting by mail	47	0.21%	Total valid votes

Total valid votes 22,685

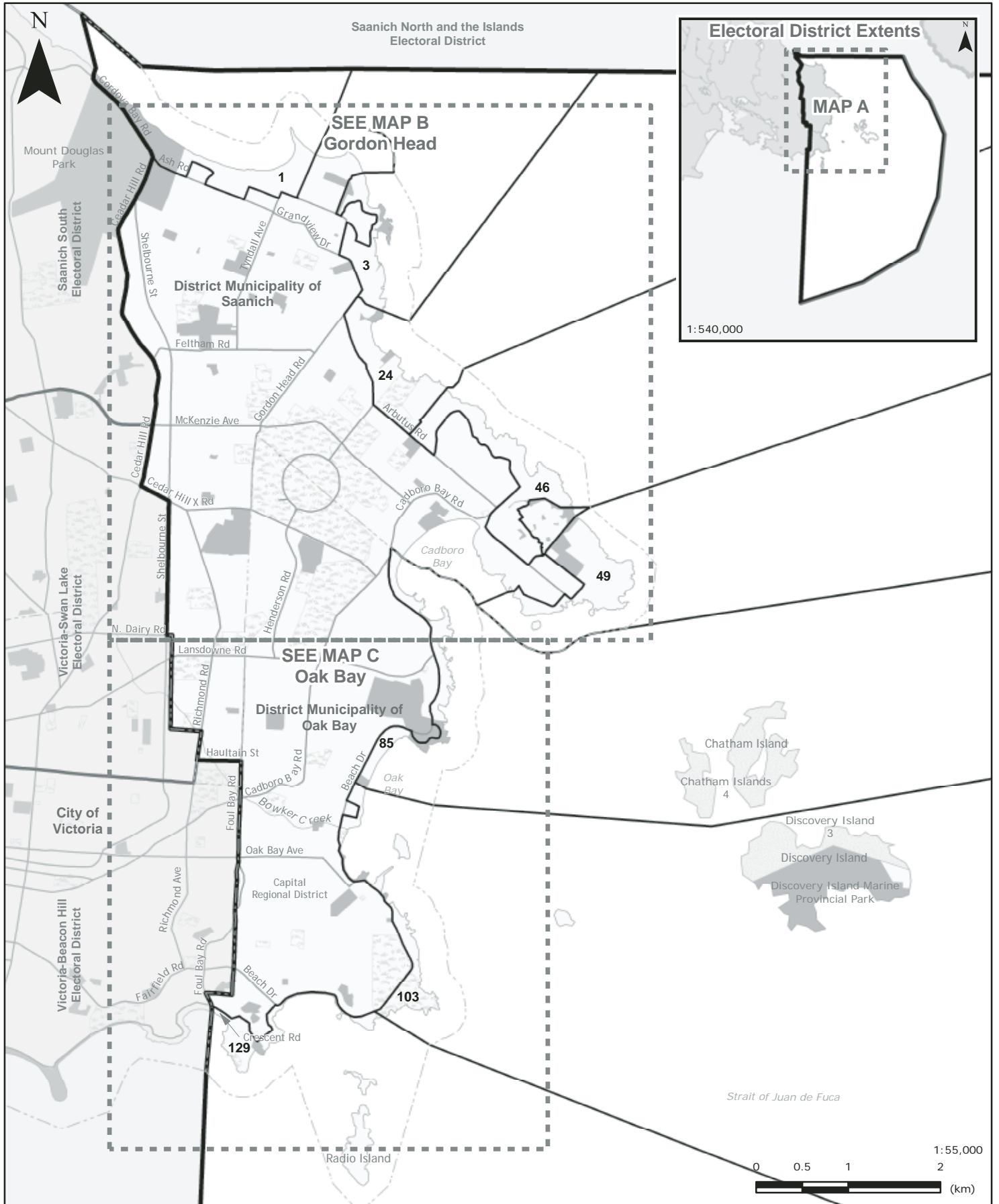
Rejected ballots 100 0.44% Ballots cast

Registered voters who voted 22,785 61.46% Registered voters

Registered voters 37,071

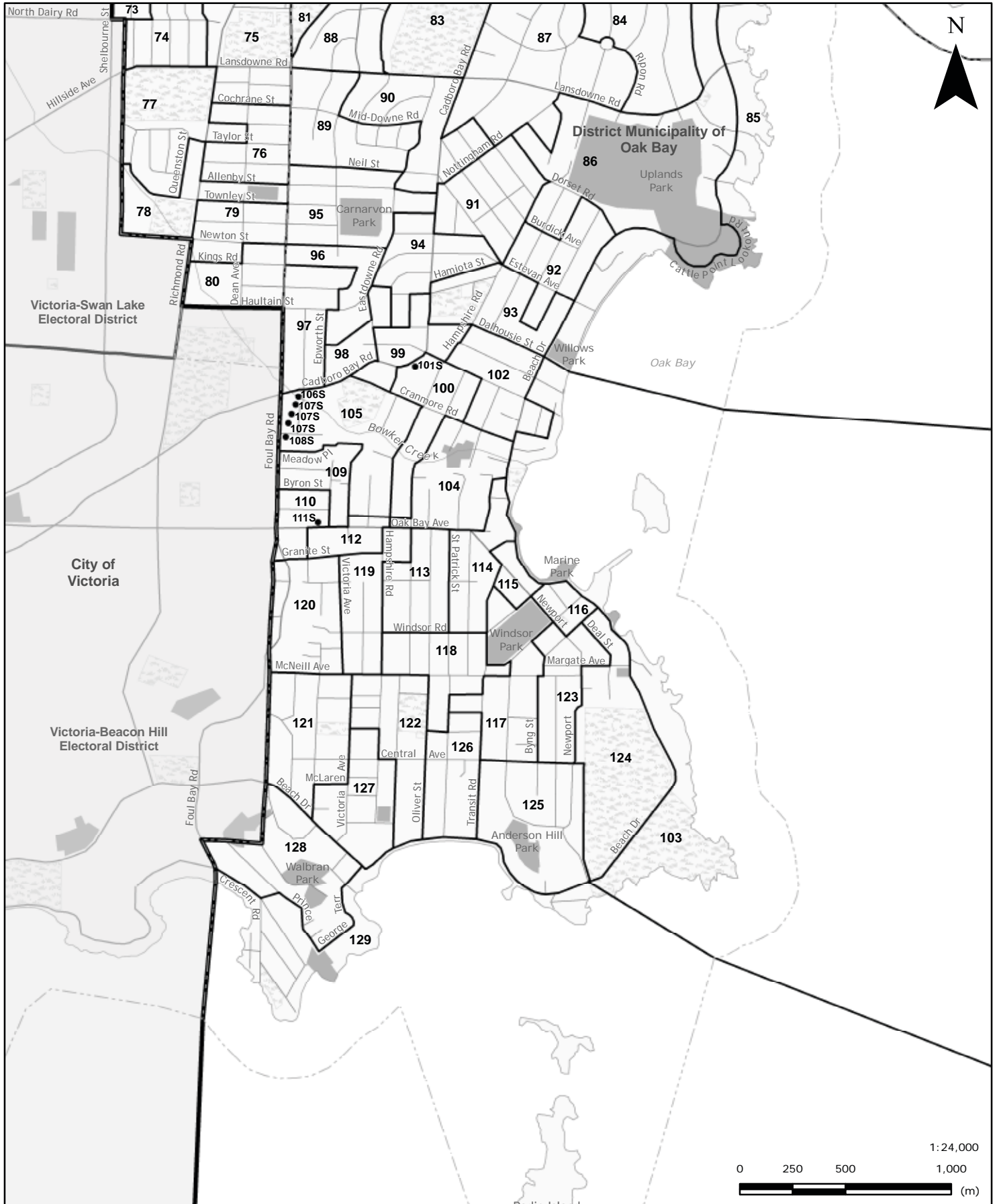
Candidate elected: Jane Ann Thornthwaite (LIB)

Oak Bay-Gordon Head (OBG)
MAP A - Oak Bay-Gordon Head Electoral District





Oak Bay-Gordon Head (OBG)
MAP C - Oak Bay



Oak Bay-Gordon Head (OBG)
Voting results by voting area

	Ida Chong	Steven Johns	Jessica Van der Veen	Total valid votes	Rejected ballots	Registered voters
	LIB	GP	NDP			
Advance voting						
Cadboro Bay United Church	664	95	484	1,243	5	
Emmanuel Baptist Church	996	145	966	2,107	6	
Glenlyon Norfolk School	893	146	767	1,806	13	
General voting						
Voting area						
1	100	23	60	183	0	338
2	106	13	76	195	1	307
3	101	10	44	155	0	306
4	95	6	69	170	0	335
5	96	21	80	197	0	365
6	92	11	97	200	2	361
7	88	18	77	183	1	305
8	86	8	60	154	0	294
9	78	14	90	182	0	353
10	63	16	76	155	1	300
11	107	14	87	208	1	351
12	131	18	72	221	0	365
13	103	14	111	228	1	359
14	71	19	85	175	1	365
15	82	12	98	192	1	328
16	90	9	98	197	1	338
17	77	21	90	188	0	365
18	63	13	74	150	1	338
19	65	14	93	172	2	348
20	119	12	85	216	0	368
21	69	12	73	154	0	331
22	86	9	77	172	0	327
23	84	17	48	149	2	298
24	93	14	67	174	0	355
25	77	15	83	175	0	317
26	68	8	83	159	1	322
27	87	14	76	177	0	366
28	76	15	93	184	1	367
29	41	9	84	134	0	301
30S	77	1	21	99	1	115
31	56	19	107	182	0	368
32	53	9	59	121	0	332
33S *1	88	7	61	156	3	98
34	56	5	79	140	2	282
35	72	12	60	144	1	306
36	80	20	57	157	1	336
37	39	17	80	136	2	338
38	27	6	83	116	1	309
39	55	15	81	151	1	351
40	48	20	68	136	1	357

Oak Bay-Gordon Head (OBG)
Voting results by voting area

Statement of Votes
 39th Provincial General Election
 May 12, 2009

	Ida Chong	Steven Johns	Jessica Van der Veen	Total valid votes	Rejected ballots	Registered voters
Voting area (continued)	LIB	GP	NDP			
41S *1	-	-	-	-	-	117
42	75	10	69	154	2	295
43	90	22	67	179	3	336
44	56	17	86	159	1	304
45S *2	26	9	22	57	1	28
46	97	19	73	189	0	349
47	74	13	56	143	1	288
48	86	8	20	114	0	286
49	110	18	55	183	0	344
50	116	23	36	175	2	317
51	71	14	56	141	1	285
52	79	13	79	171	0	317
53	69	16	78	163	2	281
54 *3	57	16	32	105	1	212
55 *3	-	-	-	-	-	147
56 *3	-	-	-	-	-	154
57	9	16	52	77	0	264
58 *3	-	-	-	-	-	182
59	55	11	80	146	0	289
60	43	13	71	127	0	289
61	79	15	97	191	1	352
62	49	11	48	108	0	314
63	47	12	51	110	1	275
64	86	28	76	190	2	350
65	49	25	78	152	1	309
66	70	20	93	183	5	324
67	62	20	83	165	2	278
68	64	12	78	154	1	314
69S *2	-	-	-	-	-	68
70	41	18	69	128	0	286
71	71	22	76	169	0	293
72	50	9	100	159	2	322
73	56	9	99	164	1	334
74	70	17	114	201	0	354
75	72	18	91	181	1	317
76	60	15	87	162	0	318
77	51	13	118	182	0	296
78	29	27	89	145	0	319
79	42	17	109	168	0	310
80	35	8	69	112	0	275
81	101	17	52	170	0	327
82	79	19	98	196	2	328
83	85	11	42	138	0	296
84	122	8	40	170	2	345
85	48	5	28	81	0	298
86	93	7	44	144	0	294
87	132	10	32	174	0	321
88	75	11	52	138	0	293
89	89	21	60	170	0	340
90	89	20	61	170	1	347

	Ida Chong	Steven Johns	Jessica Van der Veen	Total valid votes	Rejected ballots	Registered voters
Voting area (continued)	LIB	GP	NDP			
91	82	9	76	167	1	339
92	65	9	69	143	1	299
93	74	14	55	143	1	307
94	79	19	94	192	1	348
95	73	16	74	163	1	357
96	53	12	108	173	2	336
97	61	18	94	173	0	312
98	44	20	50	114	0	278
99	51	22	94	167	3	335
100	78	15	62	155	0	318
101S *4	99	18	44	161	9	269
102	72	10	75	157	1	311
103	70	10	23	103	0	250
104	75	28	52	155	1	315
105	68	20	68	156	3	282
106S *5	76	9	63	148	3	51
107S *5	-	-	-	-	-	124
108S *5	-	-	-	-	-	116
109	39	14	69	122	1	263
110	32	11	73	116	2	286
111S *4	-	-	-	-	-	88
112	46	10	66	122	2	285
113	61	11	52	124	0	302
114	59	12	44	115	0	317
115	28	4	20	52	0	271
116	33	3	30	66	0	260
117	73	23	91	187	0	333
118	65	17	97	179	0	342
119	53	24	92	169	2	285
120	69	20	46	135	0	290
121	94	21	91	206	2	338
122	81	18	111	210	0	355
123	74	21	60	155	0	302
124	70	9	41	120	1	299
125	103	13	28	144	2	298
126	76	21	81	178	1	304
127	91	23	86	200	0	358
128	108	14	47	169	1	323
129	84	15	65	164	1	323
Sub totals	11,266	2,152	10,736	24,154	132	38,415
s. 98 Special	22	7	26	55	4	
s. 99 Absentee - in ED	239	88	241	568	4	
s. 100 Absentee - out of ED	72	27	97	196	13	
s. 101 Absentee - advance	20	8	18	46	1	
s. 104 Voting in DEO office	208	43	160	411	6	
s. 106 Voting by mail	50	5	38	93	1	
Grand totals	11,877	2,330	11,316	25,523	161	38,415
% of valid votes	46.53%	9.13%	44.34%			

Oak Bay-Gordon Head (OBG)
Voting results by voting area

Summary

Valid votes - General and advance	24,154	94.64%	Total valid votes
s. 98 Special	55	0.21%	Total valid votes
s. 99 Absentee - in ED	568	2.23%	Total valid votes
s. 100 Absentee - out of ED	196	0.77%	Total valid votes
s. 101 Absentee - advance	46	0.18%	Total valid votes
s. 104 Voting in DEO office	411	1.61%	Total valid votes
s. 106 Voting by mail	93	0.36%	Total valid votes

Total valid votes 25,523

Rejected ballots 161 0.63% Ballots cast
 Registered voters who voted 25,684 66.86% Registered voters

Registered voters 38,415

Candidate elected: Ida Chong (LIB)

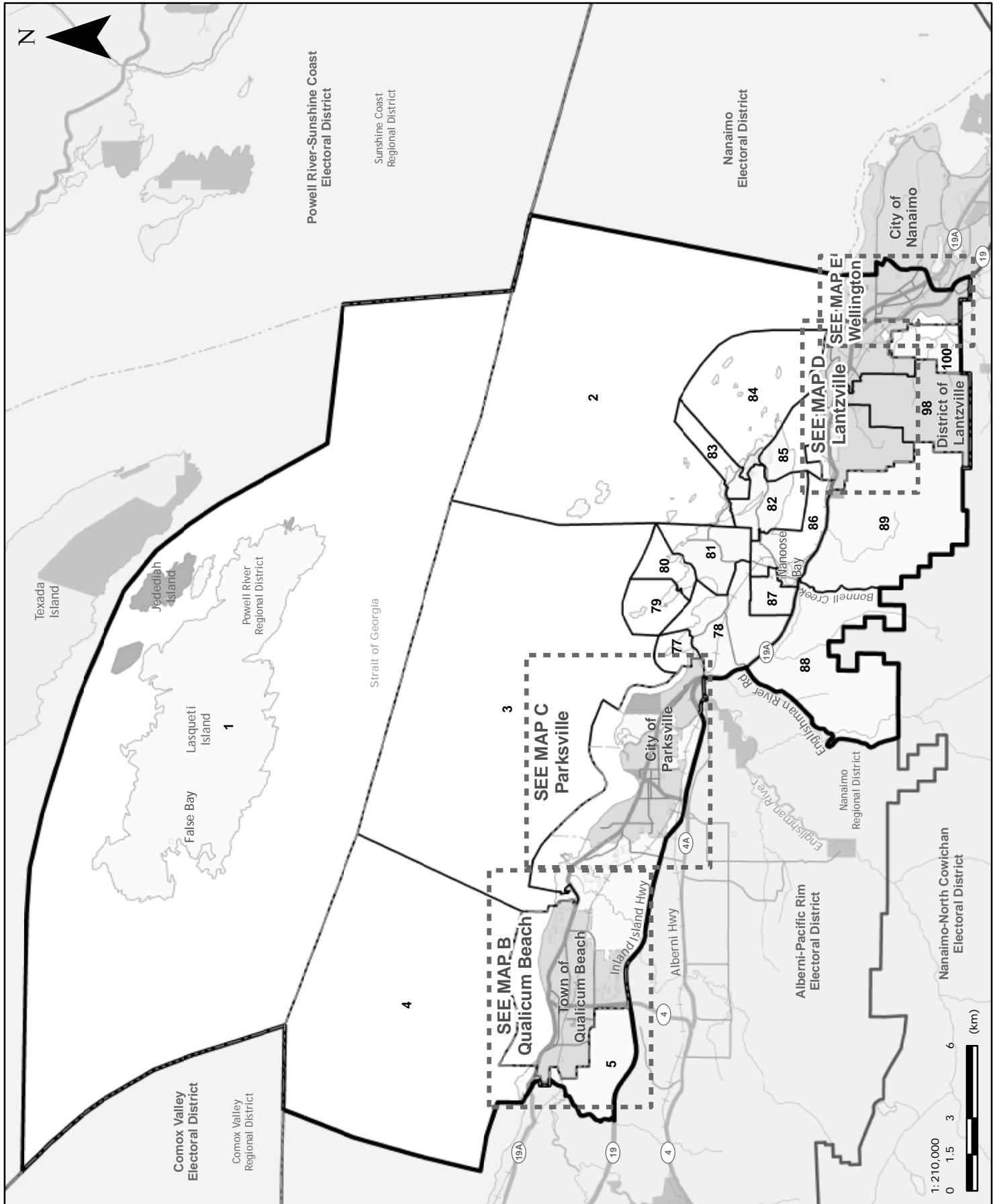
*1 Voting areas 33S and 41S combined

*2 Voting areas 45S and 69S combined

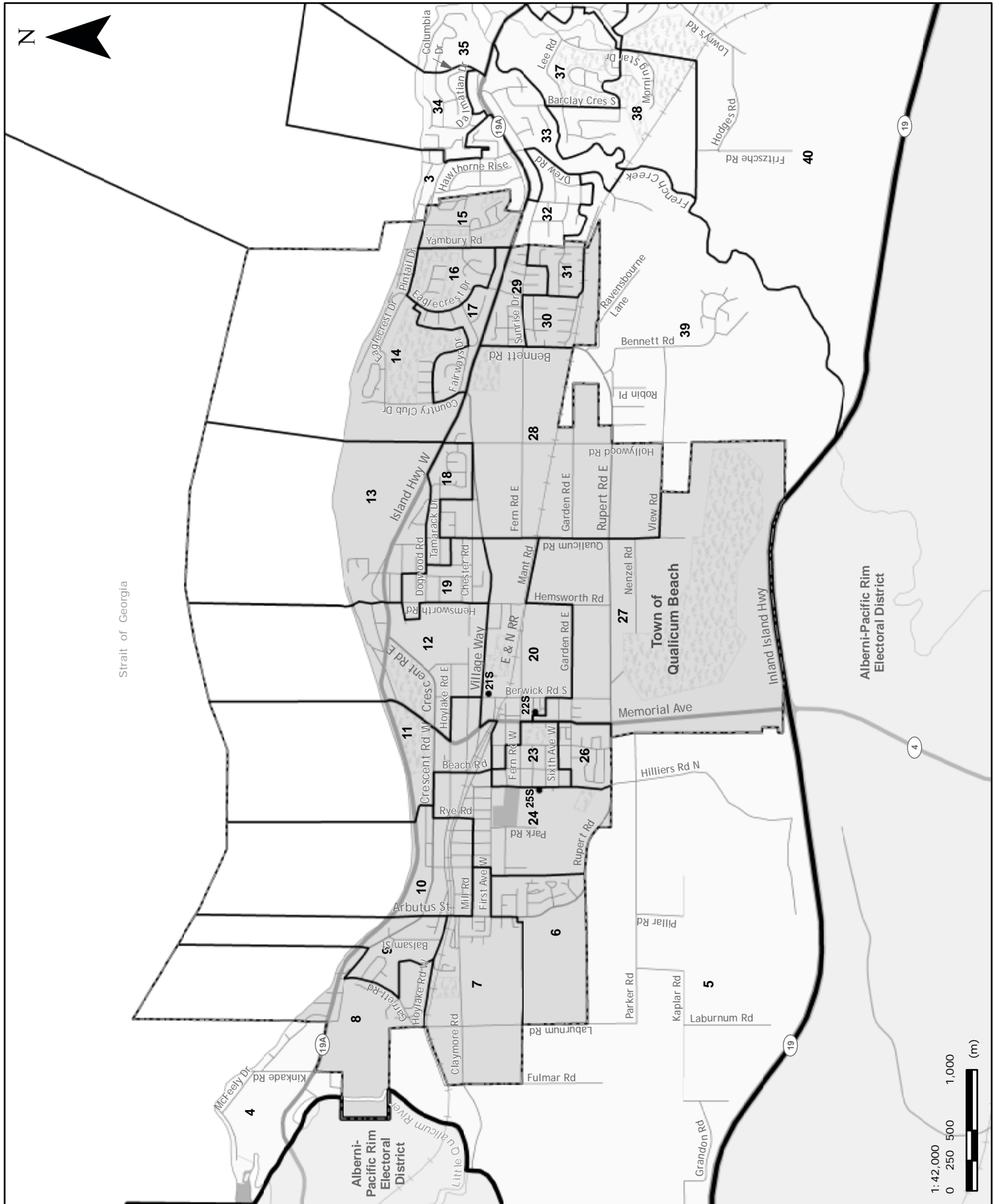
*3 Voting areas 54, 55, 56 and 58 combined

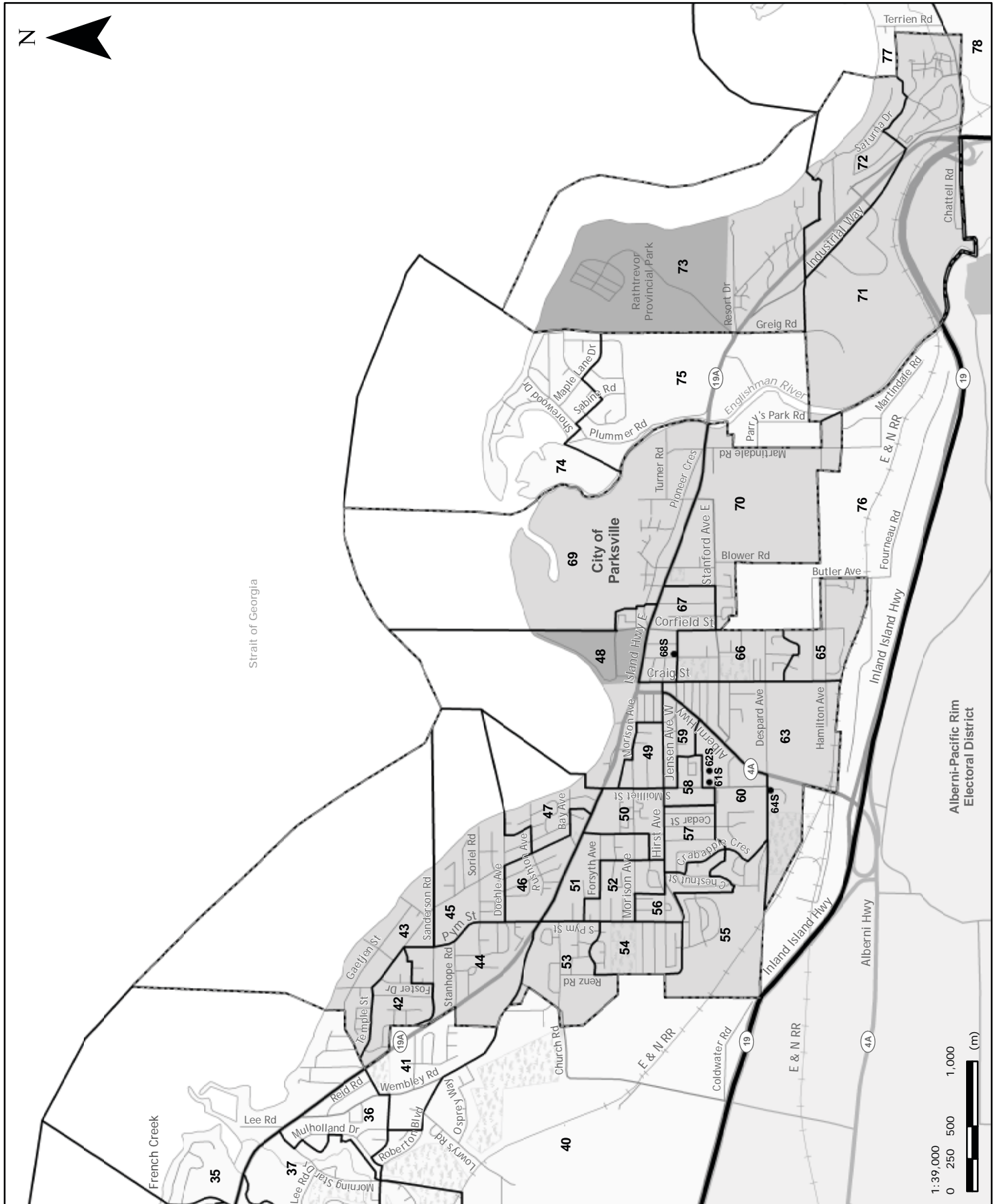
*4 Voting areas 101S and 111S combined

*5 Voting areas 106S, 107S and 108S combined

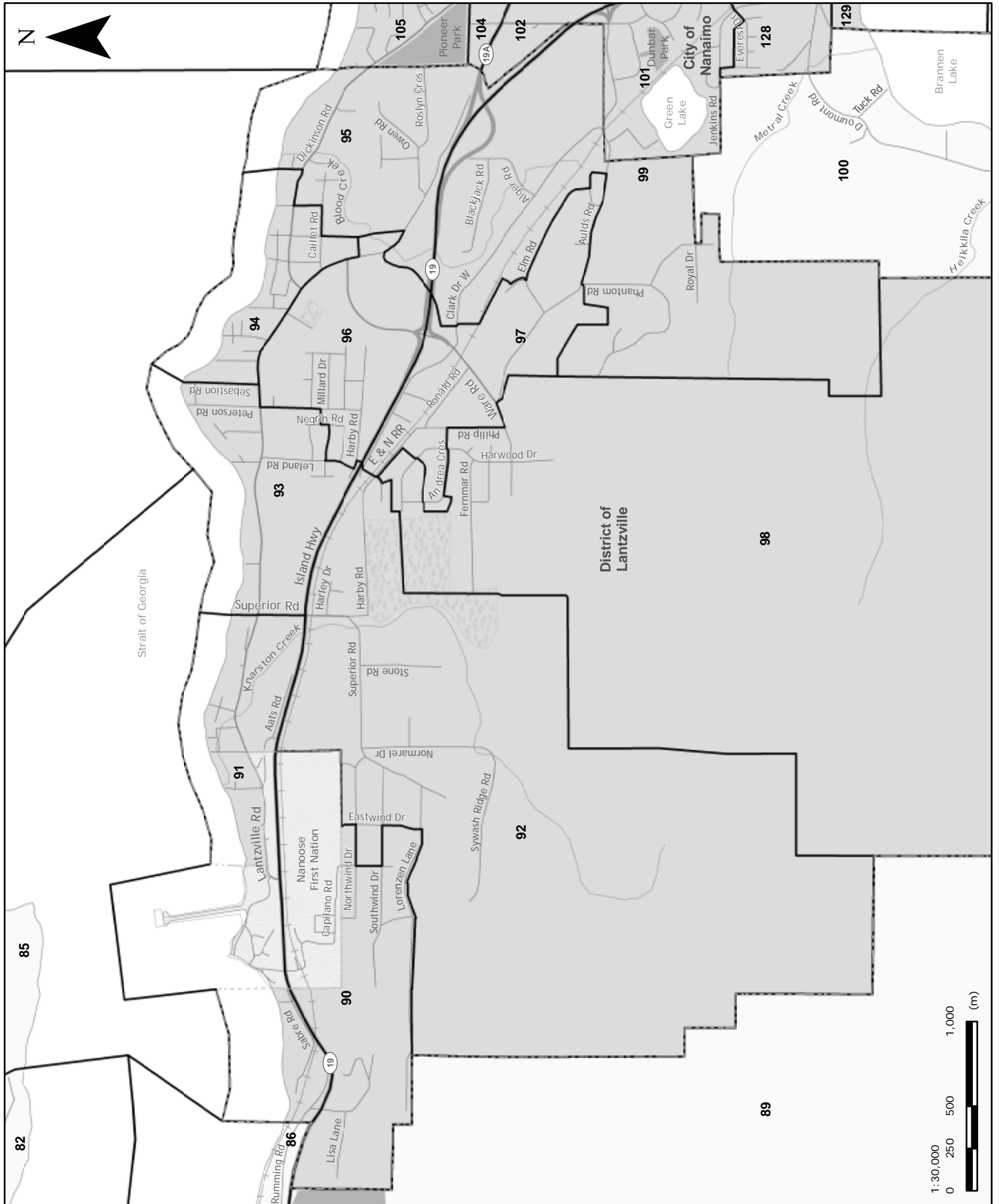


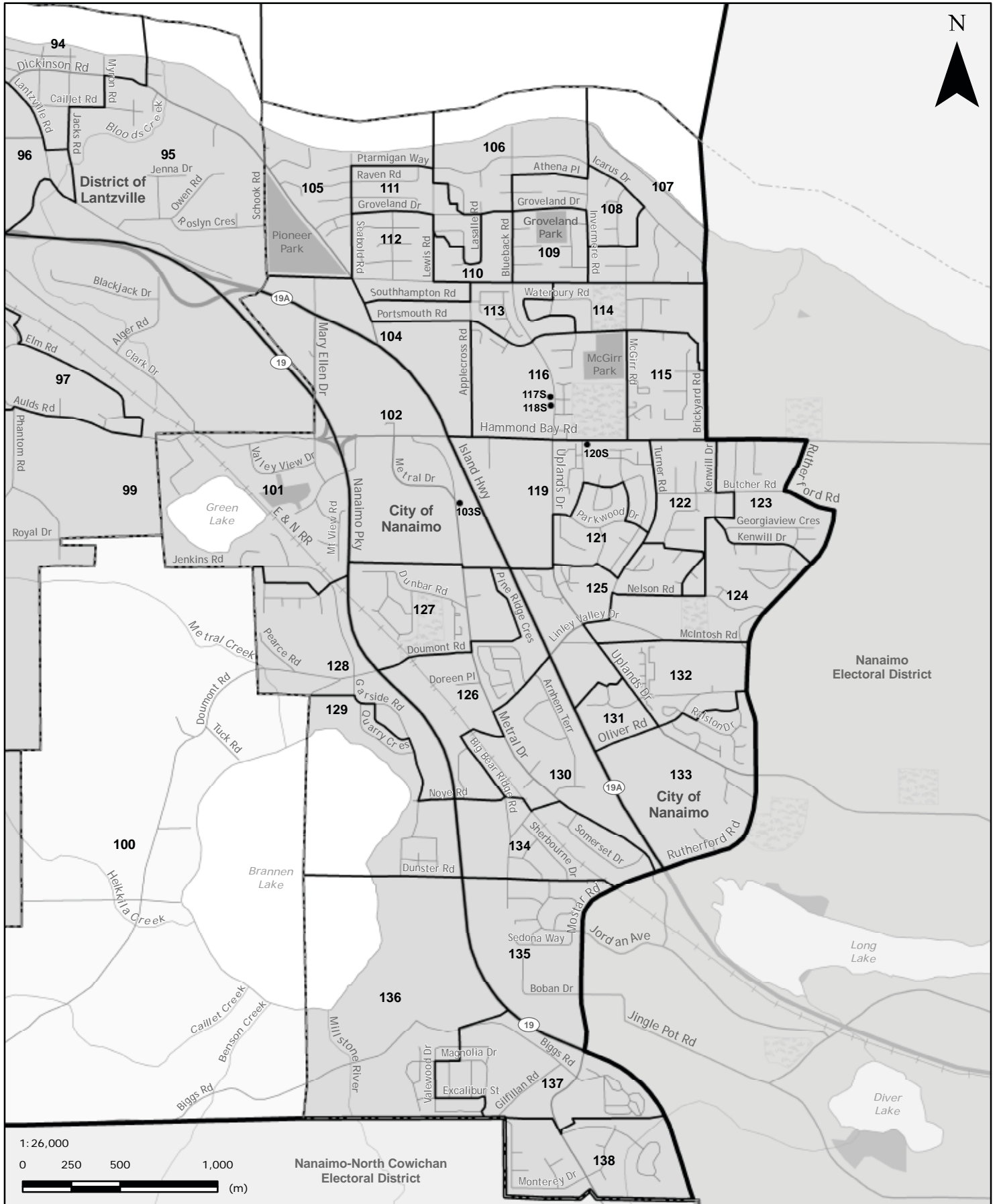
**Parksville-Qualicum (PAQ)
MAP B - Qualicum Beach**





**Parksville-Qualicum (PAQ)
MAP D - Lantzville**





Parksville-Qualicum (PAQ)
Voting results by voting area

Statement of Votes
 39th Provincial General Election
 May 12, 2009

	Ron Cantelon	Wayne Osborne	Bruce Ryder	Leanne Salter	Total valid votes	Rejected ballots	Registered voters
	LIB	GP	REFD	NDP			
Advance voting							
Christian Fellowship Centre	1,018	146	5	488	1,657	8	
McGirr Elementary School	1,065	99	20	660	1,844	4	
Parksville Fellowship Baptist Church	1,259	158	14	842	2,273	12	
General voting							
Voting area							
1	19	66	0	91	176	1	232
2	94	23	0	61	178	2	318
3	106	16	1	37	160	0	337
4	30	6	1	33	70	0	150
5	40	14	0	33	87	0	163
6	79	13	4	53	149	2	336
7	88	11	1	58	158	1	280
8	84	20	1	47	152	2	281
9	75	18	1	59	153	0	293
10	70	19	1	65	155	1	326
11	90	16	2	42	150	0	289
12	58	24	2	49	133	0	319
13	64	15	0	69	148	0	316
14	84	11	1	27	123	0	280
15	108	11	0	39	158	0	328
16	86	9	3	34	132	0	283
17	89	12	1	36	138	0	280
18	60	18	0	61	139	0	311
19	83	25	2	54	164	0	353
20	44	17	1	46	108	1	262
21S	69	13	1	27	110	1	192
22S *1	-	-	-	-	-	-	18
23	53	21	0	67	141	2	308
24	57	20	2	100	179	0	336
25S *1	35	6	1	26	68	0	33
26	96	15	3	71	185	1	315
27	58	18	3	49	128	1	315
28	88	18	2	47	155	0	322
29	113	9	2	37	161	0	337
30	107	6	1	42	156	0	317
31	99	10	1	42	152	2	267
32	91	17	1	72	181	0	351
33	60	13	3	73	149	0	310
34	90	22	1	74	187	0	355
35	95	14	0	65	174	0	307
36	89	15	1	74	179	0	355
37	124	13	0	41	178	1	328
38	95	12	2	75	184	0	350
39	58	16	0	80	154	0	353
40	134	16	2	65	217	1	385

Parksville-Qualicum (PAQ)
Voting results by voting area

	Ron Cantelon	Wayne Osborne	Bruce Ryder	Leanne Salter	Total valid votes	Rejected ballots	Registered voters
Voting area (continued)	LIB	GP	REFD	NDP			
41	62	9	1	100	172	0	331
42	78	20	1	64	163	0	353
43	87	22	1	65	175	0	359
44	65	17	3	65	150	1	354
45	84	27	0	68	179	0	360
46	46	21	1	64	132	1	325
47	51	22	0	44	117	0	269
48	65	16	0	52	133	0	318
49	60	14	0	54	128	2	305
50	33	11	2	48	94	1	263
51	57	19	2	80	158	2	324
52	68	18	1	60	147	0	343
53	69	12	1	73	155	2	340
54	67	17	2	73	159	3	338
55	83	24	2	79	188	0	372
56	63	10	1	66	140	0	316
57	40	16	4	80	140	2	318
58	62	23	1	79	165	1	341
59	36	12	2	78	128	2	301
60	58	13	2	55	128	1	310
61S *2	11	2	2	23	38	1	52
62S *2	-	-	-	-	-	-	5
63	65	16	2	90	173	0	338
64S *1	-	-	-	-	-	-	40
65	114	28	1	76	219	2	400
66	76	25	1	77	179	2	459
67	44	24	1	61	130	1	294
68S *2	-	-	-	-	-	-	10
69	55	19	0	77	151	1	338
70	65	12	3	57	137	1	317
71	134	12	0	43	189	1	396
72	77	12	2	53	144	0	321
73 *3	-	-	-	-	-	-	49
74	92	31	0	75	198	1	361
75	64	27	1	52	144	1	333
76 *3	68	15	1	51	135	2	233
77	102	12	1	59	174	0	341
78	99	24	2	57	182	2	351
79	78	24	1	67	170	0	322
80	77	25	1	65	168	0	317
81	94	35	1	46	176	0	316
82	156	31	1	59	247	0	356
83	127	19	0	57	203	1	336
84	150	23	0	35	208	2	340
85	153	10	1	31	195	0	324
86	88	25	7	73	193	0	334
87	59	27	3	75	164	1	324
88	89	13	2	52	156	0	314
89	68	19	1	52	140	3	267
90	55	13	2	70	140	0	317

Parksville-Qualicum (PAQ)
Voting results by voting area

Statement of Votes
 39th Provincial General Election
 May 12, 2009

	Ron Cantelon	Wayne Osborne	Bruce Ryder	Leanne Salter	Total valid votes	Rejected ballots	Registered voters
Voting area (continued)	LIB	GP	REFD	NDP			
91	64	26	3	63	156	0	300
92	74	21	2	77	174	1	316
93	77	22	1	84	184	0	294
94	90	21	4	86	201	1	314
95	89	15	2	63	169	0	299
96	73	28	2	70	173	0	315
97	58	16	3	64	141	0	287
98	54	8	2	83	147	0	274
99	64	22	4	64	154	1	293
100	26	9	0	34	69	1	131
101	43	18	2	69	132	0	277
102	64	12	3	88	167	2	304
103S *4	23	1	1	11	36	2	35
104	47	11	1	51	110	0	291
105	78	6	3	59	146	1	314
106	109	8	1	39	157	0	321
107	96	8	1	63	168	0	328
108	88	7	2	50	147	1	323
109	83	13	2	63	161	0	306
110	56	11	1	47	115	0	318
111	69	13	3	53	138	1	367
112	106	9	1	43	159	0	362
113	65	13	0	65	143	0	339
114	86	4	0	71	161	1	364
115	67	12	1	70	150	0	342
116	80	11	0	74	165	0	323
117S *5	60	7	6	30	103	1	125
118S *5	-	-	-	-	-	-	89
119	75	10	1	53	139	0	328
120S *4	-	-	-	-	-	-	17
121	77	10	1	61	149	0	351
122	94	18	0	69	181	0	395
123	91	8	1	51	151	0	365
124	91	13	4	48	156	0	327
125	95	15	1	78	189	1	384
126	60	14	3	69	146	0	324
127	70	12	2	73	157	1	314
128	82	6	2	43	133	0	291
129	80	7	3	51	141	0	287
130	52	10	4	75	141	1	300
131	97	11	1	81	190	2	365
132	72	12	2	57	143	0	317
133	77	18	1	82	178	0	303
134	48	11	2	69	130	0	339
135	58	11	6	62	137	0	314
136	89	4	1	45	139	0	269
137	58	5	0	63	126	0	262
138	112	11	1	48	172	0	366
Sub totals	13,265	2,465	238	9,803	25,771	101	40,805

	Ron Cantelon	Wayne Osborne	Bruce Ryder	Leanne Salter	Total valid votes	Rejected ballots	Registered voters
	LIB	GP	REFD	NDP			
s. 98 Special	77	13	2	58	150	5	
s. 99 Absentee - in ED	99	29	5	80	213	2	
s. 100 Absentee - out of ED	39	13	2	52	106	13	
s. 101 Absentee - advance	30	5	4	27	66	1	
s. 104 Voting in DEO office	184	43	0	110	337	8	
s. 106 Voting by mail	22	5	0	6	33	1	
Grand totals	13,716	2,573	251	10,136	26,676	131	40,805
% of valid votes	51.42%	9.64%	0.94%	38.00%			

Summary

Valid votes - General and advance	25,771	96.61%	Total valid votes
s. 98 Special	150	0.56%	Total valid votes
s. 99 Absentee - in ED	213	0.80%	Total valid votes
s. 100 Absentee - out of ED	106	0.40%	Total valid votes
s. 101 Absentee - advance	66	0.25%	Total valid votes
s. 104 Voting in DEO office	337	1.26%	Total valid votes
s. 106 Voting by mail	33	0.12%	Total valid votes
Total valid votes	26,676		
Rejected ballots	131	0.49%	Ballots cast
Registered voters who voted	26,807	65.70%	Registered voters
Registered voters	40,805		
Candidate elected:	Ron Cantelon (LIB)		

*1 Voting areas 22S, 25S and 64S combined

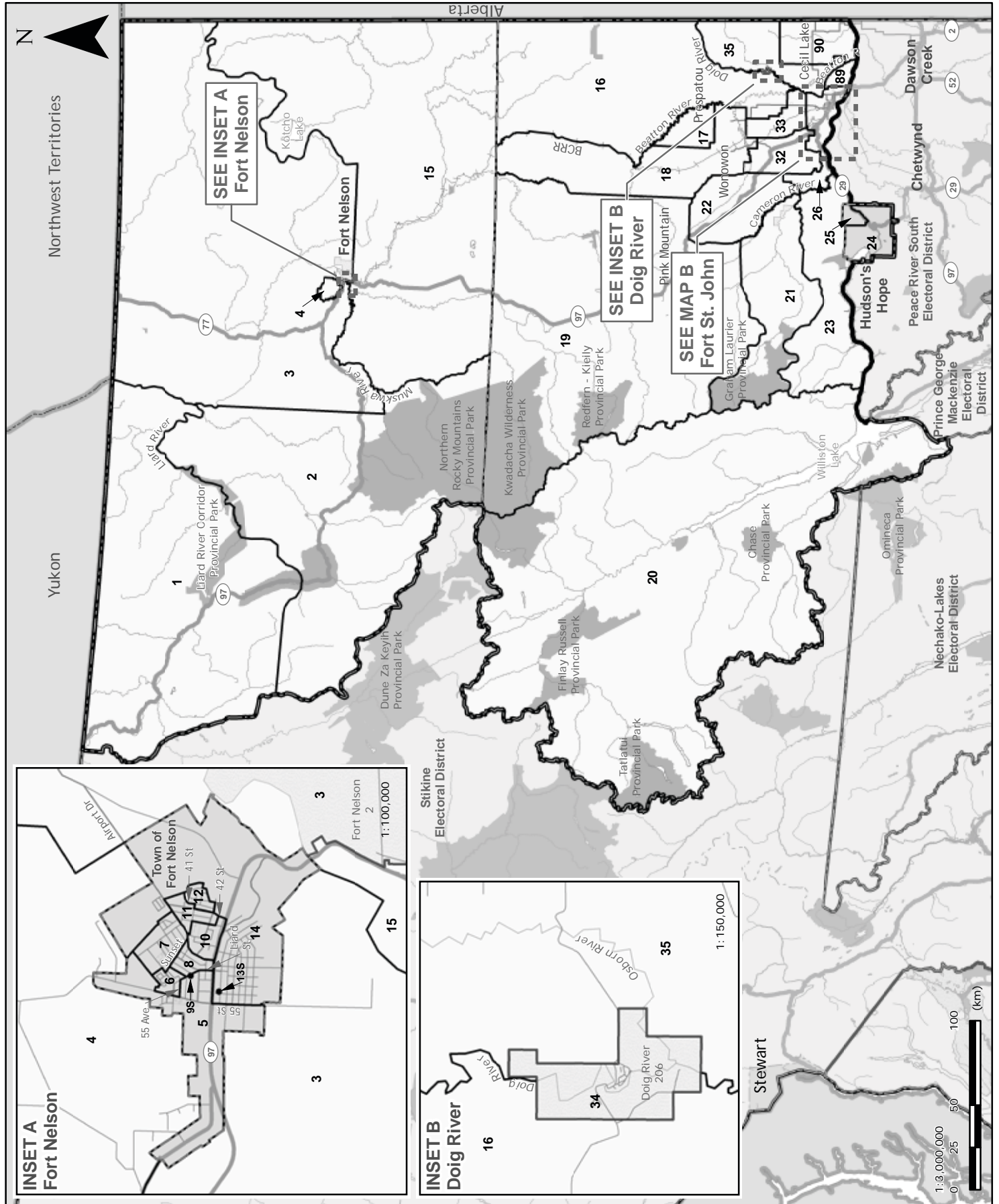
*2 Voting areas 61S, 62S and 68S combined

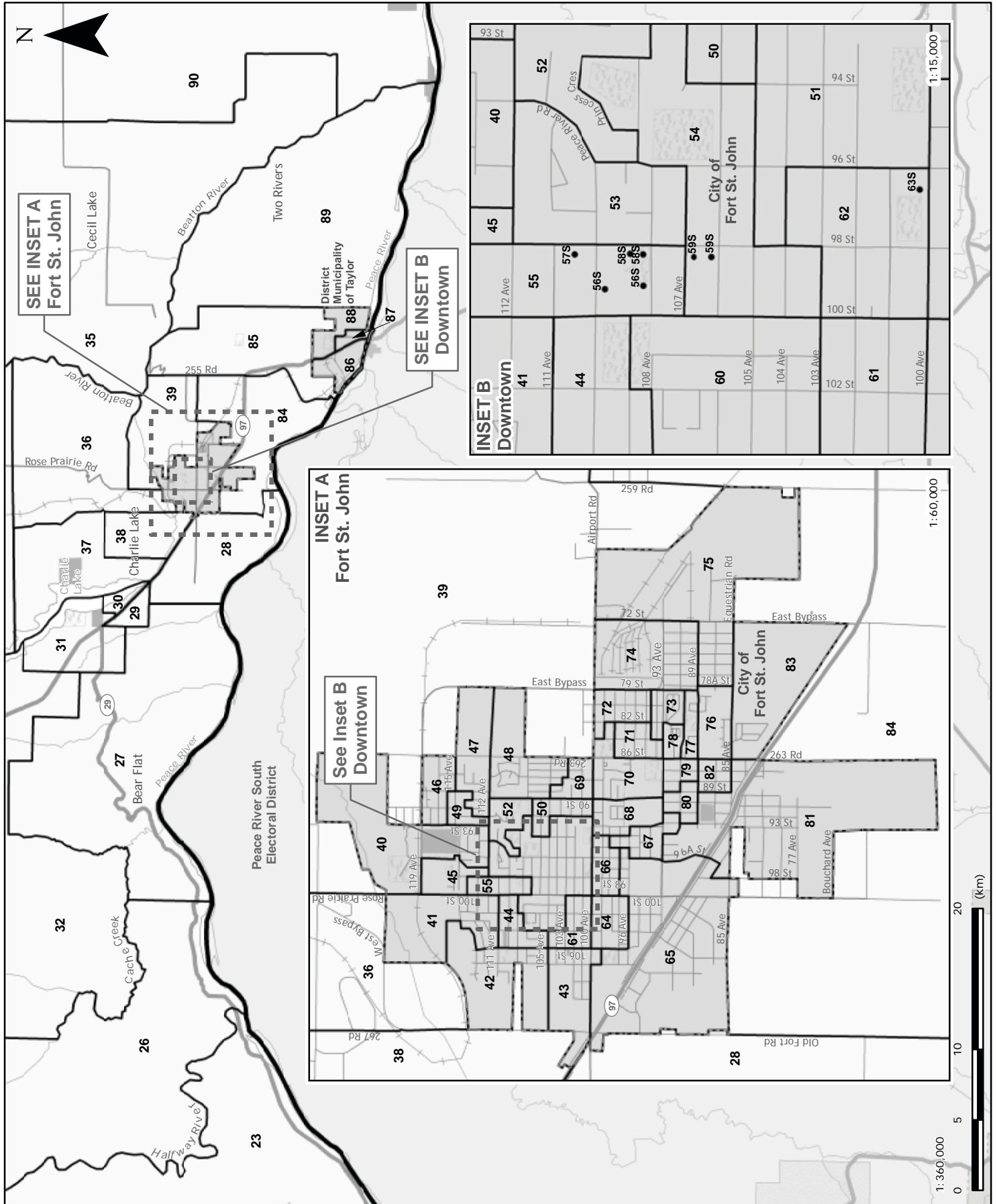
*3 Voting areas 73 and 76 combined

*4 Voting areas 103S and 120S combined

*5 Voting areas 117S and 118S combined

Peace River North (PCN)
MAP A - Peace River North Electoral District





Peace River North (PCN)
Voting results by voting area

Statement of Votes
 39th Provincial General Election
 May 12, 2009

	Jackie Allen	Suzanne Arntson	Arthur A. Hadland	Liz Logan	Pat Pimm	Total valid votes	Rejected ballots	Registered voters
	NDP	REFD	IND	GP	LIB			
Advance voting								
District of Taylor Administrative Office	14	0	45	10	61	130	1	
Fort Nelson Community Centre	69	0	24	48	83	224	6	
Pearkes Centre	10	0	40	8	19	77	0	
Stonebridge Hotel	152	12	433	184	731	1,512	3	
General voting								
Voting area								
1 *1	-	-	-	-	-	-	-	17
2 *1	-	-	-	-	-	-	-	39
3 *1	27	0	7	29	28	91	2	262
4	22	0	14	12	71	119	1	315
5	34	0	9	7	47	97	0	355
6	27	0	6	18	47	98	0	309
7	27	0	13	24	22	86	1	330
8 *2	30	1	8	11	22	72	0	306
9S *2	-	-	-	-	-	-	-	9
10	17	0	11	7	37	72	0	323
11	36	0	8	5	26	75	0	324
12	41	0	11	11	26	89	0	370
13S *2	-	-	-	-	-	-	-	20
14	20	0	8	10	30	68	0	316
15	2	0	7	22	1	32	0	188
16	7	0	65	10	52	134	2	243
17	5	0	28	1	12	46	0	149
18	6	0	28	5	21	60	0	146
19	1	0	23	0	8	32	0	65
20 *3	10	1	26	11	37	85	0	106
21 *4	-	-	-	-	-	-	-	51
22	6	1	15	1	11	34	0	68
23	2	0	19	1	6	28	0	57
24	36	0	82	11	41	170	0	345
25	32	2	85	18	47	184	0	365
26 *4	-	-	-	-	-	-	-	19
27	13	1	57	4	44	119	1	254
28 *3	-	-	-	-	-	-	-	389
29	7	0	45	6	59	117	0	281
30	15	1	43	8	64	131	0	315
31	11	0	44	12	79	146	0	373
32	12	1	61	4	50	128	0	328
33	6	3	85	6	81	181	2	384
34 *5	6	0	53	8	39	106	0	31
35	6	0	106	8	42	162	1	289
36	8	0	37	5	51	101	0	236
37	7	0	32	8	44	91	0	222
38	6	1	32	11	71	121	0	322
39	10	0	47	3	45	105	1	328
40	16	0	21	9	58	104	1	363

Peace River North (PCN)
Voting results by voting area

Voting area (continued)	Jackie Allen	Suzanne Arntson	Arthur A. Hadland	Liz Logan	Pat Pimm	Total valid votes	Rejected ballots	Registered voters
	NDP	REFD	IND	GP	LIB			
41	6	0	32	13	59	110	0	343
42	5	1	30	10	63	109	0	350
43	9	3	21	9	30	72	0	321
44	4	0	32	4	61	101	0	311
45	4	0	18	4	29	55	0	201
46	12	1	34	8	57	112	1	330
47	10	1	17	6	30	64	0	271
48	12	0	38	6	57	113	1	405
49	12	1	22	6	30	71	0	252
50	12	0	22	8	30	72	0	339
51	3	0	27	7	42	79	0	330
52	13	0	27	3	43	86	0	261
53	16	1	30	4	36	87	0	284
54	4	0	28	9	38	79	0	326
55	10	0	19	11	17	57	0	201
56S *6	-	-	-	-	-	-	-	31
57S *6	-	-	-	-	-	-	-	16
58S *6	-	-	-	-	-	-	-	105
59S *6	-	-	-	-	-	-	-	57
60 *6	10	1	17	6	36	70	2	294
61	6	0	23	4	21	54	0	324
62	9	0	8	6	19	42	0	312
63S *6	-	-	-	-	-	-	-	2
64	6	0	12	4	7	29	0	315
65 *4	4	0	11	15	14	44	0	314
66	4	0	15	12	10	41	1	299
67	16	1	21	6	26	70	0	333
68	9	0	16	5	29	59	0	330
69	10	0	8	6	21	45	0	343
70	8	1	18	6	37	70	0	347
71	22	0	23	6	39	90	1	326
72	9	2	23	11	35	80	1	361
73	10	1	16	9	30	66	0	321
74	11	2	18	5	26	62	0	313
75	11	2	8	3	17	41	0	279
76	4	0	8	9	27	48	1	325
77 *7	14	0	14	12	23	63	0	318
78 *7	-	-	-	-	-	-	-	308
79	9	3	17	7	14	50	0	293
80	9	0	29	4	31	73	1	308
81	12	0	18	2	32	64	0	339
82	10	1	18	12	29	70	0	367
83	8	0	4	4	24	40	0	358
84	9	1	41	7	50	108	0	347
85	10	0	55	7	38	110	0	271
86	5	1	36	6	36	84	0	343
87	2	0	10	10	38	60	0	237
88	7	0	48	5	45	105	0	282
89	7	1	47	0	28	83	1	177
90 *5	-	-	-	-	-	-	-	221

**Peace River North (PCN)
Voting results by voting area**

Statement of Votes
39th Provincial General Election
May 12, 2009

	Jackie Allen	Suzanne Arntson	Arthur A. Hadland	Liz Logan	Pat Pimm	Total valid votes	Rejected ballots	Registered voters
Voting area (continued)	NDP	REFD	IND	GP	LIB			
Sub totals	1,139	49	2,657	853	3,617	8,315	32	23,253
s. 98 Special	25	2	7	15	29	78	7	
s. 99 Absentee - in ED	101	6	210	124	284	725	9	
s. 100 Absentee - out of ED	13	1	3	5	11	33	2	
s. 101 Absentee - advance	0	0	6	1	6	13	1	
s. 104 Voting in DEO office	11	0	12	10	39	72	0	
s. 106 Voting by mail	4	0	4	2	6	16	1	
Grand totals	1,293	58	2,899	1,010	3,992	9,252	52	23,253
% of valid votes	13.98%	0.62%	31.33%	10.92%	43.15%			

Summary

Valid votes - General and advance	8,315	89.87%	Total valid votes
s. 98 Special	78	0.84%	Total valid votes
s. 99 Absentee - in ED	725	7.84%	Total valid votes
s. 100 Absentee - out of ED	33	0.36%	Total valid votes
s. 101 Absentee - advance	13	0.14%	Total valid votes
s. 104 Voting in DEO office	72	0.78%	Total valid votes
s. 106 Voting by mail	16	0.17%	Total valid votes

Total valid votes

	9,252		
Rejected ballots	52	0.56%	Ballots cast
Registered voters who voted	9,304	40.01%	Registered voters

Registered voters

23,253

Candidate elected:

Pat Pimm (LIB)

*1 Voting areas 1, 2 and 3 combined

*2 Voting areas 8, 9S and 13S combined

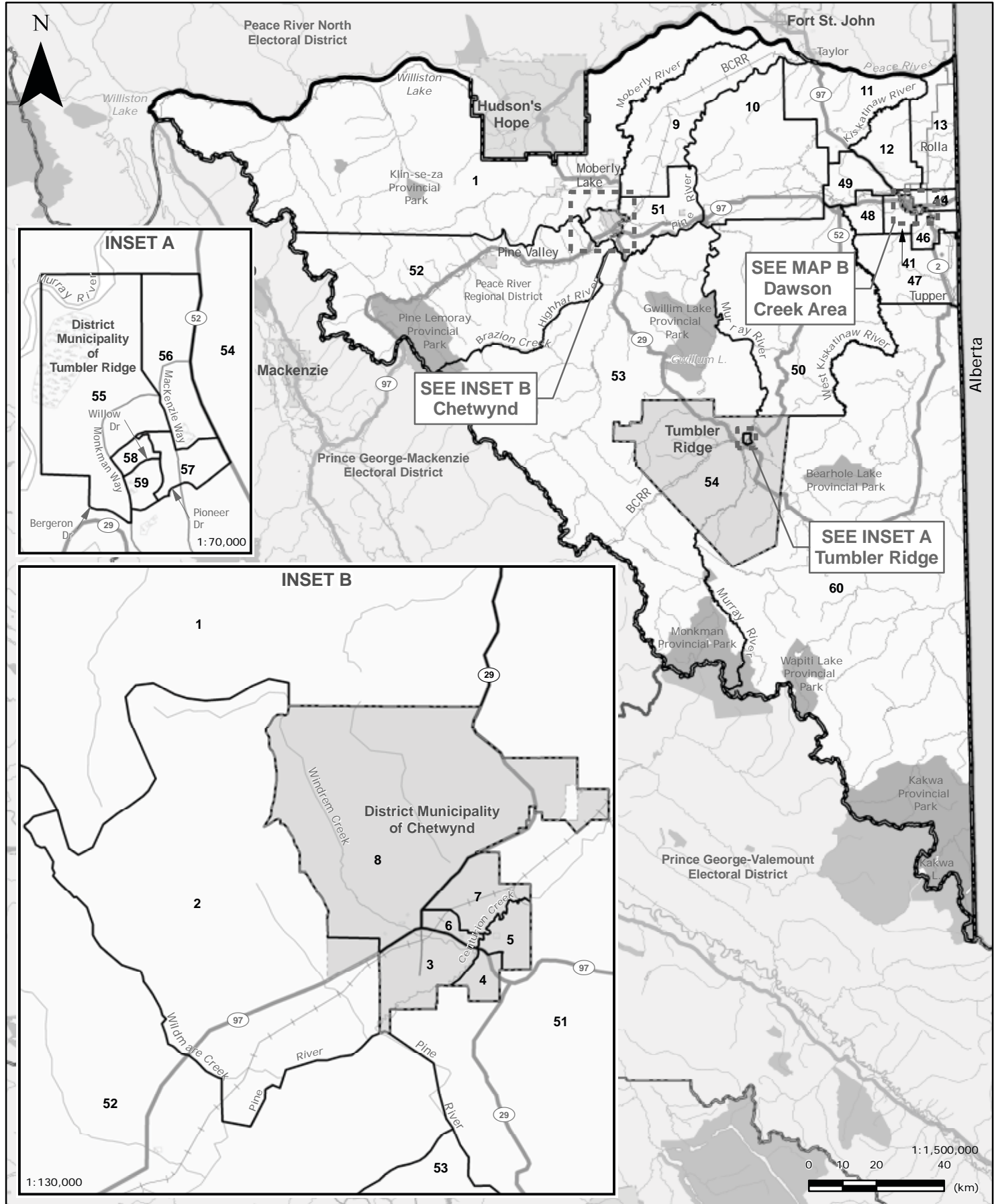
*3 Voting areas 20 and 28 combined

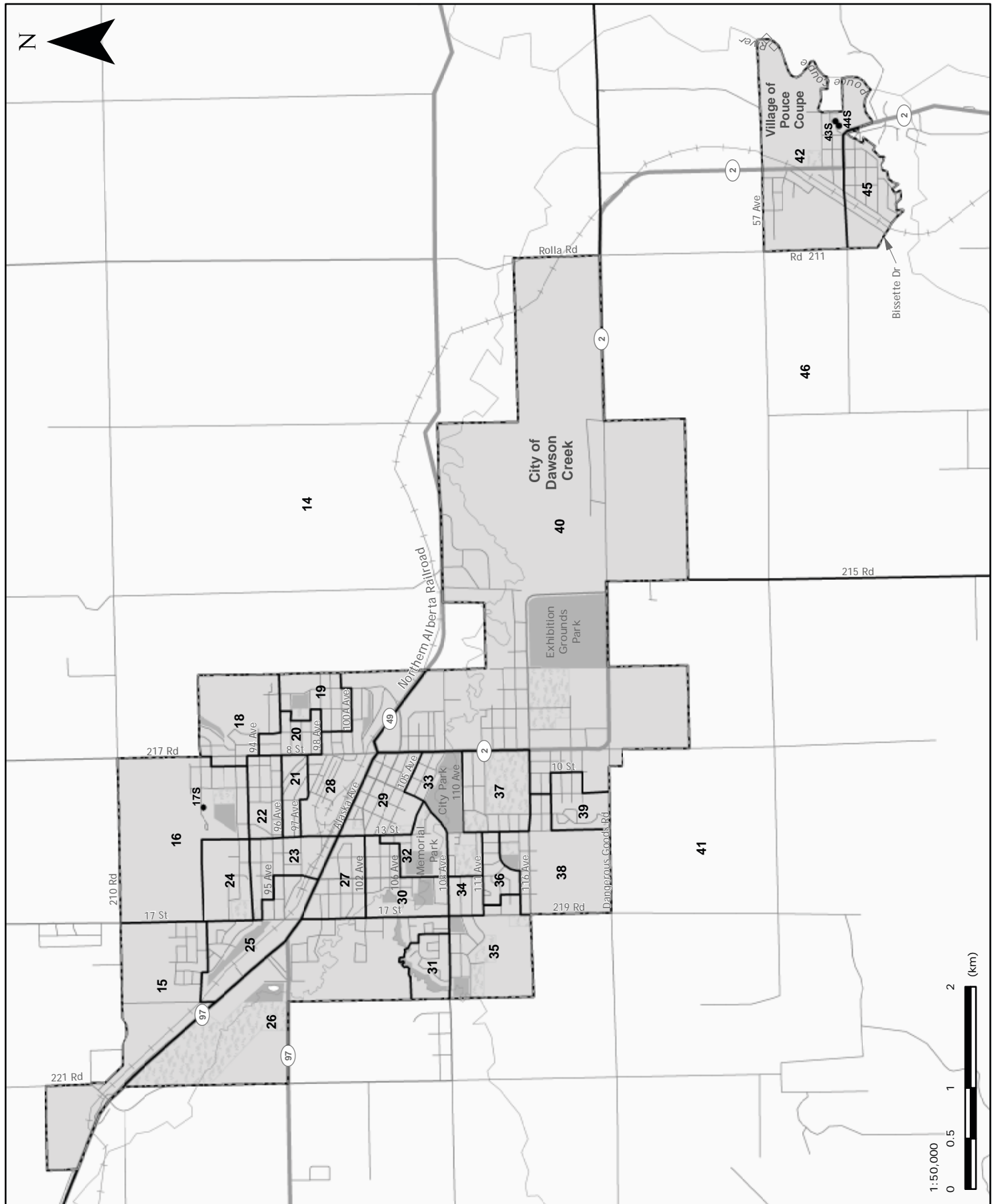
*4 Voting areas 21, 26 and 65 combined

*5 Voting areas 34 and 90 combined

*6 Voting areas 56S, 57S, 58S, 59S, 60 and 63S combined

*7 Voting areas 77 and 78 combined





Peace River South (PCS)
Voting results by voting area

	Grant Fraser	Blair Morgan Lekstrom	Pat Shaw	Donna Young	Total valid votes	Rejected ballots	Registered voters
	GP	LIB	NDP	IND			
Advance voting							
Chetwynd Baptist Church	20	124	55	10	209	1	
O'Brien Resource Centre	55	668	295	18	1,036	6	
Tumbler Ridge Community Centre	7	106	40	4	157	0	
General voting							
Voting area							
1	11	36	48	2	97	1	261
2	6	64	34	6	110	2	297
3	1	32	25	1	59	0	268
4	7	43	33	1	84	1	314
5	8	76	35	4	123	0	320
6	4	35	25	1	65	0	197
7	6	75	22	7	110	0	290
8	3	55	22	2	82	0	283
9	8	30	17	4	59	0	183
10	11	95	61	9	176	1	376
11	17	125	38	18	198	3	365
12	10	92	26	3	131	0	293
13	11	104	41	2	158	0	292
14	6	80	22	7	115	2	335
15	2	93	17	1	113	0	298
16	6	76	19	1	102	0	304
17S *1	-	-	-	-	-	-	32
18	7	85	18	4	114	1	374
19	9	50	15	2	76	1	321
20	6	66	20	2	94	1	339
21	4	40	16	1	61	3	354
22	8	78	22	1	109	1	367
23	8	52	17	2	79	0	331
24	5	39	19	0	63	0	278
25	5	77	30	1	113	0	364
26	6	61	21	1	89	0	342
27	6	22	10	3	41	0	284
28	1	35	16	5	57	0	342
29	4	24	11	0	39	0	271
30	7	77	15	2	101	0	312
31	11	91	28	2	132	0	318
32	5	57	25	3	90	1	319
33	6	31	24	0	61	0	283
34	4	41	24	1	70	0	296
35	4	82	32	3	121	1	371
36	5	76	29	1	111	1	320
37	6	47	28	0	81	1	274
38	7	70	32	1	110	0	357
39	3	37	20	3	63	1	350
40	6	49	23	2	80	2	350

Peace River South (PCS)
Voting results by voting area

Statement of Votes
 39th Provincial General Election
 May 12, 2009

	Grant Fraser	Blair Morgan Lekstrom	Pat Shaw	Donna Young	Total valid votes	Rejected ballots	Registered voters
Voting area (continued)	GP	LIB	NDP	IND			
41	13	106	36	5	160	0	418
42	9	76	23	8	116	0	275
43S *1	5	22	15	8	50	2	35
44S *1	-	-	-	-	-	-	19
45	6	37	28	0	71	0	217
46	10	118	37	11	176	0	318
47	18	74	88	7	187	1	337
48	16	71	46	4	137	0	349
49	11	86	45	3	145	1	322
50	6	90	29	2	127	0	263
51	18	89	39	9	155	2	360
52	1	56	30	1	88	0	198
53	3	31	3	3	40	0	101
54	2	30	7	1	40	0	144
55	12	52	32	1	97	0	327
56	4	72	31	1	108	0	361
57	4	68	24	1	97	0	339
58	5	64	22	1	92	0	324
59 *2	4	76	31	2	113	1	339
60 *2	-	-	-	-	-	-	126
Sub totals	479	4,514	1,936	209	7,138	38	17,397
s. 98 Special	5	38	30	3	76	1	
s. 99 Absentee - in ED	33	159	55	7	254	0	
s. 100 Absentee - out of ED	8	41	11	1	61	5	
s. 101 Absentee - advance	1	10	3	0	14	0	
s. 104 Voting in DEO office	6	34	21	0	61	0	
s. 106 Voting by mail	1	5	1	0	7	0	
Grand totals	533	4,801	2,057	220	7,611	44	17,397
% of valid votes	7.00%	63.08%	27.03%	2.89%			

Summary

Valid votes - General and advance	7,138	93.79%	Total valid votes
s. 98 Special	76	1.00%	Total valid votes
s. 99 Absentee - in ED	254	3.34%	Total valid votes
s. 100 Absentee - out of ED	61	0.80%	Total valid votes
s. 101 Absentee - advance	14	0.18%	Total valid votes
s. 104 Voting in DEO office	61	0.80%	Total valid votes
s. 106 Voting by mail	7	0.09%	Total valid votes

Total valid votes 7,611

Rejected ballots	44	0.57%	Ballots cast
Registered voters who voted	7,655	44.00%	Registered voters

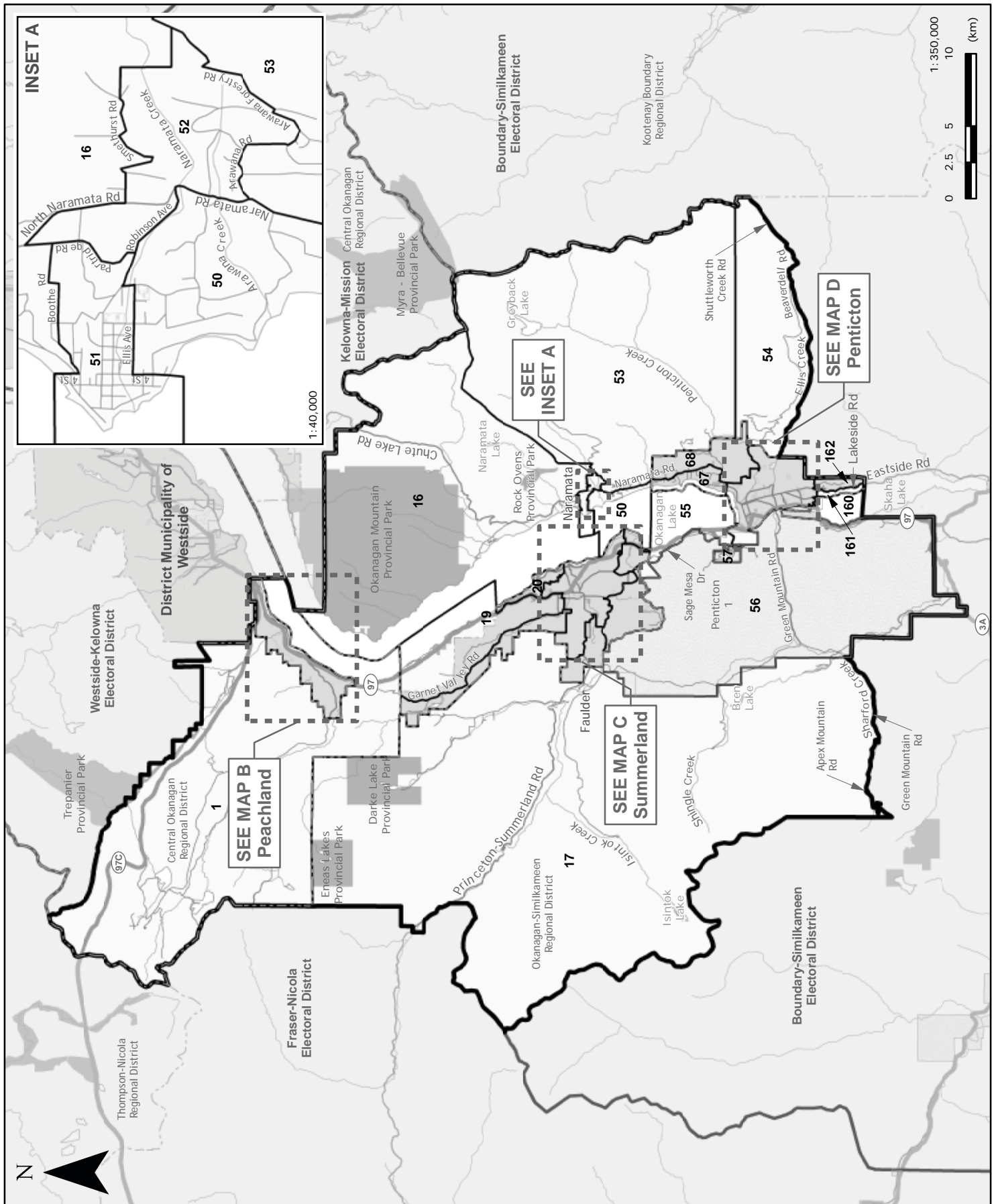
Registered voters 17,397

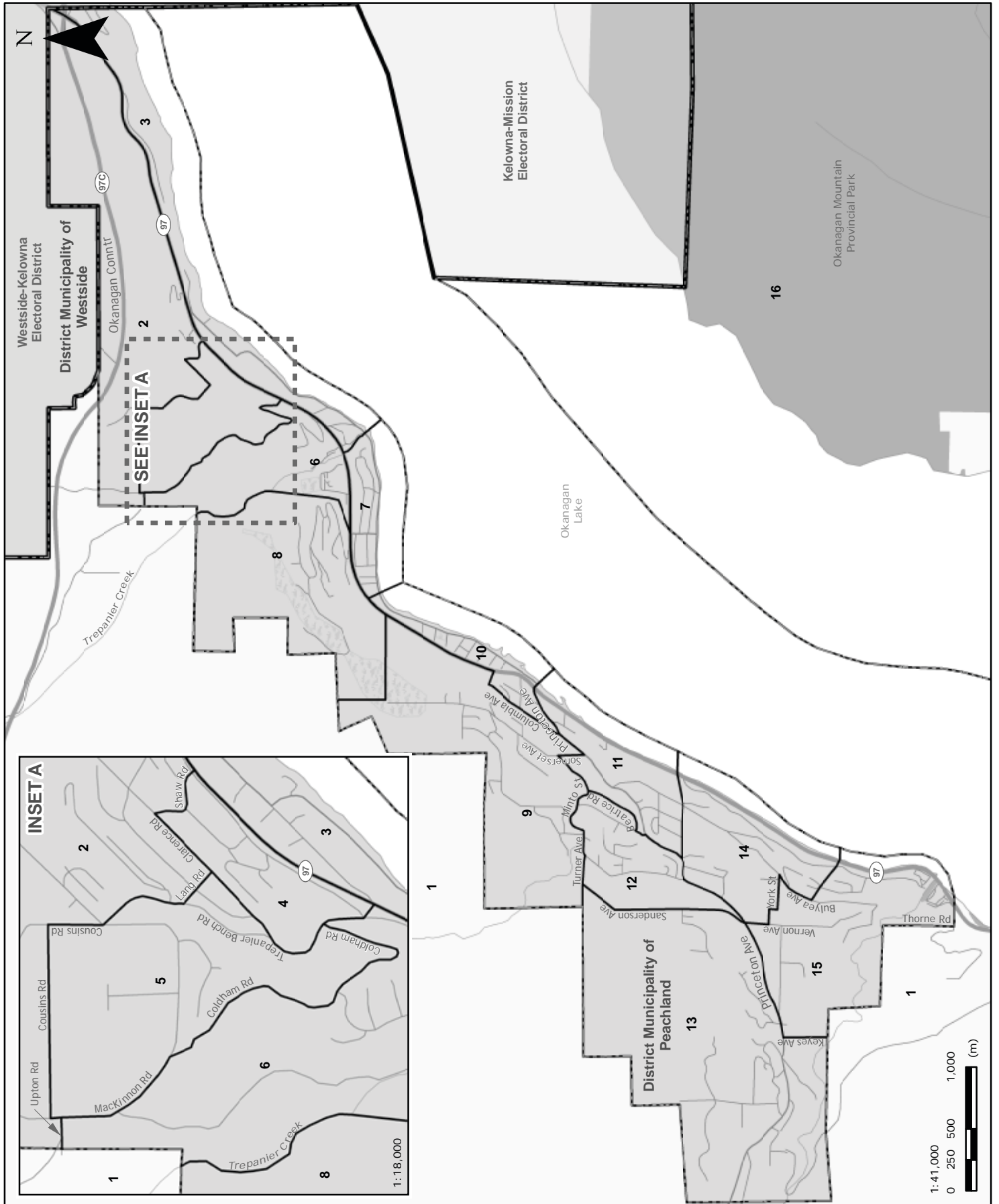
Candidate elected: Blair Morgan Lekstrom (LIB)

*1 Voting areas 17S, 43S and 44S combined

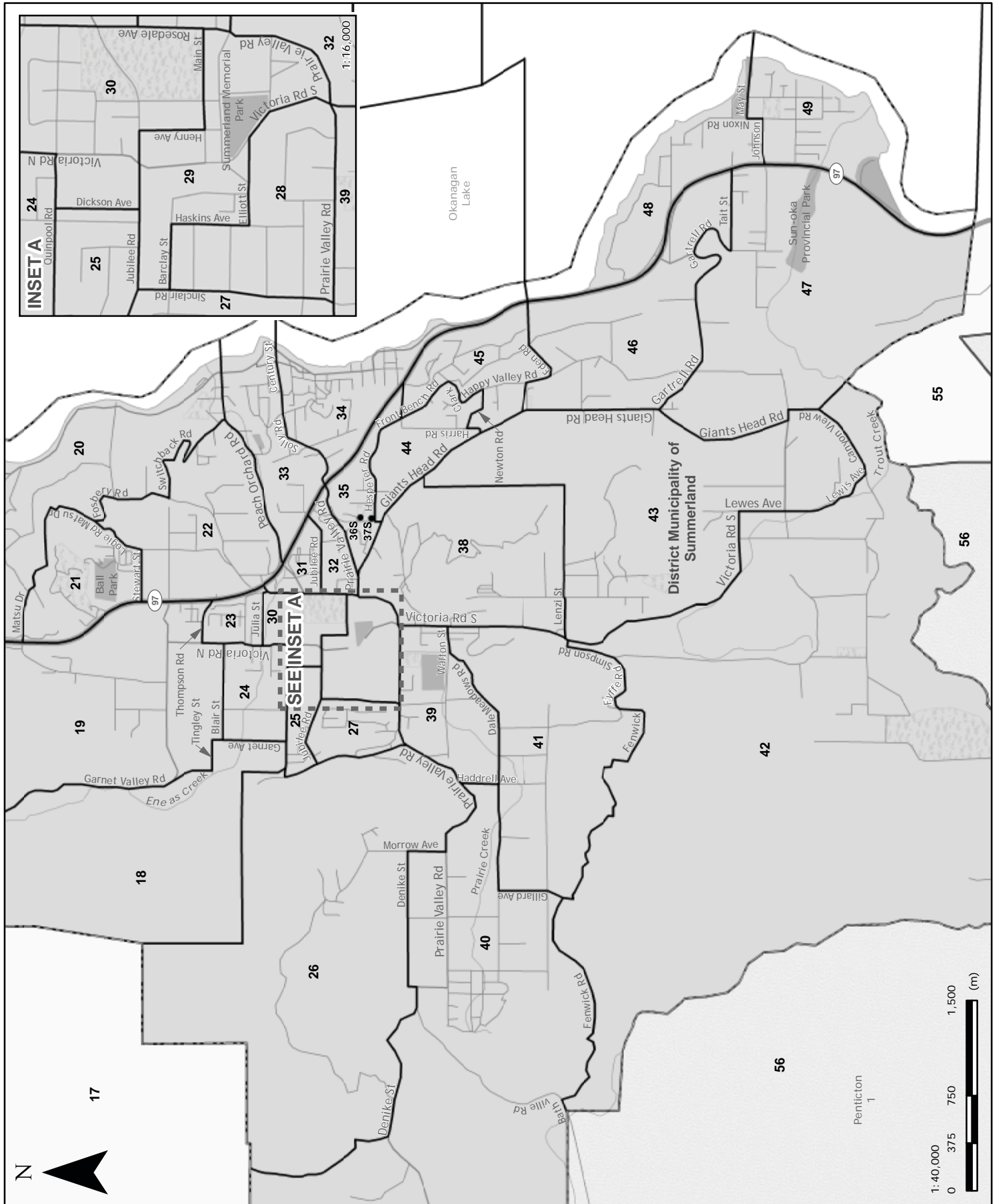
*2 Voting areas 59 and 60 combined

Penticton (PEN)
MAP A - Penticton Electoral District





Penticton (PEN)
MAP C - Summerland





Penticton (PEN)
Voting results by voting area

Statement of Votes
 39th Provincial General Election
 May 12, 2009

	Bill Barisoff	Julius Robert Bloomfield	Chris Delaney	Wendy Dion	Cameron Phillips	Total valid votes	Rejected ballots	Registered voters
	LIB	GP	CP	REFD	NDP			
Advance voting								
Peachland Community Hall	284	66	46	1	133	530	2	
Penticton Seniors' Drop-In Centre	1,455	426	319	10	952	3,162	16	
St. Stephen's Anglican Church	522	128	124	3	352	1,129	7	
General voting								
Voting area								
1	26	12	4	0	14	56	0	173
2	82	8	15	0	36	141	1	316
3	56	18	12	0	17	103	2	227
4	41	7	7	0	19	74	2	193
5	49	9	14	0	16	88	1	218
6	75	14	16	1	29	135	0	325
7	55	27	12	0	43	137	2	304
8	88	12	21	3	34	158	1	364
9	47	16	11	0	36	110	1	331
10	47	9	5	1	25	87	0	171
11	58	5	7	0	49	119	0	292
12	69	9	16	0	44	138	0	323
13	57	20	12	1	47	137	0	334
14	48	25	11	0	56	140	1	325
15	83	22	13	1	46	165	1	359
16	42	56	6	0	24	128	0	205
17	58	18	16	0	44	136	0	326
18	22	22	5	0	12	61	0	186
19	55	29	4	2	38	128	0	295
20	62	14	6	0	44	126	0	250
21	79	12	5	0	46	142	2	276
22	52	19	7	0	40	118	0	268
23	65	21	16	0	35	137	0	259
24	45	15	10	1	49	120	2	254
25	49	11	10	1	64	135	0	294
26	52	32	5	0	34	123	0	296
27	65	24	10	0	69	168	0	356
28	52	25	16	0	55	148	0	302
29	29	8	12	0	32	81	1	255
30	32	19	12	0	47	110	0	312
31	78	12	17	0	35	142	0	298
32	26	11	10	0	28	75	2	302
33	70	17	10	0	58	155	0	326
34	59	27	16	0	51	153	0	332
35	38	7	11	0	32	88	1	219
36S *1	31	12	9	1	17	70	0	41
37S *1	-	-	-	-	-	-	-	104
38	60	18	11	1	43	133	1	313
39	36	17	2	0	38	93	0	265
40	29	20	10	0	36	95	0	213

	Bill Barisoff	Julius Robert Bloomfield	Chris Delaney	Wendy Dion	Cameron Phillips	Total valid votes	Rejected ballots	Registered voters
Voting area (continued)	LIB	GP	CP	REFD	NDP			
41	38	10	10	1	45	104	0	238
42	82	22	3	1	42	150	0	321
43	59	21	8	1	45	134	1	380
44	63	13	6	0	48	130	2	292
45	54	13	11	0	28	106	0	276
46	14	3	9	0	11	37	0	190
47	57	24	13	1	36	131	0	289
48	74	15	11	0	54	154	1	244
49	70	26	15	0	53	164	0	306
50	68	80	9	0	39	196	0	322
51	53	73	8	2	48	184	0	302
52	43	62	6	0	28	139	0	241
53	78	48	6	0	42	174	0	298
54	28	7	7	0	6	48	0	147
55	64	36	14	0	35	149	1	247
56	11	4	1	0	20	36	0	189
57	119	18	10	0	34	181	1	354
58	94	28	17	0	60	199	0	335
59	55	15	8	0	54	132	0	239
60	76	6	24	0	20	126	0	249
61	86	13	15	0	48	162	1	297
62	22	15	3	0	20	60	1	217
63	56	23	5	1	36	121	2	313
64	35	24	10	0	52	121	0	333
65	23	0	4	0	9	36	0	90
66	38	18	4	0	20	80	0	204
67	51	41	10	0	29	131	0	308
68	74	36	14	2	35	161	0	332
69	75	25	10	0	61	171	3	327
70	65	15	1	1	34	116	0	239
71	43	40	13	0	55	151	0	350
72S	23	6	6	1	8	44	1	83
73	33	13	10	0	23	79	0	267
74	33	36	3	0	31	103	0	305
75	12	11	7	0	33	63	1	201
76	26	17	12	0	27	82	1	282
77S *2	50	15	7	0	30	102	0	58
78	23	15	7	0	31	76	0	229
79	36	12	8	1	45	102	0	325
80	22	18	10	0	32	82	1	271
81	30	26	6	0	34	96	1	288
82	45	21	15	1	57	139	0	351
83	34	26	10	2	51	123	0	236
84	19	21	11	4	21	76	0	251
85	13	31	10	1	27	82	0	291
86	26	27	6	0	30	89	0	286
87	84	31	6	0	36	157	2	295
88	56	27	16	0	44	143	0	269
89	39	13	7	1	13	73	0	168
90	46	19	6	1	49	121	0	316

Penticton (PEN)
Voting results by voting area

Statement of Votes
 39th Provincial General Election
 May 12, 2009

	Bill Barisoff	Julius Robert Bloomfield	Chris Delaney	Wendy Dion	Cameron Phillips	Total valid votes	Rejected ballots	Registered voters
Voting area (continued)	LIB	GP	CP	REFD	NDP			
91	40	20	9	0	47	116	0	284
92	31	19	4	1	35	90	0	248
93	36	19	6	0	47	108	1	309
94	29	12	9	0	45	95	0	322
95	24	8	5	0	36	73	0	314
96	20	10	7	0	24	61	0	174
97	27	13	6	1	23	70	1	276
98	46	36	4	0	42	128	1	302
99	67	15	14	0	37	133	0	327
100	48	18	7	0	39	112	0	327
101S	17	2	7	0	11	37	0	70
102	66	27	13	0	56	162	2	367
103	22	12	9	1	43	87	1	321
104S *3	28	7	16	3	24	78	0	76
105	20	8	5	0	20	53	0	200
106S *2	-	-	-	-	-	-	-	80
107	46	18	15	0	51	130	2	344
108	44	14	10	0	28	96	0	266
109	47	36	12	1	47	143	1	295
110	71	28	15	0	36	150	0	296
111	63	7	9	2	27	108	0	247
112	49	28	8	0	33	118	1	305
113	31	31	8	0	30	100	0	323
114	31	23	6	0	31	91	0	213
115	77	26	10	0	56	169	0	362
116	45	22	12	0	39	118	0	296
117	74	31	7	0	31	143	2	279
118	51	9	6	1	16	83	0	154
119	40	11	2	0	25	78	0	244
120	36	23	11	1	39	110	2	297
121S	0	0	0	0	0	0	0	0
122S *4	41	9	13	0	33	96	3	66
123	45	24	12	0	44	125	1	322
124	33	19	5	2	23	82	0	204
125	26	14	7	0	25	72	0	191
126	45	17	9	1	34	106	0	266
127	23	8	5	0	23	59	0	219
128	35	8	17	0	22	82	0	232
129S	25	4	12	1	14	56	0	81
130	67	6	15	0	37	125	0	248
131	31	9	14	0	24	78	0	237
132	20	4	5	0	15	44	3	204
133	91	27	8	0	42	168	0	324
134	53	12	7	0	29	101	2	191
135	58	15	5	0	30	108	0	191
136	103	11	10	0	43	167	4	356
137	60	13	11	0	26	110	0	235
138	54	5	12	1	47	119	0	347
139	63	16	6	0	45	130	0	348
140	50	18	15	0	45	128	0	311

	Bill Barisoff	Julius Robert Bloomfield	Chris Delaney	Wendy Dion	Cameron Phillips	Total valid votes	Rejected ballots	Registered voters
Voting area (continued)	LIB	GP	CP	REFD	NDP			
141	55	16	10	0	26	107	1	290
142	32	7	6	0	22	67	0	295
143	34	10	7	0	43	94	0	283
144S *3	-	-	-	-	-	-	-	52
145	64	11	15	0	44	134	0	368
146	83	23	13	0	28	147	0	333
147	57	7	7	0	40	111	1	355
148	32	9	5	1	41	88	1	309
149	42	5	22	1	36	106	1	323
150	47	3	6	0	17	73	1	228
151	42	6	10	0	22	80	0	202
152	19	9	7	1	21	57	0	192
153	47	12	9	0	43	111	0	301
154	25	5	2	0	21	53	0	197
155S *4	-	-	-	-	-	-	-	81
156	48	5	21	1	32	107	0	297
157	35	11	9	0	42	97	0	260
158	41	18	9	0	30	98	0	303
159	42	11	2	0	24	79	0	217
160	32	18	8	0	39	97	0	233
161	44	6	3	0	6	59	0	130
162	78	24	10	0	42	154	1	326
Sub totals	9,794	3,446	1,970	69	6,926	22,205	99	42,109
s. 98 Special	116	39	46	3	91	295	2	
s. 99 Absentee - in ED	263	154	62	5	205	689	2	
s. 100 Absentee - out of ED	35	17	2	0	25	79	4	
s. 101 Absentee - advance	17	1	0	0	7	25	1	
s. 104 Voting in DEO office	104	26	12	1	54	197	5	
s. 106 Voting by mail	17	2	3	0	23	45	1	
Grand totals	10,346	3,685	2,095	78	7,331	23,535	114	42,109
% of valid votes	43.96%	15.66%	8.90%	0.33%	31.15%			

Penticton (PEN)
Voting results by voting area

Summary

Valid votes - General and advance	22,205	94.35%	Total valid votes
s. 98 Special	295	1.25%	Total valid votes
s. 99 Absentee - in ED	689	2.93%	Total valid votes
s. 100 Absentee - out of ED	79	0.34%	Total valid votes
s. 101 Absentee - advance	25	0.10%	Total valid votes
s. 104 Voting in DEO office	197	0.84%	Total valid votes
s. 106 Voting by mail	45	0.19%	Total valid votes

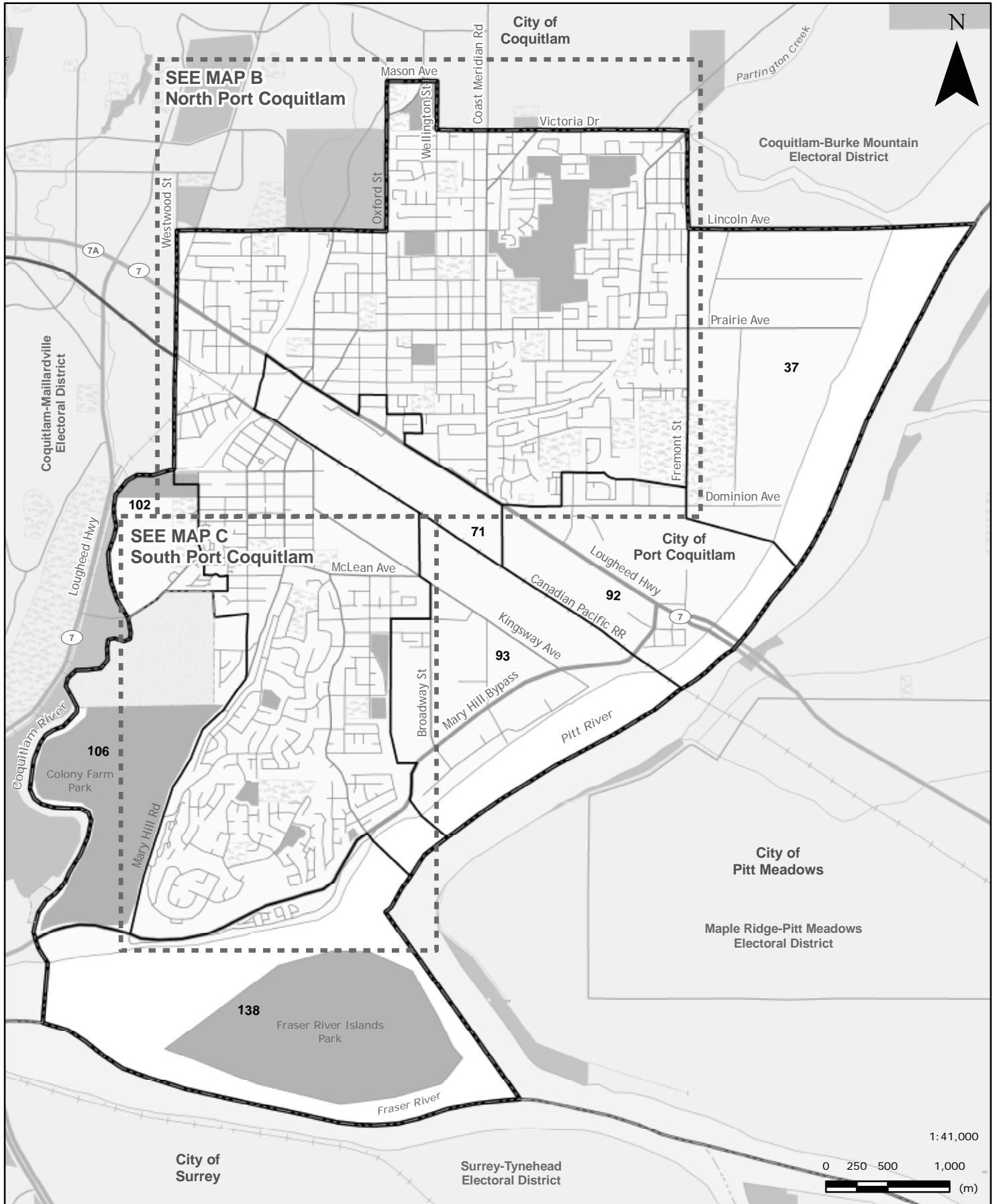
Total valid votes 23,535

Rejected ballots 114 0.48% Ballots cast
 Registered voters who voted 23,649 56.16% Registered voters

Registered voters 42,109

Candidate elected: Bill Barisoff (LIB)

-
- *1 Voting areas 36S and 37S combined
 - *2 Voting areas 77S and 106S combined
 - *3 Voting areas 104S and 144S combined
 - *4 Voting areas 122S and 155S combined



**Port Coquitlam (POC)
MAP B - North Port Coquitlam**





Port Coquitlam (POC)
Voting results by voting area

Statement of Votes
 39th Provincial General Election
 May 12, 2009

	Cole Bertsch GP	Lewis Clarke Dahlby LBN	Mike Farnworth NDP	Bernie Christoph Hiller LIB	Brent Williams YPBC	Total valid votes	Rejected ballots	Registered voters
Advance voting								
Hope Lutheran School	44	7	756	460	14	1,281	5	
The Royal Canadian Legion 133	48	27	939	767	6	1,787	7	
General voting								
Voting area								
1	4	0	26	22	0	52	0	167
2	6	0	39	43	3	91	0	269
3	10	0	101	67	1	179	0	314
4	2	0	47	27	1	77	0	232
5	2	1	42	28	1	74	0	195
6	4	0	39	30	0	73	0	201
7	12	1	122	48	0	183	2	332
8	10	0	71	75	0	156	1	340
9	6	0	105	58	0	169	0	341
10	9	0	64	46	2	121	0	286
11	4	1	75	28	0	108	0	244
12	11	0	130	65	2	208	1	379
13	5	0	51	51	1	108	0	266
14	1	5	67	36	1	110	1	271
15	3	0	63	37	0	103	0	275
16	9	0	67	54	2	132	0	264
17	12	3	102	56	2	175	2	338
18	3	0	81	39	2	125	0	291
19	5	1	74	47	2	129	0	280
20	6	0	90	53	2	151	0	326
21	11	1	75	54	0	141	1	294
22	7	4	72	53	0	136	1	237
23	12	5	80	46	0	143	0	275
24	8	0	85	41	1	135	0	340
25	10	2	97	72	0	181	0	345
26	7	0	77	31	1	116	2	273
27	3	2	85	31	1	122	0	287
28	0	4	71	31	0	106	1	281
29	6	1	75	44	1	127	0	312
30	5	2	46	29	2	84	2	285
31	8	1	63	40	3	115	1	272
32	9	0	71	45	0	125	3	324
33	4	0	76	29	0	109	0	257
34	2	0	70	69	2	143	0	266
35	6	1	73	34	2	116	1	241
36	12	0	88	39	1	140	0	304
37	4	2	47	45	1	99	2	248
38	1	0	45	36	0	82	0	200
39	1	0	48	52	0	101	0	229
40	7	0	64	71	0	142	1	307

Voting area (continued)	Cole Bertsch	Lewis Clarke Dahlby	Mike Farnworth	Bernie Christoph Hiller	Brent Williams	Total valid votes	Rejected ballots	Registered voters
	GP	LBN	NDP	LIB	YPBC			
41	5	1	71	47	0	124	1	299
42	5	2	89	50	3	149	1	327
43	7	1	95	26	1	130	1	334
44	2	1	37	21	0	61	0	225
45	1	0	30	26	0	57	0	188
46	7	3	53	26	0	89	1	351
47	1	2	31	12	0	46	0	191
48	4	0	79	34	1	118	0	333
49	3	0	42	10	0	55	1	232
50	9	0	50	28	1	88	1	284
51	6	0	67	19	0	92	0	227
52	4	1	71	31	3	110	1	271
53	7	1	57	27	0	92	1	288
54	2	0	35	22	0	59	0	174
55	6	1	58	20	1	86	0	261
56	7	1	52	20	0	80	0	299
57	8	1	81	31	0	121	0	228
58	6	2	75	17	4	104	1	332
59	9	1	92	42	1	145	1	277
60	4	3	80	50	1	138	0	256
61	5	1	82	47	0	135	0	224
62	1	0	39	84	0	124	0	240
63	13	0	62	80	1	156	0	306
64	5	0	26	35	0	66	0	117
65	7	3	61	83	0	154	1	343
66	10	3	80	71	1	165	1	353
67	4	2	54	55	0	115	0	235
68	4	0	39	56	1	100	0	332
69	11	2	125	40	0	178	1	329
70	12	0	86	33	3	134	1	298
71	4	0	56	35	0	95	2	229
72	7	0	37	10	0	54	0	170
73	11	6	47	43	1	108	0	306
74	9	1	74	46	1	131	4	366
75	8	0	40	30	1	79	2	212
76 *1	5	0	50	17	1	73	0	221
77S *1	-	-	-	-	-	-	-	18
78S *2	-	-	-	-	-	-	-	41
79	2	1	32	12	0	47	1	144
80	8	2	76	60	2	148	0	374
81	3	1	53	24	0	81	1	236
82	7	1	62	36	1	107	0	243
83S *2	2	2	28	21	3	56	1	49
84	4	0	42	46	2	94	0	280
85S	4	1	31	15	1	52	3	99
86	15	0	56	38	1	110	0	329
87	2	2	69	35	0	108	0	257
88	5	0	49	29	0	83	1	234
89	1	1	35	19	0	56	0	196
90	1	4	46	52	0	103	1	246

**Port Coquitlam (POC)
Voting results by voting area**

Statement of Votes
39th Provincial General Election
May 12, 2009

	Cole Bertsch	Lewis Clarke Dahlby	Mike Farnworth	Bernie Christoph Hiller	Brent Williams	Total valid votes	Rejected ballots	Registered voters
Voting area (continued)	GP	LBN	NDP	LIB	YPBC			
91	2	1	35	39	0	77	0	213
92	3	0	50	53	1	107	0	271
93	5	0	35	30	0	70	0	192
94	11	0	91	33	0	135	0	283
95	9	2	77	48	1	137	0	337
96	9	2	95	47	1	154	1	290
97	4	0	50	21	2	77	0	176
98	13	0	65	61	0	139	0	328
99	7	2	79	39	0	127	3	300
100	8	1	51	26	2	88	1	255
101	1	0	46	37	0	84	0	229
102	6	1	58	44	0	109	0	236
103	5	0	42	32	3	82	0	264
104	5	0	63	32	2	102	0	292
105	10	1	53	44	2	110	0	237
106	11	0	70	71	0	152	0	365
107	6	3	45	15	0	69	0	168
108	11	1	95	63	2	172	2	311
109	6	0	77	44	1	128	0	322
110	2	2	63	34	1	102	1	189
111	8	1	96	61	1	167	0	267
112	10	1	97	63	2	173	0	308
113	10	1	89	54	0	154	0	292
114	9	0	97	64	0	170	1	299
115	9	0	56	28	0	93	0	214
116	6	1	78	47	0	132	1	294
117	8	1	76	48	0	133	0	270
118	8	3	98	43	1	153	0	300
119	0	0	42	45	0	87	0	229
120	5	0	43	54	0	102	1	243
121	7	1	72	60	0	140	0	359
122	4	1	70	42	0	117	0	301
123	3	0	49	28	0	80	0	194
124	4	2	38	47	1	92	0	201
125	7	1	61	90	0	159	0	327
126	4	1	81	93	0	179	1	366
127	3	0	55	70	0	128	0	327
128	4	3	65	61	0	133	0	365
129	9	0	42	76	2	129	0	304
130	4	2	41	105	1	153	1	284
131	10	2	56	119	0	187	3	382
132	3	2	72	78	0	155	1	257
133	5	1	91	99	1	197	0	326
134	5	0	84	93	4	186	1	305
135	4	1	57	116	0	178	0	289
136	6	2	46	77	1	132	1	254
137	4	0	53	60	0	117	2	255
138	5	2	57	92	0	156	0	347
Sub totals	910	170	10,443	7,466	125	19,114	85	37,009

	Cole Bertsch	Lewis Clarke Dahlby	Mike Farnworth	Bernie Christoph Hiller	Brent Williams	Total valid votes	Rejected ballots	Registered voters
	GP	LBN	NDP	LIB	YPBC			
s. 98 Special	3	0	24	13	0	40	2	
s. 99 Absentee - in ED	56	8	503	295	9	871	9	
s. 100 Absentee - out of ED	15	0	84	41	1	141	8	
s. 101 Absentee - advance	6	0	11	9	1	27	0	
s. 104 Voting in DEO office	3	0	47	54	0	104	2	
s. 106 Voting by mail	1	0	9	18	1	29	0	
Grand totals	994	178	11,121	7,896	137	20,326	106	37,009
% of valid votes	4.89%	0.88%	54.71%	38.85%	0.67%			

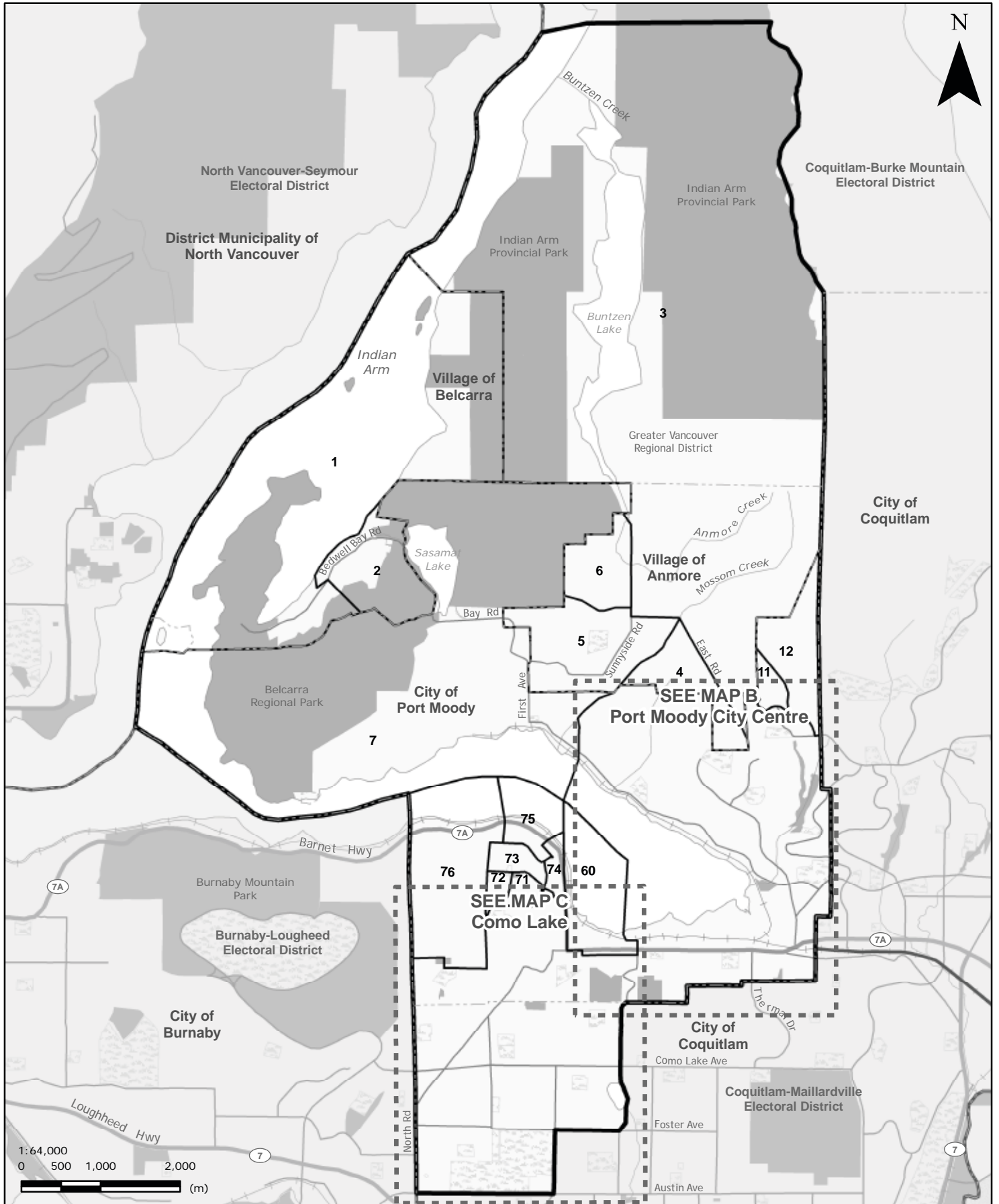
Summary

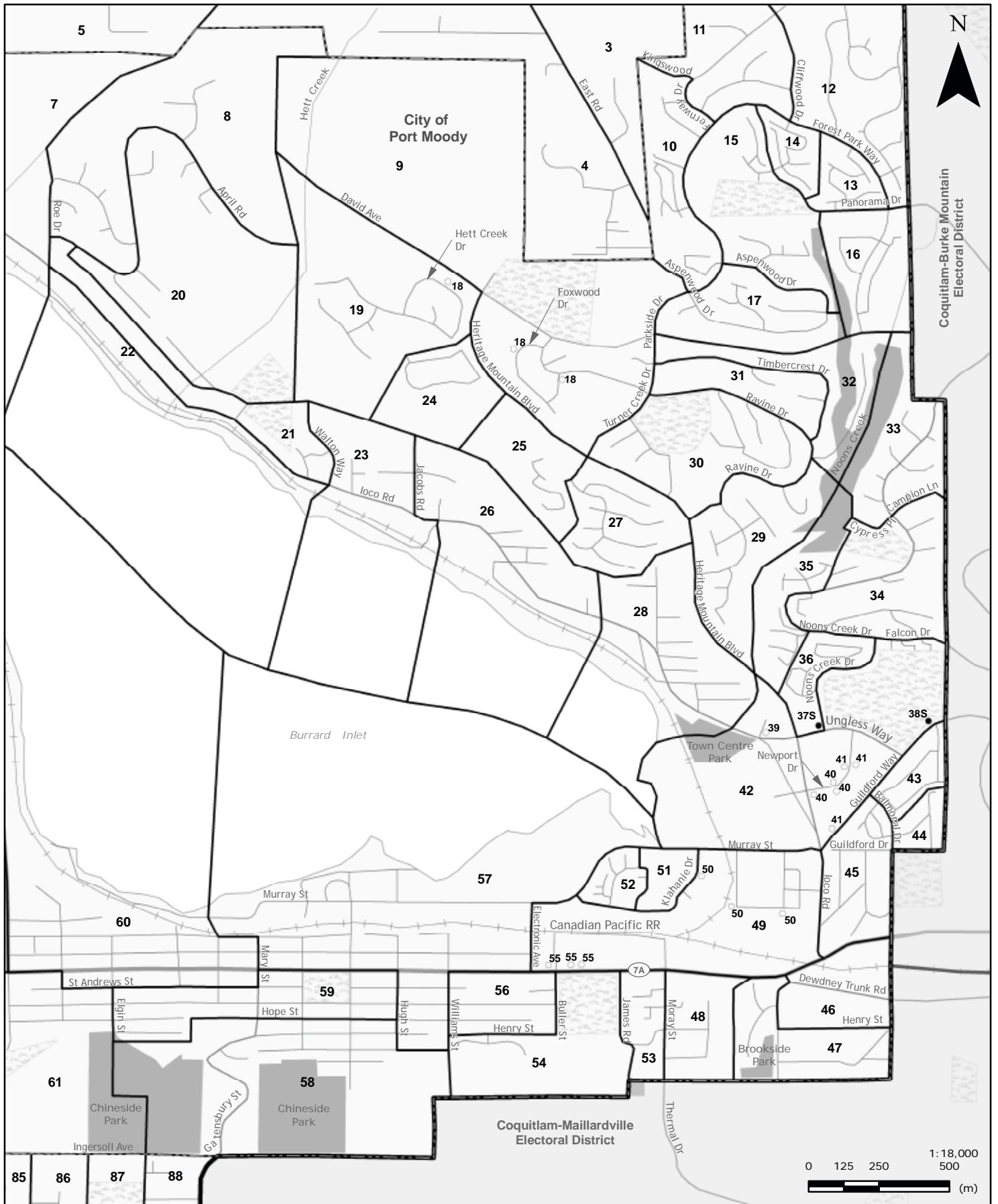
Valid votes - General and advance	19,114	94.04%	Total valid votes
s. 98 Special	40	0.20%	Total valid votes
s. 99 Absentee - in ED	871	4.29%	Total valid votes
s. 100 Absentee - out of ED	141	0.69%	Total valid votes
s. 101 Absentee - advance	27	0.13%	Total valid votes
s. 104 Voting in DEO office	104	0.51%	Total valid votes
s. 106 Voting by mail	29	0.14%	Total valid votes
Total valid votes	20,326		
Rejected ballots	106	0.52%	Ballots cast
Registered voters who voted	20,432	55.21%	Registered voters
Registered voters	37,009		
Candidate elected:	Mike Farnworth (NDP)		

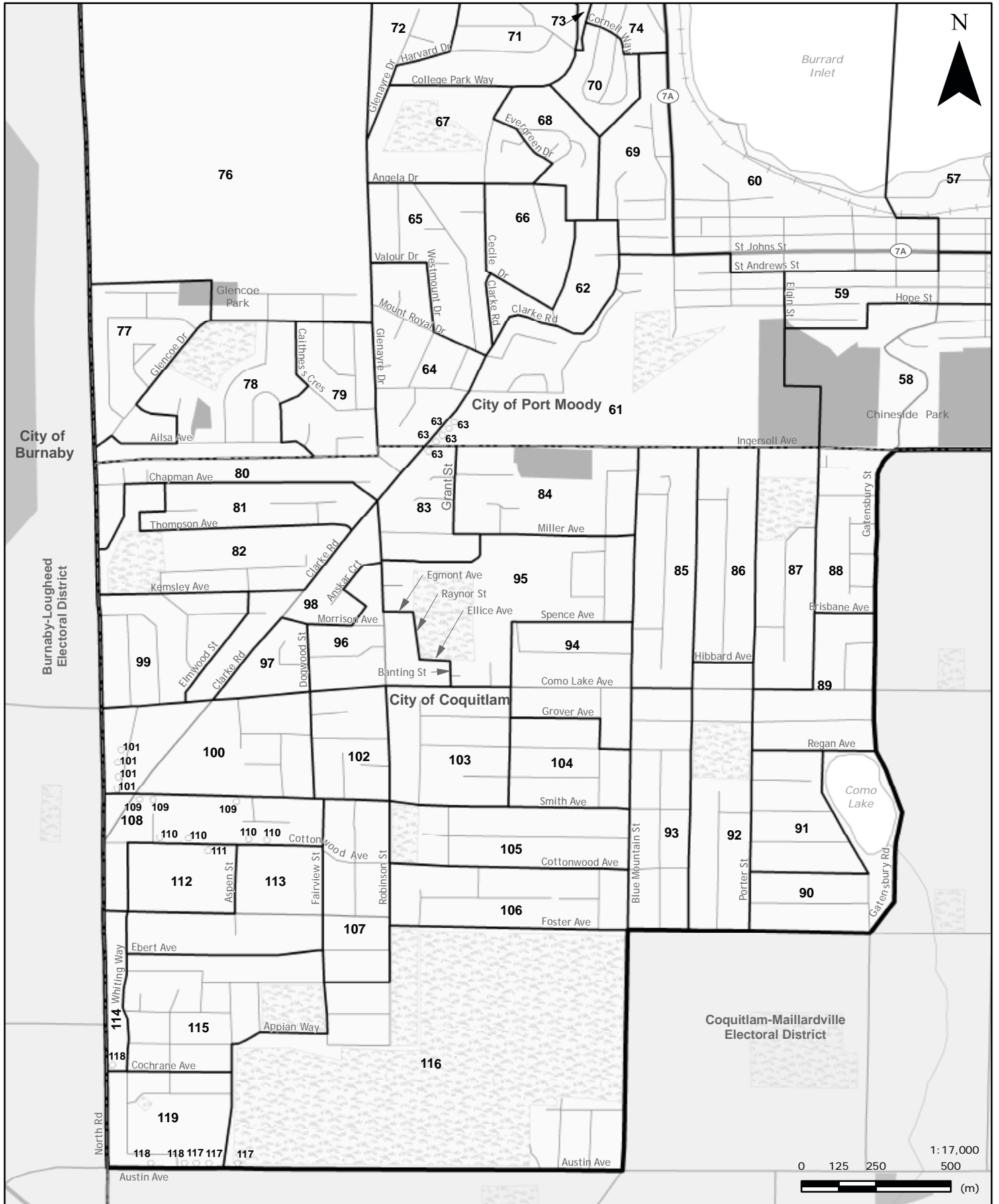
*1 Voting areas 76 and 77S combined

*2 Voting areas 78S and 83S combined

Port Moody-Coquitlam (POM)
MAP A - Port Moody-Coquitlam Electoral District







	Iain Black	James Filippelli	Rebecca Helps	Donna Vandekerkhove	Shannon Watkins	Total valid votes	Rejected ballots	Registered voters
	LIB	YPBC	GP	REFD	NDP			
Advance voting								
Church of the Nazarene	391	3	42	7	357	800	4	
Moody Middle School	308	8	35	2	303	656	1	
Port Moody Social Recreation Centre	1,084	12	67	5	542	1,710	7	
General voting								
Voting area								
1	127	9	6	1	62	205	0	322
2	90	1	7	0	44	142	2	233
3	88	1	15	1	32	137	0	290
4	121	1	3	0	47	172	2	367
5	126	3	11	0	55	195	1	349
6	74	2	3	0	58	137	0	294
7	16	3	5	0	15	39	0	123
8	108	3	12	1	81	205	1	350
9	108	0	11	0	35	154	0	314
10	95	0	11	2	36	144	2	352
11	107	0	8	0	24	139	0	324
12	144	2	11	0	32	189	0	436
13	70	1	7	0	18	96	0	202
14	85	2	15	1	39	142	0	263
15	106	2	8	0	28	144	0	292
16	49	2	2	0	13	66	2	147
17	87	1	2	2	28	120	0	337
18	88	1	8	1	47	145	0	308
19	93	2	3	0	33	131	0	344
20	105	3	9	0	44	161	0	340
21	48	1	3	0	48	100	0	189
22	79	1	13	0	26	119	0	259
23	63	1	10	0	54	128	1	245
24	60	0	0	0	15	75	0	198
25	48	1	6	0	18	73	0	174
26	74	3	10	0	58	145	0	287
27	98	1	10	0	42	151	0	355
28	51	5	9	0	43	108	2	277
29	100	1	2	0	44	147	0	317
30	116	0	8	0	49	173	0	363
31	65	1	4	0	35	105	0	243
32	89	0	8	3	21	121	0	258
33	100	6	13	0	50	169	0	314
34	114	3	10	1	60	188	0	357
35	54	1	11	4	36	106	1	259
36	55	4	14	1	74	148	0	312
37S *1	-	-	-	-	-	-	-	32
38S *1	28	1	1	3	19	52	3	54
39	45	0	4	0	29	78	0	213
40	90	0	6	0	47	143	4	329

Port Moody-Coquitlam (POM)
Voting results by voting area

Statement of Votes
 39th Provincial General Election
 May 12, 2009

	Iain Black	James Filippelli	Rebecca Helps	Donna Vandekerkhove	Shannon Watkins	Total valid votes	Rejected ballots	Registered voters
Voting area (continued)	LIB	YPBC	GP	REFD	NDP			
41	112	4	9	1	47	173	0	428
42	81	2	12	0	54	149	0	394
43	61	2	15	0	72	150	0	311
44	22	3	3	0	50	78	0	235
45	55	5	22	0	75	157	1	309
46	35	0	5	0	28	68	0	186
47	66	2	12	1	51	132	1	303
48	42	2	13	1	38	96	1	223
49	114	3	18	0	67	202	2	472
50	67	0	6	1	48	122	0	315
51	79	3	6	0	32	120	1	332
52	58	0	7	0	26	91	0	272
53	23	1	7	1	46	78	0	217
54	29	0	6	0	49	84	0	189
55	35	1	15	0	36	87	0	254
56	23	0	9	1	56	89	0	278
57	26	0	6	0	37	69	1	218
58	66	2	16	3	71	158	1	325
59	36	3	12	1	57	109	0	266
60	16	0	12	0	48	76	0	216
61	59	2	22	0	71	154	1	333
62	21	0	15	1	49	86	0	215
63	31	1	4	1	65	102	2	362
64	85	2	12	0	73	172	0	331
65	70	0	12	0	68	150	0	331
66	29	4	16	0	68	117	2	279
67	47	1	12	1	68	129	0	291
68	53	2	18	0	70	143	2	273
69	32	1	6	0	47	86	0	274
70	39	0	18	0	78	135	1	293
71	87	0	12	0	88	187	0	332
72	34	1	8	0	50	93	0	258
73	66	0	12	0	75	153	0	263
74	59	3	15	0	38	115	0	319
75	58	1	7	0	24	90	0	349
76	49	0	7	1	43	100	0	144
77	135	2	7	1	95	240	2	343
78	106	3	15	0	114	238	0	356
79	77	0	2	0	76	155	0	240
80	54	0	15	0	56	125	0	257
81	60	1	15	1	84	161	1	372
82	55	1	7	1	88	152	1	320
83	37	1	9	2	73	122	1	260
84	70	1	4	1	46	122	0	235
85	85	1	10	0	72	168	0	302
86	100	0	11	1	54	166	2	280
87	72	1	10	0	47	130	0	273
88	51	1	8	1	54	115	0	182
89	48	1	9	1	67	126	0	232
90	60	0	5	0	48	113	0	215

	Iain Black	James Filippelli	Rebecca Helps	Donna Vandekerkhove	Shannon Watkins	Total valid votes	Rejected ballots	Registered voters
Voting area (continued)	LIB	YPBC	GP	REFD	NDP			
91	61	1	5	1	49	117	0	191
92	73	0	3	0	76	152	1	323
93	71	0	7	1	76	155	1	319
94	59	1	14	1	58	133	2	278
95	59	0	8	0	64	131	0	258
96	61	1	5	1	58	126	0	263
97	32	2	8	1	47	90	1	291
98	44	1	14	0	60	119	0	315
99	49	1	8	1	72	131	0	327
100	32	1	4	1	37	75	1	264
101	29	1	7	1	37	75	0	323
102	29	1	4	0	45	79	0	210
103	58	1	6	1	55	121	3	308
104	72	0	11	0	60	143	1	231
105	77	1	11	2	75	166	0	292
106	118	0	7	0	53	178	1	326
107	71	1	5	3	59	139	0	275
108	42	0	7	1	34	84	1	281
109	29	0	7	0	50	86	0	281
110	18	0	11	1	54	84	1	305
111	12	0	6	0	41	59	2	292
112	16	1	5	0	38	60	0	278
113	67	0	8	1	53	129	0	303
114	35	0	6	0	49	90	0	272
115	111	1	18	0	62	192	0	368
116	89	0	6	0	34	129	0	263
117	70	1	7	2	43	123	2	334
118	33	0	7	0	32	72	0	235
119	28	0	9	1	39	77	0	202
Sub totals	9,467	172	1,201	78	7,188	18,106	73	33,487
s. 98 Special	8	0	2	0	26	36	1	
s. 99 Absentee - in ED	281	18	40	3	231	573	1	
s. 100 Absentee - out of ED	74	3	12	1	69	159	20	
s. 101 Absentee - advance	25	0	2	0	16	43	2	
s. 104 Voting in DEO office	106	3	3	0	64	176	4	
s. 106 Voting by mail	18	2	1	0	20	41	1	
Grand totals	9,979	198	1,261	82	7,614	19,134	102	33,487
% of valid votes	52.15%	1.03%	6.59%	0.43%	39.80%			

Port Moody-Coquitlam (POM)
Voting results by voting area

Statement of Votes
39th Provincial General Election
May 12, 2009

Summary

Valid votes - General and advance	18,106	94.63%	Total valid votes
s. 98 Special	36	0.20%	Total valid votes
s. 99 Absentee - in ED	573	2.99%	Total valid votes
s. 100 Absentee - out of ED	159	0.83%	Total valid votes
s. 101 Absentee - advance	43	0.22%	Total valid votes
s. 104 Voting in DEO office	176	0.92%	Total valid votes
s. 106 Voting by mail	41	0.21%	Total valid votes

Total valid votes 19,134

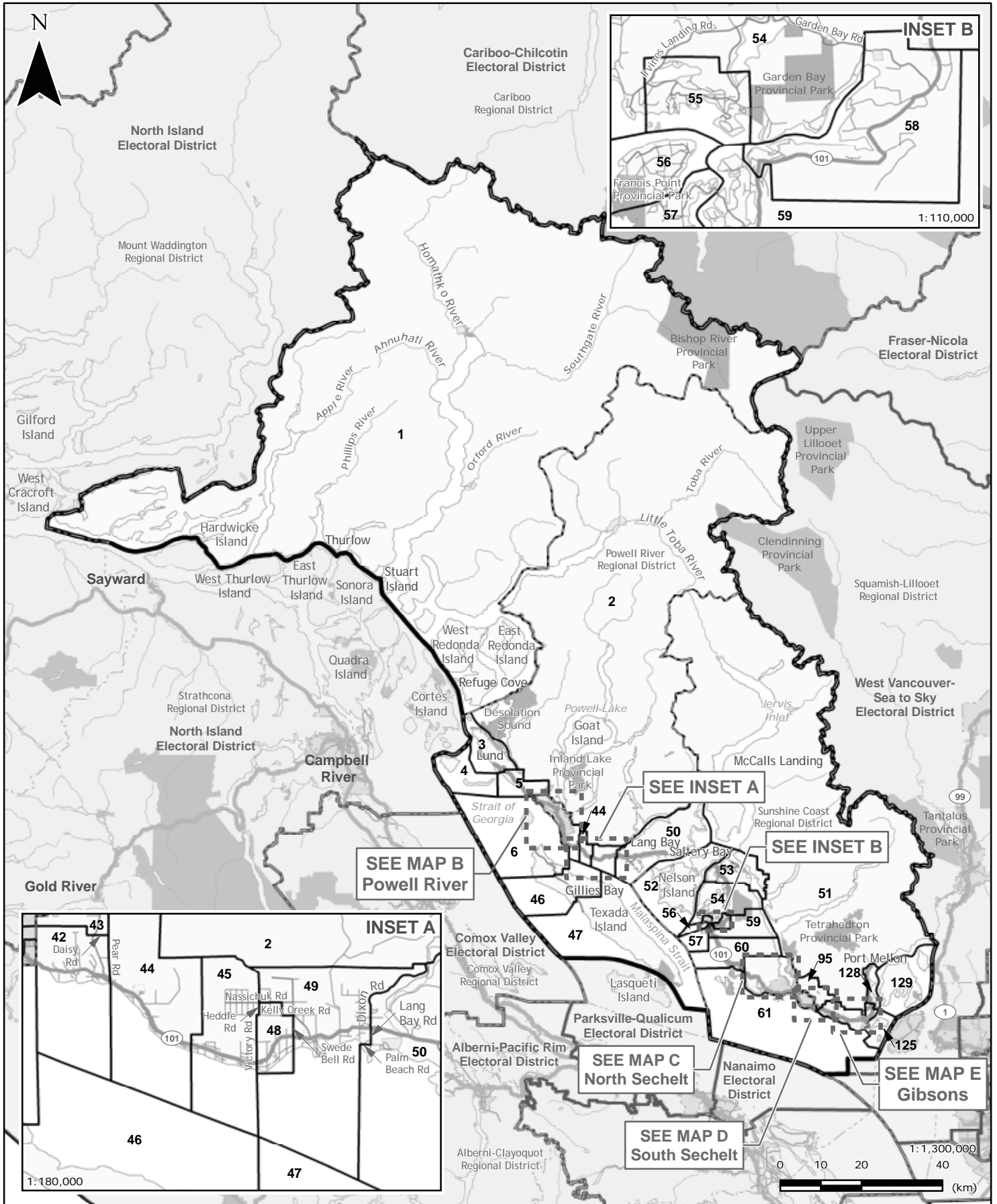
Rejected ballots 102 0.53% Ballots cast
Registered voters who voted 19,236 57.44% Registered voters

Registered voters 33,487

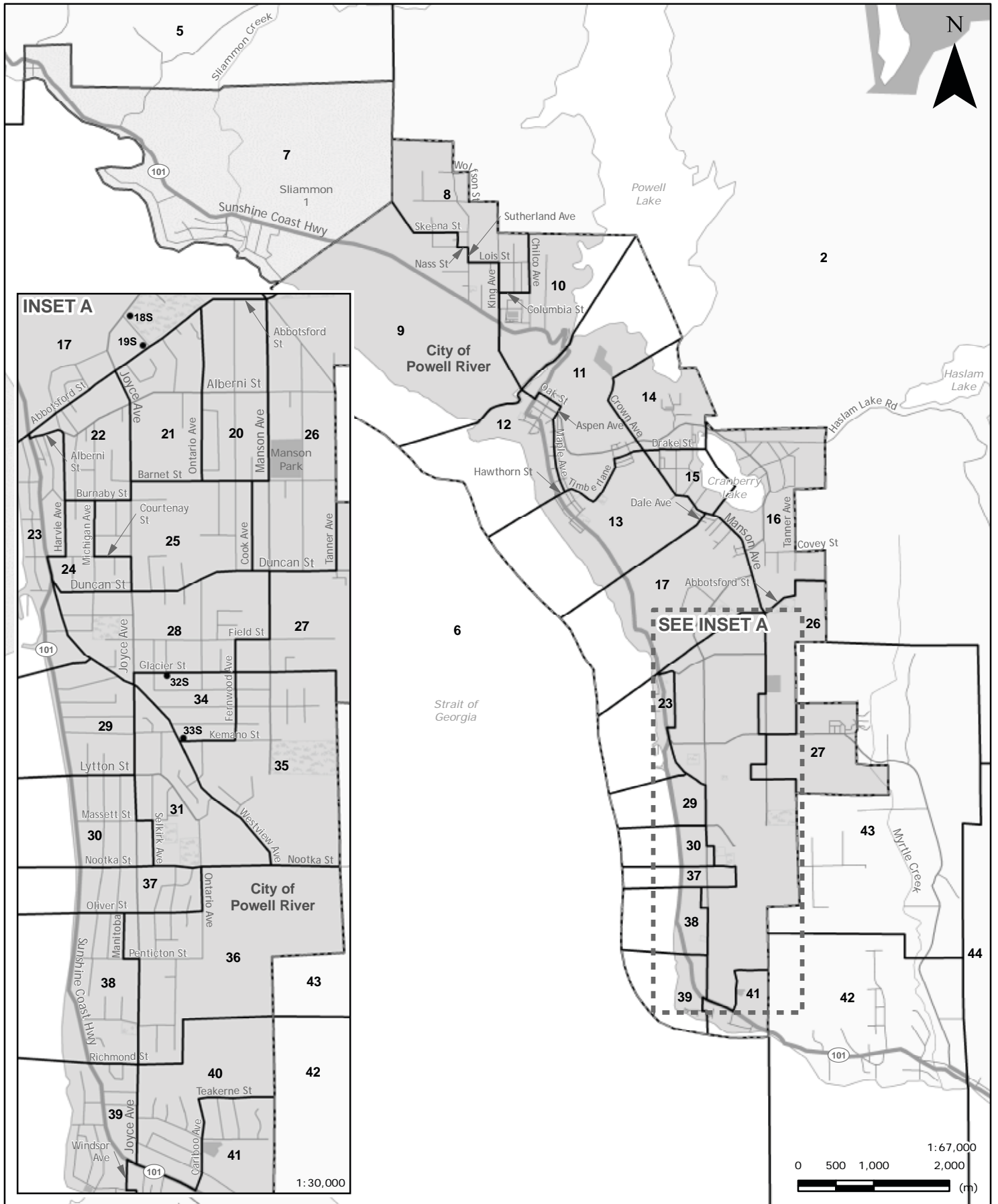
Candidate elected: Iain Black (LIB)

*1 Voting areas 37S and 38S combined

Powell River-Sunshine Coast (POR)
MAP A - Powell River-Sunshine Coast Electoral District



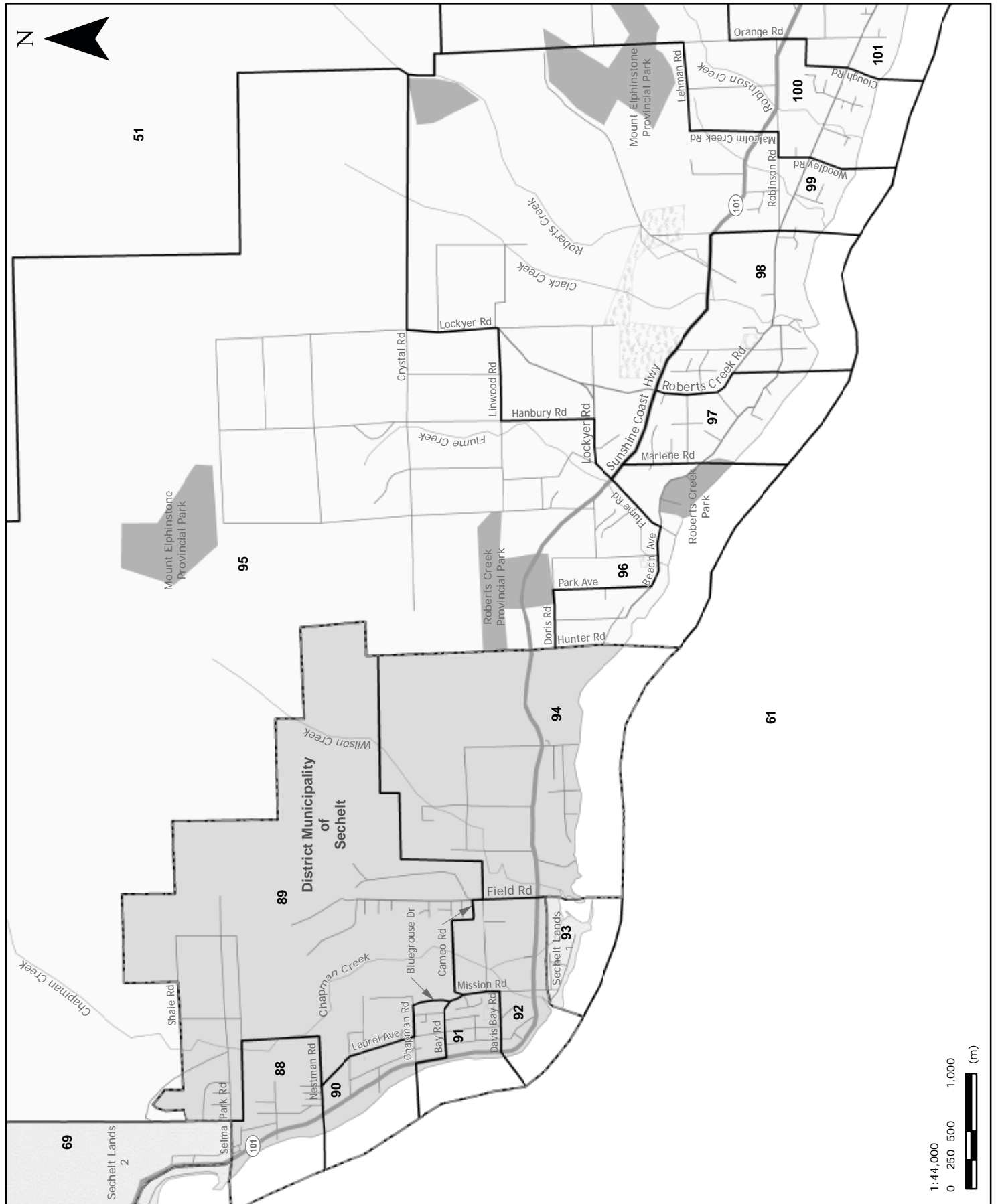
Powell River-Sunshine Coast (POR)
MAP B - Powell River

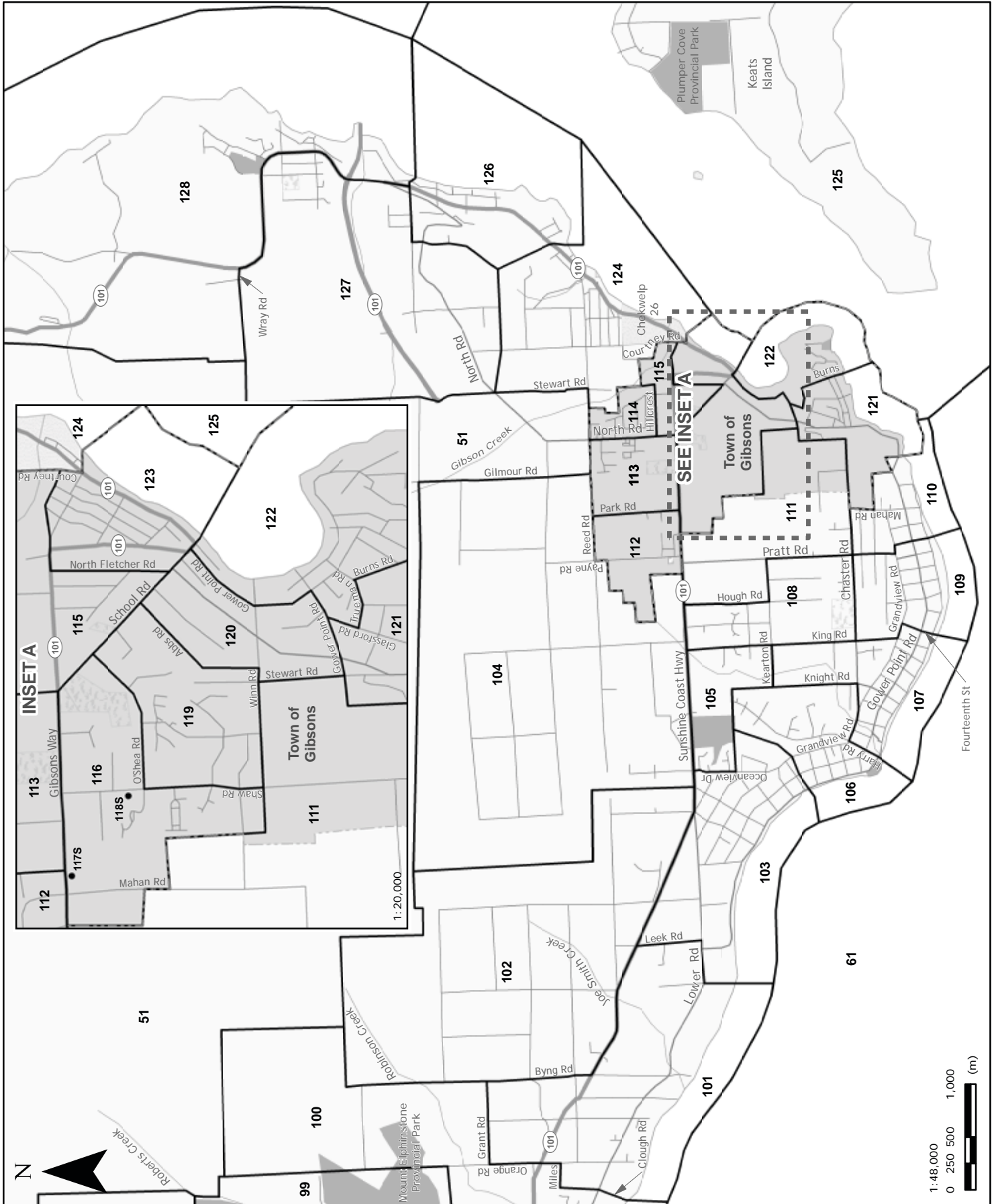




**Powell River-Sunshine Coast (POR)
MAP D - South Sechelt**

Statement of Votes
39th Provincial General Election
May 12, 2009





Powell River-Sunshine Coast (POR)
Voting results by voting area

Statement of Votes
 39th Provincial General Election
 May 12, 2009

	Jeff Chilton	Allen McIntyre	Dawn Miller	Nicholas Simons	Total valid votes	Rejected ballots	Registered voters
	GP	REFD	LIB	NDP			
Advance voting							
Kinsmen Hall	67	13	432	764	1,276	4	
Powell River Recreation Complex	85	25	573	989	1,672	3	
Seaside Centre	65	10	752	879	1,706	5	
General voting							
Voting area							
1 *1	-	-	-	-	-	-	14
2 *1	-	-	-	-	-	-	16
3 *1	25	2	50	119	196	3	323
4	6	1	7	29	43	0	72
5	13	2	26	79	120	1	280
6	8	1	31	127	167	1	288
7	5	1	55	109	170	0	384
8	16	2	36	137	191	1	307
9	5	2	45	104	156	1	322
10	2	1	28	90	121	2	257
11	8	2	30	91	131	0	358
12	3	2	23	98	126	0	338
13	13	4	25	94	136	0	309
14	15	1	19	87	122	1	351
15	2	1	32	94	129	0	348
16	6	2	28	104	140	1	356
17	9	3	28	84	124	0	346
18S *2	-	-	-	-	-	-	40
19S *2	-	-	-	-	-	-	25
20	3	3	38	77	121	2	331
21	9	1	51	69	130	1	312
22	10	2	38	61	111	0	302
23	6	3	60	74	143	1	350
24	10	0	29	67	106	1	315
25	6	3	41	74	124	1	313
26	4	2	39	84	129	0	324
27	6	1	45	116	168	1	368
28	5	1	50	97	153	1	368
29	5	1	49	101	156	0	348
30	9	0	34	76	119	0	300
31	13	2	43	85	143	0	352
32S *2	-	-	-	-	-	-	59
33S *2	53	20	8	3	84	1	76
34	7	0	25	71	103	0	313
35	4	1	65	97	167	0	391
36	7	2	89	107	205	1	359
37	6	0	52	101	159	0	365
38	9	0	69	86	164	1	316
39	4	2	77	79	162	0	366
40	0	2	72	72	146	0	299

Powell River-Sunshine Coast (POR)
Voting results by voting area

Voting area (continued)	Jeff Chilton	Allen McIntyre	Dawn Miller	Nicholas Simons	Total valid votes	Rejected ballots	Registered voters
	GP	REFD	LIB	NDP			
41	11	1	63	68	143	0	331
42	8	0	60	75	143	0	282
43	5	2	31	69	107	0	292
44	9	2	72	89	172	1	331
45	14	4	45	111	174	0	331
46	12	0	33	95	140	0	254
47	29	2	42	107	180	0	272
48	17	1	44	128	190	2	333
49	20	3	50	123	196	1	342
50	19	1	30	114	164	1	295
51 *3	-	-	-	-	-	-	113
52 *3	-	-	-	-	-	-	21
53 *3	9	1	21	51	82	0	148
54	9	3	79	69	160	0	293
55	3	1	91	70	165	1	333
56	5	3	65	98	171	0	269
57	8	1	69	82	160	2	252
58	13	2	60	91	166	1	352
59	8	4	88	100	200	0	336
60	11	0	50	64	125	1	292
61	14	6	72	47	139	0	302
62	11	1	61	72	145	0	353
63	7	4	68	92	171	0	328
64	13	1	66	65	145	2	288
65	6	0	47	99	152	2	329
66	13	0	49	41	103	0	224
67	16	1	51	109	177	0	360
68	4	1	79	69	153	0	329
69	1	1	10	58	70	0	245
70	7	1	35	76	119	0	308
71	3	0	31	56	90	3	302
72	6	0	36	60	102	0	322
73	6	1	47	57	111	0	320
74	8	0	60	62	130	0	311
75	5	0	47	56	108	1	308
76	3	1	68	46	118	0	278
77	7	1	49	72	129	0	315
78	8	0	56	49	113	0	320
79	10	1	73	88	172	1	375
80	8	1	114	105	228	0	427
81	4	0	77	65	146	0	321
82S *4	-	-	-	-	-	-	22
83S *4	11	4	42	76	133	4	20
84	4	1	34	59	98	1	300
85	3	4	28	40	75	1	284
86	2	0	10	46	58	0	131
87S *4	-	-	-	-	-	-	28
88	7	0	54	79	140	1	329
89	6	3	69	85	163	0	327
90	9	1	77	102	189	1	345

Powell River-Sunshine Coast (POR)
Voting results by voting area

Statement of Votes
 39th Provincial General Election
 May 12, 2009

	Jeff Chilton	Allen McIntyre	Dawn Miller	Nicholas Simons	Total valid votes	Rejected ballots	Registered voters
Voting area (continued)	GP	REFD	LIB	NDP			
91	5	1	79	85	170	0	318
92	7	0	30	100	137	1	293
93	5	1	27	39	72	1	172
94	4	6	44	86	140	0	274
95	15	1	53	122	191	3	341
96	13	0	29	109	151	1	295
97	11	0	39	119	169	0	331
98	9	0	39	117	165	0	294
99	17	2	45	136	200	0	365
100	7	0	28	108	143	0	307
101	13	0	29	97	139	0	297
102	11	2	28	69	110	0	213
103	3	1	44	64	112	1	295
104	10	1	45	62	118	0	278
105	6	1	42	69	118	0	320
106	13	1	66	93	173	0	333
107	13	1	49	99	162	0	327
108	13	4	56	103	176	0	343
109	8	4	61	95	168	0	337
110	10	1	41	89	141	1	290
111	6	2	26	51	85	0	227
112	8	2	36	51	97	1	213
113	7	2	36	69	114	1	300
114	6	1	42	119	168	3	356
115	7	1	29	74	111	1	334
116	8	2	47	87	144	1	345
117S *4	-	-	-	-	-	-	23
118S *4	-	-	-	-	-	-	107
119	12	0	77	73	162	2	376
120	12	4	41	76	133	0	311
121	8	1	45	89	143	0	353
122	9	0	33	66	108	0	324
123	12	0	35	73	120	0	310
124 *5	17	0	46	86	149	0	337
125 *5	-	-	-	-	-	-	52
126	6	0	69	78	153	0	323
127	12	2	61	90	165	0	340
128	14	5	57	90	166	1	347
129	9	1	14	50	74	0	119
Sub totals	1,287	236	7,265	12,293	21,081	79	36,304
s. 98 Special	10	0	27	37	74	0	
s. 99 Absentee - in ED	77	6	220	468	771	7	
s. 100 Absentee - out of ED	8	1	40	74	123	8	
s. 101 Absentee - advance	2	1	19	16	38	0	
s. 104 Voting in DEO office	47	5	226	350	628	5	
s. 106 Voting by mail	5	0	21	38	64	3	
Grand totals	1,436	249	7,818	13,276	22,779	102	36,304
% of valid votes	6.30%	1.10%	34.32%	58.28%			

Summary

Valid votes - General and advance	21,081	92.55%	Total valid votes
s. 98 Special	74	0.32%	Total valid votes
s. 99 Absentee - in ED	771	3.38%	Total valid votes
s. 100 Absentee - out of ED	123	0.54%	Total valid votes
s. 101 Absentee - advance	38	0.17%	Total valid votes
s. 104 Voting in DEO office	628	2.76%	Total valid votes
s. 106 Voting by mail	64	0.28%	Total valid votes

Total valid votes 22,779

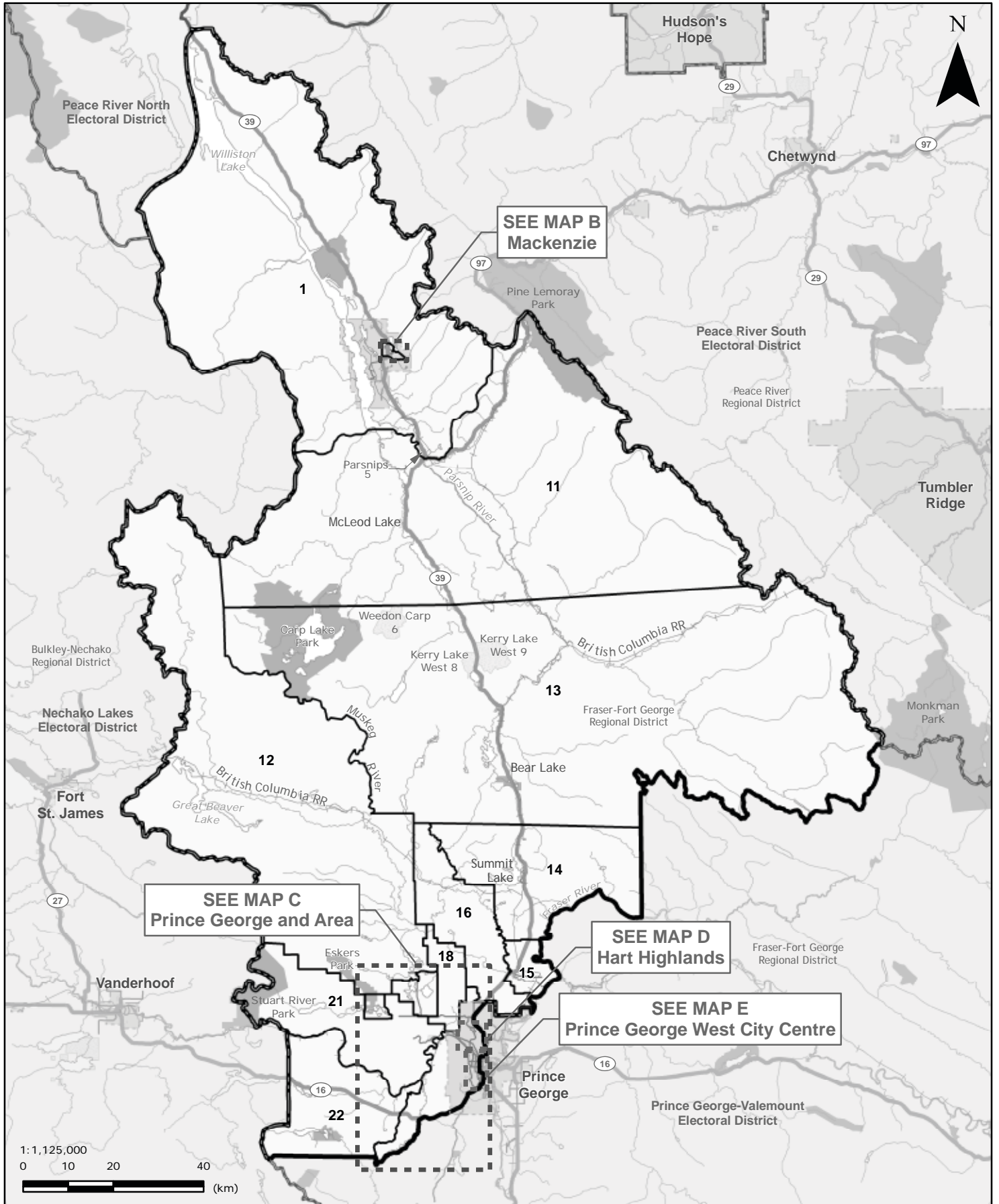
Rejected ballots	102	0.45%	Ballots cast
Registered voters who voted	22,881	63.02%	Registered voters

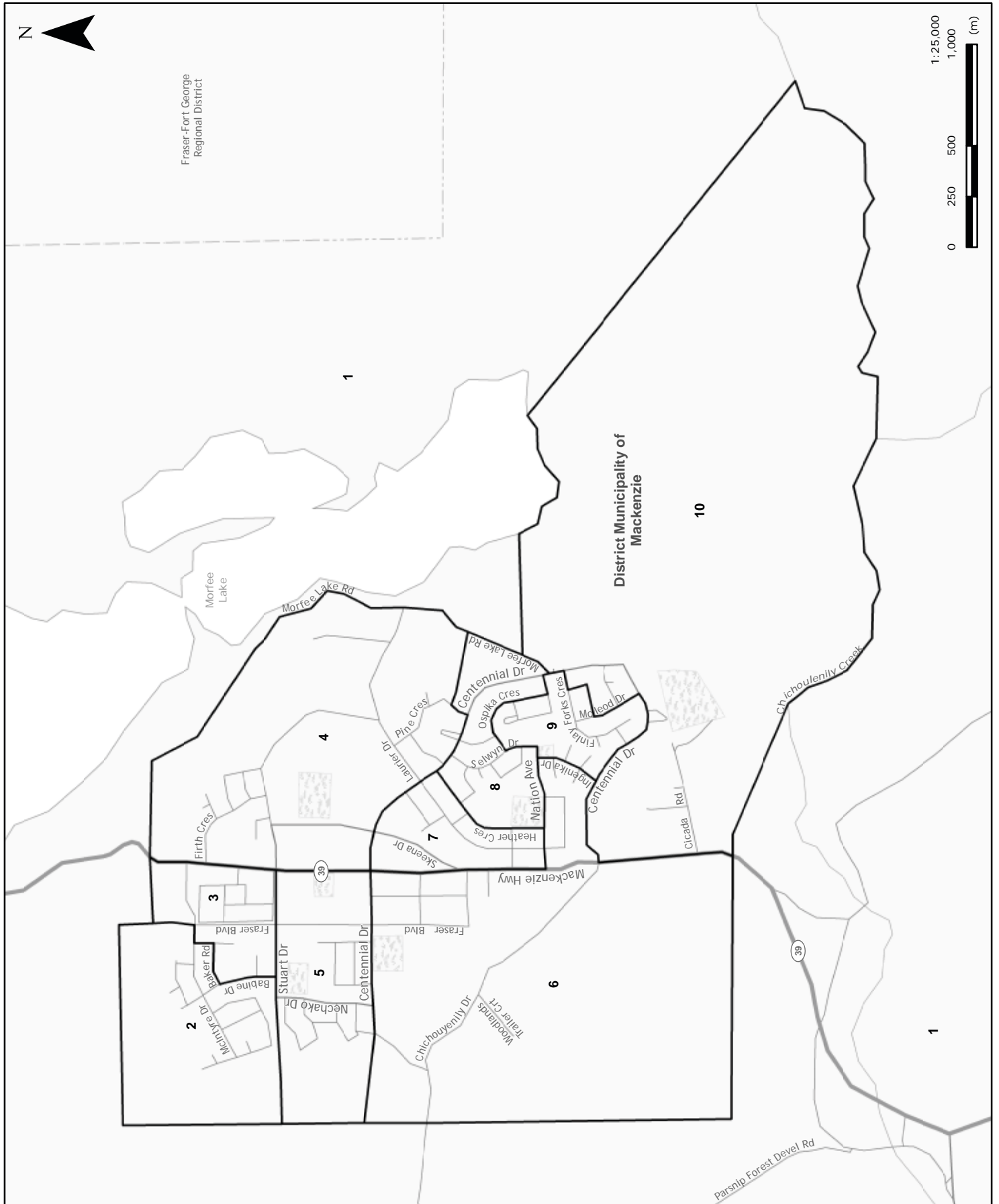
Registered voters 36,304

Candidate elected: Nicholas Simons (NDP)

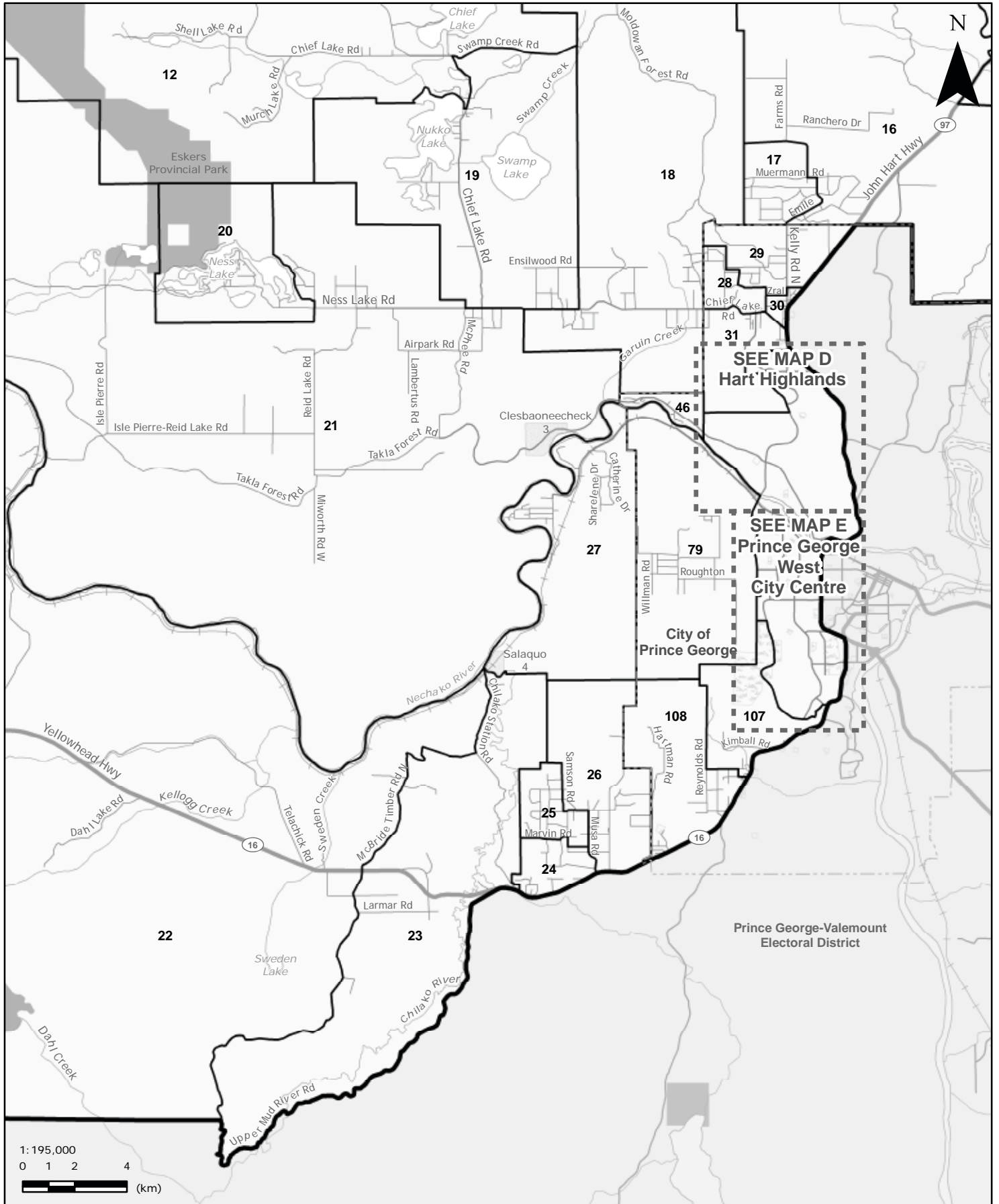
-
- *1 Voting areas 1, 2 and 3 combined
 - *2 Voting areas 18S, 19S, 32S and 33S combined
 - *3 Voting areas 51, 52 and 53 combined
 - *4 Voting areas 82S, 83S, 87S, 117S and 118S combined
 - *5 Voting areas 124 and 125 combined

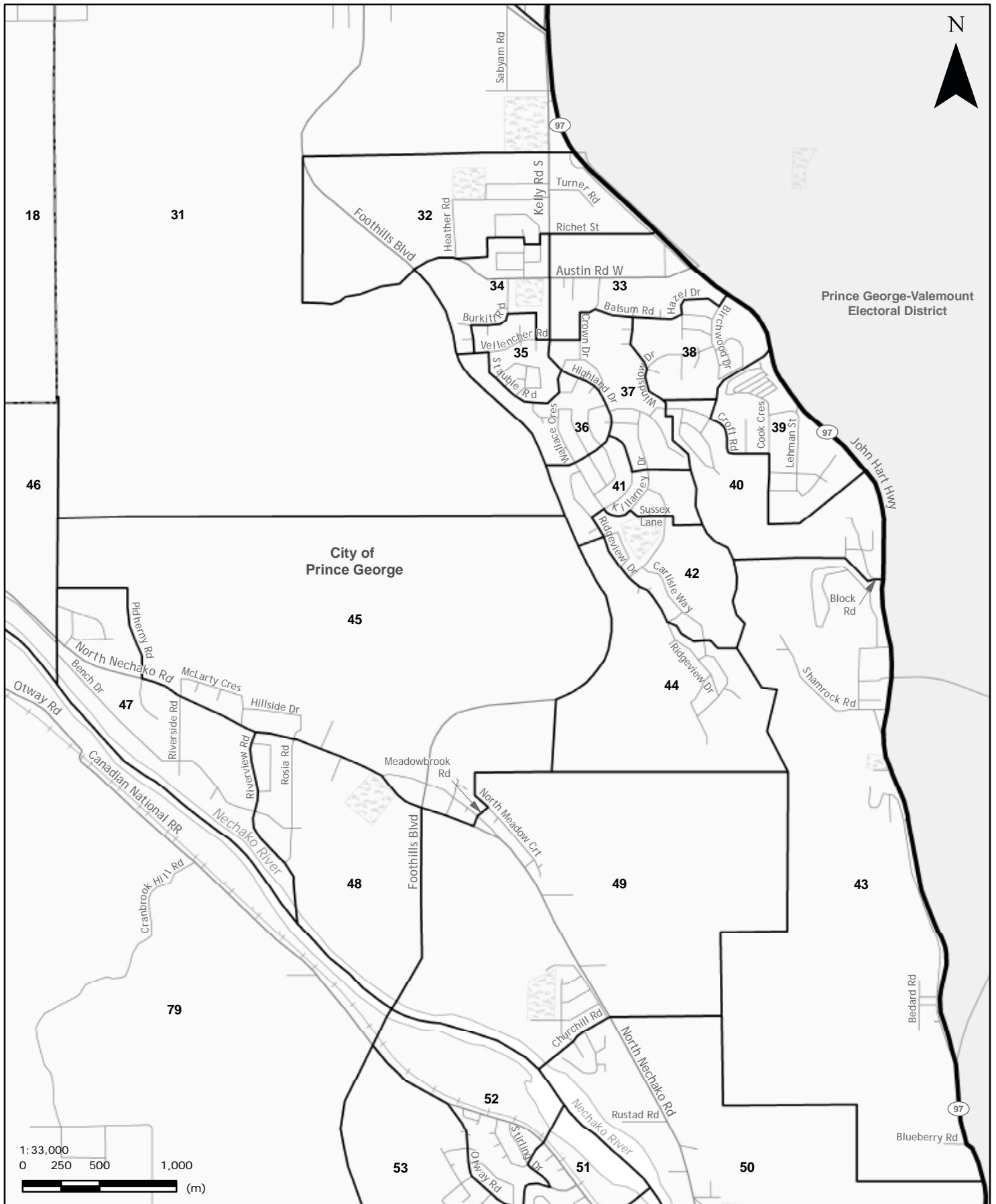
**Prince George-Mackenzie (PRM)
MAP A - Prince George-Mackenzie Electoral District**



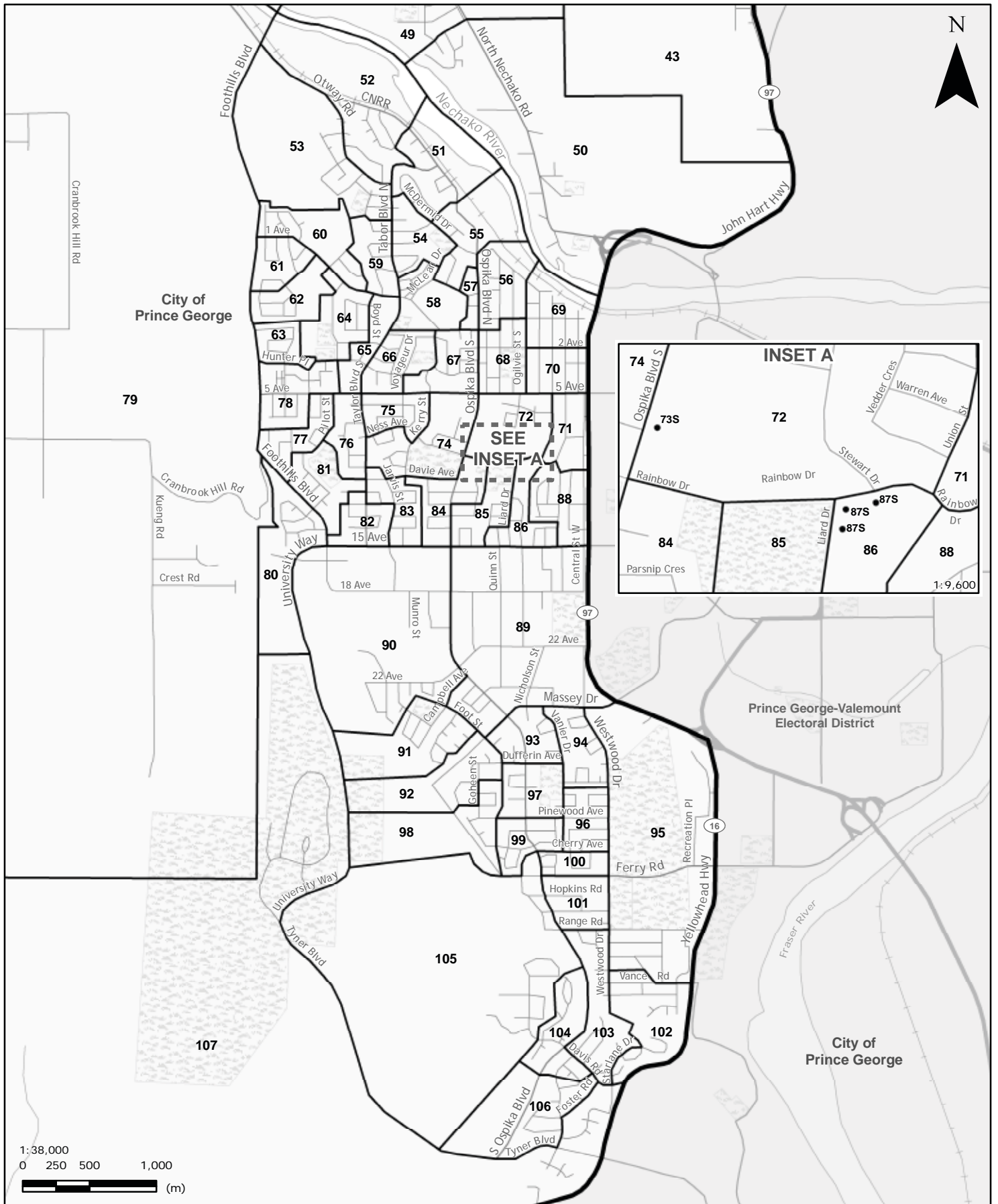


**Prince George-Mackenzie (PRM)
MAP C - Prince George and Area**





**Prince George-Mackenzie (PRM)
MAP E - Prince George West City Centre**



Prince George-Mackenzie (PRM)
Voting results by voting area

	Pat Bell	Kevin Creamore	Tobias Lawrence	Total valid votes	Rejected ballots	Registered voters
	LIB	GP	NDP			
Advance voting						
Christ Our Saviour Hall	560	50	256	866	4	
Kinsmen Club of Mackenzie	226	18	161	405	2	
Zion Lutheran Church	1,041	102	628	1,771	7	
General voting						
Voting area						
1	46	0	20	66	0	158
2	48	8	49	105	1	308
3	30	1	48	79	0	252
4	69	5	45	119	0	324
5	63	5	48	116	0	338
6	42	5	47	94	0	287
7	33	2	35	70	0	262
8	56	4	45	105	0	305
9	57	4	71	132	1	313
10	34	1	24	59	0	216
11	16	4	42	62	0	118
12	60	14	29	103	3	188
13 *1	32	14	43	89	1	142
14 *1	-	-	-	-	-	42
15	82	9	72	163	0	303
16	74	9	22	105	0	350
17	70	12	34	116	0	321
18	96	10	43	149	2	315
19	77	13	47	137	0	309
20	80	22	38	140	1	265
21	65	10	45	120	0	340
22	72	4	34	110	2	251
23	92	5	16	113	1	245
24	78	10	43	131	0	280
25	107	14	57	178	2	316
26	104	11	41	156	0	316
27	105	18	65	188	2	332
28	53	8	28	89	0	223
29	59	10	44	113	1	300
30	59	7	35	101	0	298
31	67	10	36	113	0	337
32	59	8	57	124	1	360
33	75	11	45	131	1	329
34	101	4	35	140	0	336
35	102	7	29	138	3	375
36	83	4	53	140	0	352
37	68	11	42	121	1	295
38	79	9	57	145	1	367
39	41	10	54	105	2	314
40	68	7	45	120	3	327

Prince George-Mackenzie (PRM)
Voting results by voting area

Statement of Votes
 39th Provincial General Election
 May 12, 2009

	Pat Bell	Kevin Creamore	Tobias Lawrence	Total valid votes	Rejected ballots	Registered voters
Voting area (continued)	LIB	GP	NDP			
41	67	17	71	155	2	365
42	116	4	43	163	0	344
43	41	6	34	81	0	346
44	124	7	38	169	0	362
45	66	7	42	115	0	343
46	131	13	37	181	0	339
47	136	16	42	194	0	354
48	76	7	43	126	1	295
49	116	10	59	185	0	356
50	126	9	51	186	0	345
51	97	11	43	151	1	315
52	97	8	49	154	2	378
53	127	6	42	175	0	385
54	74	11	40	125	0	304
55	62	7	44	113	0	303
56	108	8	70	186	2	352
57	13	8	35	56	0	272
58	28	13	47	88	0	313
59	55	8	66	129	1	312
60	63	5	59	127	0	312
61	60	7	56	123	2	299
62	77	54	5	136	0	303
63	65	13	64	142	1	300
64	60	6	68	134	3	313
65	75	4	43	122	0	337
66	83	7	56	146	0	351
67	52	14	52	118	0	315
68	51	11	58	120	1	332
69	91	14	75	180	1	355
70	58	14	53	125	1	324
71	22	13	37	72	0	271
72	68	17	56	141	2	321
73S *2	-	-	-	-	-	56
74	104	19	72	195	5	339
75	49	8	41	98	4	324
76	70	21	60	151	0	313
77	78	8	67	153	1	315
78	97	10	70	177	2	390
79	130	8	34	172	2	340
80	70	13	38	121	2	308
81	72	7	49	128	0	299
82	72	6	44	122	1	298
83	80	12	49	141	0	294
84	74	13	69	156	2	319
85	44	5	50	99	3	311
86	39	7	38	84	0	310
87S *2	31	7	18	56	1	84
88	52	7	36	95	1	315
89	40	8	42	90	0	271
90	57	19	63	139	1	372

	Pat Bell	Kevin Creamore	Tobias Lawrence	Total valid votes	Rejected ballots	Registered voters
Voting area (continued)	LIB	GP	NDP			
91	105	12	63	180	1	354
92	82	3	57	142	0	304
93	78	7	71	156	1	349
94	75	12	55	142	0	310
95	50	12	34	96	1	319
96	67	7	77	151	0	339
97	56	8	60	124	0	294
98	78	10	50	138	1	307
99	85	8	60	153	1	306
100	45	6	41	92	0	261
101	67	8	60	135	0	365
102	83	16	62	161	1	341
103	78	11	86	175	1	351
104	108	3	61	172	1	348
105	71	13	44	128	1	289
106	83	3	42	128	0	315
107	44	5	19	68	1	307
108	65	8	33	106	0	271
Sub totals	9,393	1,175	6,101	16,669	97	32,913
s. 98 Special	21	6	23	50	6	
s. 99 Absentee - in ED	205	35	159	399	3	
s. 100 Absentee - out of ED	82	19	100	201	41	
s. 101 Absentee - advance	29	3	26	58	9	
s. 104 Voting in DEO office	74	4	34	112	1	
s. 106 Voting by mail	12	3	9	24	1	
Grand totals	9,816	1,245	6,452	17,513	158	32,913
% of valid votes	56.05%	7.11%	36.84%			

Summary

Valid votes - General and advance	16,669	95.18%	Total valid votes
s. 98 Special	50	0.29%	Total valid votes
s. 99 Absentee - in ED	399	2.28%	Total valid votes
s. 100 Absentee - out of ED	201	1.15%	Total valid votes
s. 101 Absentee - advance	58	0.33%	Total valid votes
s. 104 Voting in DEO office	112	0.64%	Total valid votes
s. 106 Voting by mail	24	0.13%	Total valid votes

Total valid votes 17,513

Rejected ballots 158 0.89% Ballots cast
Registered voters who voted 17,671 53.69% Registered voters

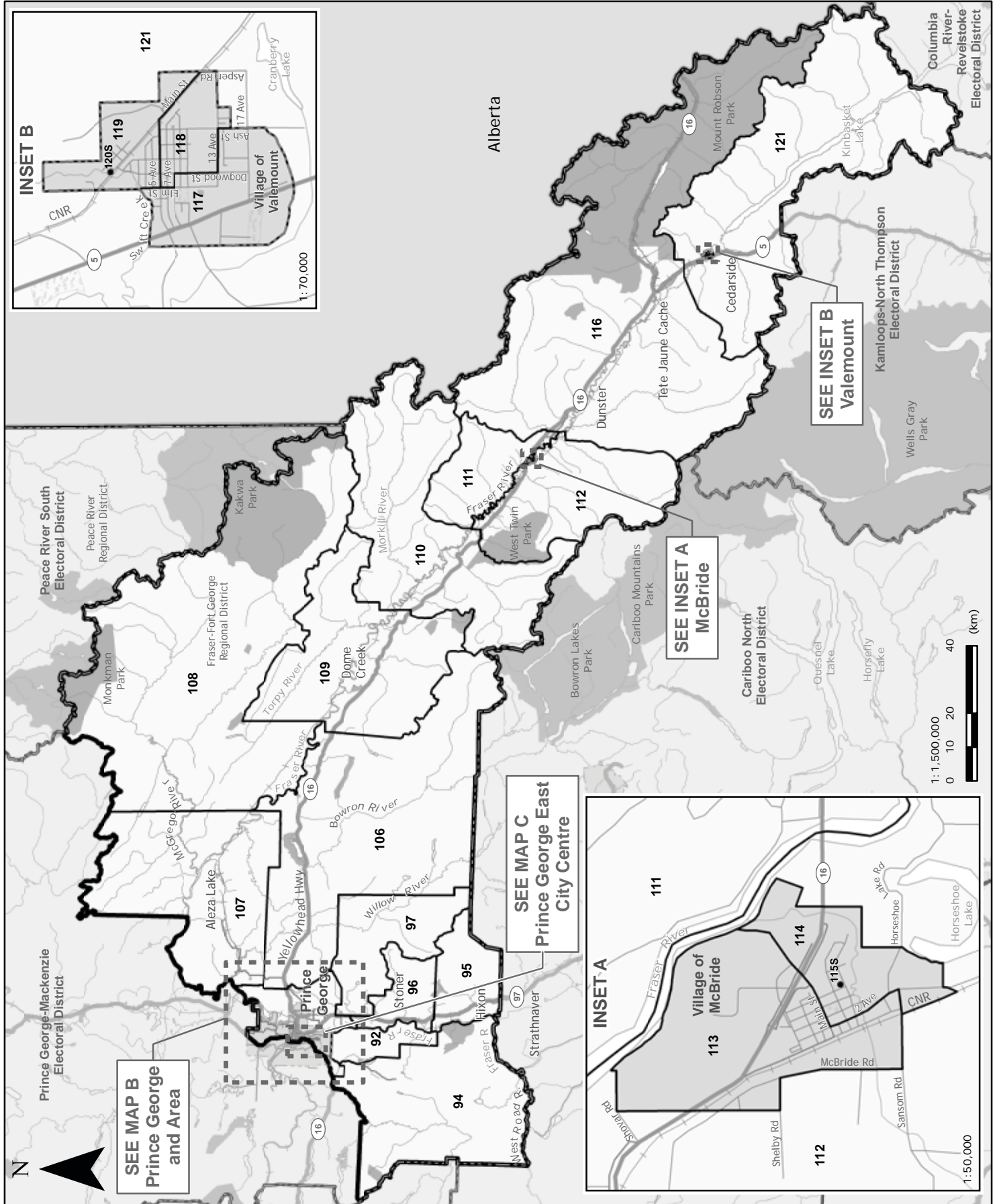
Registered voters 32,913

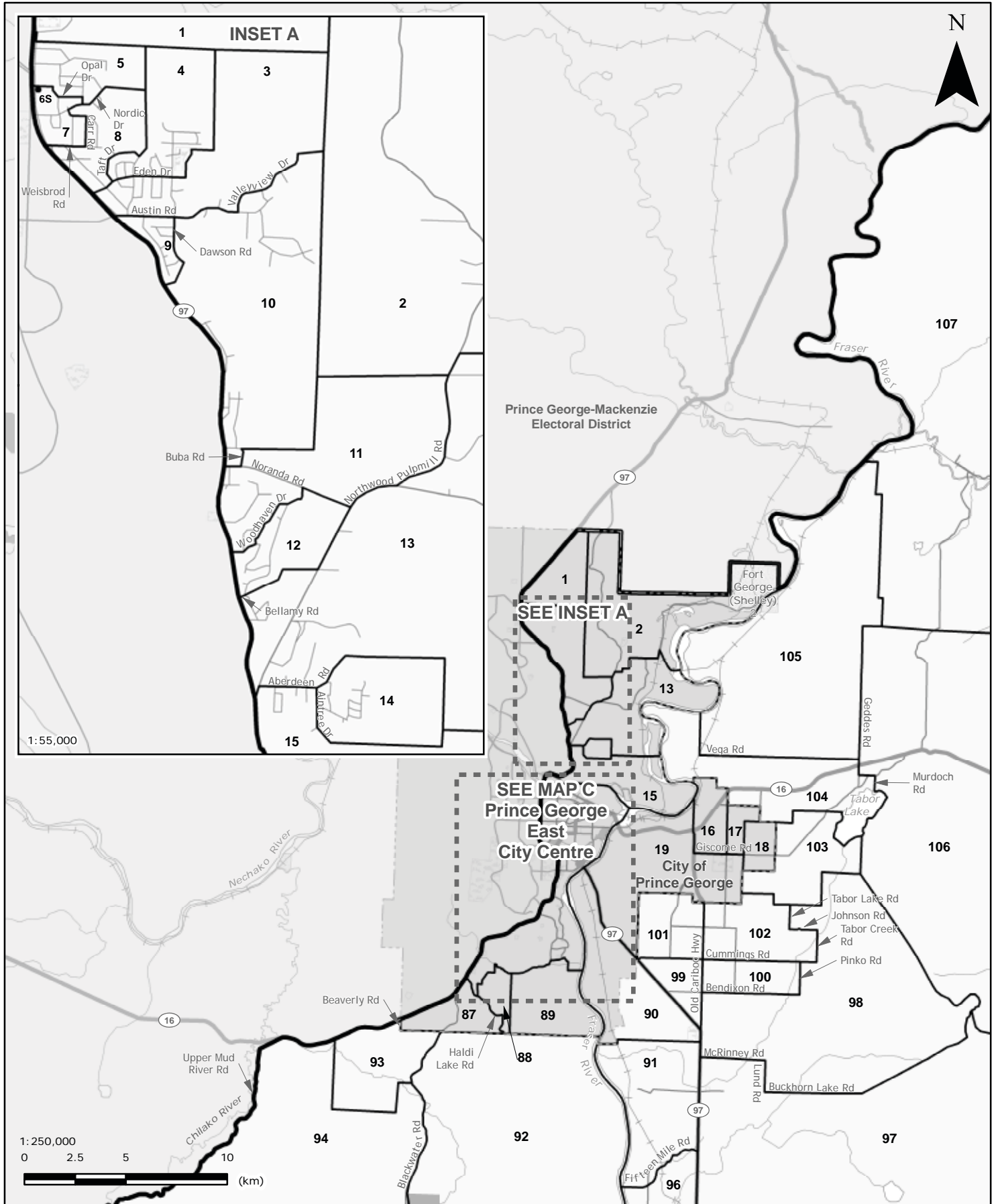
Candidate elected: Pat Bell (LIB)

*1 Voting areas 13 and 14 combined

*2 Voting areas 73S and 87S combined

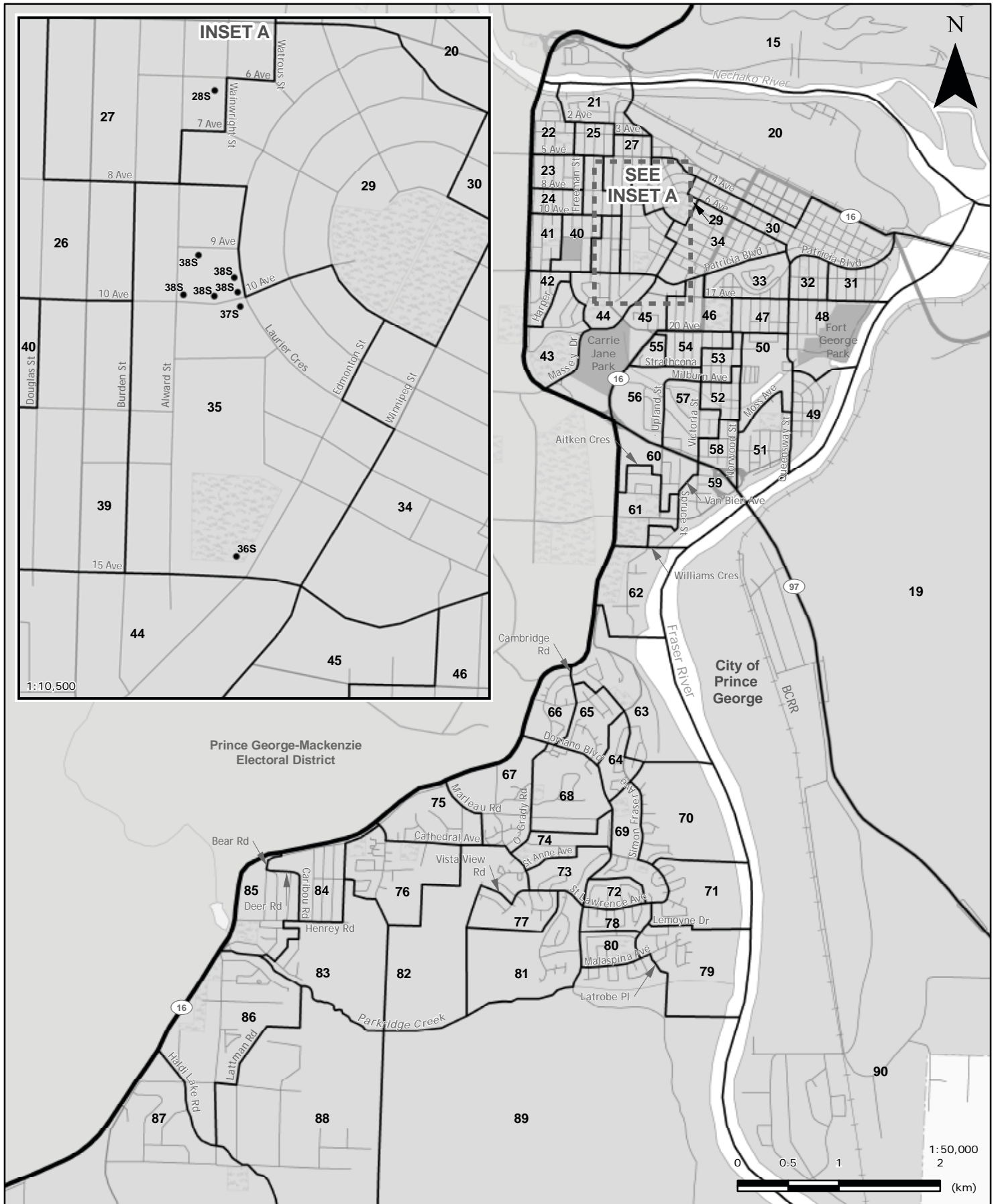
Prince George-Valemount (PRV)
MAP A - Prince George-Valemount Electoral District





Prince George-Valemount (PRV)
MAP C - Prince George East City Centre

Statement of Votes
 39th Provincial General Election
 May 12, 2009



Prince George-Valemount (PRV)
Voting results by voting area

	Shirley Bond	Julie Carew	Andrej Joseph DeWolf	Gordon Wilfred Dickie	Don Roberts	Total valid votes	Rejected ballots	Registered voters
	LIB	NDP	GP	CP	REFD			
Advance voting								
Elder Citizens Recreation Association	1,209	810	114	82	19	2,234	11	
Elks Hall	104	60	13	8	0	185	1	
Government Agent's Office, Valemount	112	70	15	5	2	204	0	
General voting								
Voting area								
1	61	30	11	8	0	110	0	325
2	53	61	10	6	1	131	1	350
3	62	66	10	10	0	148	0	335
4	52	75	6	7	1	141	1	341
5	49	43	5	9	1	107	0	289
6S *1	-	-	-	-	-	-	-	16
7	44	58	6	4	0	112	0	277
8	57	49	16	5	0	127	1	306
9	93	49	4	5	0	151	1	305
10	72	34	4	1	0	111	2	268
11	45	45	8	7	1	106	2	285
12	86	41	4	8	1	140	1	327
13	80	32	13	8	0	133	1	356
14	51	49	3	2	0	105	1	302
15	33	52	11	8	0	104	1	305
16	70	39	16	13	0	138	0	309
17	69	59	6	12	1	147	2	325
18	54	42	12	7	1	116	0	277
19	37	23	2	3	0	65	0	159
20	39	27	5	3	0	74	0	295
21	73	40	11	3	1	128	0	293
22	60	56	5	5	2	128	1	321
23	39	49	12	13	1	114	1	325
24	42	41	10	4	0	97	0	315
25	42	46	10	5	1	104	2	294
26	47	40	12	2	0	101	1	339
27	36	48	9	6	0	99	0	295
28S *2	-	-	-	-	-	-	-	123
29	64	56	13	2	1	136	1	350
30	27	30	9	4	1	71	0	260
31	78	61	14	1	0	154	2	308
32	52	54	11	8	1	126	1	317
33	48	65	9	3	1	126	1	372
34	27	44	21	5	2	99	2	339
35	64	60	11	4	0	139	2	339
36S *1	23	9	0	4	1	37	3	90
37S	7	21	5	2	1	36	0	129
38S *2	51	52	5	11	1	120	3	55
39	47	47	5	2	0	101	0	305
40	51	49	9	4	0	113	1	322

Prince George-Valemount (PRV)
Voting results by voting area

Statement of Votes
 39th Provincial General Election
 May 12, 2009

	Shirley Bond	Julie Carew	Andrej Joseph DeWolf	Gordon Wilfred Dickie	Don Roberts	Total valid votes	Rejected ballots	Registered voters
Voting area (continued)	LIB	NDP	GP	CP	REFD			
41	27	59	9	2	2	99	0	331
42	41	43	6	2	3	95	0	284
43	54	43	12	6	1	116	3	320
44	79	52	15	7	2	155	0	329
45	24	33	9	2	0	68	0	310
46	12	44	7	2	0	65	0	271
47	58	47	9	3	2	119	1	293
48	56	40	8	6	1	111	0	282
49	40	73	8	4	2	127	2	342
50	37	66	9	5	4	121	0	340
51	32	46	10	7	2	97	0	325
52	27	44	5	1	0	77	0	315
53	16	49	9	2	1	77	0	313
54	32	53	6	3	0	94	1	303
55	15	51	4	0	0	70	0	361
56	58	61	10	3	1	133	1	320
57	36	58	5	2	0	101	1	320
58	28	49	8	2	2	89	0	286
59	85	65	0	8	0	158	0	299
60	42	65	14	8	0	129	0	297
61	73	58	8	6	0	145	0	291
62	24	34	2	1	0	61	0	201
63	93	63	16	2	1	175	1	323
64	61	53	12	4	1	131	2	310
65	126	45	9	1	0	181	0	344
66	95	62	10	6	2	175	0	377
67	84	53	9	9	2	157	0	322
68	82	61	6	3	1	153	0	362
69	84	57	12	3	0	156	1	363
70	78	73	12	5	2	170	0	333
71	89	66	15	1	1	172	1	342
72	66	45	11	11	0	133	0	308
73	83	44	7	6	0	140	0	310
74	131	53	8	5	1	198	0	394
75	92	31	3	4	0	130	0	290
76	137	34	4	3	1	179	1	414
77	127	42	7	5	1	182	0	357
78	83	63	8	3	0	157	0	321
79	90	41	9	5	1	146	2	332
80	65	45	4	8	1	123	0	307
81	112	58	5	7	0	182	0	363
82	96	37	9	4	0	146	0	331
83	75	62	7	5	2	151	1	327
84	86	46	10	15	1	158	1	332
85	82	37	11	5	2	137	0	352
86	80	36	4	9	2	131	3	288
87	85	28	10	7	0	130	0	276
88	59	34	5	0	1	99	0	213
89	67	70	8	5	2	152	0	315
90	67	41	9	11	2	130	1	282

Voting area (continued)	Shirley Bond	Julie Carew	Andrej Joseph DeWolf	Gordon Wilfred Dickie	Don Roberts	Total valid votes	Rejected ballots	Registered voters
	LIB	NDP	GP	CP	REFD			
91	105	38	20	12	0	175	1	319
92	81	32	14	12	0	139	0	311
93	72	14	2	1	0	89	0	214
94	45	28	8	1	0	82	1	251
95	94	72	14	14	2	196	0	312
96	101	45	11	13	1	171	1	339
97	96	56	12	22	0	186	0	345
98	83	42	20	13	0	158	0	328
99	57	31	2	5	0	95	0	188
100	84	56	9	5	0	154	2	314
101	86	27	7	12	3	135	0	322
102	95	57	7	5	0	164	0	342
103	105	46	9	6	0	166	0	339
104	79	47	9	3	0	138	1	304
105	83	41	8	8	1	141	0	317
106	79	44	5	15	2	145	1	314
107	66	66	7	6	1	146	0	277
108 *3	20	21	9	2	1	53	0	34
109 *3	-	-	-	-	-	-	-	38
110 *3	-	-	-	-	-	-	-	30
111	52	22	13	2	0	89	0	208
112	75	44	9	13	0	141	0	296
113	42	36	3	4	0	85	0	240
114	36	26	2	6	0	70	0	187
115S *2	-	-	-	-	-	-	-	1
116	57	37	26	5	0	125	0	346
117	55	39	7	6	0	107	0	273
118	54	51	6	4	1	116	0	278
119	32	39	9	1	0	81	0	201
120S *2	-	-	-	-	-	-	-	15
121	48	61	16	11	0	136	0	280
Sub totals	8,663	6,313	1,152	750	104	16,982	77	34,727
s. 98 Special	20	32	6	2	1	61	5	
s. 99 Absentee - in ED	139	194	33	15	2	383	7	
s. 100 Absentee - out of ED	75	96	17	7	3	198	19	
s. 101 Absentee - advance	71	36	5	4	1	117	1	
s. 104 Voting in DEO office	84	56	9	2	2	153	4	
s. 106 Voting by mail	20	10	3	0	0	33	1	
Grand totals	9,072	6,737	1,225	780	113	17,927	114	34,727
% of valid votes	50.61%	37.58%	6.83%	4.35%	0.63%			

Prince George-Valemount (PRV)
Voting results by voting area

Summary

Valid votes - General and advance	16,982	94.73%	Total valid votes
s. 98 Special	61	0.34%	Total valid votes
s. 99 Absentee - in ED	383	2.14%	Total valid votes
s. 100 Absentee - out of ED	198	1.10%	Total valid votes
s. 101 Absentee - advance	117	0.65%	Total valid votes
s. 104 Voting in DEO office	153	0.85%	Total valid votes
s. 106 Voting by mail	33	0.19%	Total valid votes

Total valid votes 17,927

Rejected ballots 114 0.63% Ballots cast
 Registered voters who voted 18,041 51.95% Registered voters

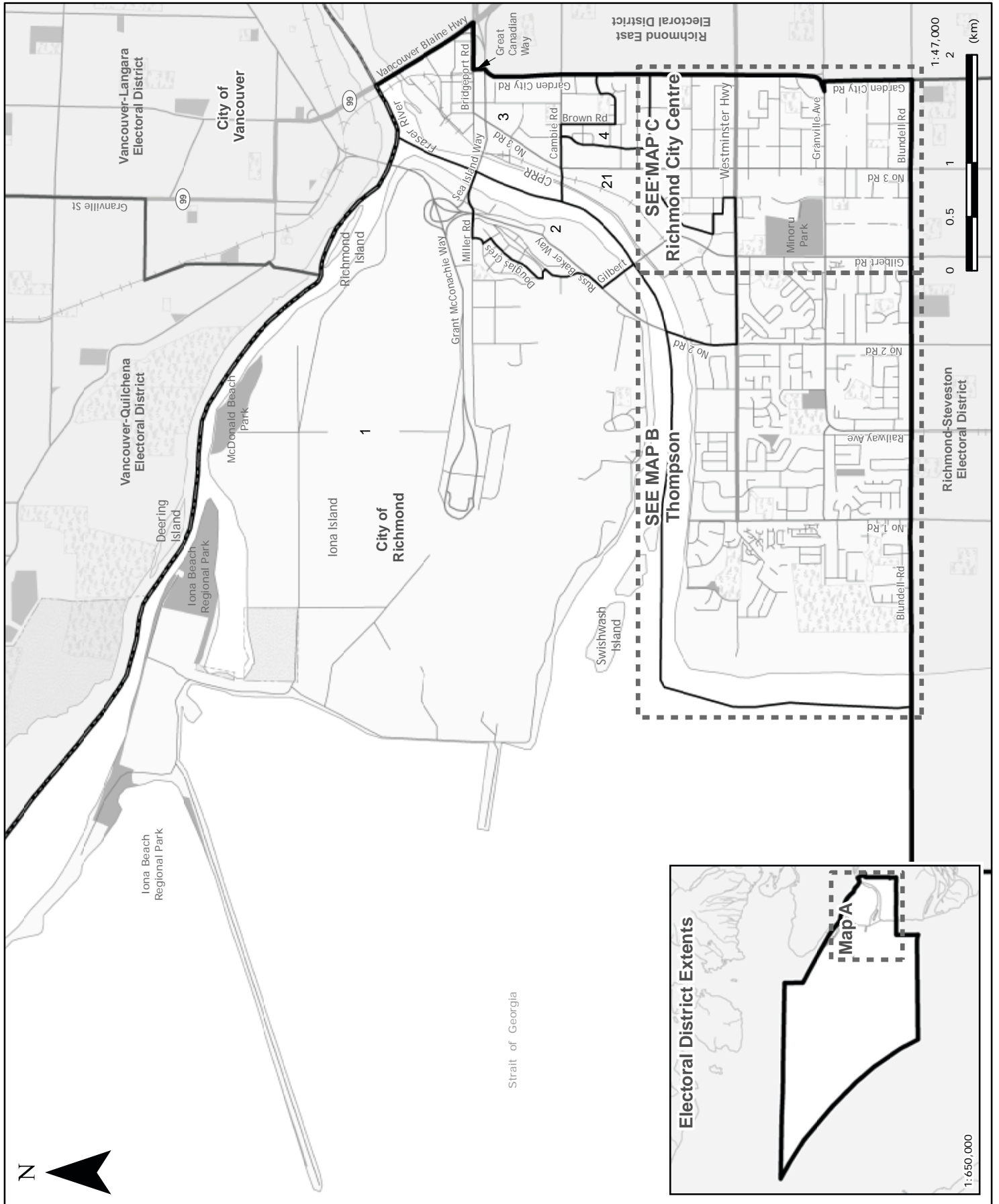
Registered voters 34,727

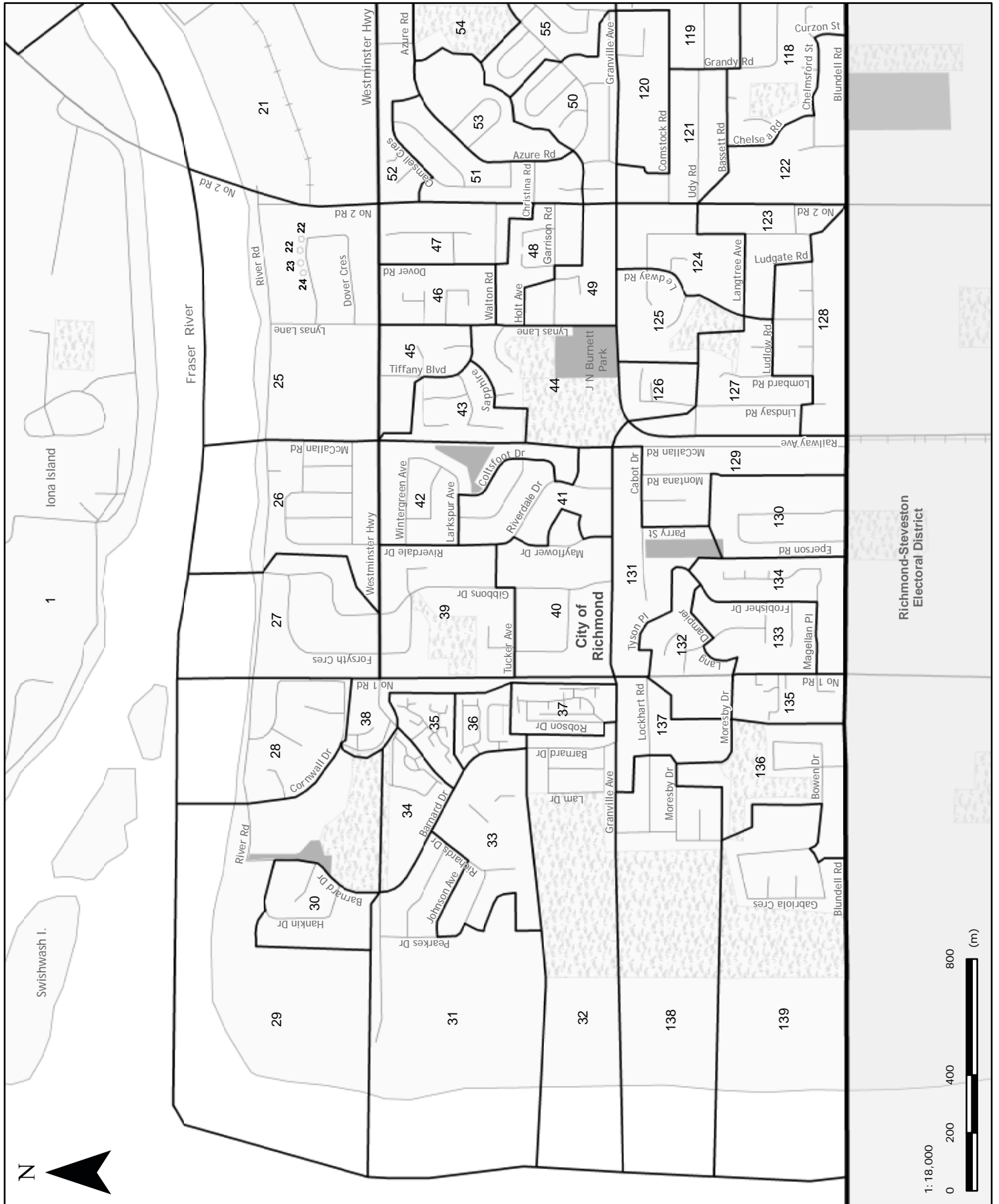
Candidate elected: Shirley Bond (LIB)

*1 Voting areas 6S and 36S combined

*2 Voting areas 28S, 38S, 115S and 120S combined

*3 Voting areas 108, 109 and 110 combined







Richmond Centre (RCC)
Voting results by voting area

Statement of Votes
 39th Provincial General Election
 May 12, 2009

	Kam Brar	Kang Chen	Rob Howard	Michael Wolfe	Total valid votes	Rejected ballots	Registered voters
	NDP	NAP	LIB	GP			
Advance voting							
Brighthouse United Church	338	21	769	74	1,202	10	
Trinity Lutheran Church	452	41	1,273	129	1,895	11	
General voting							
Voting area							
1	79	4	65	27	175	2	301
2	57	0	74	13	144	0	263
3	33	1	24	12	70	1	271
4	30	1	31	9	71	1	274
5	21	0	47	3	71	2	375
6	6	0	25	3	34	0	255
7	11	2	48	7	68	0	288
8	8	0	34	3	45	0	228
9	19	2	50	7	78	1	235
10	31	0	42	5	78	1	268
11	16	3	19	4	42	5	204
12	34	1	38	9	82	4	305
13	26	2	46	4	78	1	267
14	9	2	24	0	35	0	235
15	18	1	41	8	68	0	262
16	21	1	42	6	70	2	310
17	20	0	39	7	66	1	288
18	9	0	31	1	41	0	281
19	1	0	35	2	38	1	281
20	7	0	23	2	32	0	168
21	14	2	78	3	97	0	415
22	18	1	57	6	82	1	299
23	42	2	51	12	107	0	260
24	16	0	59	3	78	0	264
25	52	1	99	3	155	1	364
26	40	0	74	8	122	0	356
27	32	2	77	12	123	0	301
28	11	1	89	3	104	0	250
29	12	3	114	7	136	0	237
30	8	4	96	4	112	3	301
31	5	2	82	5	94	0	264
32	11	0	74	4	89	0	249
33	11	3	99	2	115	1	345
34	11	0	84	4	99	0	257
35	11	2	97	6	116	0	331
36	37	0	61	11	109	2	334
37	12	1	91	8	112	1	386
38	20	0	83	3	106	1	326
39	37	3	123	11	174	2	361
40	32	2	72	17	123	1	328

Richmond Centre (RCC)
Voting results by voting area

Voting area (continued)	Kam Brar	Kang Chen	Rob Howard	Michael Wolfe	Total valid votes	Rejected ballots	Registered voters
	NDP	NAP	LIB	GP			
41	62	2	75	15	154	0	365
42	46	3	65	9	123	0	337
43	23	1	84	9	117	0	333
44	34	1	96	5	136	2	296
45	35	3	57	8	103	0	384
46	25	3	79	4	111	1	307
47	20	4	92	3	119	0	328
48	27	6	84	9	126	0	351
49	62	2	77	12	153	3	350
50	42	2	66	10	120	3	337
51	53	1	54	11	119	2	342
52	29	3	32	10	74	1	302
53	35	2	68	9	114	2	305
54	35	2	36	6	79	0	275
55	53	5	92	10	160	1	378
56	21	1	30	2	54	0	321
57	10	1	32	4	47	0	235
58 *1	-	-	-	-	-	-	249
59	26	1	11	5	43	1	315
60S	19	6	34	4	63	4	243
61	8	0	37	1	46	0	332
62	7	0	25	3	35	0	260
63	13	0	39	1	53	0	355
64	9	1	35	11	56	1	346
65	5	3	26	1	35	0	280
66 *1	10	2	30	3	45	0	232
67	30	3	37	7	77	0	324
68	16	1	38	4	59	0	334
69	27	1	46	9	83	0	327
70	40	2	25	7	74	0	302
71	38	2	62	4	106	3	300
72	52	4	69	11	136	1	347
73	34	0	36	10	80	1	290
74	46	1	68	10	125	1	322
75	32	6	29	6	73	1	279
76	12	1	29	3	45	2	239
77	29	1	41	9	80	2	336
78	36	0	21	8	65	1	283
79	25	1	55	4	85	1	354
80	19	8	41	2	70	0	346
81	38	4	90	12	144	1	325
82	31	1	48	5	85	1	225
83	22	2	40	9	73	0	337
84	13	5	63	7	88	0	338
85	30	1	59	10	100	1	275
86	36	4	52	7	99	0	306
87	13	2	39	1	55	0	196
88	18	2	37	7	64	1	271
89	20	2	55	1	78	0	295
90	20	2	70	3	95	0	305

Richmond Centre (RCC)
Voting results by voting area

Statement of Votes
 39th Provincial General Election
 May 12, 2009

	Kam Brar	Kang Chen	Rob Howard	Michael Wolfe	Total valid votes	Rejected ballots	Registered voters
Voting area (continued)	NDP	NAP	LIB	GP			
91	34	11	78	4	127	1	364
92	35	1	62	12	110	1	348
93	37	6	48	4	95	1	331
94	32	7	87	2	128	4	407
95	24	3	52	9	88	3	396
96	30	2	34	3	69	1	341
97	4	0	21	2	27	1	178
98	5	0	80	2	87	1	310
99	36	2	79	4	121	1	298
100	42	3	77	15	137	4	374
101	36	2	82	8	128	0	345
102S *2	-	-	-	-	-	-	36
103	30	0	51	14	95	0	274
104	28	1	62	10	101	4	274
105	31	0	75	10	116	0	288
106	40	5	65	14	124	0	360
107	24	0	28	2	54	0	122
108	29	1	54	9	93	0	293
109S *2	33	1	55	2	91	1	134
110	43	2	38	7	90	2	331
111	33	3	36	7	79	0	318
112	43	3	43	5	94	2	306
113	43	5	44	13	105	0	295
114	40	2	74	14	130	2	344
115	27	3	36	11	77	1	265
116	24	3	39	1	67	0	341
117	17	2	59	5	83	0	346
118	15	1	54	5	75	0	308
119	9	2	33	1	45	1	287
120	9	3	51	1	64	0	376
121	12	0	34	1	47	0	223
122	26	3	58	12	99	2	297
123	43	1	62	5	111	1	341
124	66	29	11	2	108	1	311
125	32	2	78	10	122	3	322
126	44	7	58	8	117	3	375
127	46	5	57	7	115	2	326
128	32	2	70	10	114	1	301
129	28	1	59	11	99	0	314
130	34	1	77	2	114	0	297
131	44	2	60	11	117	0	328
132	28	0	66	12	106	2	289
133	20	1	65	2	88	0	316
134	32	1	95	7	135	0	386
135	61	1	88	30	180	0	354
136	45	4	98	3	150	0	329
137	45	3	80	6	134	0	275
138	27	1	97	5	130	1	321
139	34	1	88	9	132	2	311
Sub totals	4,596	361	9,884	1,137	15,978	143	42,007

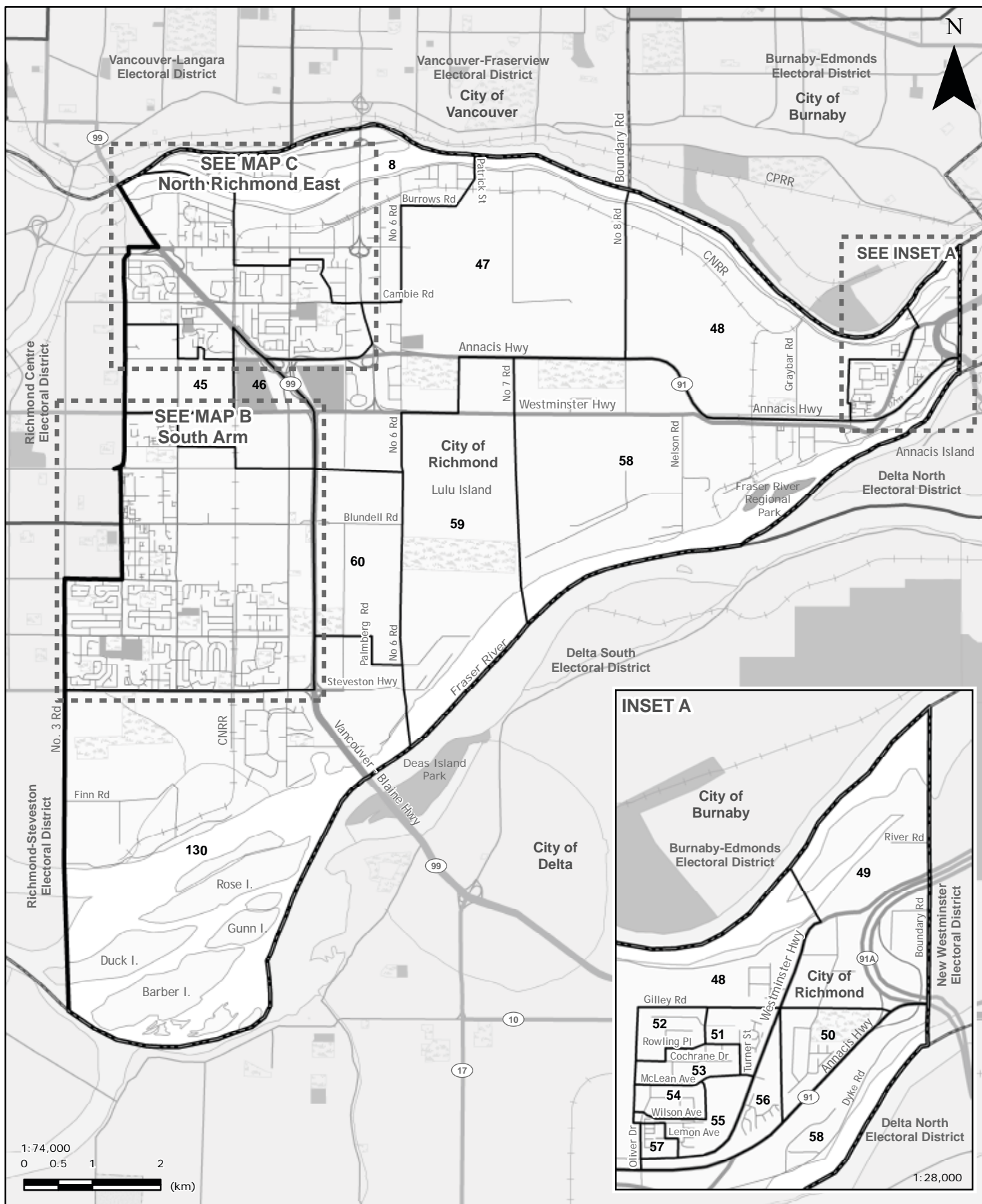
	Kam Brar	Kang Chen	Rob Howard	Michael Wolfe	Total valid votes	Rejected ballots	Registered voters
	NDP	NAP	LIB	GP			
s. 98 Special	13	2	6	1	22	0	
s. 99 Absentee - in ED	256	29	421	49	755	9	
s. 100 Absentee - out of ED	35	5	39	12	91	11	
s. 101 Absentee - advance	17	1	26	5	49	0	
s. 104 Voting in DEO office	26	1	84	6	117	2	
s. 106 Voting by mail	6	0	23	3	32	1	
Grand totals	4,949	399	10,483	1,213	17,044	166	42,007
% of valid votes	29.04%	2.33%	61.51%	7.12%			

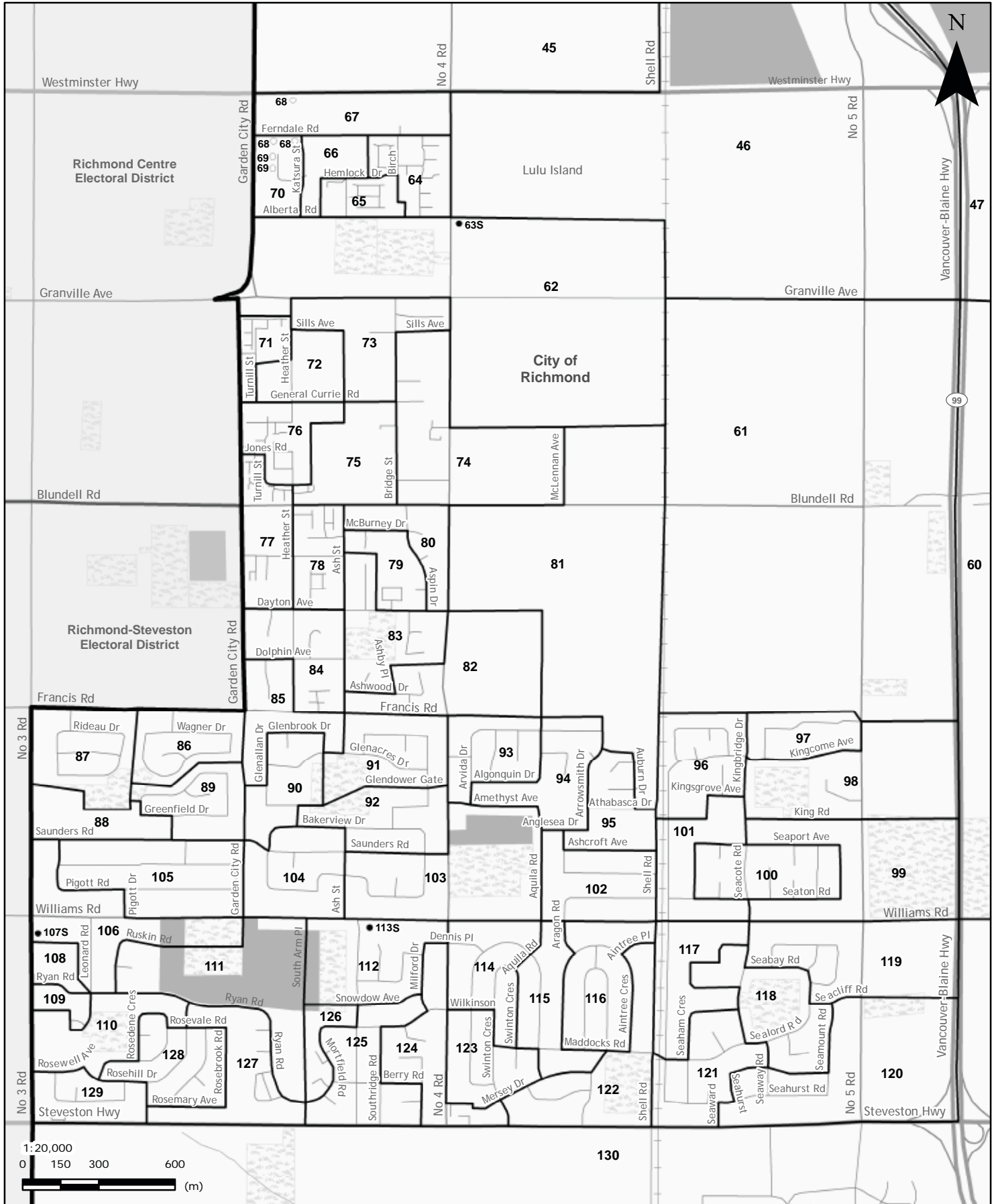
Summary			
Valid votes - General and advance	15,978	93.75%	Total valid votes
s. 98 Special	22	0.13%	Total valid votes
s. 99 Absentee - in ED	755	4.43%	Total valid votes
s. 100 Absentee - out of ED	91	0.53%	Total valid votes
s. 101 Absentee - advance	49	0.29%	Total valid votes
s. 104 Voting in DEO office	117	0.69%	Total valid votes
s. 106 Voting by mail	32	0.18%	Total valid votes
		100.00%	
Total valid votes	17,044		
Rejected ballots	166	0.96%	Ballots cast
Registered voters who voted	17,210	40.97%	Registered voters
Registered voters	42,007		
Candidate elected:	Rob Howard (LIB)		

*1 Voting areas 58 and 66 combined

*2 Voting areas 102S and 109S combined

Richmond East (RCE)
MAP A - Richmond East Electoral District





Richmond East (RCE)
MAP C - North Richmond East



Richmond East (RCE)
Voting results by voting area

	Wei Ping Chen	Shawkat Ali Hasan	Stephen Rees	Linda Reid	Total valid votes	Rejected ballots	Registered voters
	NAP	NDP	GP	LIB			
Advance voting							
Broadmoor Baptist Church	34	393	79	921	1,427	8	
Fraserview Mennonite Church	21	351	53	602	1,027	11	
General voting							
Voting area							
1	2	20	6	44	72	4	203
2	3	54	4	65	126	0	298
3	2	61	13	100	176	1	371
4	1	52	20	84	157	2	370
5	2	31	7	63	103	1	311
6	0	39	5	61	105	2	337
7	0	45	4	60	109	1	328
8	3	32	6	37	78	1	215
9	0	38	2	17	57	0	193
10	0	42	3	46	91	1	221
11	2	57	9	64	132	0	361
12	2	71	10	34	117	5	320
13	2	49	11	50	112	2	358
14	2	23	4	22	51	2	237
15	4	24	2	40	70	1	179
16	2	40	17	85	144	3	326
17	1	60	11	76	148	1	352
18S *1	-	-	-	-	-	-	39
19	3	39	8	74	124	1	360
20	3	38	4	73	118	1	332
21	3	46	11	68	128	2	324
22	2	14	6	102	124	0	331
23	2	45	7	78	132	2	286
24	2	22	6	74	104	0	334
25	10	17	4	103	134	4	360
26	1	11	8	64	84	1	257
27	5	39	1	81	126	0	368
28	6	16	6	72	100	1	315
29	4	32	1	59	96	1	350
30	7	26	2	49	84	1	302
31	3	57	0	41	101	0	326
32	3	83	3	59	148	0	350
33	1	25	8	79	113	0	365
34	3	12	1	76	92	0	337
35	0	34	2	95	131	1	359
36	0	55	3	72	130	1	343
37	6	38	3	63	110	1	369
38	6	22	6	77	111	1	365
39	1	56	5	54	116	3	332
40	4	78	9	61	152	0	385

Richmond East (RCE)
Voting results by voting area

Statement of Votes
 39th Provincial General Election
 May 12, 2009

Voting area (continued)	Wei Ping Chen	Shawkat Ali Hasan	Stephen Rees	Linda Reid	Total valid votes	Rejected ballots	Registered voters
	NAP	NDP	GP	LIB			
41	0	10	5	55	70	2	227
42	1	16	2	79	98	2	340
43	8	23	3	69	103	2	306
44	3	23	1	44	71	2	346
45	1	33	8	50	92	0	327
46	1	40	9	50	100	0	311
47	1	48	11	97	157	4	345
48	3	44	9	83	139	1	334
49	2	65	8	72	147	0	287
50	2	54	5	91	152	3	375
51	2	51	6	70	129	0	303
52	3	58	8	82	151	0	317
53	5	44	8	101	158	1	347
54	1	41	10	77	129	1	326
55	3	54	4	77	138	0	371
56	4	22	8	91	125	0	367
57	2	17	9	57	85	0	211
58	0	38	19	60	117	0	307
59	0	37	14	63	114	2	369
60	2	46	2	75	125	0	359
61	2	55	3	80	140	1	384
62	2	38	10	65	115	1	337
63S *1	-	-	-	-	-	-	2
64	4	24	5	63	96	2	353
65	3	12	4	66	85	0	240
66	3	31	5	55	94	2	307
67	6	35	3	70	114	0	367
68	0	26	2	56	84	0	266
69	1	12	1	40	54	2	225
70	3	17	3	57	80	0	369
71	8	22	6	58	94	0	386
72	2	12	6	81	101	1	360
73	9	19	10	83	121	0	343
74	2	40	8	72	122	0	350
75	1	26	6	59	92	0	298
76	2	22	6	67	97	0	326
77	7	20	7	70	104	0	356
78	3	26	5	94	128	0	382
79	5	22	10	109	146	0	328
80	6	24	6	81	117	0	340
81	3	36	5	54	98	0	342
82	5	31	10	72	118	1	340
83	2	32	15	110	159	3	368
84	3	26	12	118	159	0	339
85	3	32	11	78	124	2	329
86	0	31	7	73	111	0	299
87	4	29	13	94	140	1	384
88	1	32	13	57	103	0	286
89	5	32	8	90	135	2	338
90	0	77	18	66	161	2	363

Richmond East (RCE)
Voting results by voting area

Voting area (continued)	Wei Ping Chen	Shawkat Ali Hasan	Stephen Rees	Linda Reid	Total valid votes	Rejected ballots	Registered voters
	NAP	NDP	GP	LIB			
91	1	59	19	92	171	5	375
92	4	65	14	73	156	1	355
93	1	58	11	74	144	1	313
94	1	48	12	103	164	1	377
95	1	42	15	96	154	0	359
96	6	48	17	97	168	3	368
97	1	61	18	78	158	1	330
98	6	54	23	88	171	0	356
99	3	64	6	68	141	3	372
100	5	63	19	48	135	2	328
101	4	52	7	81	144	3	346
102	0	68	17	63	148	1	370
103	3	67	13	73	156	2	397
104	1	38	8	84	131	3	309
105	2	35	12	74	123	0	362
106	3	25	2	33	63	1	277
107S *1	1	12	4	28	45	1	82
108	7	32	3	42	84	1	284
109	3	26	5	40	74	0	226
110	4	36	13	75	128	1	353
111	1	35	10	85	131	1	348
112	2	53	5	79	139	1	313
113S	0	10	1	17	28	3	63
114	4	39	5	52	100	0	296
115	6	39	7	68	120	0	278
116	1	66	12	64	143	0	312
117	2	46	7	75	130	0	317
118	3	38	15	97	153	1	309
119	3	46	6	86	141	0	294
120	4	59	5	72	140	0	390
121	3	54	9	74	140	1	316
122	2	38	5	76	121	1	283
123	1	50	13	90	154	0	303
124	2	49	8	78	137	2	336
125	5	56	10	85	156	2	333
126	2	39	16	48	105	0	312
127	2	53	8	67	130	1	355
128	3	48	17	91	159	1	373
129	1	38	16	77	132	2	315
130	2	37	14	73	126	0	295
Sub totals	403	5,738	1,164	10,490	17,795	153	41,331

Richmond East (RCE)
Voting results by voting area

Statement of Votes
 39th Provincial General Election
 May 12, 2009

	Wei Ping Chen NAP	Shawkat Ali Hasan NDP	Stephen Rees GP	Linda Reid LIB	Total valid votes	Rejected ballots	Registered voters
s. 98 Special	2	10	1	14	27	0	
s. 99 Absentee - in ED	11	158	29	215	413	11	
s. 100 Absentee - out of ED	2	58	9	64	133	13	
s. 101 Absentee - advance	1	12	1	16	30	3	
s. 104 Voting in DEO office	0	17	3	40	60	4	
s. 106 Voting by mail	0	5	4	14	23	0	
Grand totals	419	5,998	1,211	10,853	18,481	184	41,331
% of valid votes	2.27%	32.45%	6.55%	58.73%			

Summary

Valid votes - General and advance	17,795	96.29%	Total valid votes
s. 98 Special	27	0.15%	Total valid votes
s. 99 Absentee - in ED	413	2.23%	Total valid votes
s. 100 Absentee - out of ED	133	0.72%	Total valid votes
s. 101 Absentee - advance	30	0.16%	Total valid votes
s. 104 Voting in DEO office	60	0.32%	Total valid votes
s. 106 Voting by mail	23	0.13%	Total valid votes

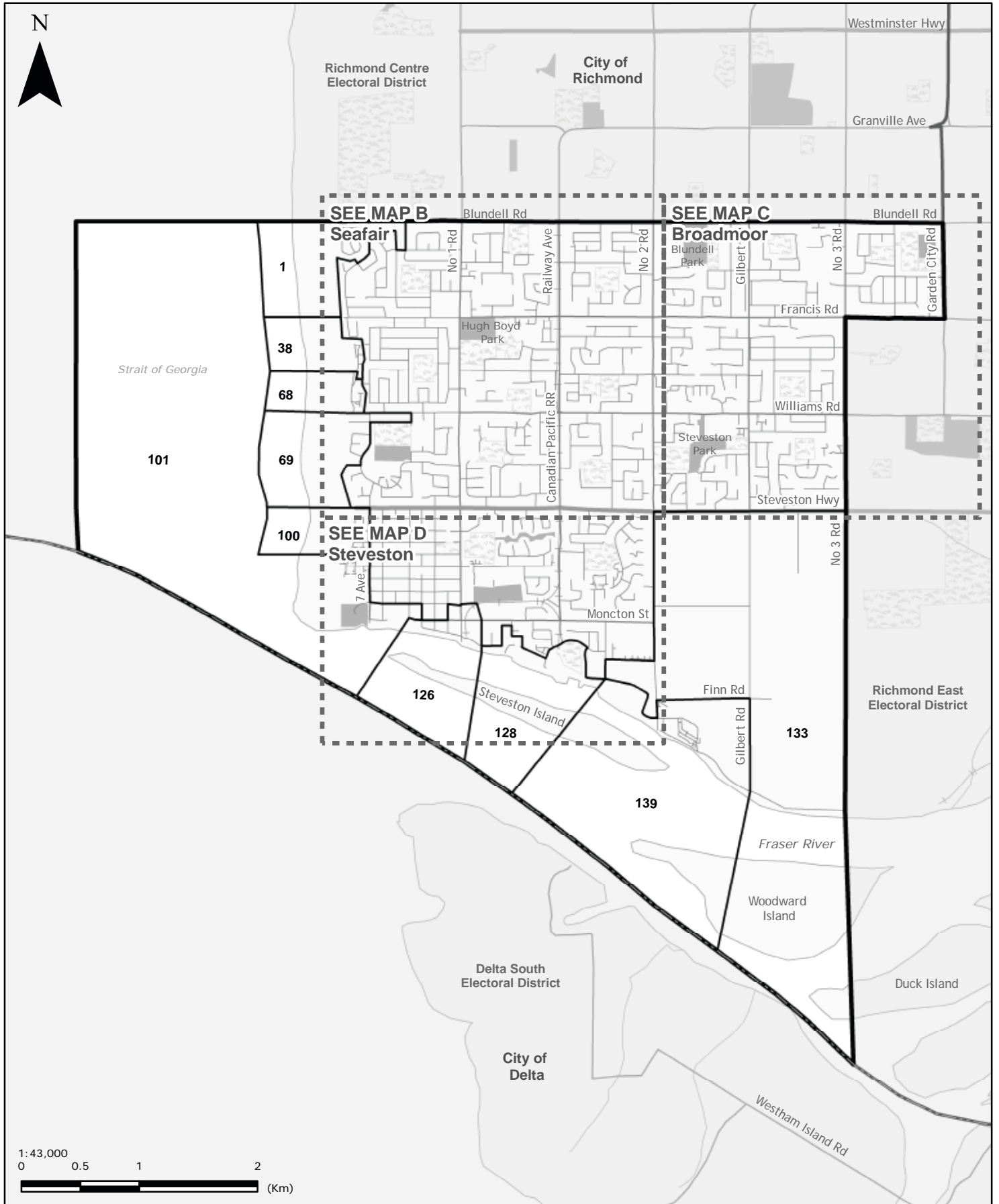
Total valid votes 18,481

Rejected ballots 184 0.99% Ballots cast
 Registered voters who voted 18,665 45.16% Registered voters

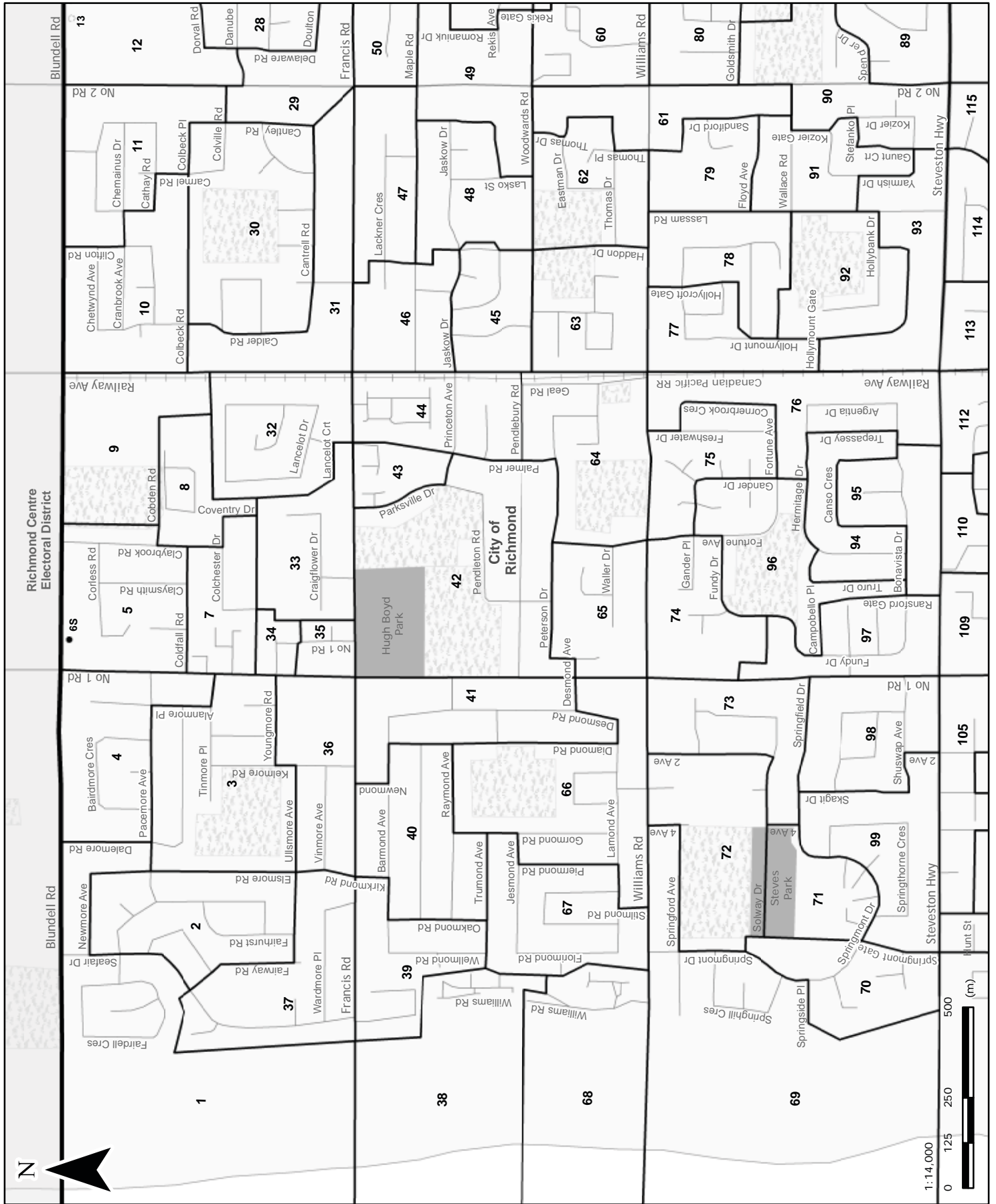
Registered voters 41,331

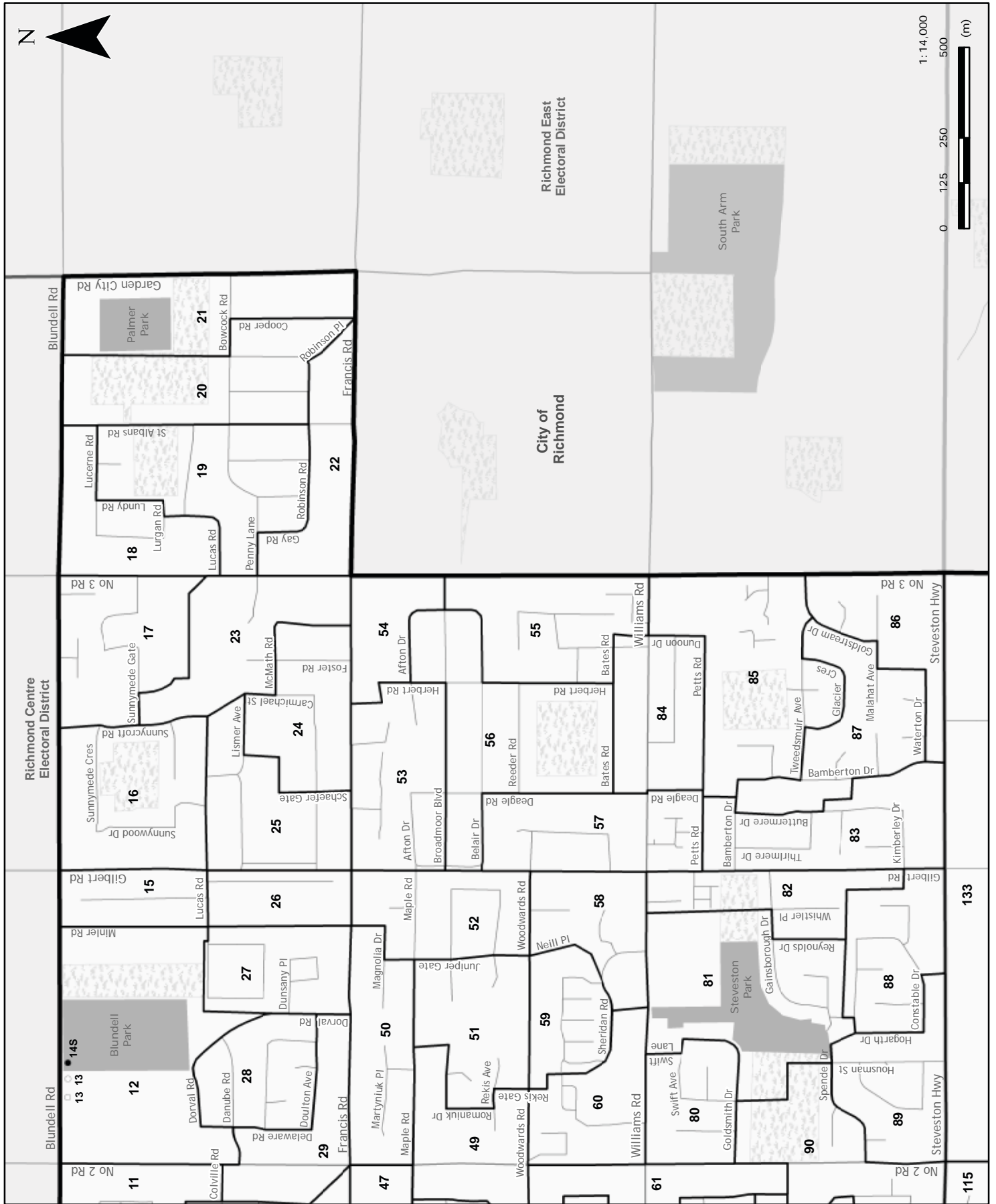
Candidate elected: Linda Reid (LIB)

*1 Voting areas 18S, 63S and 107S combined



Richmond-Steveston (RCS)
MAP B - Seafair





Richmond-Steveston (RCS)
MAP D - Steveston



Richmond-Steveston (RCS)
Voting results by voting area

	Barry Edward Chilton	Jeff Hill	Sue Wallis	John Yap	Total valid votes	Rejected ballots	Registered voters
	CP	GP	NDP	LIB			
Advance voting							
Richmond Baptist Church	78	49	267	776	1,170	6	
Richmond Chinese Alliance Church	61	70	294	801	1,226	9	
South Arm United Church	34	49	203	520	806	1	
General voting							
Voting area							
1	8	9	42	121	180	0	337
2	13	25	66	98	202	0	353
3	6	18	57	96	177	1	348
4	9	10	43	103	165	1	368
5	2	7	47	74	130	0	290
6S	4	3	28	47	82	1	125
7	10	10	48	83	151	1	315
8	11	10	39	66	126	1	312
9	7	5	23	30	65	2	286
10	3	3	24	71	101	0	338
11	9	6	31	49	95	1	365
12	6	4	52	33	95	1	301
13	10	1	31	21	63	0	185
14S	2	3	6	17	28	0	150
15	1	2	10	47	60	1	194
16	1	4	18	93	116	1	335
17	3	5	10	74	92	1	328
18	7	8	28	71	114	1	321
19	4	3	31	60	98	0	313
20	6	2	30	74	112	0	334
21	6	8	21	70	105	1	284
22	8	5	18	58	89	1	304
23	5	9	17	73	104	0	337
24	10	5	32	66	113	0	339
25	4	10	27	64	105	1	311
26	6	5	21	48	80	2	218
27	7	4	19	99	129	0	312
28	8	9	14	98	129	1	338
29	8	4	25	64	101	0	296
30	3	8	47	65	123	1	344
31	7	10	26	50	93	0	298
32	10	13	30	109	162	2	361
33	6	17	33	88	144	2	303
34	8	8	41	32	89	1	182
35	3	5	24	37	69	0	167
36	4	10	64	57	135	0	305
37	10	17	50	100	177	0	347
38 *1	-	-	-	-	-	-	36
39 *1	8	4	34	94	140	1	309
40	9	11	47	84	151	2	309

Richmond-Steveston (RCS)
Voting results by voting area

Statement of Votes
 39th Provincial General Election
 May 12, 2009

Voting area (continued)	Barry Edward Chilton	Jeff Hill	Sue Wallis	John Yap	Total valid votes	Rejected ballots	Registered voters
	CP	GP	NDP	LIB			
41	5	8	51	89	153	2	343
42	6	7	50	100	163	0	334
43	11	12	39	66	128	1	324
44	4	17	42	74	137	1	299
45	9	5	21	88	123	0	305
46	3	5	29	80	117	0	298
47	3	7	38	87	135	1	348
48	6	1	20	128	155	0	342
49	9	6	42	90	147	0	346
50	1	1	31	71	104	1	332
51	9	2	13	66	90	1	280
52	6	8	20	65	99	0	291
53	7	10	25	79	121	0	357
54	6	5	39	60	110	1	338
55	5	8	23	57	93	1	308
56	2	4	22	80	108	1	329
57	7	7	41	69	124	0	348
58	7	5	27	68	107	2	289
59	4	13	28	55	100	0	293
60	2	5	35	68	110	0	315
61	2	3	28	56	89	1	278
62	4	3	31	114	152	1	343
63	6	4	17	85	112	1	309
64	5	9	39	121	174	1	369
65	6	7	23	96	132	0	361
66	8	14	61	81	164	0	350
67	4	13	66	93	176	0	347
68	9	25	62	109	205	1	352
69	11	21	47	90	169	2	333
70	11	16	55	68	150	3	315
71	16	16	58	92	182	0	359
72	7	20	55	80	162	3	317
73	13	7	44	88	152	0	350
74	9	5	42	84	140	0	328
75	8	4	31	94	137	0	274
76	10	10	35	76	131	0	312
77	1	11	46	84	142	2	342
78	4	7	21	104	136	0	351
79	9	5	16	82	112	0	297
80	6	7	34	71	118	0	334
81	8	6	49	71	134	2	299
82	4	11	36	76	127	0	307
83	9	5	33	92	139	1	382
84	1	9	27	52	89	1	281
85	11	8	33	109	161	1	348
86	10	8	31	59	108	0	310
87	5	3	14	89	111	1	317
88	4	9	42	71	126	0	314
89	6	7	29	66	108	1	348
90	5	11	27	83	126	4	383

Richmond-Steveston (RCS)
Voting results by voting area

Voting area (continued)	Barry Edward Chilton	Jeff Hill	Sue Wallis	John Yap	Total valid votes	Rejected ballots	Registered voters
	CP	GP	NDP	LIB			
91	6	12	30	63	111	1	293
92	6	4	26	76	112	0	304
93	3	14	36	66	119	0	350
94	11	8	31	113	163	0	338
95	5	8	44	105	162	2	339
96	4	12	40	115	171	0	311
97	8	5	40	66	119	1	346
98	2	11	49	45	107	0	299
99	7	14	55	81	157	2	339
100	5	15	56	74	150	1	280
101	10	10	62	57	139	0	337
102	7	16	27	28	78	0	250
103	9	12	48	75	144	1	286
104	6	23	53	110	192	2	356
105	2	8	52	63	125	1	278
106S *2	-	-	-	-	-	-	22
107	13	8	47	76	144	0	309
108	4	10	49	70	133	2	316
109	7	12	62	42	123	1	304
110	7	9	60	55	131	1	334
111	7	13	44	83	147	0	344
112	11	9	34	73	127	1	318
113	3	10	33	163	209	2	350
114	7	13	38	103	161	1	292
115	6	10	32	113	161	5	340
116	6	11	47	127	191	1	359
117	12	20	52	120	204	3	337
118	6	9	44	109	168	3	341
119S *2	5	1	17	37	60	0	49
120	3	7	20	111	141	0	316
121	3	11	42	116	172	2	364
122	9	10	60	80	159	2	308
123S	8	1	18	11	38	0	97
124	5	16	38	87	146	0	325
125	6	14	60	117	197	1	310
126	12	11	40	69	132	0	298
127	5	17	24	107	153	2	343
128	6	17	45	104	172	0	361
129	4	9	25	74	112	0	224
130	6	13	45	135	199	0	361
131	10	15	50	121	196	1	382
132	3	10	35	84	132	1	374
133	3	5	23	69	100	0	302
134	2	9	13	27	51	0	162
135	1	13	19	35	68	1	166
136	3	9	12	49	73	0	210
137	0	12	17	24	53	0	153
138	8	13	32	36	89	1	267
139	8	18	34	98	158	0	365
Sub totals	1,039	1,425	5,646	12,719	20,829	124	42,336

Richmond-Steveston (RCS)
Voting results by voting area

Statement of Votes
 39th Provincial General Election
 May 12, 2009

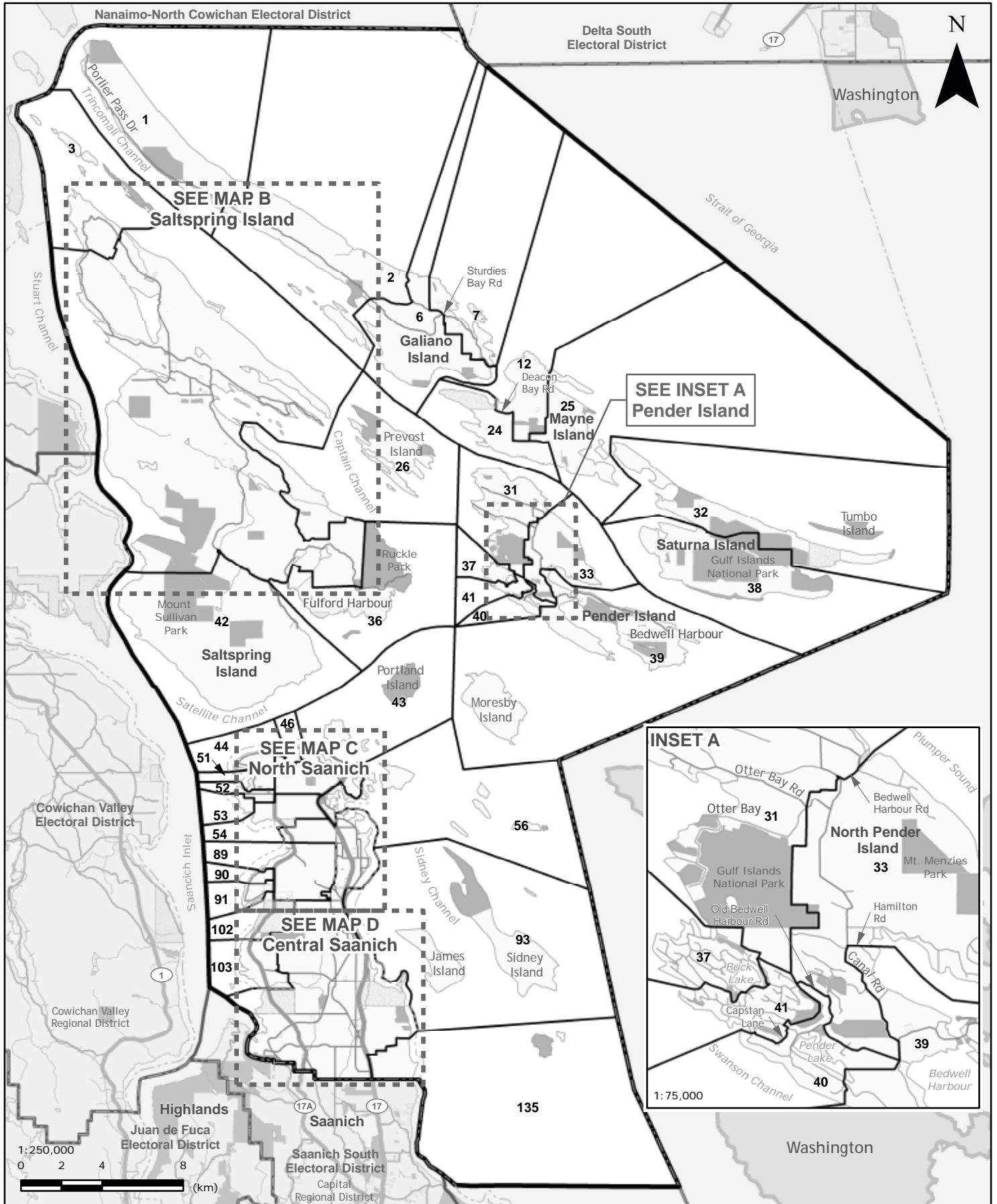
	Barry Edward Chilton CP	Jeff Hill GP	Sue Wallis NDP	John Yap LIB	Total valid votes	Rejected ballots	Registered voters
s. 98 Special	2	2	9	16	29	1	
s. 99 Absentee - in ED	28	38	167	254	487	7	
s. 100 Absentee - out of ED	9	7	43	52	111	21	
s. 101 Absentee - advance	1	3	8	28	40	3	
s. 104 Voting in DEO office	3	13	43	74	133	10	
s. 106 Voting by mail	0	3	9	25	37	1	
Grand totals	1,082	1,491	5,925	13,168	21,666	167	42,336
% of valid votes	4.99%	6.88%	27.35%	60.78%			

Summary			
Valid votes - General and advance	20,829	96.14%	Total valid votes
s. 98 Special	29	0.14%	Total valid votes
s. 99 Absentee - in ED	487	2.25%	Total valid votes
s. 100 Absentee - out of ED	111	0.51%	Total valid votes
s. 101 Absentee - advance	40	0.18%	Total valid votes
s. 104 Voting in DEO office	133	0.61%	Total valid votes
s. 106 Voting by mail	37	0.17%	Total valid votes
Total valid votes	21,666		
Rejected ballots	167	0.76%	Ballots cast
Registered voters who voted	21,833	51.57%	Registered voters
Registered voters	42,336		
Candidate elected:	John Yap (LIB)		

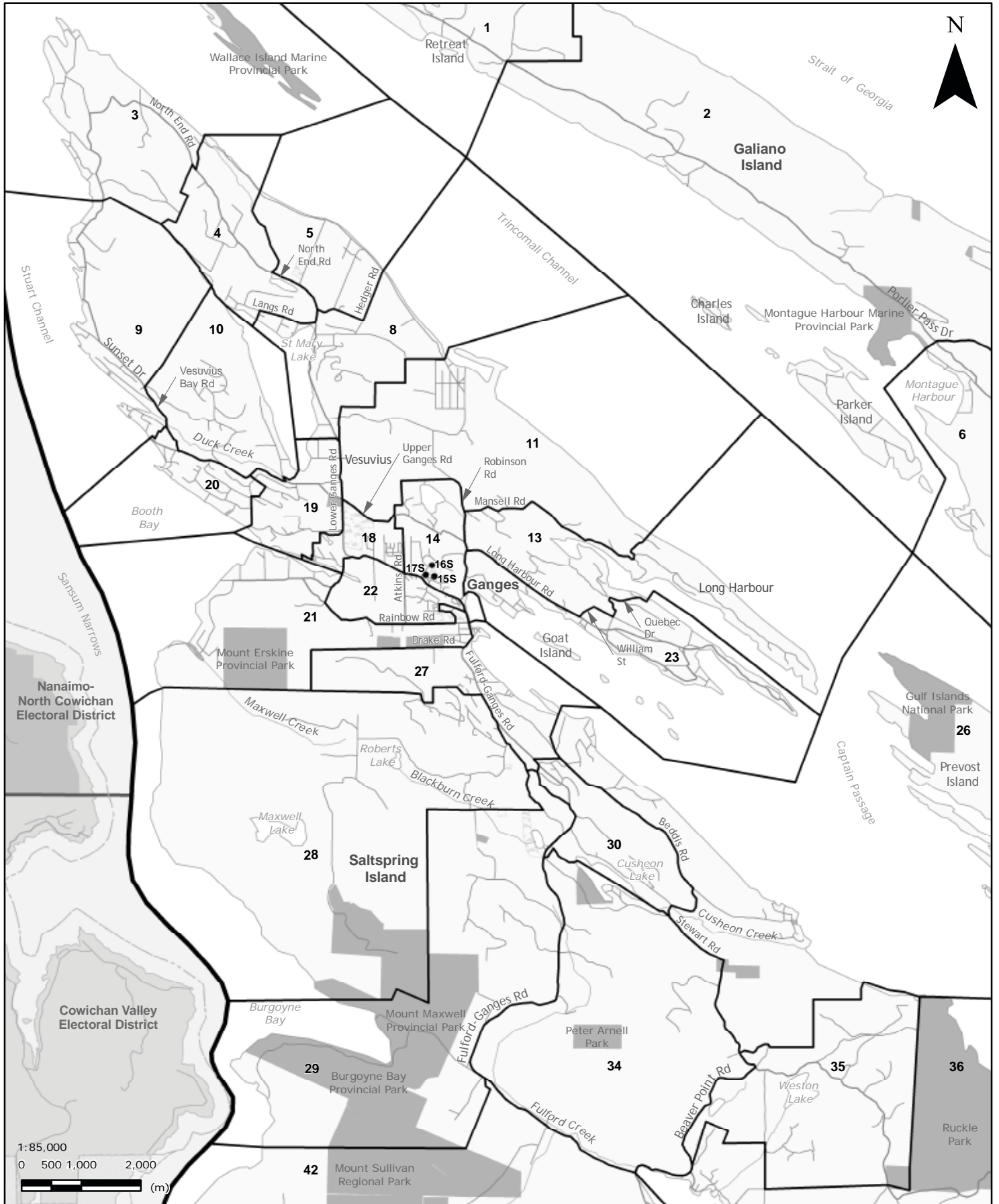
*1 Voting areas 38 and 39 combined

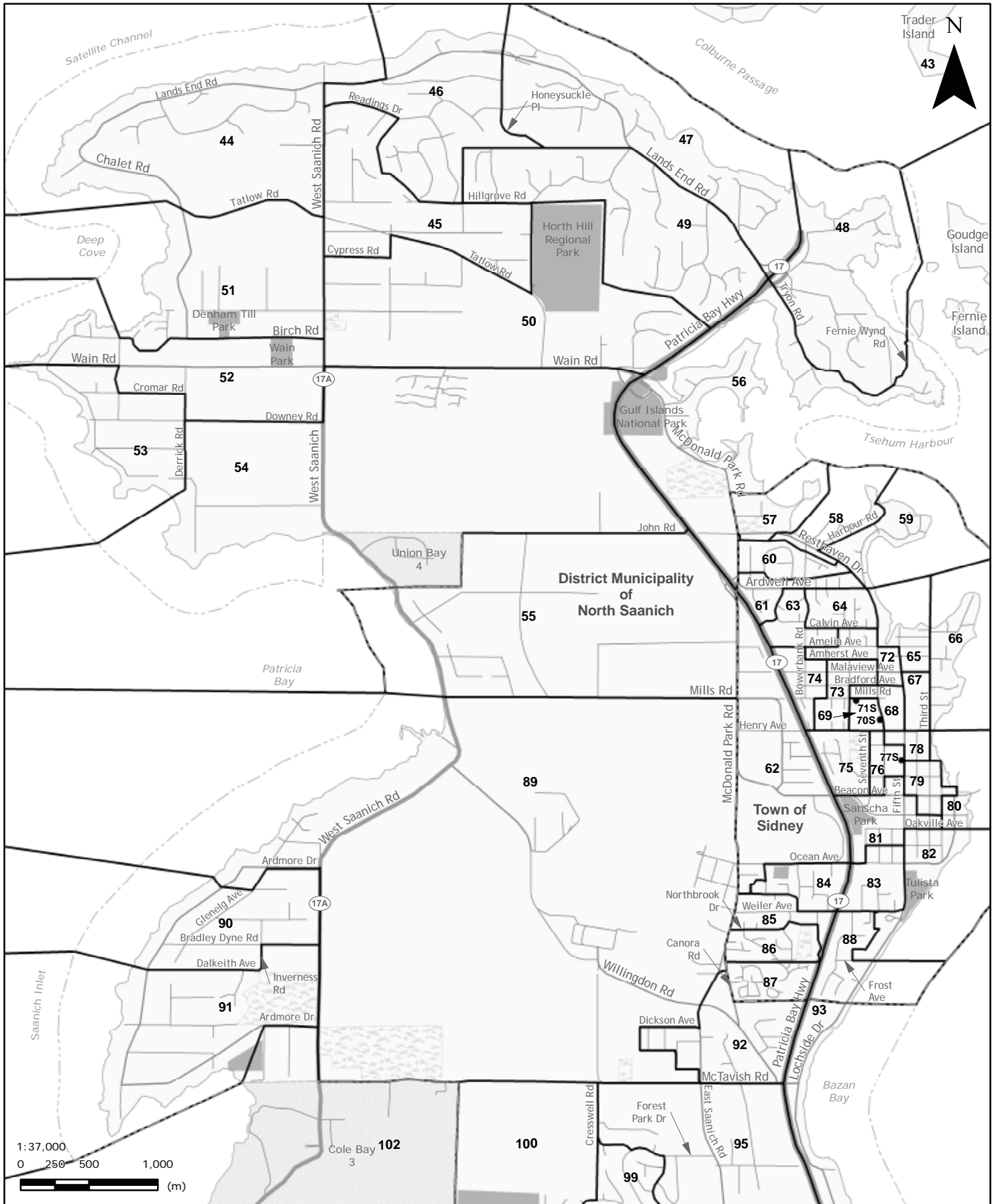
*2 Voting areas 106S and 119S combined

Saanich North and the Islands (SAN)
MAP A - Saanich North and the Islands Electoral District



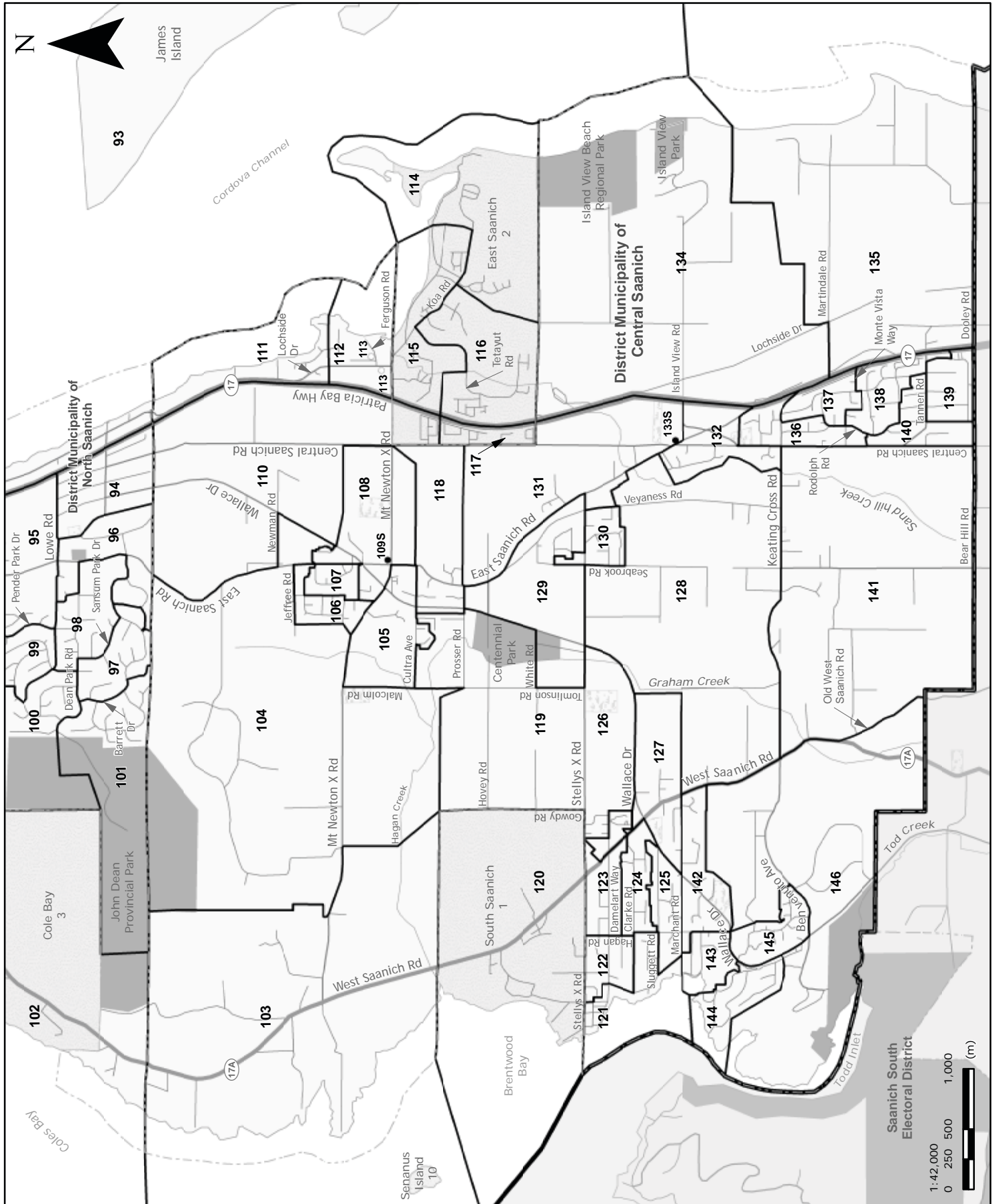
**Saanich North and the Islands (SAN)
MAP B - Saltspring Island**





**Saanich North and the Islands (SAN)
MAP D - Central Saanich**

Statement of Votes
39th Provincial General Election
May 12, 2009



Saanich North and the Islands (SAN)
Voting results by voting area

	Tom Bradfield	Murray Robert Coell	Gary Holman	Total valid votes	Rejected ballots	Registered voters
	GP	LIB	NDP			
Advance voting						
ArtSpring-Island Arts Centre	171	513	816	1,500	8	
Saanich Fairgrounds	187	1,156	881	2,224	8	
Shoal Centre	249	1,595	1,062	2,906	8	
General voting						
Voting area						
1	8	38	60	106	1	166
2	4	12	54	70	0	112
3	12	39	62	113	1	253
4	18	33	53	104	1	241
5	16	51	100	167	2	321
6	13	39	120	172	0	287
7	21	76	81	178	1	295
8	11	49	91	151	1	356
9	10	55	39	104	0	238
10	16	72	83	171	0	366
11	23	29	64	116	0	365
12	18	71	94	183	0	271
13	17	59	71	147	0	342
14	27	31	74	132	0	356
15S *1	5	19	13	37	3	25
16S *1	-	-	-	-	-	25
17S *1	-	-	-	-	-	38
18	24	58	62	144	1	311
19	32	49	83	164	0	353
20	14	69	81	164	1	325
21	20	32	79	131	0	323
22	16	46	76	138	1	380
23	23	57	57	137	0	332
24	20	63	95	178	2	292
25	17	48	88	153	0	272
26	17	20	56	93	2	291
27	23	39	74	136	1	360
28	23	34	53	110	0	356
29	7	37	53	97	1	322
30	11	32	33	76	0	294
31	22	87	105	214	1	330
32	9	23	45	77	1	112
33	31	51	99	181	1	317
34	14	35	84	133	0	362
35	16	25	125	166	0	324
36	19	30	139	188	0	344
37	15	56	104	175	0	294
38	8	23	59	90	2	162
39	16	72	81	169	0	281
40	36	53	90	179	0	296

Saanich North and the Islands (SAN)
Voting results by voting area

Statement of Votes
 39th Provincial General Election
 May 12, 2009

Voting area (continued)	Tom Bradfield	Murray Robert Coell	Gary Holman	Total valid votes	Rejected ballots	Registered voters
	GP	LIB	NDP			
41	26	58	112	196	0	326
42	29	37	129	195	1	346
43	3	15	11	29	0	77
44	29	107	58	194	0	328
45	25	94	75	194	0	355
46	18	107	65	190	1	352
47	19	97	55	171	0	367
48	25	90	47	162	2	337
49	18	82	84	184	1	386
50	33	88	78	199	2	356
51	37	98	72	207	0	338
52	33	121	86	240	1	388
53	30	68	69	167	1	305
54	16	110	48	174	0	349
55	20	80	86	186	0	324
56	20	78	59	157	1	351
57	19	62	48	129	0	272
58	10	72	44	126	0	284
59	16	74	54	144	2	316
60	11	56	74	141	2	327
61	25	53	41	119	0	318
62	16	38	49	103	1	294
63	18	55	50	123	1	316
64	9	54	55	118	1	300
65	13	46	44	103	1	307
66	11	80	58	149	0	314
67	9	71	53	133	0	319
68	22	45	58	125	1	309
69	4	54	34	92	0	296
70S *2	-	-	-	-	-	68
71S *2	8	17	9	34	5	56
72	18	62	49	129	0	317
73	19	58	81	158	0	352
74	18	64	60	142	0	349
75	21	59	68	148	0	349
76	9	62	49	120	0	258
77S *2	-	-	-	-	-	42
78	12	56	68	136	0	308
79	15	43	54	112	2	284
80	7	91	38	136	0	282
81	18	63	52	133	1	288
82	17	72	37	126	0	336
83	14	56	49	119	0	289
84	21	62	81	164	0	331
85	26	66	80	172	1	319
86	16	75	73	164	0	305
87	6	72	73	151	2	319
88	14	70	72	156	1	327
89	9	92	51	152	0	274
90	26	94	56	176	1	295

Saanich North and the Islands (SAN)
Voting results by voting area

Voting area (continued)	Tom Bradfield	Murray Robert Coell	Gary Holman	Total valid votes	Rejected ballots	Registered voters
	GP	LIB	NDP			
91	12	89	65	166	0	307
92	20	75	69	164	2	339
93	10	41	23	74	0	213
94	18	93	62	173	1	325
95	29	116	58	203	1	372
96	16	80	66	162	2	309
97	16	107	63	186	2	352
98	17	82	55	154	1	319
99	12	128	62	202	1	380
100	15	135	42	192	0	346
101	6	134	57	197	0	342
102	13	52	49	114	0	312
103	14	87	70	171	0	339
104	6	68	48	122	0	306
105	15	74	68	157	5	364
106	16	67	64	147	1	316
107	16	59	59	134	0	323
108	17	54	69	140	0	342
109S *3	3	23	24	50	2	92
110	18	63	63	144	2	308
111	7	38	40	85	0	210
112	7	44	37	88	0	207
113	18	84	49	151	1	350
114	14	38	58	110	0	296
115	12	37	67	116	0	320
116	6	46	57	109	1	275
117	9	65	65	139	0	299
118	12	60	85	157	0	333
119	21	70	72	163	2	339
120	22	6	68	96	1	394
121	28	77	68	173	0	342
122	24	74	79	177	2	353
123	14	95	79	188	0	359
124	27	79	117	223	1	386
125	28	95	105	228	1	386
126	11	39	63	113	0	324
127	23	94	70	187	1	356
128	10	74	41	125	3	264
129	23	67	85	175	3	379
130	17	77	62	156	1	328
131	4	51	46	101	2	318
132	15	96	81	192	0	355
133S *3	-	-	-	-	-	0
134	4	45	26	75	0	202
135	15	73	65	153	0	282
136	16	80	109	205	1	344
137	19	71	68	158	0	327
138	24	125	96	245	2	415
139	17	107	82	206	0	374
140	19	121	75	215	0	359

Saanich North and the Islands (SAN)
Voting results by voting area

Statement of Votes
 39th Provincial General Election
 May 12, 2009

	Tom Bradfield	Murray Robert Coell	Gary Holman	Total valid votes	Rejected ballots	Registered voters
	GP	LIB	NDP			
141	28	64	60	152	1	333
142	21	102	102	225	2	372
143	16	109	60	185	1	344
144	25	77	92	194	0	343
145	23	103	66	192	4	359
146	28	116	63	207	2	361
Sub totals	3,013	12,526	12,129	27,668	132	43,989
s. 98 Special	30	65	104	199	5	
s. 99 Absentee - in ED	106	264	381	751	8	
s. 100 Absentee - out of ED	39	60	91	190	9	
s. 101 Absentee - advance	6	15	27	48	0	
s. 104 Voting in DEO office	16	140	92	248	4	
s. 106 Voting by mail	13	66	54	133	0	
Grand totals	3,223	13,136	12,878	29,237	158	43,989
% of valid votes	11.02%	44.93%	44.05%			

Summary

Valid votes - General and advance	27,668	94.63%	Total valid votes
s. 98 Special	199	0.68%	Total valid votes
s. 99 Absentee - in ED	751	2.57%	Total valid votes
s. 100 Absentee - out of ED	190	0.65%	Total valid votes
s. 101 Absentee - advance	48	0.17%	Total valid votes
s. 104 Voting in DEO office	248	0.85%	Total valid votes
s. 106 Voting by mail	133	0.45%	Total valid votes

Total valid votes 29,237

Rejected ballots 158 0.54% Ballots cast
 Registered voters who voted 29,395 66.82% Registered voters

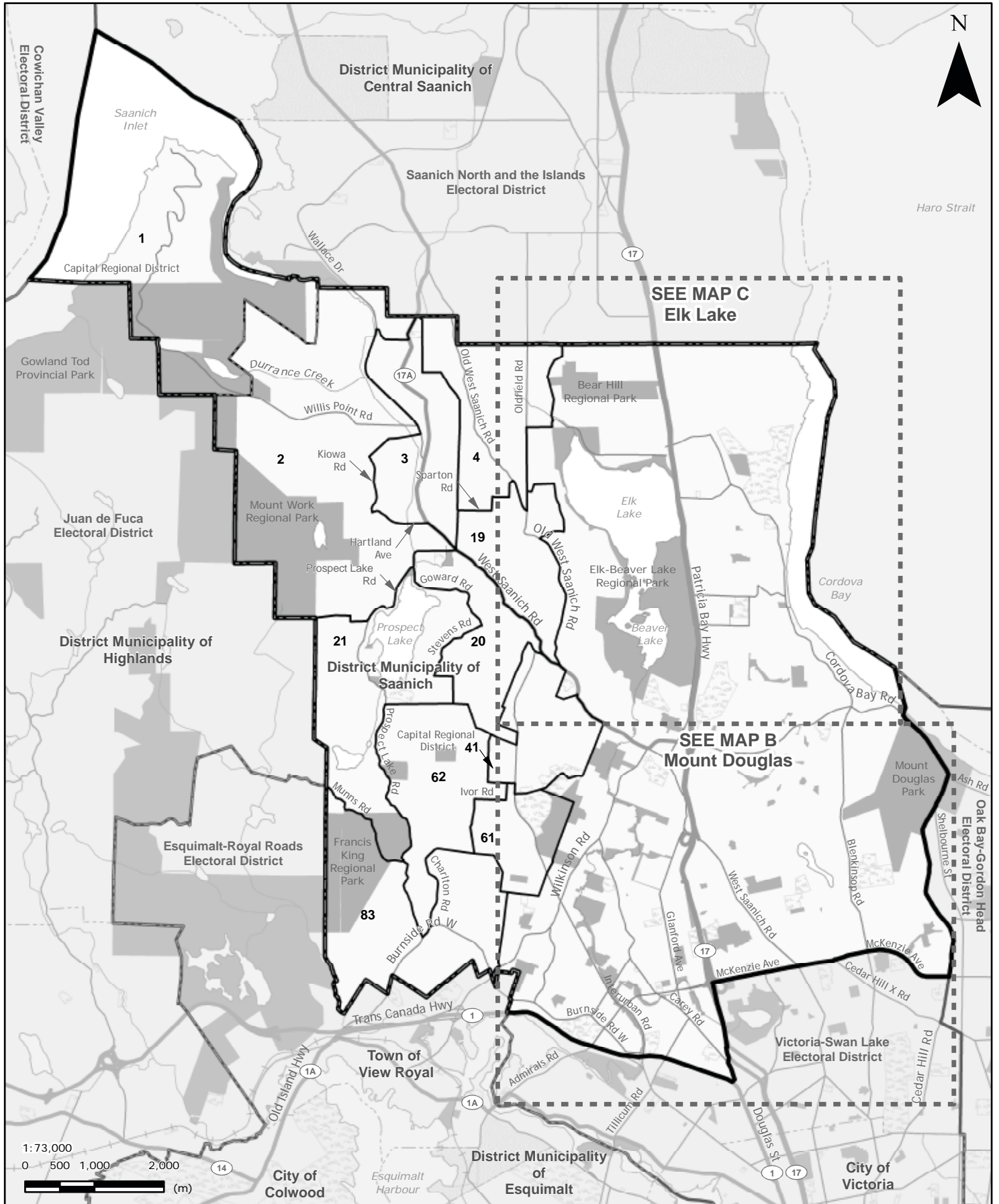
Registered voters 43,989

Candidate elected: Murray Robert Coell (LIB)

*1 Voting areas 15S, 16S and 17S combined

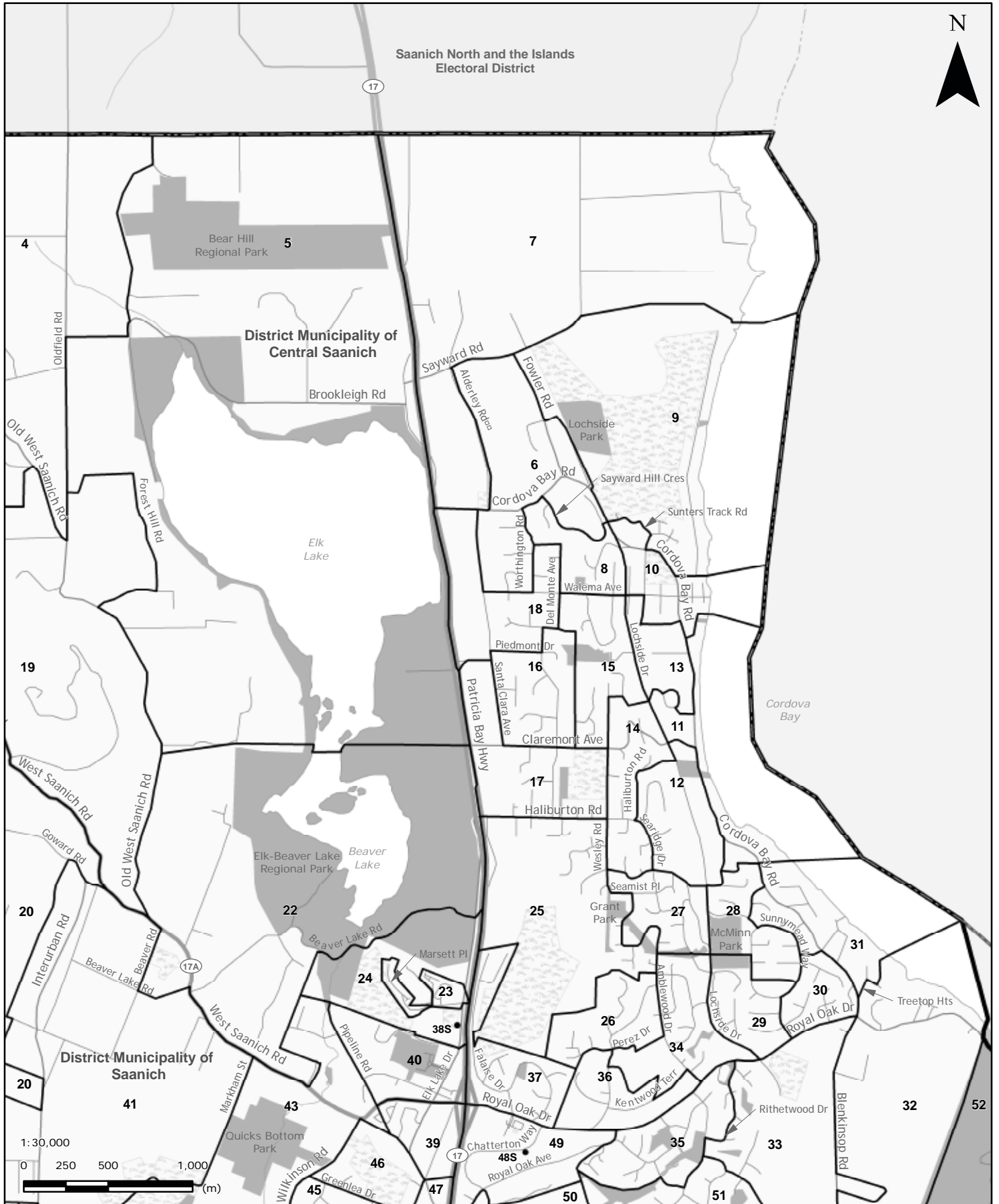
*2 Voting areas 70S, 71S and 77S combined

*3 Voting areas 109S and 133S combined



Saanich South (SAS)
MAP B - Mount Douglas





Saanich South (SAS)
Voting results by voting area

Statement of Votes
 39th Provincial General Election
 May 12, 2009

	Robin Adair	Douglas Christie	Brian Geoffrey Gordon	Lana Popham	Total valid votes	Rejected ballots	Registered voters
	LIB	WCC	GP	NDP			
Advance voting							
Salvation Army Church Hall	1,634	33	160	1,471	3,298	7	
General voting							
Voting area							
1	95	3	19	108	225	1	332
2	75	0	31	119	225	2	326
3	75	2	3	102	182	0	314
4	96	3	19	117	235	0	356
5	85	2	29	79	195	1	348
6	100	3	18	83	204	1	335
7	81	2	16	76	175	1	325
8	136	1	10	48	195	0	332
9	145	3	13	51	212	1	315
10	108	2	13	81	204	2	306
11	90	0	12	66	168	1	317
12	88	2	13	63	166	1	312
13	91	3	18	76	188	2	302
14	96	2	17	89	204	1	340
15	94	4	20	96	214	2	349
16	100	1	12	85	198	0	364
17	106	1	4	62	173	0	326
18	95	1	20	69	185	0	349
19	87	2	12	100	201	0	326
20	102	2	12	70	186	3	311
21	87	1	16	85	189	0	339
22	67	3	14	92	176	0	317
23	101	0	10	73	184	0	344
24	65	0	7	47	119	0	204
25	124	4	17	76	221	1	386
26	117	1	7	58	183	0	308
27	136	2	7	56	201	0	341
28	97	3	14	84	198	0	327
29	134	4	10	74	222	2	334
30	106	0	3	66	175	2	323
31	109	3	13	56	181	1	291
32	77	0	12	77	166	2	312
33	126	0	7	90	223	0	352
34	138	4	9	83	234	0	365
35	136	2	8	68	214	0	372
36	105	1	4	66	176	1	326
37	92	2	4	85	183	1	360
38S *1	46	6	4	14	70	1	80
39	88	3	12	81	184	0	310
40	63	0	7	62	132	1	253

Saanich South (SAS)
Voting results by voting area

	Robin Adair	Douglas Christie	Brian Geoffrey Gordon	Lana Popham	Total valid votes	Rejected ballots	Registered voters
Voting area (continued)	LIB	WCC	GP	NDP			
41	60	2	13	79	154	0	298
42	63	1	15	74	153	3	286
43	59	6	15	87	167	1	319
44	71	0	7	83	161	0	283
45	60	3	5	79	147	1	290
46	63	1	19	82	165	2	325
47	51	1	11	81	144	3	264
48S	40	9	8	32	89	2	127
49	85	1	11	91	188	1	329
50	126	1	6	57	190	1	321
51	135	1	6	59	201	2	331
52	50	2	5	80	137	0	312
53	83	2	18	101	204	1	372
54	124	0	14	52	190	2	323
55	120	3	12	62	197	0	363
56	92	2	20	72	186	0	334
57	122	1	6	67	196	0	361
58	34	1	7	79	121	0	275
59	53	1	12	101	167	0	329
60	73	5	13	97	188	0	332
61	92	2	17	99	210	1	340
62	60	2	14	81	157	0	300
63	63	1	11	103	178	0	350
64	70	3	10	127	210	0	336
65	80	1	14	81	176	2	290
66	76	0	15	88	179	0	308
67	81	0	16	106	203	1	308
68	52	3	3	76	134	1	336
69	77	2	13	106	198	2	390
70	93	3	12	85	193	0	342
71	89	1	11	91	192	0	351
72	73	0	17	123	213	2	370
73	74	1	15	76	166	1	317
74	62	0	9	77	148	2	305
75	65	2	10	68	145	1	294
76	69	0	21	124	214	1	375
77	53	1	6	75	135	0	333
78	71	2	8	65	146	3	368
79	71	1	13	113	198	1	363
80	71	2	17	128	218	2	367
81	70	3	14	111	198	0	346
82	79	0	14	99	192	1	309
83	78	4	6	93	181	0	316
84	90	3	8	121	222	2	379
85	57	1	10	102	170	1	354
86	48	1	8	127	184	1	341
87	97	1	14	89	201	1	367
88	83	0	8	61	152	0	366
89	90	0	12	51	153	0	354
90	54	0	14	77	145	1	334

Saanich South (SAS)
Voting results by voting area

Statement of Votes
 39th Provincial General Election
 May 12, 2009

	Robin Adair	Douglas Christie	Brian Geoffrey Gordon	Lana Popham	Total valid votes	Rejected ballots	Registered voters
Voting area (continued)	LIB	WCC	GP	NDP			
91	25	1	16	41	83	1	304
92	42	3	8	61	114	0	319
93	56	1	12	110	179	0	340
94	57	6	11	76	150	0	319
95	57	0	11	54	122	1	288
96	34	0	12	52	98	0	338
97S *1	-	-	-	-	-	-	107
98	57	0	12	81	150	2	321
99	71	0	10	96	177	0	357
100	33	2	15	104	154	0	303
101	41	2	13	101	157	1	336
102	50	0	18	105	173	2	320
103	104	2	14	113	233	2	368
104	83	1	13	69	166	0	331
105	85	0	10	103	198	1	351
106	81	1	13	93	188	2	325
107	83	2	8	117	210	1	336
108	40	2	14	102	158	2	301
109	70	0	6	125	201	2	342
110	25	1	19	82	127	1	298
111	54	2	17	130	203	1	371
112	55	1	15	125	196	1	360
113	44	3	14	78	139	1	320
114	55	0	16	95	166	2	363
115	46	0	15	79	140	2	331
116	34	4	10	100	148	0	351
Sub totals	10,727	228	1,561	11,134	23,650	109	37,612
s. 98 Special	27	0	1	44	72	4	
s. 99 Absentee - in ED	191	4	47	213	455	22	
s. 100 Absentee - out of ED	76	1	23	97	197	20	
s. 101 Absentee - advance	31	0	6	27	64	2	
s. 104 Voting in DEO office	124	2	15	152	293	4	
s. 106 Voting by mail	39	0	11	30	80	3	
Grand totals	11,215	235	1,664	11,697	24,811	164	37,612
% of valid votes	45.20%	0.95%	6.71%	47.14%			

Summary

Valid votes - General and advance	23,650	95.32%	Total valid votes
s. 98 Special	72	0.30%	Total valid votes
s. 99 Absentee - in ED	455	1.83%	Total valid votes
s. 100 Absentee - out of ED	197	0.79%	Total valid votes
s. 101 Absentee - advance	64	0.26%	Total valid votes
s. 104 Voting in DEO office	293	1.18%	Total valid votes
s. 106 Voting by mail	80	0.32%	Total valid votes

Total valid votes 24,811

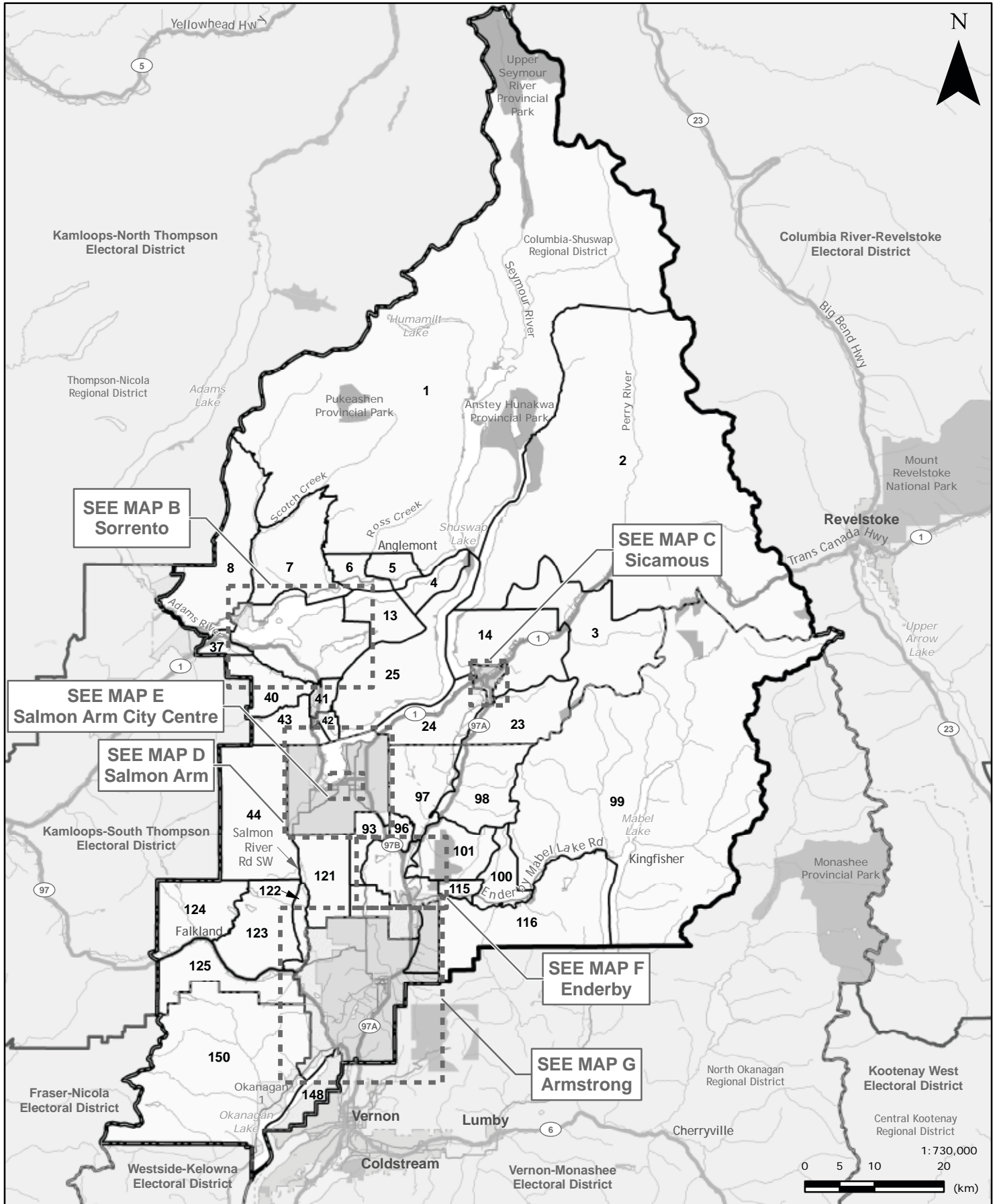
Rejected ballots 164 0.66% Ballots cast
Registered voters who voted 24,975 66.40% Registered voters

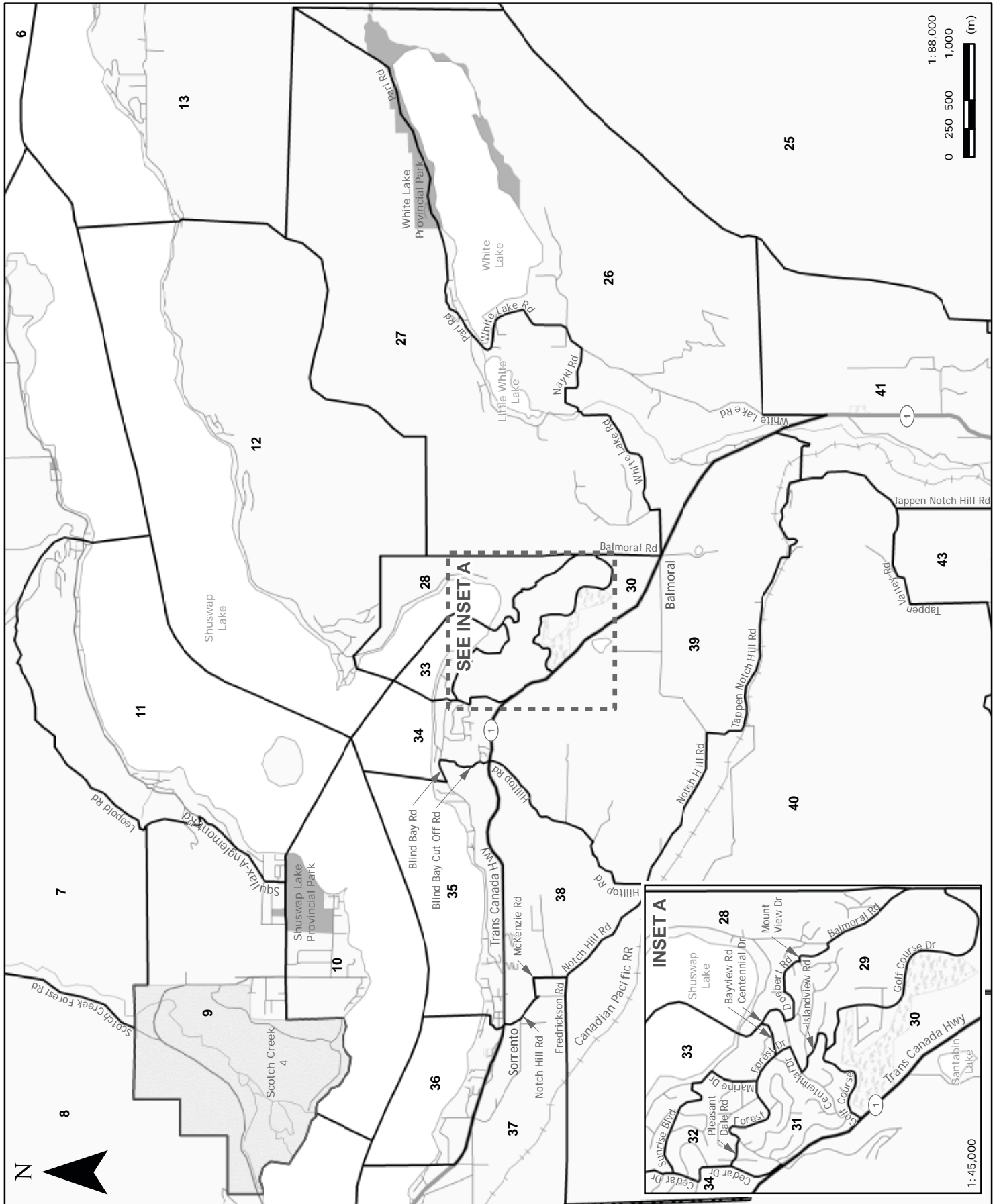
Registered voters 37,612

Candidate elected: Lana Popham (NDP)

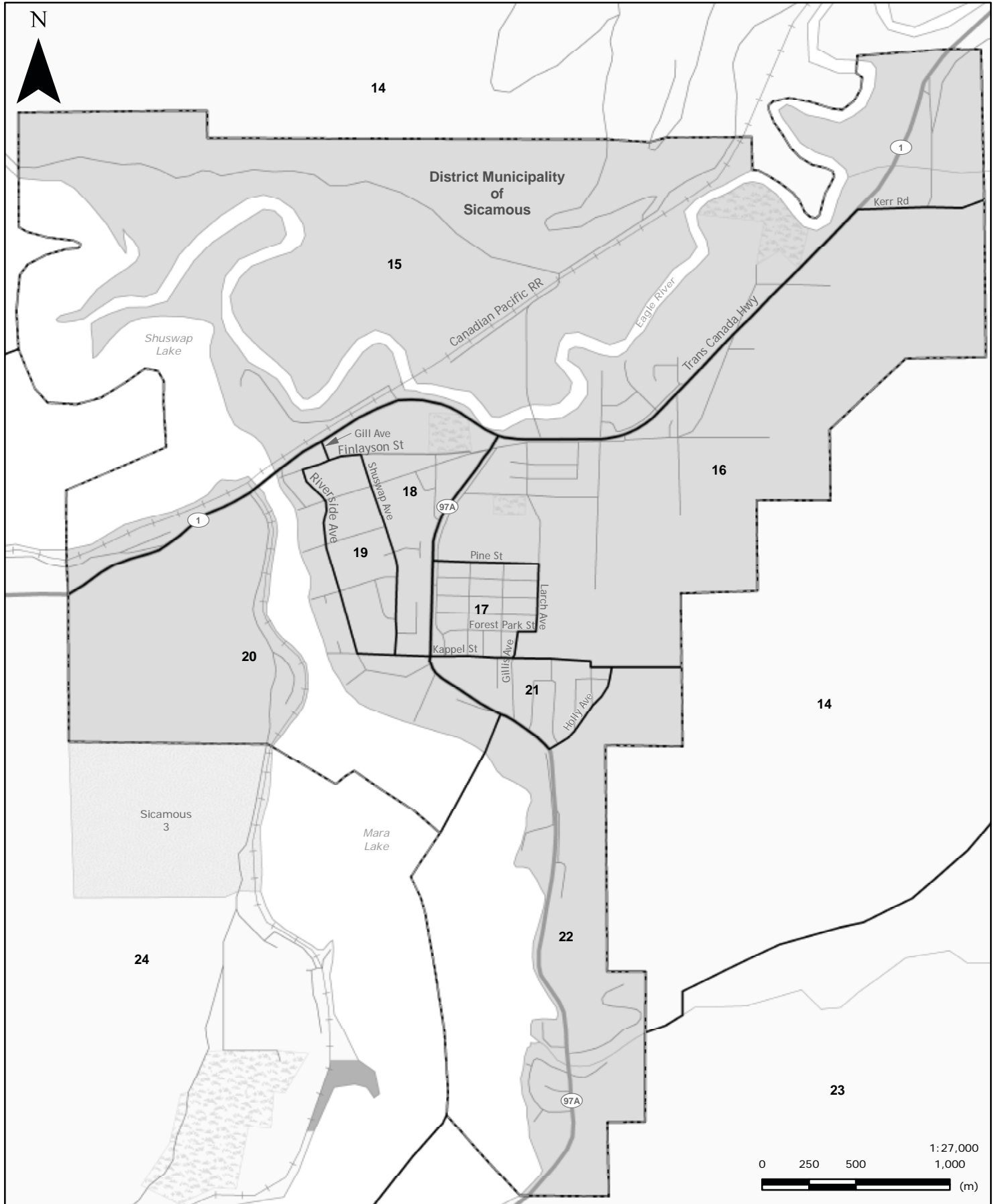
*1 Voting areas 38S and 97S combined

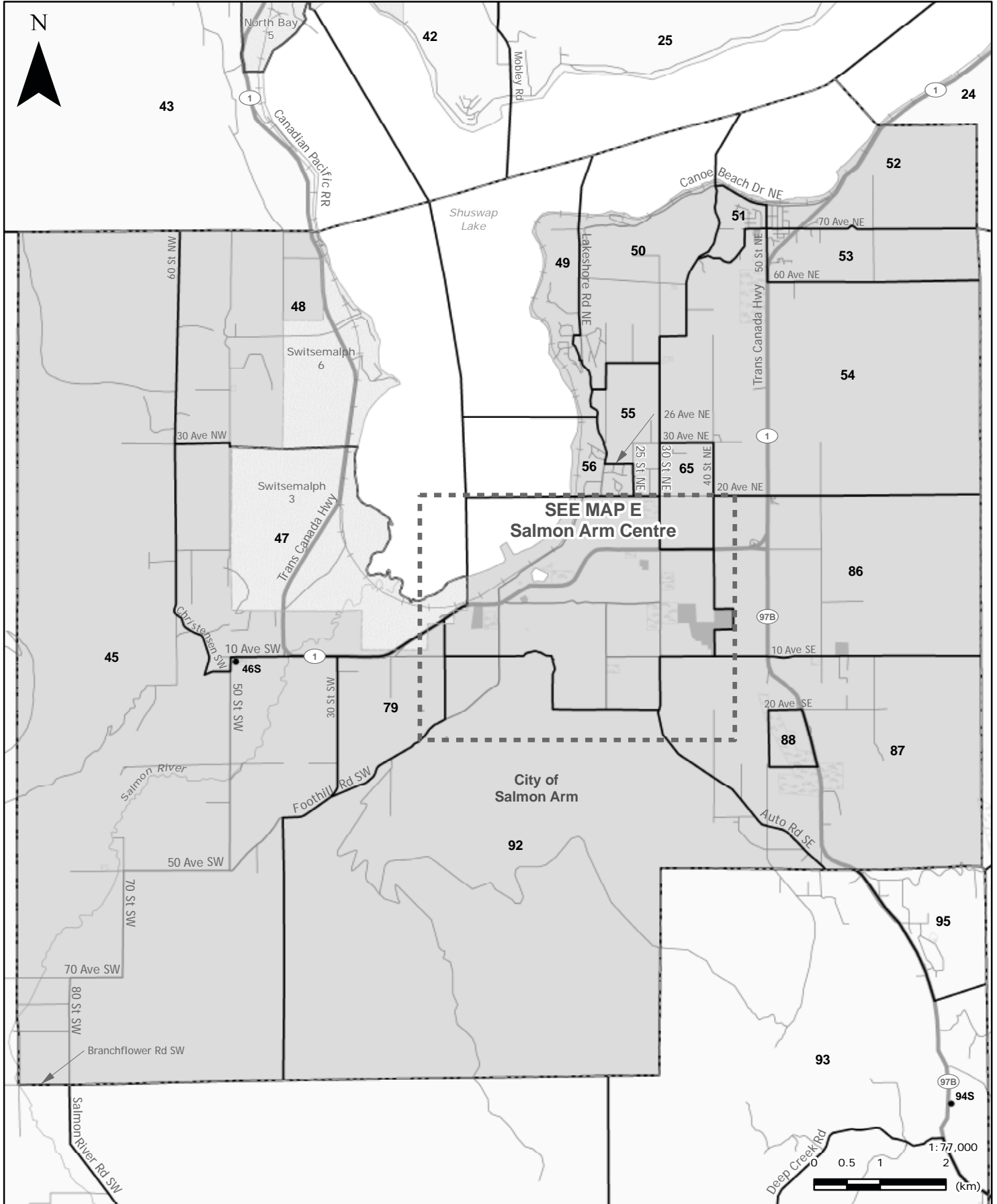
Shuswap (SHU)
MAP A - Shuswap Electoral District



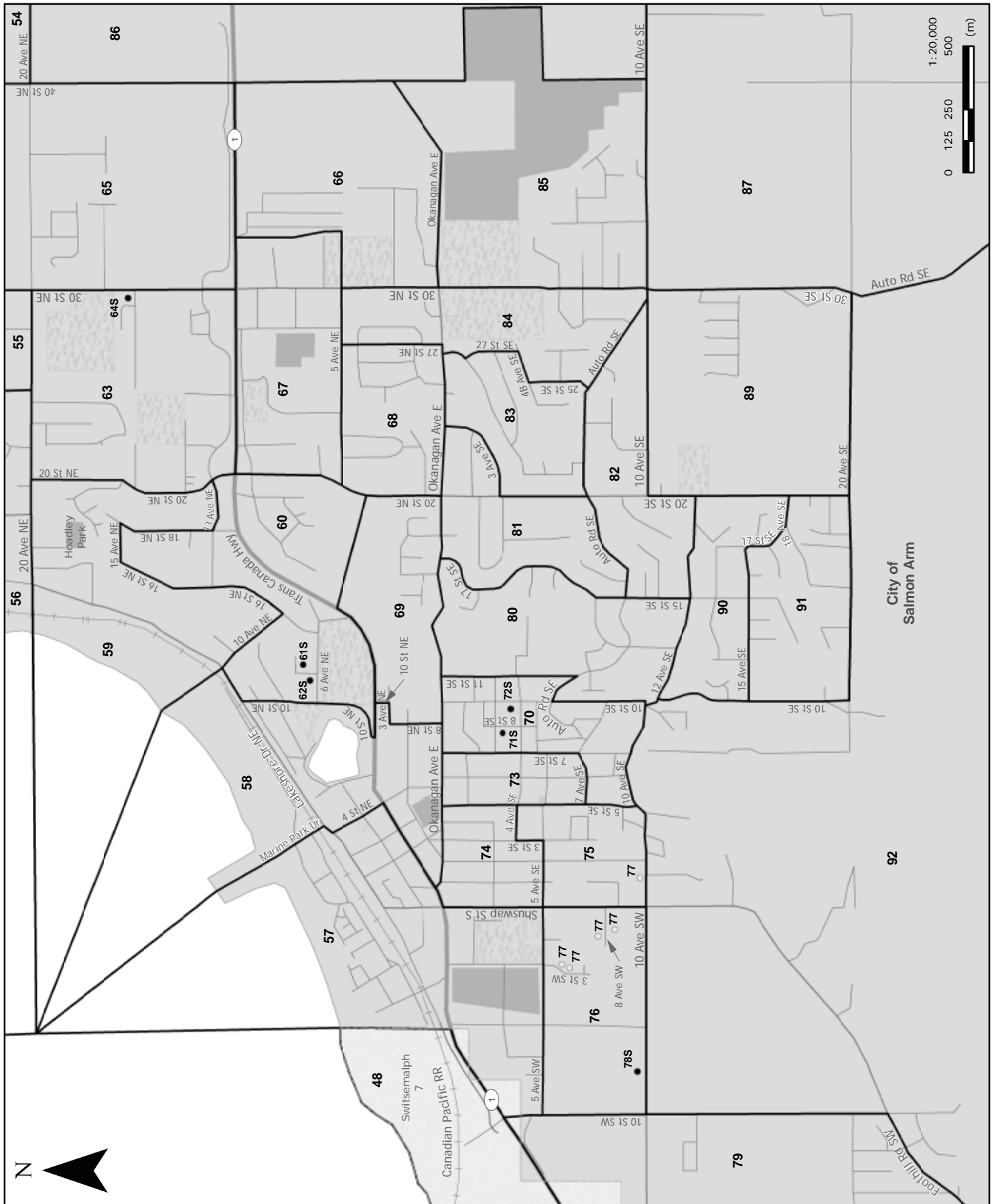


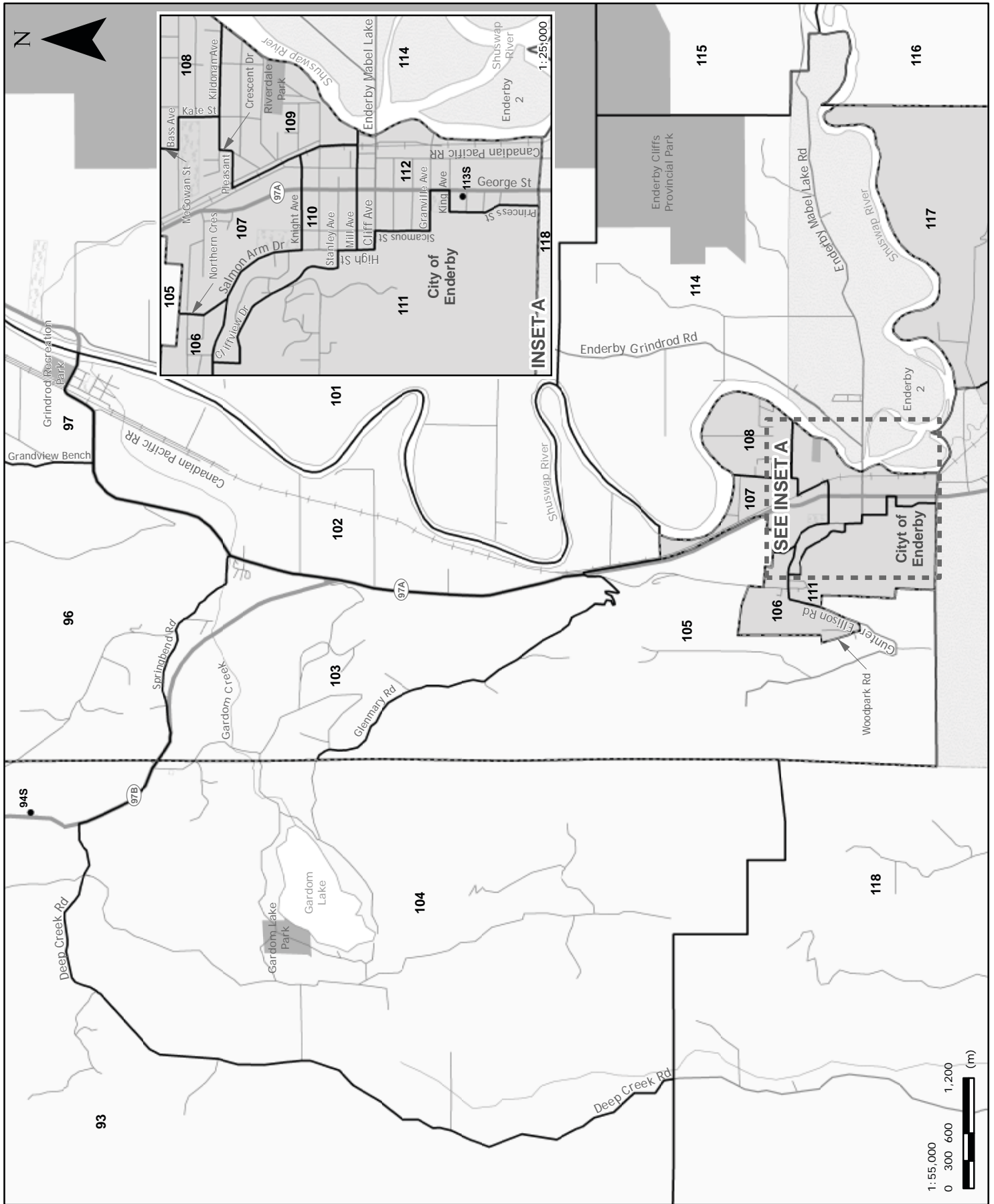
Shuswap (SHU)
MAP C - Sicamous

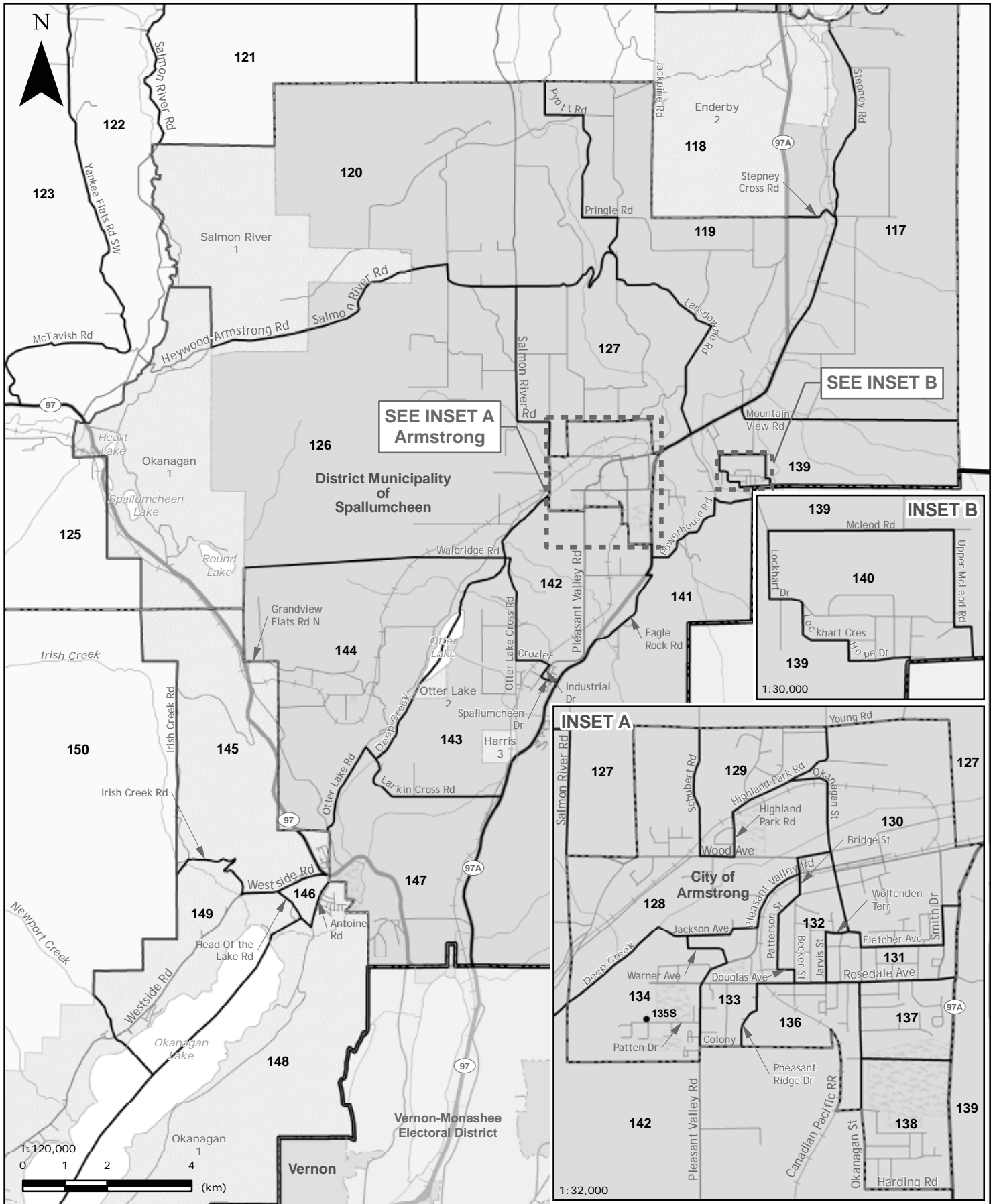




Shuswap (SHU)
MAP E - Salmon Arm City Centre







	George Malcolm Abbott LIB	Chris Charles Emery BCM	Steve Gunner NDP	Beryl Alberta Ludwig CP	Michel Saab GP	Total valid votes	Rejected ballots	Registered voters
Advance voting								
Downtown Activity Centre	1,066	28	706	178	257	2,235	3	
Enderby Drill Hall	219	7	175	107	45	553	1	
Oddfellows Hall	509	5	306	133	62	1,015	3	
Our Lady of Fatima	202	8	104	42	17	373	0	
Sorrento Memorial Hall	323	7	129	46	36	541	2	
General voting								
Voting area								
1	22	1	9	2	10	44	0	94
2	36	2	14	4	6	62	0	160
3	77	7	34	9	20	147	0	309
4 *1	-	-	-	-	-	-	-	56
5	77	5	39	6	12	139	1	311
6	70	1	22	14	5	112	0	172
7	63	6	36	8	18	131	2	261
8	60	7	60	13	26	166	2	294
9	58	3	18	7	14	100	0	185
10	89	1	30	11	4	135	0	172
11	94	0	29	7	9	139	0	238
12	63	2	18	11	15	109	0	259
13 *1	83	7	41	5	19	155	0	232
14	46	6	29	14	19	114	0	269
15	55	3	17	13	19	107	1	275
16	72	3	27	8	19	129	0	343
17	52	2	38	4	14	110	3	325
18	32	2	21	11	8	74	0	222
19	39	1	16	4	4	64	0	249
20	34	3	12	3	4	56	0	158
21	65	3	27	8	13	116	1	324
22 *2	-	-	-	-	-	-	-	123
23	34	1	15	2	7	59	0	147
24 *2	44	2	22	8	6	82	0	72
25	83	1	68	12	19	183	1	307
26	55	3	20	10	13	101	0	179
27	65	0	37	21	12	135	0	289
28	69	4	32	9	7	121	0	301
29	87	2	24	20	16	149	0	313
30	104	0	9	11	6	130	0	248
31	93	6	26	10	7	142	0	342
32	104	3	38	8	25	178	2	311
33	52	5	29	6	9	101	0	222
34	62	6	46	17	18	149	0	369
35	79	4	28	19	13	143	0	266
36	74	0	46	19	7	146	1	278
37	49	0	31	11	19	110	0	238
38	63	2	44	14	14	137	0	310
39	27	0	11	7	10	55	0	129
40	93	3	52	12	18	178	1	338

Shuswap (SHU)
Voting results by voting area

Statement of Votes
 39th Provincial General Election
 May 12, 2009

Voting area (continued)	George Malcolm Abbott	Chris Charles Emery	Steve Gunner	Beryl Alberta Ludwig	Michel Saab	Total valid votes	Rejected ballots	Registered voters
	LIB	BCM	NDP	CP	GP			
41	59	3	32	10	14	118	1	269
42	82	2	48	16	26	174	2	287
43	41	2	53	11	20	127	1	318
44	43	1	15	8	8	75	0	180
45	67	3	32	14	21	137	0	316
46S *4	-	-	-	-	-	-	-	7
47	29	2	27	1	10	69	0	211
48	58	2	43	13	16	132	0	322
49	105	0	28	6	12	151	0	320
50	69	3	39	7	25	143	1	313
51	51	6	43	21	15	136	0	301
52	42	5	44	6	15	112	0	279
53	59	3	54	19	14	149	0	291
54	58	0	46	12	22	138	0	311
55	85	3	51	12	23	174	1	364
56	70	1	44	6	14	135	2	347
57	31	2	34	11	12	90	0	329
58	25	0	26	7	8	66	0	319
59	72	1	64	8	13	158	1	352
60	44	0	32	10	11	97	1	269
61S *3	-	-	-	-	-	-	-	84
62S *3	-	-	-	-	-	-	-	28
63	61	0	27	12	7	107	0	289
64S *3	-	-	-	-	-	-	-	110
65	71	0	40	3	17	131	0	350
66	43	3	51	11	26	134	0	368
67	43	2	50	10	12	117	0	271
68	48	0	32	11	18	109	0	249
69	37	0	33	9	15	94	0	284
70	22	2	23	12	16	75	0	291
71S *3	-	-	-	-	-	-	-	21
72S *3	31	1	28	15	14	89	1	4
73	27	2	39	14	18	100	0	360
74	27	1	38	11	18	95	1	348
75	28	0	37	10	10	85	0	278
76	39	0	21	12	6	78	0	327
77	34	2	26	9	10	81	1	265
78S *4	-	-	-	-	-	-	-	50
79	58	5	32	7	9	111	1	337
80	52	0	14	7	16	89	0	304
81	66	2	57	8	31	164	2	346
82	47	1	49	7	15	119	0	300
83	74	2	47	10	19	152	0	336
84	57	2	43	13	21	136	1	332
85	44	0	52	4	15	115	0	298
86	42	3	40	15	18	118	0	344
87	68	0	41	9	13	131	0	336
88	12	2	28	5	4	51	1	207
89	30	1	27	5	11	74	0	217
90	62	1	43	7	8	121	1	287

Voting area (continued)	George Malcolm Abbott	Chris Charles Emery	Steve Gunner	Beryl Alberta Ludwig	Michel Saab	Total valid votes	Rejected ballots	Registered voters
	LIB	BCM	NDP	CP	GP			
91	81	1	23	13	7	125	0	316
92	61	3	49	5	23	141	0	383
93	76	1	34	14	18	143	1	334
94S *4	-	-	-	-	-	-	-	7
95	50	3	48	20	18	139	0	348
96	39	1	47	19	18	124	0	327
97	42	4	47	16	22	131	0	355
98	48	0	31	17	11	107	0	265
99	37	1	28	15	20	101	1	215
100	38	4	31	11	15	99	0	216
101	40	4	22	23	4	93	0	217
102	38	3	45	12	6	104	0	228
103	53	2	40	19	12	126	0	345
104	47	1	40	16	25	129	0	299
105	45	3	25	13	13	99	0	210
106	35	0	28	28	15	106	0	237
107	63	1	41	27	16	148	0	365
108	59	1	45	33	14	152	0	387
109	45	3	49	24	14	135	0	302
110	40	2	53	32	17	144	0	363
111	81	1	39	18	11	150	0	340
112	34	3	32	15	6	90	0	260
113S *4	15	1	5	6	6	33	1	27
114	28	0	26	10	14	78	1	205
115	46	3	50	17	14	130	0	274
116	26	1	12	1	13	53	0	123
117	49	1	46	14	9	119	0	274
118	29	1	27	5	5	67	0	253
119	74	1	32	14	10	131	0	300
120	62	1	52	11	19	145	0	340
121	51	1	59	12	21	144	1	320
122	53	5	34	8	22	122	0	337
123	21	3	26	6	12	68	0	201
124	91	3	70	14	24	202	0	359
125	74	2	32	18	20	146	0	272
126	80	1	51	19	12	163	0	359
127	97	3	39	27	11	177	0	360
128	57	4	66	23	22	172	0	369
129	43	4	53	16	9	125	0	352
130	71	4	65	15	22	177	0	358
131	47	2	66	22	17	154	3	346
132	33	1	52	21	16	123	1	323
133	51	4	66	17	13	151	0	367
134	78	2	71	10	14	175	0	368
135S *3	-	-	-	-	-	-	-	40
136	40	1	34	13	8	96	1	283
137	63	1	37	24	12	137	1	344
138	84	0	45	21	5	155	2	353
139	63	2	46	18	13	142	0	348
140	71	0	44	22	11	148	1	329

Shuswap (SHU)
Voting results by voting area

Statement of Votes
 39th Provincial General Election
 May 12, 2009

	George Malcolm Abbott LIB	Chris Charles Emery BCM	Steve Gunner NDP	Beryl Alberta Ludwig CP	Michel Saab GP	Total valid votes	Rejected ballots	Registered voters
141	41	0	34	14	11	100	0	347
142	48	2	27	15	9	101	0	271
143	64	0	41	22	11	138	0	369
144	44	1	15	8	4	72	0	328
145	35	0	39	5	7	86	0	198
146	68	0	28	10	9	115	0	217
147	55	0	27	10	14	106	1	253
148	202	6	133	23	17	381	1	532
149	41	0	52	11	9	113	0	231
150	121	4	84	13	20	242	0	508
Sub totals	10,224	340	6,691	2,243	2,357	21,855	59	40,773
s. 98 Special	97	3	49	28	26	203	3	
s. 99 Absentee - in ED	296	15	172	75	102	660	5	
s. 100 Absentee - out of ED	29	3	45	4	20	101	4	
s. 101 Absentee - advance	11	0	22	6	2	41	2	
s. 104 Voting in DEO office	105	0	62	14	26	207	5	
s. 106 Voting by mail	2	0	10	4	6	22	1	
Grand totals	10,764	361	7,051	2,374	2,539	23,089	79	40,773
% of valid votes	46.62%	1.56%	30.54%	10.28%	11.00%			

Summary

Valid votes - General and advance	21,855	94.66%	Total valid votes
s. 98 Special	203	0.88%	Total valid votes
s. 99 Absentee - in ED	660	2.86%	Total valid votes
s. 100 Absentee - out of ED	101	0.44%	Total valid votes
s. 101 Absentee - advance	41	0.18%	Total valid votes
s. 104 Voting in DEO office	207	0.90%	Total valid votes
s. 106 Voting by mail	22	0.08%	Total valid votes
Total valid votes	23,089		
Rejected ballots	79	0.34%	Ballots cast
Registered voters who voted	23,168	56.82%	Registered voters
Registered voters	40,773		

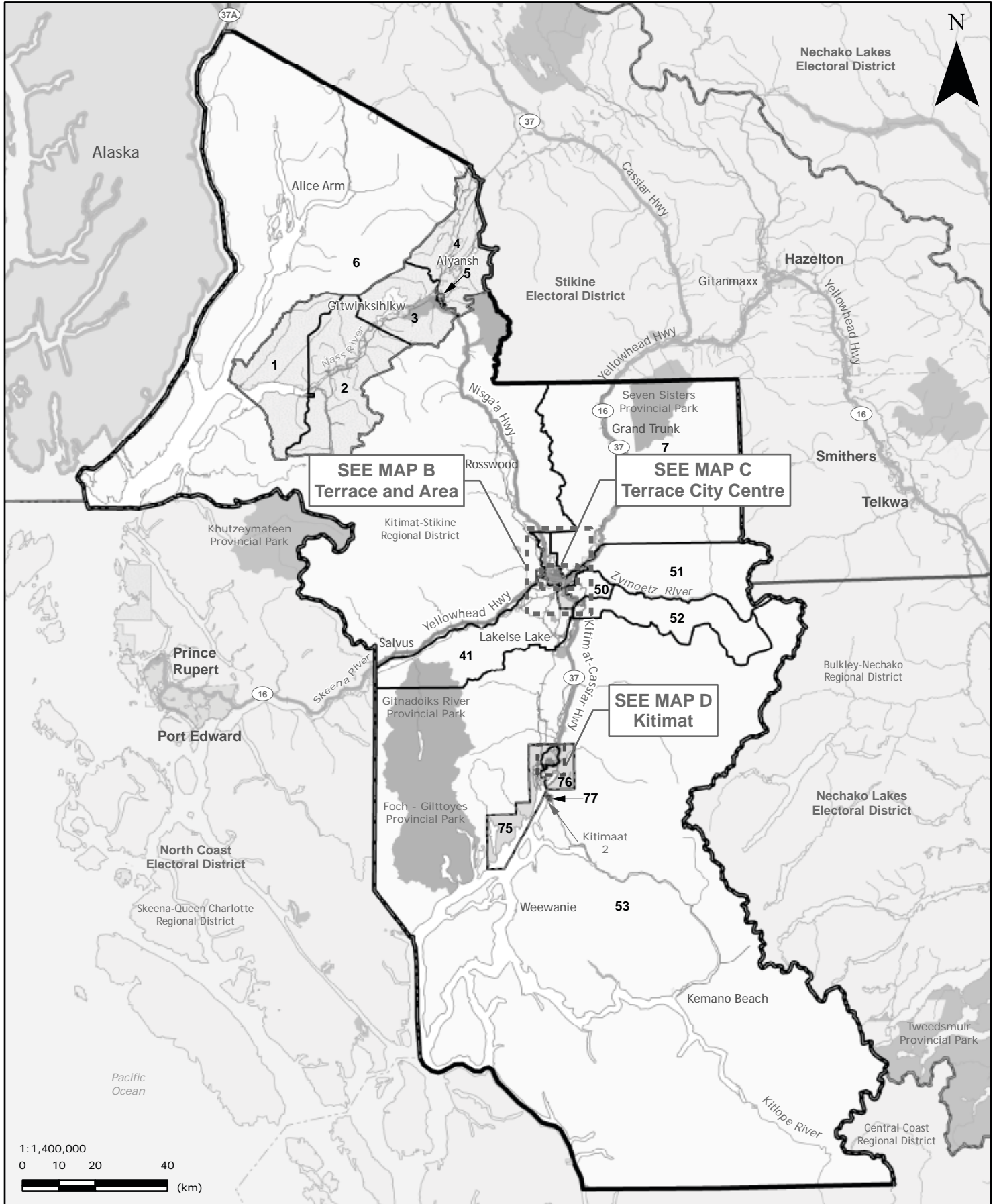
Candidate elected: George Malcolm Abbott (LIB)

*1 Voting areas 4 and 13 combined

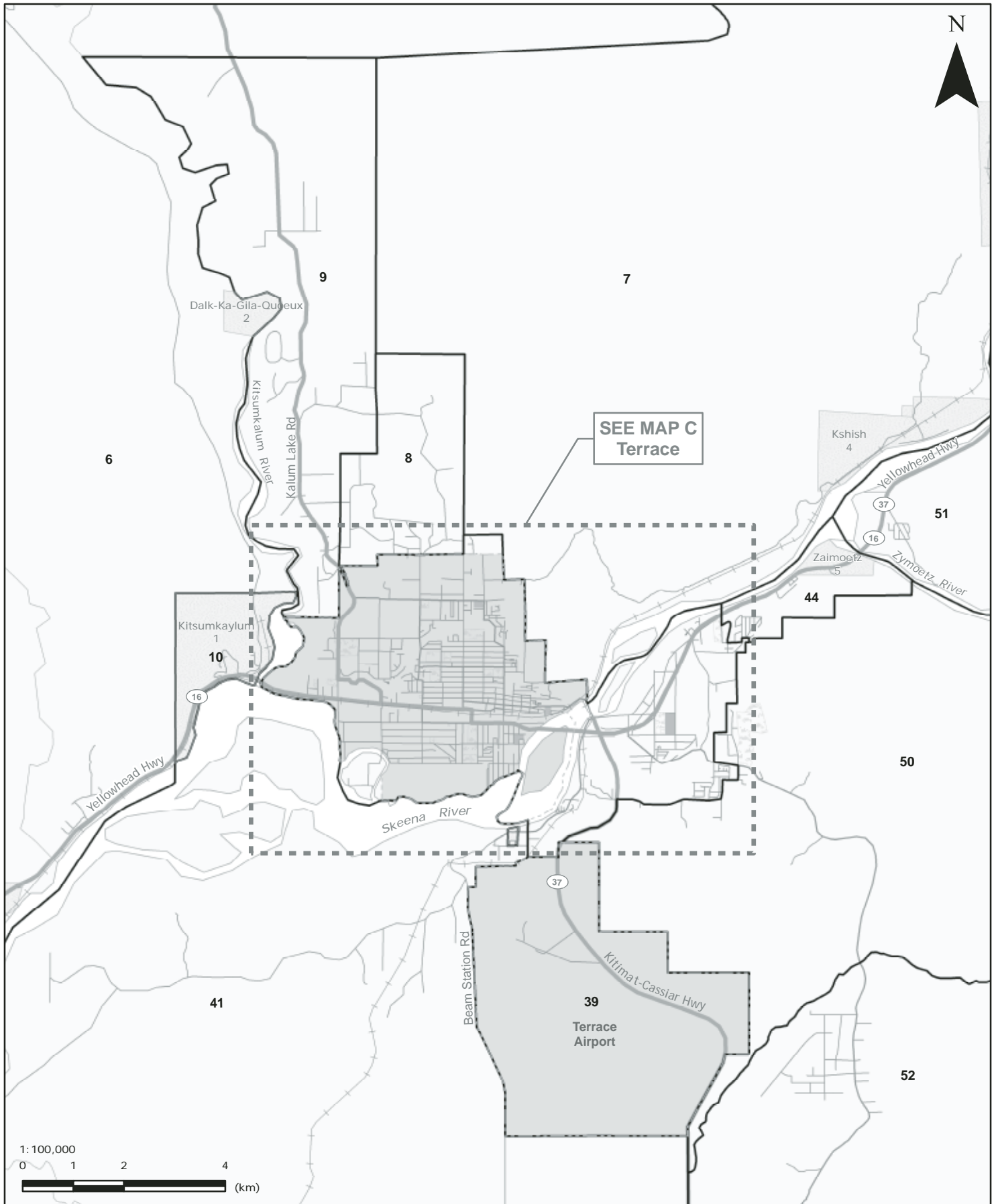
*2 Voting areas 22 and 24 combined

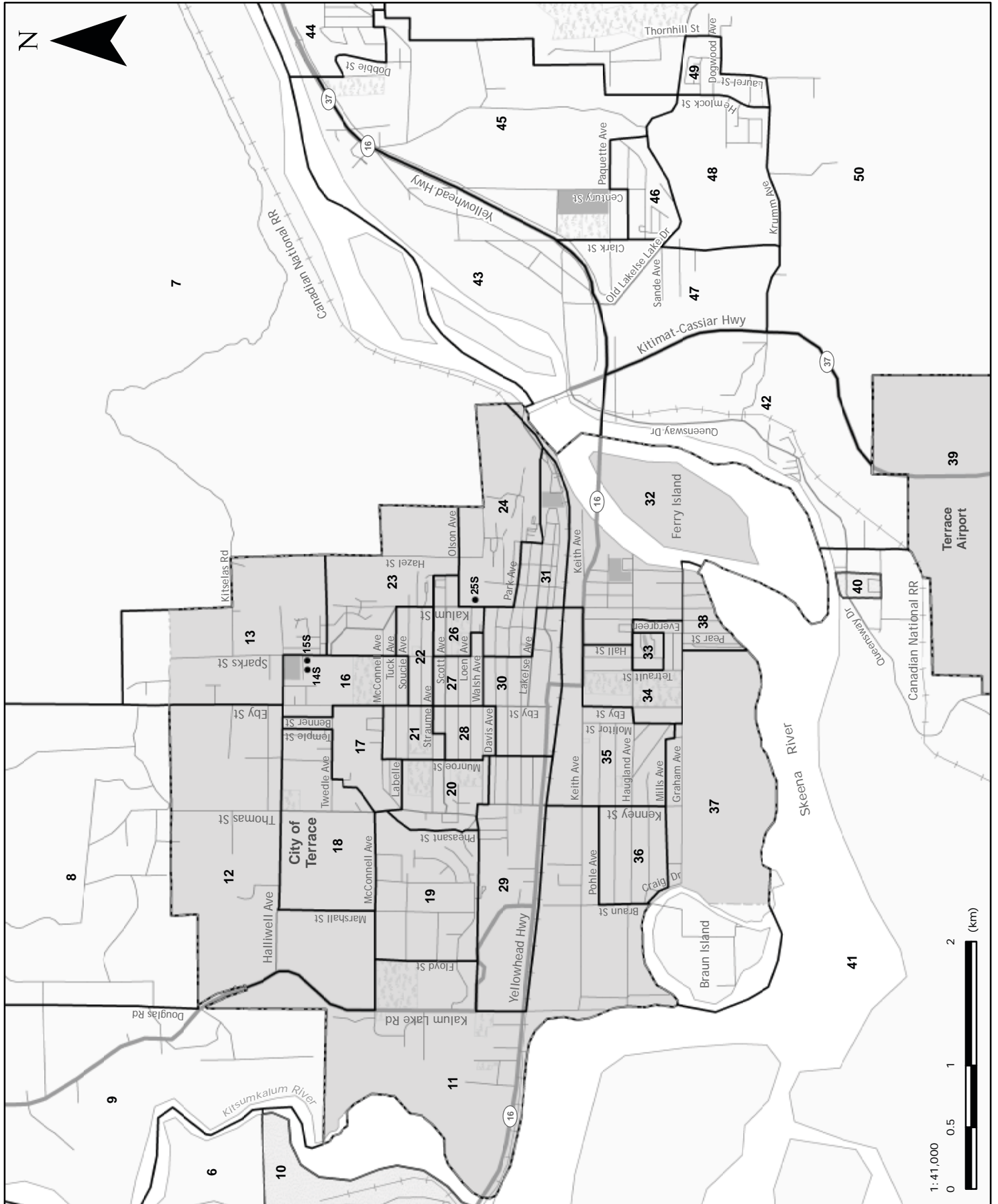
*3 Voting areas 61S, 62S, 64S, 71S, 72S and 135S combined

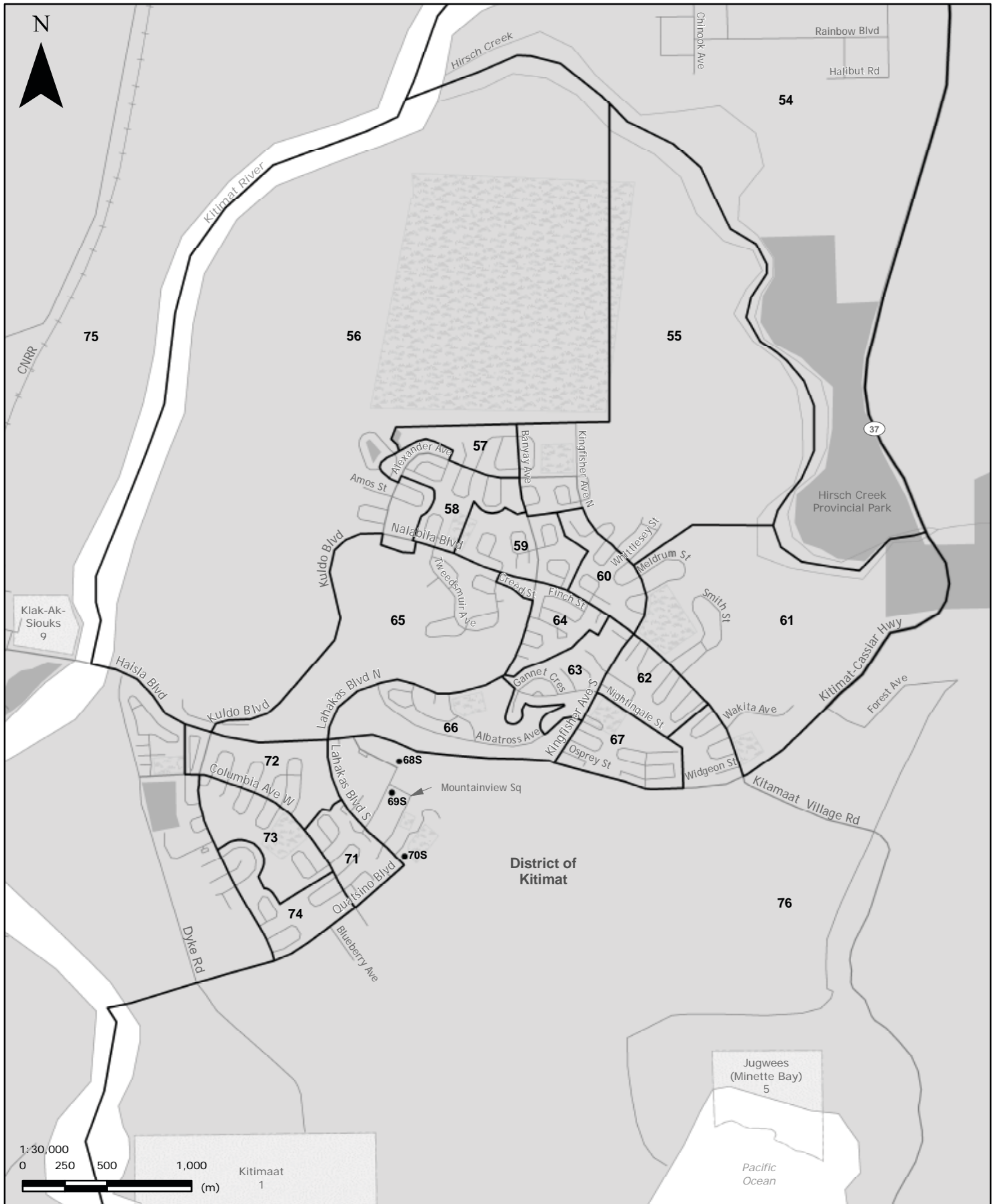
*4 Voting areas 46S, 78S, 94S and 113S combined



Skeena (SKE)
MAP B - Terrace and Area







	Robin Austin	Mike Brousseau	Anita Norman	Donny van Dyk	Total valid votes	Rejected ballots	Registered voters
	NDP	CP	GP	LIB			
Advance voting							
Elks Hall	640	93	49	749	1,531	8	
New Aiyansh Arts & Cultural Centre	74	1	1	7	83	0	
Riverlodge Recreation Centre	314	41	20	167	542	6	
General voting							
Voting area							
1	90	3	3	4	100	0	233
2	129	3	3	5	140	1	340
3	66	1	1	5	73	0	141
4	91	0	0	12	103	0	282
5	81	2	1	2	86	0	205
6	30	7	6	18	61	0	158
7	71	8	6	14	99	0	214
8	25	10	4	41	80	0	175
9	28	25	6	61	120	0	256
10	102	3	1	6	112	0	171
11	64	7	6	61	138	1	326
12	52	15	6	80	153	1	344
13	69	6	10	64	149	1	356
14S *1	21	11	1	20	53	0	21
15S *1	-	-	-	-	-	-	43
16	54	12	5	83	154	0	336
17	34	14	1	76	125	1	347
18	58	8	6	83	155	2	322
19	75	12	7	70	164	0	342
20	50	11	4	102	167	0	349
21	49	10	2	102	163	2	322
22	48	12	7	77	144	0	302
23	40	7	7	61	115	0	352
24	56	7	5	85	153	0	333
25S *1	-	-	-	-	-	-	33
26	60	5	3	46	114	0	336
27	61	15	6	59	141	2	341
28	46	10	2	66	124	1	312
29	49	12	2	46	109	0	342
30	55	4	4	33	96	0	311
31	35	4	9	24	72	0	247
32	63	6	2	43	114	0	329
33	45	4	6	22	77	0	318
34	56	13	5	53	127	1	363
35	73	5	5	39	122	0	328
36	63	14	6	37	120	0	319
37	51	9	9	49	118	1	284
38 *2	-	-	-	-	-	-	319
39 *2	-	-	-	-	-	-	3
40 *2	87	11	6	47	151	0	59

Skeena (SKE)
Voting results by voting area

Statement of Votes
 39th Provincial General Election
 May 12, 2009

	Robin Austin	Mike Brousseau	Anita Norman	Donny van Dyk	Total valid votes	Rejected ballots	Registered voters
Voting area (continued)	NDP	CP	GP	LIB			
41	72	26	7	52	157	0	356
42	44	13	6	38	101	0	273
43	41	11	9	38	99	0	294
44	57	23	5	63	148	0	330
45	56	17	11	53	137	0	305
46	58	15	5	51	129	0	293
47	30	19	2	41	92	1	267
48	63	15	3	79	160	1	281
49	45	13	2	81	141	1	318
50	62	28	5	70	165	0	364
51	62	17	4	34	117	1	273
52	47	17	11	53	128	0	281
53	35	9	2	75	121	0	211
54	84	13	6	40	143	0	319
55	98	7	2	61	168	2	324
56	83	8	6	26	123	1	313
57	50	8	5	22	85	0	252
58	112	9	7	49	177	1	373
59	82	19	2	35	138	1	308
60	86	14	6	56	162	0	331
61	82	13	7	73	175	2	326
62	99	11	7	16	133	0	329
63	64	9	7	34	114	3	329
64	68	4	8	21	101	0	255
65	90	5	11	57	163	0	353
66	71	2	8	48	129	0	300
67	79	13	7	31	130	0	308
68S *3	-	-	-	-	-	-	12
69S *3	-	-	-	-	-	-	17
70S *3	-	-	-	-	-	-	24
71 *3	65	12	7	29	113	0	319
72	71	9	5	22	107	1	301
73	90	1	6	31	128	1	279
74	89	15	11	24	139	2	341
75	80	9	9	29	127	0	286
76	79	9	6	32	126	2	331
77	129	3	8	59	199	2	376
Sub totals	5,578	857	446	4,142	11,023	50	21,066
s. 98 Special	19	6	4	6	35	2	
s. 99 Absentee - in ED	141	12	10	75	238	4	
s. 100 Absentee - out of ED	31	6	3	19	59	6	
s. 101 Absentee - advance	10	0	0	6	16	1	
s. 104 Voting in DEO office	55	6	4	57	122	1	
s. 106 Voting by mail	31	6	0	23	60	0	
Grand totals	5,865	893	467	4,328	11,553	64	21,066
% of valid votes	50.77%	7.73%	4.04%	37.46%			

Summary

Valid votes - General and advance	11,023	95.41%	Total valid votes
s. 98 Special	35	0.30%	Total valid votes
s. 99 Absentee - in ED	238	2.06%	Total valid votes
s. 100 Absentee - out of ED	59	0.51%	Total valid votes
s. 101 Absentee - advance	16	0.14%	Total valid votes
s. 104 Voting in DEO office	122	1.06%	Total valid votes
s. 106 Voting by mail	60	0.52%	Total valid votes

Total valid votes 11,553

Rejected ballots 64 0.55% Ballots cast
Registered voters who voted 11,617 55.15% Registered voters

Registered voters 21,066

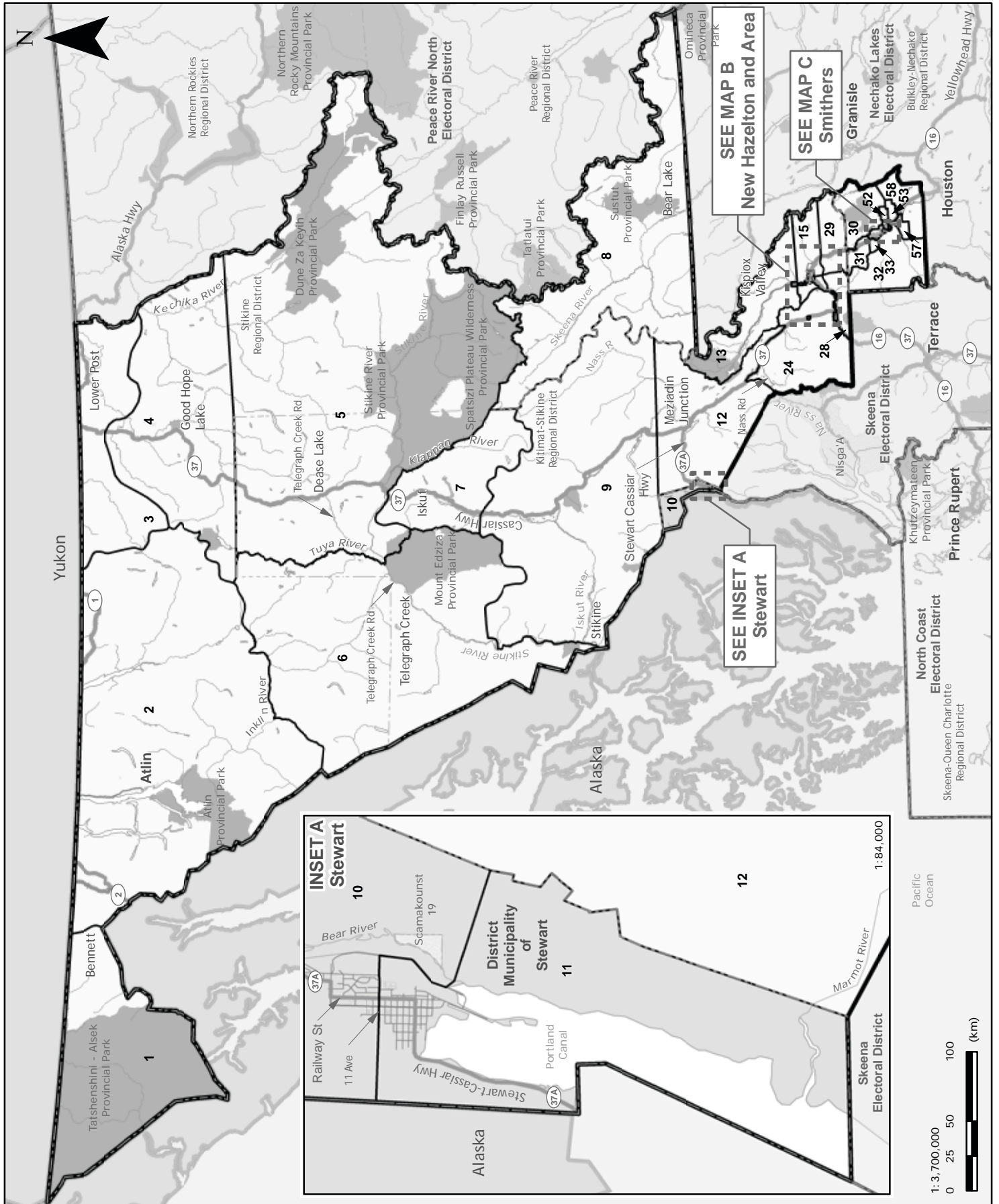
Candidate elected: Robin Austin (NDP)

*1 Voting areas 14S, 15S and 25S combined

*2 Voting areas 38, 39 and 40 combined

*3 Voting areas 68S, 69S, 70S and 71 combined

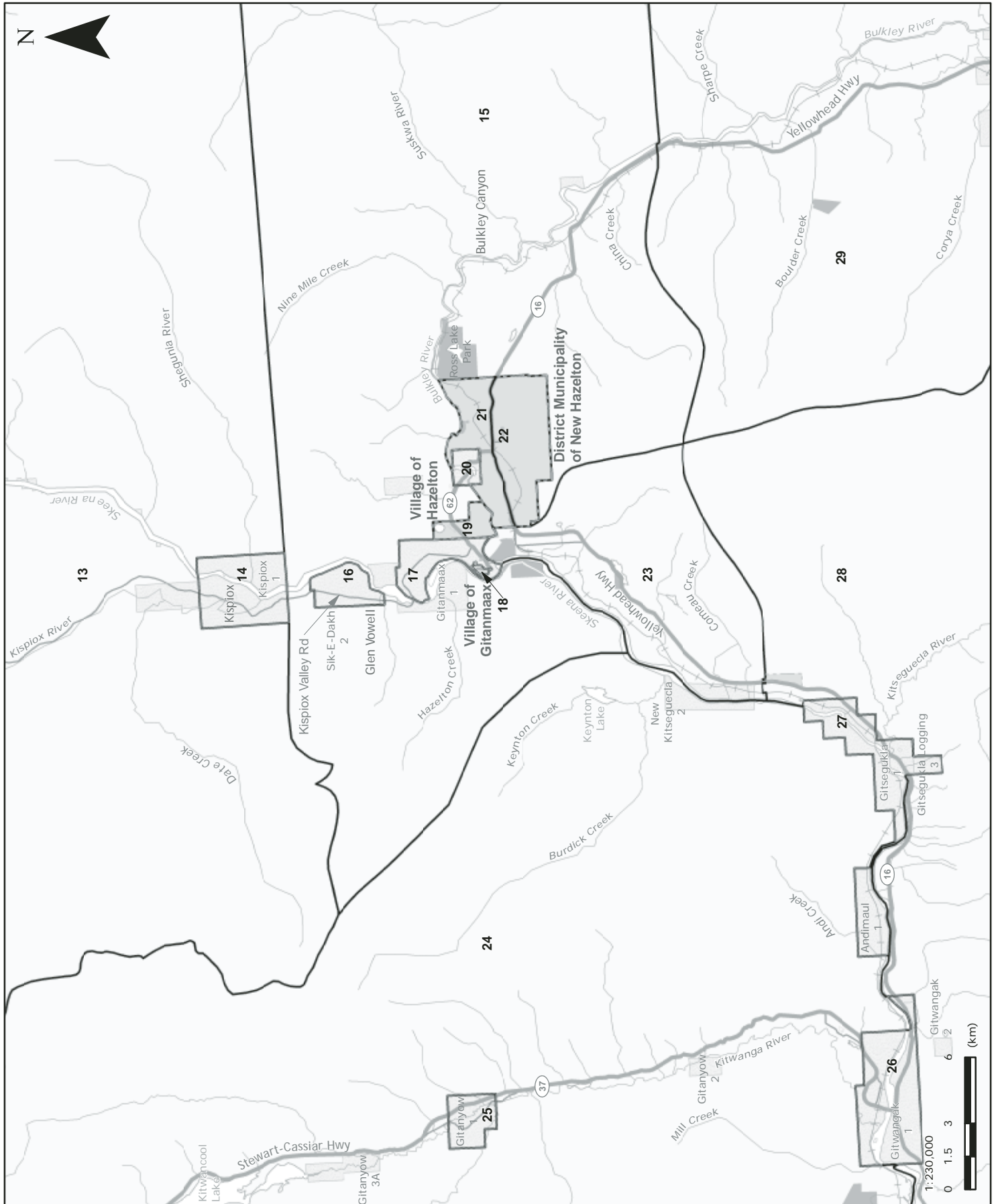
Stikine (SKN)
MAP A - Stikine Electoral District



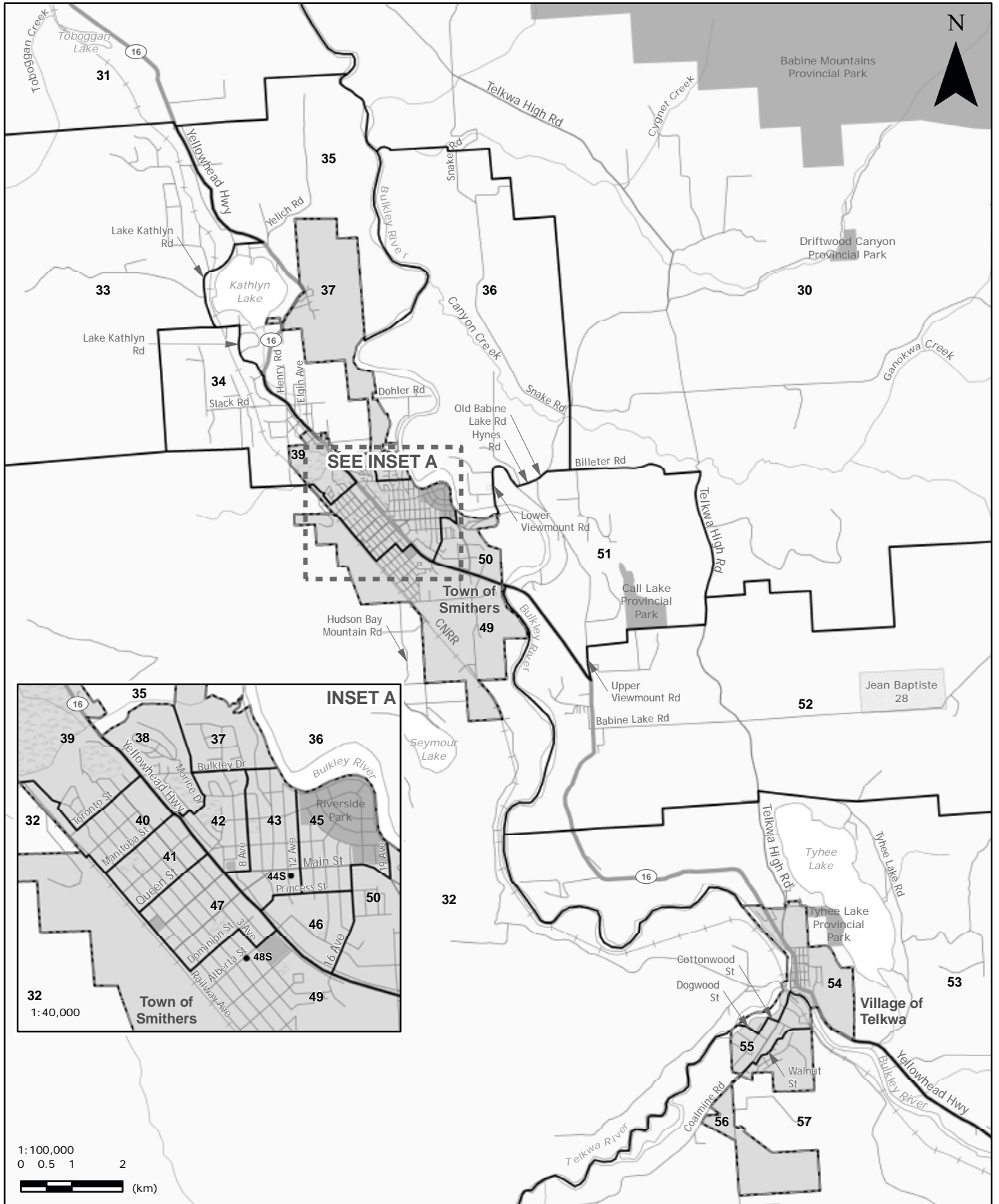
SEE MAP B
 New Hazelton and Area

SEE MAP C
 Smithers

SEE INSET A
 Stewart



Stikine (SKN)
MAP C - Smithers



	Roger Benham	Doug Donaldson	Scott Groves	Total valid votes	Rejected ballots	Registered voters
	GP	NDP	LIB			
Advance voting						
Atlin Recreation Centre	7	13	21	41	0	
Dease Lake Community Hall	1	24	35	60	0	
New Hazelton Council Chambers	8	212	65	285	5	
Smithers Curling Club	46	431	836	1,313	14	
Stewart Provincial Courthouse	8	26	62	96	1	
General voting						
Voting area						
1 *5	-	-	-	-	-	7
2	19	46	79	144	3	299
3 *1	3	27	11	41	0	50
4 *1	-	-	-	-	-	40
5	7	45	51	103	1	295
6	4	103	11	118	0	183
7	6	40	13	59	0	82
8 *6	-	-	-	-	-	15
9 *2	-	-	-	-	-	1
10 *2	-	-	-	-	-	194
11	3	19	29	51	0	215
12 *2	6	12	39	57	2	8
13	5	70	28	103	0	152
14	3	212	5	220	1	375
15	6	67	24	97	1	264
16	2	80	3	85	0	122
17	4	208	7	219	0	369
18	0	71	5	76	2	123
19	1	26	4	31	0	96
20	1	69	5	75	0	128
21	2	62	24	88	0	182
22	2	51	32	85	0	227
23	8	68	49	125	2	289
24	8	35	62	105	0	183
25	8	89	8	105	1	166
26	5	168	20	193	0	268
27 *3	4	169	12	185	1	241
28 *3	-	-	-	-	-	38
29	4	186	13	203	0	341
30	9	83	68	160	3	298
31	6	39	60	105	0	249
32	2	56	71	129	8	342
33	3	54	94	151	0	336
34	6	40	78	124	3	277
35	6	34	94	134	2	286
36	5	56	114	175	2	337
37	2	32	91	125	1	249
38	4	31	39	74	1	239
39	3	44	121	168	0	361
40	10	71	71	152	0	341

Stikine (SKN)
Voting results by voting area

Statement of Votes
 39th Provincial General Election
 May 12, 2009

	Roger Benham	Doug Donaldson	Scott Groves	Total valid votes	Rejected ballots	Registered voters
Voting area (continued)	GP	NDP	LIB			
41	7	70	85	162	0	333
42	5	56	73	134	0	349
43	6	68	76	150	1	351
44S *4	6	12	12	30	0	37
45	8	61	41	110	1	273
46 *5	6	32	49	87	0	210
47	8	46	31	85	0	311
48S *4	-	-	-	-	-	11
49	9	52	78	139	0	289
50	3	47	80	130	1	285
51	1	46	87	134	2	257
52 *6	11	45	84	140	1	344
53	9	71	94	174	2	351
54	10	69	84	163	1	324
55	7	60	76	143	0	274
56	6	38	56	100	1	246
57	7	44	76	127	5	262
58	8	64	116	188	7	356
Sub totals	354	4,050	3,652	8,056	76	13,131
s. 98 Special	3	37	22	62	4	
s. 99 Absentee - in ED	3	88	51	142	3	
s. 100 Absentee - out of ED	7	30	26	63	10	
s. 101 Absentee - advance	0	9	14	23	0	
s. 104 Voting in DEO office	8	56	62	126	1	
s. 106 Voting by mail	0	4	2	6	0	
Grand totals	375	4,274	3,829	8,478	94	13,131
% of valid votes	4.43%	50.41%	45.16%			

Summary

Valid votes - General and advance	8,056	95.02%	Total valid votes
s. 98 Special	62	0.73%	Total valid votes
s. 99 Absentee - in ED	142	1.67%	Total valid votes
s. 100 Absentee - out of ED	63	0.74%	Total valid votes
s. 101 Absentee - advance	23	0.27%	Total valid votes
s. 104 Voting in DEO office	126	1.49%	Total valid votes
s. 106 Voting by mail	6	0.08%	Total valid votes

Total valid votes 8,478

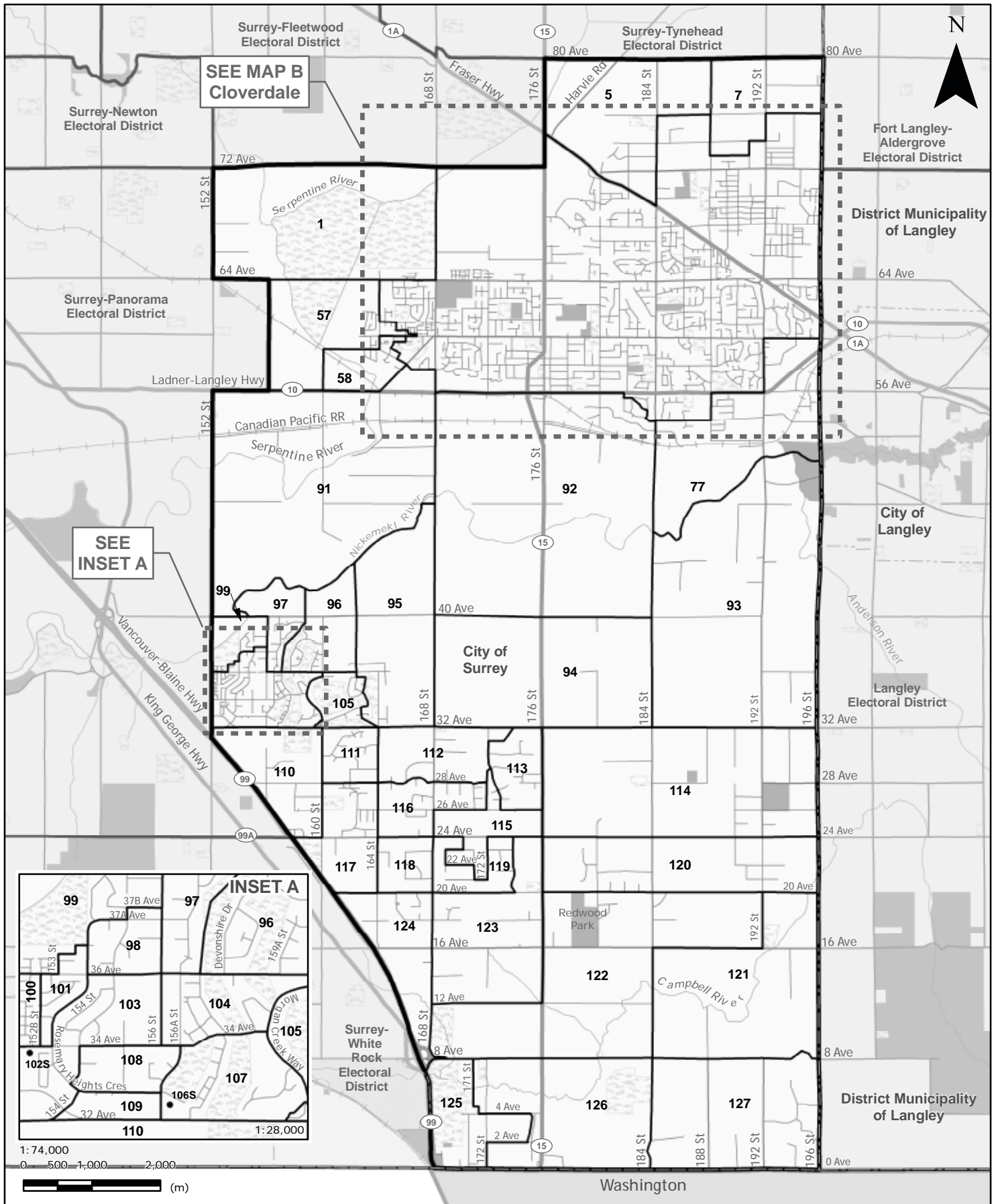
Rejected ballots 94 1.10% Ballots cast
Registered voters who voted 8,572 65.28% Registered voters

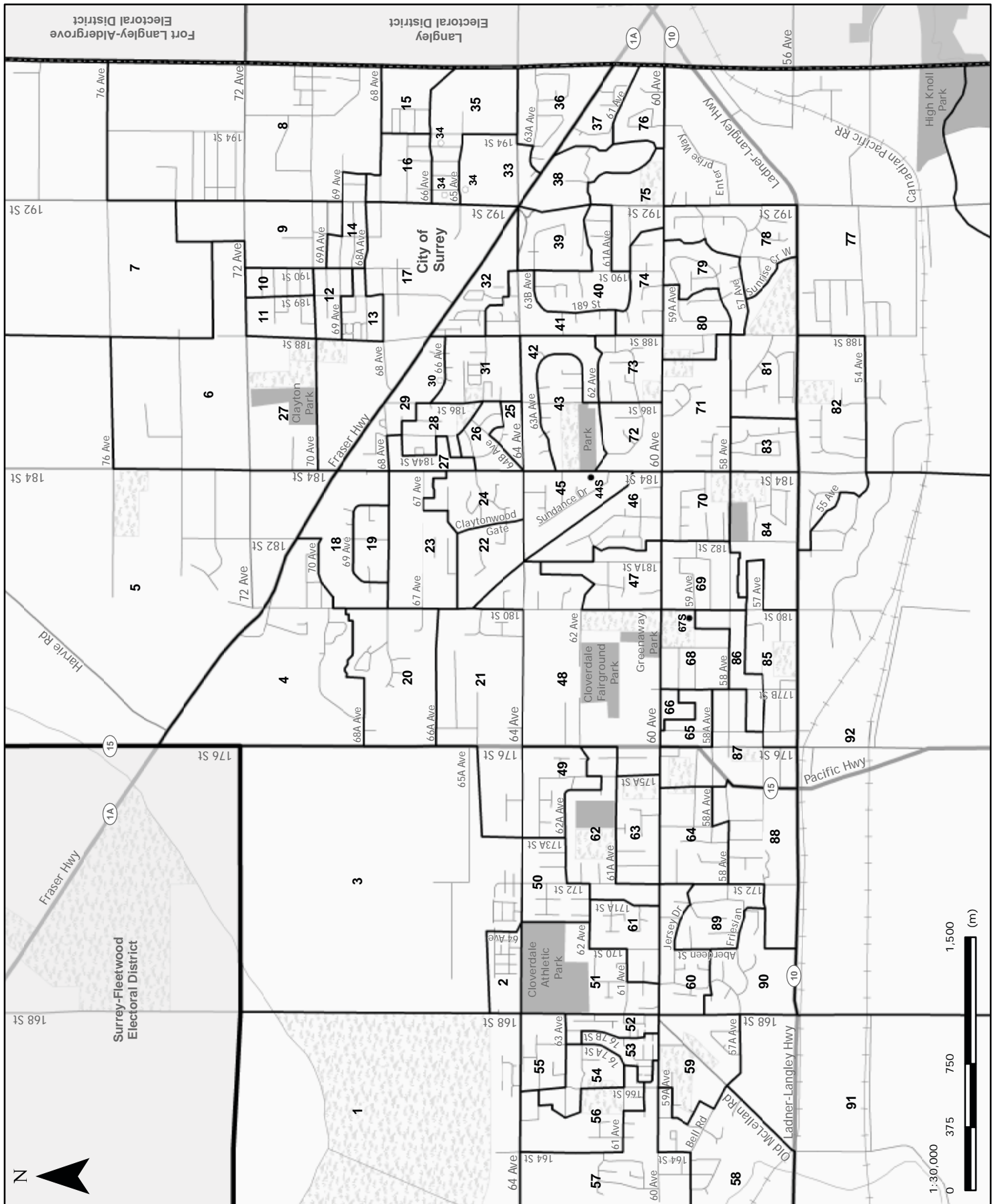
Registered voters 13,131

Candidate elected: Doug Donaldson (NDP)

-
- *1 Voting areas 3 and 4 combined
 - *2 Voting areas 9, 10 and 12 combined
 - *3 Voting areas 27 and 28 combined
 - *4 Voting areas 44S and 48S combined
 - *5 Voting areas 1 and 46 combined
 - *6 Voting areas 8 and 52 combined

Surrey-Cloverdale (SRC)
MAP A - Surrey-Cloverdale Electoral District





Surrey-Cloverdale (SRC)
Voting results by voting area

Statement of Votes
 39th Provincial General Election
 May 12, 2009

	Kevin Falcon	Deborah Payment	Kevin Purton	Total valid votes	Rejected ballots	Registered voters
	LIB	NDP	GP			
Advance voting						
Alice McKay Building	1,341	648	131	2,120	15	
Emmanuel Evangelical Church	501	130	31	662	4	
General voting						
Voting area						
1	104	32	6	142	2	323
2	147	52	6	205	0	395
3	69	44	9	122	0	347
4	172	55	13	240	1	535
5	94	42	15	151	0	341
6	98	59	15	172	1	375
7	82	33	16	131	0	297
8	131	61	17	209	0	459
9	62	49	12	123	3	335
10	65	32	5	102	0	247
11	53	23	5	81	2	303
12	127	31	10	168	0	344
13	74	45	11	130	1	293
14	82	46	10	138	3	328
15	100	53	13	166	0	393
16	119	68	13	200	0	453
17	120	64	16	200	1	555
18	106	56	15	177	0	338
19	109	44	6	159	0	362
20	93	37	3	133	0	313
21	62	48	8	118	2	301
22	71	35	8	114	1	218
23	105	38	8	151	0	375
24	103	52	10	165	1	371
25	70	50	16	136	1	269
26	73	52	6	131	1	290
27	78	47	14	139	0	304
28	89	54	7	150	0	339
29	61	54	9	124	0	265
30	49	37	12	98	0	313
31	95	65	8	168	0	320
32	84	47	23	154	3	342
33	51	30	8	89	0	267
34	69	30	9	108	0	305
35	65	40	9	114	0	337
36	77	43	16	136	1	343
37	82	38	24	144	0	337
38	39	43	14	96	0	278
39	81	52	7	140	2	334
40	102	56	9	167	2	330

Surrey-Cloverdale (SRC)
Voting results by voting area

Voting area (continued)	Kevin Falcon	Deborah Payment	Kevin Purton	Total valid votes	Rejected ballots	Registered voters
	LIB	NDP	GP			
41	101	56	13	170	0	370
42	94	69	10	173	1	363
43	109	49	7	165	0	295
44S *1	-	-	-	-	-	6
45	95	58	17	170	0	344
46	71	45	9	125	0	338
47	97	68	13	178	0	336
48	84	54	4	142	1	323
49	63	83	15	161	2	347
50	111	62	16	189	0	381
51	103	27	6	136	0	338
52	105	59	20	184	1	399
53	62	25	11	98	2	228
54	139	52	8	199	0	379
55	68	78	8	154	0	395
56	128	79	13	220	0	432
57	127	64	11	202	0	363
58	127	32	11	170	2	387
59	96	33	6	135	0	319
60	73	79	14	166	0	374
61	75	47	10	132	1	346
62	83	66	20	169	2	376
63	82	66	10	158	0	303
64	81	43	21	145	1	326
65	29	41	7	77	2	279
66	35	34	9	78	1	266
67S *1	-	-	-	-	-	47
68	65	57	12	134	0	315
69	82	50	20	152	0	361
70	79	63	17	159	0	364
71	95	46	15	156	1	335
72	92	75	7	174	0	321
73	97	59	10	166	1	333
74	69	72	16	157	3	337
75	103	81	13	197	0	362
76	77	48	22	147	3	309
77	81	48	12	141	0	278
78	101	50	13	164	1	345
79	126	48	7	181	0	365
80	102	40	5	147	0	325
81	105	46	17	168	0	331
82	119	38	14	171	1	348
83	88	64	13	165	1	339
84	75	53	16	144	1	324
85	53	73	14	140	0	314
86	36	48	5	89	2	283
87	66	52	6	124	1	314
88	49	47	6	102	0	336
89	101	52	12	165	0	354
90	98	49	15	162	0	341

Surrey-Cloverdale (SRC)
Voting results by voting area

Statement of Votes
 39th Provincial General Election
 May 12, 2009

	Kevin Falcon	Deborah Payment	Kevin Purton	Total valid votes	Rejected ballots	Registered voters
Voting area (continued)	LIB	NDP	GP			
91	75	24	3	102	1	254
92	72	28	8	108	0	261
93	78	23	10	111	0	281
94	46	14	9	69	2	208
95	122	32	9	163	1	313
96	162	18	8	188	3	365
97	156	10	7	173	0	349
98	149	16	10	175	0	333
99	113	18	12	143	1	315
100	99	33	14	146	0	322
101	101	22	14	137	0	349
102S *1	44	17	7	68	2	44
103	153	39	10	202	0	395
104	191	14	10	215	3	340
105	169	6	4	179	1	304
106S	33	10	5	48	0	77
107	128	10	6	144	1	268
108	112	21	10	143	2	257
109	137	24	6	167	0	249
110	79	26	19	124	0	280
111	60	18	6	84	0	229
112	75	53	15	143	0	287
113	128	34	28	190	0	325
114	90	47	7	144	2	301
115	75	32	13	120	2	272
116	116	44	6	166	0	321
117	76	19	6	101	0	235
118	53	11	4	68	0	198
119	85	30	7	122	0	263
120	94	39	16	149	1	330
121	54	28	15	97	0	290
122	87	50	28	165	2	312
123	68	47	11	126	0	311
124	73	28	12	113	3	302
125	80	59	20	159	0	339
126	88	20	7	115	0	285
127	94	22	14	130	1	236
Sub totals	13,167	6,229	1,575	20,971	106	40,268
s. 98 Special	15	22	5	42	2	
s. 99 Absentee - in ED	431	222	48	701	0	
s. 100 Absentee - out of ED	59	62	16	137	11	
s. 101 Absentee - advance	31	7	1	39	1	
s. 104 Voting in DEO office	83	19	4	106	5	
s. 106 Voting by mail	29	6	2	37	0	
Grand totals	13,815	6,567	1,651	22,033	125	40,268
% of valid votes	62.70%	29.81%	7.49%			

Summary

Valid votes - General and advance	20,971	95.18%	Total valid votes
s. 98 Special	42	0.19%	Total valid votes
s. 99 Absentee - in ED	701	3.18%	Total valid votes
s. 100 Absentee - out of ED	137	0.62%	Total valid votes
s. 101 Absentee - advance	39	0.18%	Total valid votes
s. 104 Voting in DEO office	106	0.48%	Total valid votes
s. 106 Voting by mail	37	0.17%	Total valid votes

Total valid votes 22,033

Rejected ballots 125 0.56% Ballots cast

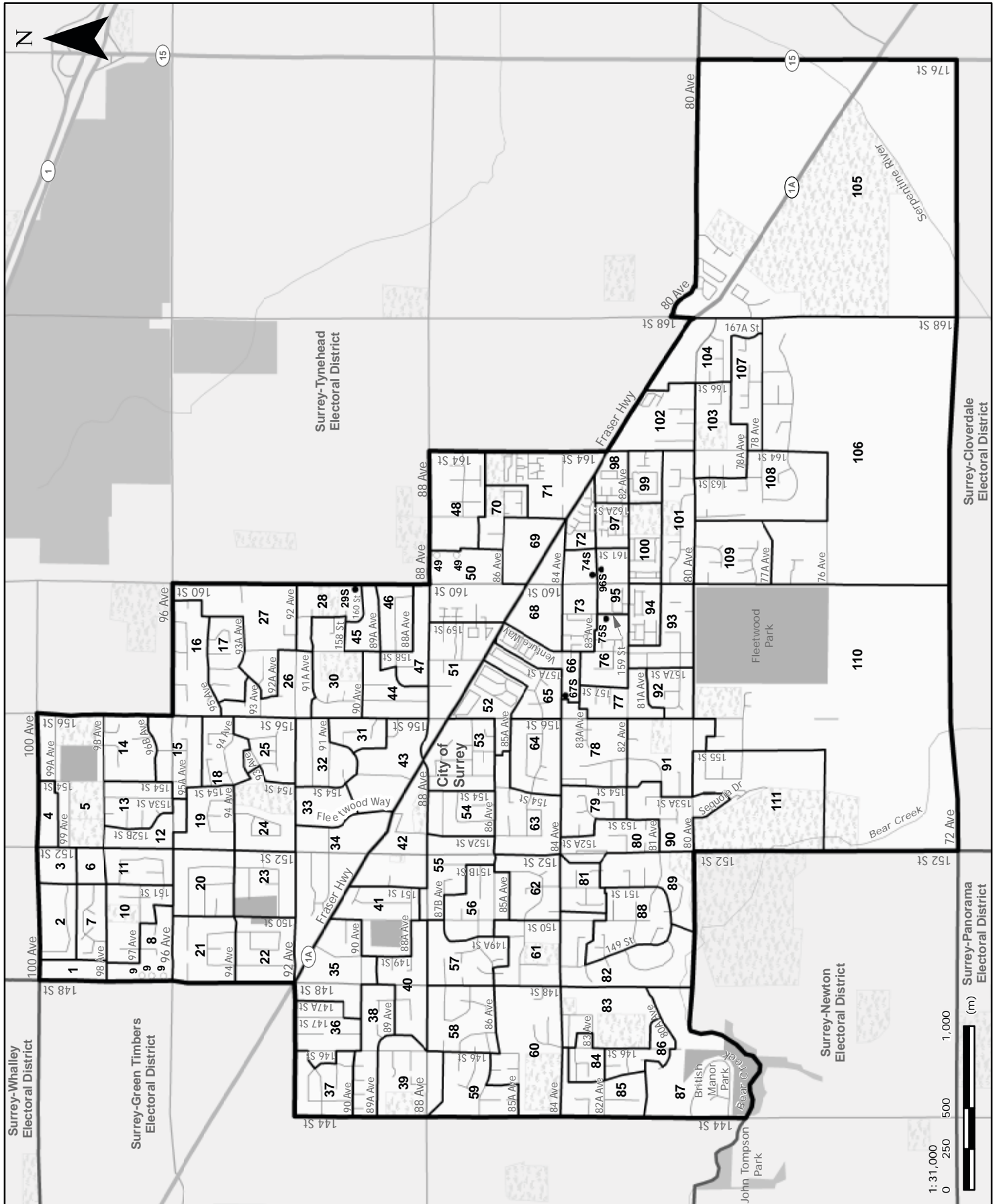
Registered voters who voted 22,158 55.03% Registered voters

Registered voters 40,268

Candidate elected: Kevin Falcon (LIB)

*1 Voting areas 44S, 67S and 102S combined

Surrey-Fleetwood (SRF)
MAP A - Surrey-Fleetwood Electoral District



	Jagrup Brar NDP	Christin Geall GP	Chamkaur (Cory) Sandhu CP	Jagmohan Singh LIB	Total valid votes	Rejected ballots	Registered voters
Advance voting							
Northwood United Church	2,060	183	136	1,582	3,961	28	
General voting							
Voting area							
1	65	17	5	55	142	0	276
2	71	8	5	55	139	0	327
3	61	7	8	43	119	1	329
4	33	7	5	14	59	0	231
5	46	6	7	38	97	0	286
6	53	13	7	24	97	0	211
7	119	12	7	46	184	0	348
8	70	9	10	49	138	4	285
9	42	10	6	58	116	1	285
10	64	10	7	28	109	0	203
11	94	9	8	40	151	1	284
12	49	7	1	27	84	0	245
13	55	5	3	28	91	2	301
14	59	10	4	45	118	0	343
15	52	6	8	36	102	1	313
16	35	7	8	42	92	1	333
17	51	8	4	49	112	1	311
18	58	13	4	72	147	0	286
19	91	5	4	38	138	1	280
20	74	7	4	43	128	2	357
21	68	8	12	46	134	0	338
22	59	11	9	40	119	2	299
23	57	7	4	32	100	3	280
24	67	10	2	38	117	1	287
25	57	13	1	46	117	1	311
26	79	10	5	34	128	2	328
27	48	4	7	52	111	0	330
28	30	2	4	23	59	1	192
29S *1	12	4	6	17	39	3	41
30	56	10	10	75	151	0	326
31	50	4	5	39	98	1	317
32	66	2	4	38	110	1	302
33	49	8	12	35	104	3	290
34	53	14	4	36	107	0	303
35	67	8	6	28	109	2	364
36	65	10	3	30	108	2	308
37	76	15	8	57	156	4	338
38	83	8	7	45	143	1	376
39	111	7	5	30	153	1	347
40	66	7	3	31	107	3	309

Surrey-Fleetwood (SRF)
Voting results by voting area

Statement of Votes
 39th Provincial General Election
 May 12, 2009

Voting area (continued)	Jagrup Brar	Christin Geall	Chamkaur (Cory) Sandhu	Jagmohan Singh	Total valid votes	Rejected ballots	Registered voters
	NDP	GP	CP	LIB			
41	66	8	5	36	115	2	365
42	37	10	5	18	70	3	280
43	35	2	7	32	76	0	299
44	49	7	6	40	102	2	291
45	47	9	25	108	189	6	319
46	37	6	0	23	66	0	255
47	40	7	5	24	76	1	254
48	92	8	0	66	166	1	309
49	57	9	8	48	122	1	322
50	58	3	6	44	111	2	365
51	51	3	8	44	106	2	424
52	56	12	9	32	109	0	313
53	66	8	12	61	147	0	343
54	44	14	5	29	92	0	272
55	80	9	5	30	124	2	339
56	74	14	7	41	136	2	310
57	95	9	3	34	141	2	360
58	74	11	3	70	158	1	356
59	80	4	7	61	152	4	356
60	75	11	5	47	138	0	365
61	96	2	1	30	129	0	337
62	91	15	14	54	174	2	356
63	63	10	5	59	137	0	345
64	55	19	4	48	126	0	316
65	57	7	6	29	99	1	272
66	44	6	6	45	101	0	353
67S *1	-	-	-	-	-	-	24
68	43	7	3	38	91	3	294
69	51	6	4	47	108	0	223
70	39	7	9	69	124	0	261
71	65	9	10	60	144	4	347
72	66	15	8	51	140	4	342
73	36	10	10	50	106	0	270
74S *2	-	-	-	-	-	-	63
75S	49	7	5	13	74	3	88
76	44	3	4	36	87	1	276
77	55	1	3	35	94	0	290
78	57	4	5	30	96	0	302
79	64	4	9	40	117	0	378
80	71	2	11	42	126	0	369
81	58	4	1	23	86	0	319
82	60	6	6	63	135	0	340
83	81	4	3	52	140	0	307
84	57	5	4	44	110	0	261
85	77	4	2	35	118	3	268
86	101	3	4	52	160	0	346
87	64	5	4	80	153	0	320
88	45	9	4	67	125	1	359
89	65	11	5	52	133	1	334
90	46	7	6	63	122	2	333

	Jagrup Brar	Christin Geall	Chamkaur (Cory) Sandhu	Jagmohan Singh	Total valid votes	Rejected ballots	Registered voters
Voting area (continued)	NDP	GP	CP	LIB			
91	76	6	7	92	181	1	336
92	80	11	12	52	155	2	317
93	80	12	7	45	144	0	346
94	35	6	8	61	110	0	324
95	42	3	3	43	91	0	288
96S *2	43	6	8	36	93	4	132
97	55	7	0	33	95	0	227
98	35	12	5	37	89	2	189
99	32	11	7	49	99	0	267
100	42	15	3	56	116	0	261
101	80	8	2	57	147	1	339
102	53	18	10	41	122	0	251
103	24	9	7	59	99	0	186
104	62	7	11	58	138	0	309
105	49	6	5	90	150	0	362
106	39	13	7	112	171	1	347
107	49	7	11	74	141	4	252
108	46	17	6	108	177	1	320
109	58	18	6	88	170	0	359
110	66	8	5	59	138	0	276
111	63	7	6	53	129	2	341
Sub totals	8,543	1,084	791	6,682	17,100	148	33,039
s. 98 Special	35	5	2	10	52	1	
s. 99 Absentee - in ED	168	18	13	94	293	15	
s. 100 Absentee - out of ED	48	12	5	25	90	12	
s. 101 Absentee - advance	14	0	1	5	20	0	
s. 104 Voting in DEO office	30	1	5	34	70	2	
s. 106 Voting by mail	14	0	1	10	25	0	
Grand totals	8,852	1,120	818	6,860	17,650	178	33,039
% of valid votes	50.15%	6.35%	4.63%	38.87%			

Surrey-Fleetwood (SRF)
Voting results by voting area

Summary

Valid votes - General and advance	17,100	96.88%	Total valid votes
s. 98 Special	52	0.29%	Total valid votes
s. 99 Absentee - in ED	293	1.66%	Total valid votes
s. 100 Absentee - out of ED	90	0.51%	Total valid votes
s. 101 Absentee - advance	20	0.12%	Total valid votes
s. 104 Voting in DEO office	70	0.40%	Total valid votes
s. 106 Voting by mail	25	0.14%	Total valid votes

Total valid votes 17,650

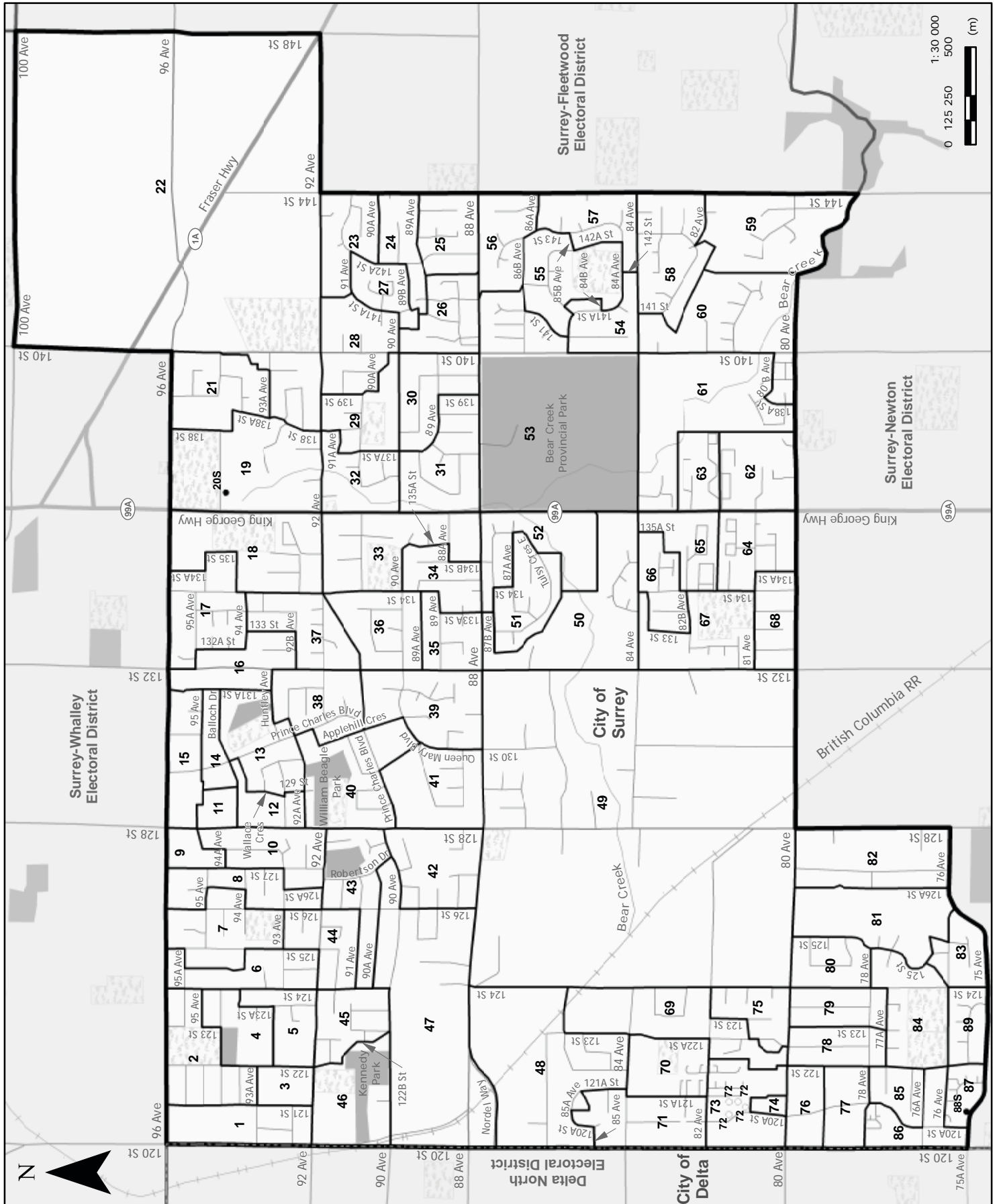
Rejected ballots	178	1.00%	Ballots cast
Registered voters who voted	17,828	53.96%	Registered voters

Registered voters 33,039

Candidate elected: Jagrup Brar (NDP)

*1 Voting areas 29S and 67S combined

*2 Voting areas 74S and 96S combined



Surrey-Green Timbers (SRG)
Voting results by voting area

Statement of Votes
 39th Provincial General Election
 May 12, 2009

	Sue Hammell	Dan Kashagama	Rani Mangat	Total valid votes	Rejected ballots	Registered voters
	NDP	GP	LIB			
Advance voting						
Surrey Alliance Church	1,690	59	528	2,277	20	
General voting						
Voting area						
1	83	5	41	129	2	306
2	168	5	28	201	1	366
3	61	10	32	103	3	308
4	113	4	17	134	1	334
5	94	1	41	136	0	355
6	104	1	19	124	4	397
7	183	3	40	226	2	393
8	164	4	48	216	2	401
9	39	2	14	55	1	285
10	98	2	38	138	2	312
11	38	3	7	48	0	302
12	87	8	28	123	1	338
13	103	7	29	139	1	325
14	87	7	32	126	0	302
15	80	1	38	119	2	332
16	97	8	38	143	3	324
17	76	7	30	113	0	394
18	93	0	41	134	0	365
19	60	1	27	88	1	277
20S *1	-	-	-	-	-	53
21	79	7	26	112	1	319
22	100	4	30	134	2	337
23	106	3	34	143	3	347
24	115	6	19	140	6	360
25	76	9	41	126	3	349
26	112	3	25	140	0	359
27	116	1	29	146	0	369
28	123	3	22	148	1	365
29	146	4	22	172	4	370
30	120	6	42	168	2	392
31	127	6	27	160	1	371
32	100	3	26	129	2	368
33	119	1	15	135	3	375
34	114	2	23	139	1	396
35	89	4	29	122	0	392
36	104	4	40	148	0	381
37	61	4	43	108	2	314
38	109	5	20	134	1	342
39	83	3	33	119	1	330
40	143	10	35	188	1	365

Surrey-Green Timbers (SRG)
Voting results by voting area

Voting area (continued)	Sue Hammell	Dan Kashagama	Rani Mangat	Total valid votes	Rejected ballots	Registered voters
	NDP	GP	LIB			
41	83	11	33	127	0	321
42	98	10	28	136	1	343
43	133	3	29	165	1	370
44	117	3	29	149	2	344
45	94	0	42	136	0	389
46	82	8	29	119	0	342
47	66	4	14	84	3	343
48	98	1	37	136	1	319
49	79	3	33	115	1	284
50	88	6	23	117	0	384
51	100	6	33	139	0	382
52	84	3	38	125	0	392
53	107	9	39	155	1	333
54	86	2	35	123	1	291
55	93	6	75	174	1	307
56	100	4	44	148	0	329
57	98	12	37	147	2	318
58	79	5	68	152	0	337
59	81	10	64	155	1	343
60	65	5	43	113	0	338
61	85	9	49	143	0	355
62	70	8	26	104	0	291
63	49	2	28	79	1	278
64	120	4	36	160	0	351
65	72	7	35	114	0	250
66	152	0	30	182	4	392
67	105	5	31	141	2	324
68	157	1	30	188	2	347
69	125	5	33	163	5	328
70	108	5	44	157	0	306
71	114	6	33	153	1	346
72	80	4	48	132	0	345
73	56	3	31	90	0	271
74	38	7	31	76	2	273
75	64	2	22	88	1	329
76	81	6	33	120	1	350
77	95	9	39	143	2	344
78	134	2	44	180	2	338
79	117	6	27	150	3	325
80	86	3	27	116	0	312
81	94	4	35	133	0	327
82	120	4	36	160	2	368
83	117	4	34	155	1	338
84	125	5	31	161	1	328
85	78	2	34	114	0	343
86	71	2	25	98	0	379
87	63	4	24	91	0	356
88S *1	49	3	12	64	3	52
89	154	0	26	180	0	374
Sub totals	10,270	459	3,404	14,133	128	29,799

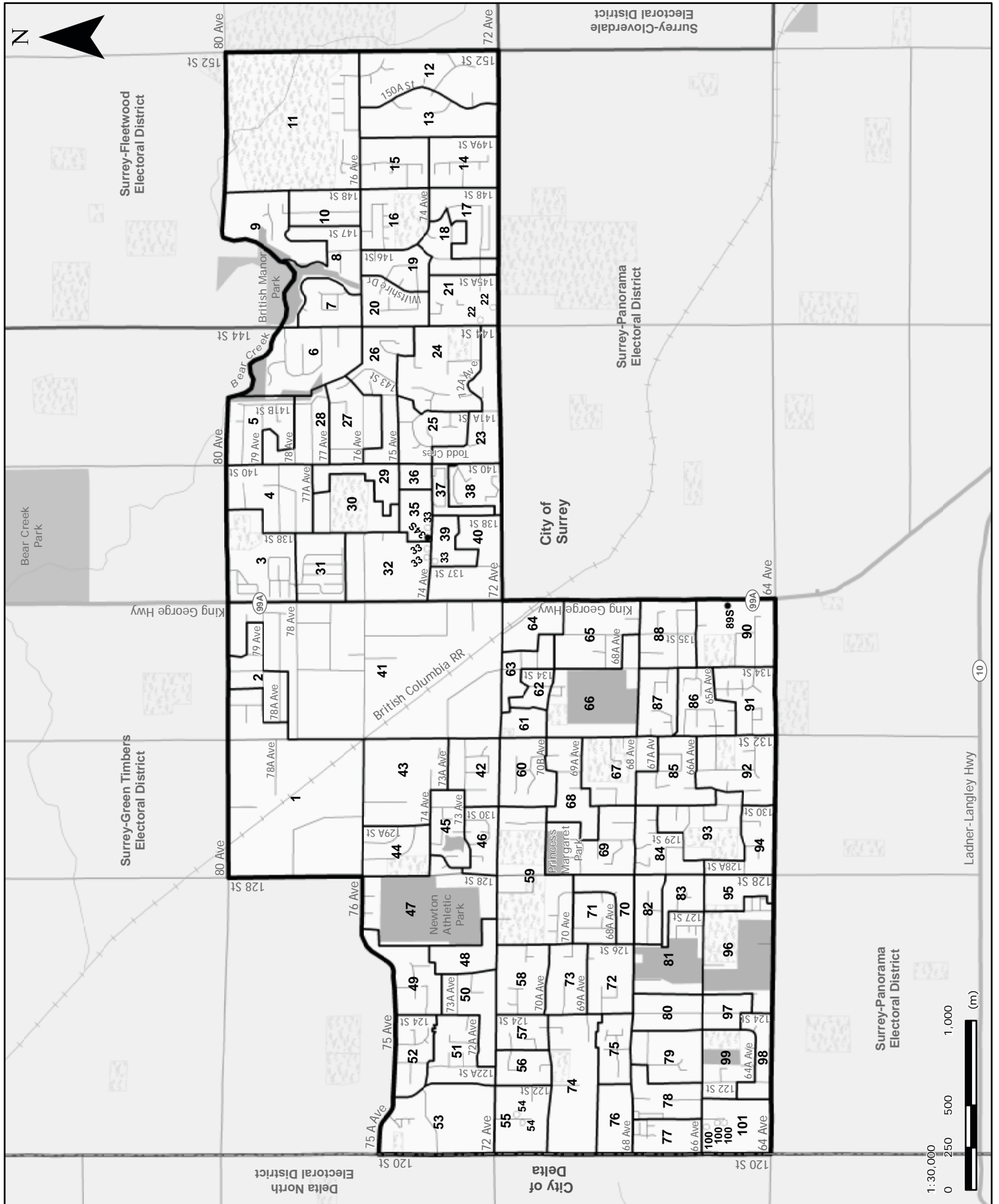
Surrey-Green Timbers (SRG)
Voting results by voting area

Statement of Votes
 39th Provincial General Election
 May 12, 2009

Voting area (continued)	Sue Hammell	Dan Kashagama	Rani Mangat	Total valid votes	Rejected ballots	Registered voters
	NDP	GP	LIB			
s. 98 Special	51	1	17	69	3	
s. 99 Absentee - in ED	449	16	144	609	5	
s. 100 Absentee - out of ED	122	7	30	159	14	
s. 101 Absentee - advance	23	3	7	33	3	
s. 104 Voting in DEO office	44	2	15	61	2	
s. 106 Voting by mail	7	0	7	14	2	
Grand totals	10,966	488	3,624	15,078	157	29,799
% of valid votes	72.73%	3.23%	24.04%			

Summary			
Valid votes - General and advance	14,133	93.73%	Total valid votes
s. 98 Special	69	0.46%	Total valid votes
s. 99 Absentee - in ED	609	4.04%	Total valid votes
s. 100 Absentee - out of ED	159	1.05%	Total valid votes
s. 101 Absentee - advance	33	0.22%	Total valid votes
s. 104 Voting in DEO office	61	0.40%	Total valid votes
s. 106 Voting by mail	14	0.10%	Total valid votes
Total valid votes	15,078		
Rejected ballots	157	1.03%	Ballots cast
Registered voters who voted	15,235	51.13%	Registered voters
Registered voters	29,799		
Candidate elected:	Sue Hammell (NDP)		

*1 Voting areas 20S and 88S combined



Surrey-Newton (SRN)
Voting results by voting area

Statement of Votes
 39th Provincial General Election
 May 12, 2009

	Harry Bains	Ajay Caleb	George Gidora	Trevor Loke	Total valid votes	Rejected ballots	Registered voters
	NDP	LIB	COMM	GP			
Advance voting							
Newton Fellowship Church	870	361	4	68	1,303	7	
St. Andrew's Presbyterian Church	1,478	367	6	54	1,905	19	
General voting							
Voting area							
1	52	16	1	0	69	0	257
2	97	5	0	2	104	1	318
3	102	41	0	10	153	0	310
4	129	48	1	8	186	3	363
5	70	22	0	9	101	2	308
6	54	59	2	8	123	0	355
7	47	26	0	1	74	0	323
8	113	34	0	3	150	0	406
9	102	24	1	4	131	3	370
10	73	33	0	8	114	0	293
11	85	71	0	5	161	2	404
12	46	61	0	9	116	0	247
13	27	76	0	6	109	0	198
14	87	39	1	2	129	0	303
15	79	50	2	8	139	1	321
16	59	63	0	12	134	2	278
17	104	75	0	10	189	0	350
18	55	73	3	10	141	1	253
19	88	37	2	7	134	0	299
20	52	12	0	3	67	0	290
21	58	16	0	4	78	0	233
22	26	30	1	9	66	0	206
23	85	25	0	14	124	2	323
24	86	53	0	12	151	1	371
25	113	31	1	11	156	0	353
26	89	33	0	9	131	0	351
27	68	34	0	8	110	1	334
28	81	42	0	11	134	1	291
29	57	26	0	11	94	0	239
30	48	27	0	5	80	0	244
31	67	17	2	13	99	0	309
32	71	31	2	14	118	0	358
33	65	41	1	15	122	0	312
34S *1	45	19	0	7	71	0	71
35	45	27	0	6	78	1	234
36	42	20	2	6	70	0	224
37	37	29	1	10	77	1	296
38	43	20	5	1	69	0	264
39	24	29	0	4	57	0	183
40	32	19	0	5	56	0	241

Voting area (continued)	Harry Bains	Ajay Caleb	George Gidora	Trevor Loke	Total valid votes	Rejected ballots	Registered voters
	NDP	LIB	COMM	GP			
41	87	5	0	0	92	0	275
42	80	8	0	6	94	0	353
43	105	10	0	6	121	0	311
44	123	18	0	0	141	0	294
45	103	27	1	4	135	1	334
46	75	37	1	18	131	0	304
47	94	26	0	5	125	1	367
48	41	18	0	10	69	1	315
49	94	15	0	0	109	0	344
50	61	16	0	1	78	1	363
51	88	29	1	4	122	1	366
52	111	31	0	4	146	0	321
53	64	47	0	5	116	2	266
54	44	25	0	8	77	0	197
55	37	30	0	5	72	0	230
56	121	16	0	2	139	3	325
57	68	9	0	1	78	0	230
58	76	22	0	1	99	0	297
59	107	28	0	1	136	2	351
60	110	42	1	6	159	2	373
61	72	37	1	10	120	0	259
62	90	45	0	10	145	3	293
63	61	14	0	3	78	0	180
64	33	11	0	8	52	1	185
65	82	26	2	11	121	2	320
66	61	29	2	6	98	1	231
67	98	24	0	1	123	0	352
68	111	37	0	4	152	1	375
69	123	33	0	3	159	0	363
70	74	15	0	0	89	0	306
71	109	13	0	2	124	2	311
72	86	21	0	0	107	0	327
73	75	15	0	2	92	1	283
74	86	22	0	4	112	0	317
75	107	14	0	5	126	2	328
76	75	46	0	9	130	1	273
77	36	39	1	5	81	0	340
78	76	26	1	1	104	1	300
79	92	22	0	3	117	1	334
80	91	19	0	0	110	1	332
81	85	22	0	3	110	3	329
82	90	23	0	2	115	0	396
83	95	26	0	1	122	0	309
84	103	51	1	7	162	0	342
85	82	33	0	5	120	0	321
86	119	54	0	6	179	4	364
87	90	39	0	10	139	2	315
88	87	35	0	10	132	0	331
89S *1	-	-	-	-	-	-	25
90	96	40	2	9	147	0	330

Surrey-Newton (SRN)
Voting results by voting area

Statement of Votes
 39th Provincial General Election
 May 12, 2009

Voting area (continued)	Harry Bains	Ajay Caleb	George Gidora	Trevor Loke	Total valid votes	Rejected ballots	Registered voters
	NDP	LIB	COMM	GP			
91	97	48	1	20	166	0	365
92	86	46	1	12	145	1	363
93	117	49	0	11	177	0	352
94	107	26	0	0	133	1	360
95	63	37	3	9	112	1	346
96	90	46	0	3	139	1	384
97	79	24	1	3	107	1	235
98	109	14	0	1	124	0	315
99	108	29	0	3	140	0	325
100	54	40	0	7	101	0	278
101	68	52	0	7	127	0	335
Sub totals	10,203	3,863	58	725	14,849	93	30,628
s. 98 Special	33	8	0	1	42	1	
s. 99 Absentee - in ED	329	97	0	26	452	3	
s. 100 Absentee - out of ED	112	28	0	4	144	21	
s. 101 Absentee - advance	17	7	0	3	27	0	
s. 104 Voting in DEO office	13	6	0	0	19	1	
s. 106 Voting by mail	2	2	0	0	4	0	
Grand totals	10,709	4,011	58	759	15,537	119	30,628
% of valid votes	68.92%	25.82%	0.37%	4.89%			

Summary

Valid votes - General and advance	14,849	95.57%	Total valid votes
s. 98 Special	42	0.27%	Total valid votes
s. 99 Absentee - in ED	452	2.91%	Total valid votes
s. 100 Absentee - out of ED	144	0.93%	Total valid votes
s. 101 Absentee - advance	27	0.17%	Total valid votes
s. 104 Voting in DEO office	19	0.12%	Total valid votes
s. 106 Voting by mail	4	0.03%	Total valid votes

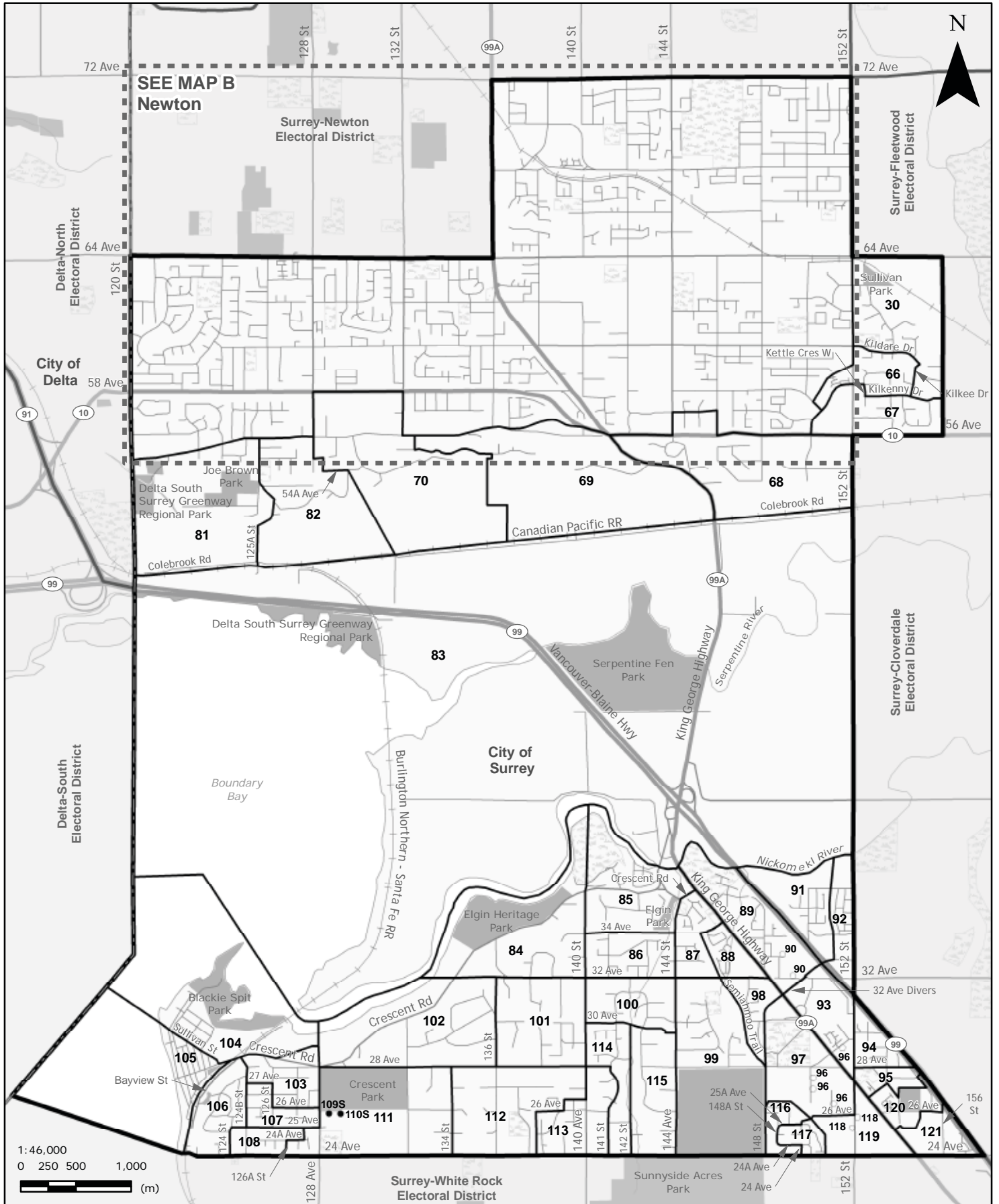
Total valid votes 15,537

Rejected ballots 119 0.76% Ballots cast
 Registered voters who voted 15,656 51.12% Registered voters

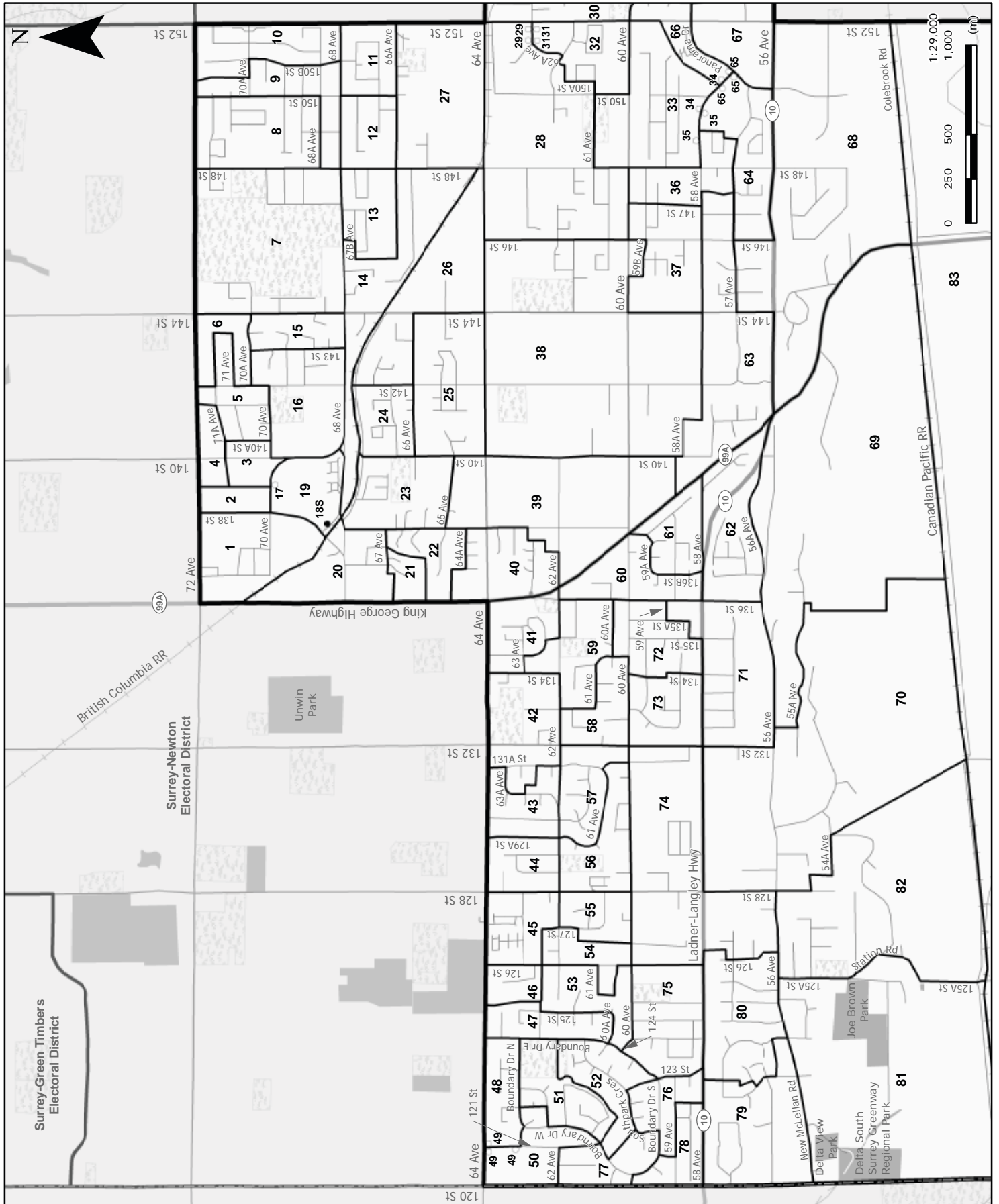
Registered voters 30,628

Candidate elected: Harry Bains (NDP)

*1 Voting areas 34S and 89S combined



Surrey-Panorama (SRP)
MAP B - Newton



Surrey-Panorama (SRP)
Voting results by voting area

	Stephanie Cadieux	Debbie Lawrance	Murray Weisenberger	Total valid votes	Rejected ballots	Registered voters
	LIB	NDP	GP			
Advance voting						
Hyland Elementary School	947	1,046	78	2,071	7	
Peace Portal Alliance Church	1,124	338	80	1,542	12	
General voting						
Voting area						
1	13	18	4	35	0	103
2	40	66	13	119	0	337
3	46	104	7	157	0	341
4	37	88	7	132	2	294
5	46	149	9	204	1	359
6	28	90	2	120	2	308
7	48	109	5	162	4	447
8	63	141	1	205	3	504
9	50	93	5	148	0	347
10	33	114	4	151	1	488
11	58	112	3	173	0	410
12	39	78	1	118	1	389
13	28	140	3	171	0	400
14	17	73	4	94	0	348
15	31	65	9	105	0	298
16	56	111	7	174	0	331
17	108	49	7	164	3	379
18S	46	29	4	79	2	83
19	49	54	5	108	0	294
20	35	40	2	77	2	225
21	20	44	3	67	0	211
22	34	58	6	98	1	280
23	59	86	10	155	0	354
24	35	67	8	110	2	309
25	56	98	5	159	1	403
26	57	40	5	102	0	318
27	68	80	1	149	1	254
28	97	59	13	169	0	408
29	76	55	16	147	0	361
30	129	45	9	183	0	363
31	102	23	6	131	0	290
32	107	74	20	201	0	419
33	108	55	8	171	4	383
34	76	40	6	122	1	277
35	63	33	8	104	0	246
36	96	43	10	149	0	351
37	82	55	8	145	0	349
38	78	67	7	152	1	392
39	49	58	6	113	1	350
40	22	60	4	86	1	311

Surrey-Panorama (SRP)
Voting results by voting area

Statement of Votes
 39th Provincial General Election
 May 12, 2009

	Stephanie Cadieux	Debbie Lawrance	Murray Weisenberger	Total valid votes	Rejected ballots	Registered voters
Voting area (continued)	LIB	NDP	GP			
41	58	95	9	162	2	316
42	59	97	10	166	0	376
43	69	105	14	188	1	375
44	31	105	6	142	0	313
45	45	85	10	140	0	332
46	25	69	6	100	0	260
47	133	40	10	183	0	337
48	94	86	7	187	0	360
49	47	40	3	90	0	158
50	118	51	8	177	0	321
51	123	55	16	194	0	362
52	127	77	9	213	0	315
53	57	55	4	116	1	271
54	35	79	4	118	1	272
55	49	130	1	180	3	402
56	80	99	6	185	1	367
57	75	91	8	174	0	334
58	67	81	4	152	3	360
59	81	104	8	193	1	394
60	50	111	5	166	2	397
61	43	73	9	125	0	367
62	79	60	9	148	4	347
63	106	41	6	153	1	316
64	80	46	21	147	1	348
65	73	36	8	117	0	257
66	125	37	12	174	2	386
67	93	44	3	140	0	361
68	79	44	8	131	0	343
69	124	24	8	156	2	304
70	142	54	7	203	0	377
71	69	51	10	130	0	310
72	65	85	11	161	2	353
73	75	81	8	164	2	339
74	53	65	4	122	1	321
75	55	78	1	134	0	307
76	95	87	6	188	0	329
77	91	58	7	156	0	275
78	120	32	7	159	0	343
79	90	48	6	144	0	302
80	131	41	9	181	0	349
81	83	39	11	133	0	236
82	124	55	10	189	2	348
83	49	28	5	82	0	322
84	69	13	5	87	0	211
85	133	32	14	179	1	355
86	128	17	0	145	0	308
87	108	18	6	132	0	296
88	139	20	13	172	1	334
89	77	22	13	112	0	298
90	98	31	4	133	0	260

	Stephanie Cadieux	Debbie Lawrance	Murray Weisenberger	Total valid votes	Rejected ballots	Registered voters
Voting area (continued)	LIB	NDP	GP			
91	84	29	10	123	0	373
92	107	18	8	133	0	364
93	55	30	10	95	0	277
94	69	31	18	118	2	274
95	77	46	24	147	0	325
96	90	35	10	135	1	293
97	69	35	8	112	0	261
98	98	21	5	124	1	273
99	145	35	12	192	0	344
100	107	35	10	152	2	296
101	139	33	7	179	0	345
102	142	35	22	199	0	375
103	95	72	31	198	0	363
104	103	45	13	161	1	324
105	87	56	21	164	0	322
106	102	50	29	181	0	353
107	93	57	32	182	2	346
108	108	38	24	170	2	284
109S	16	28	3	47	1	90
110S	25	38	9	72	0	153
111	122	54	19	195	2	354
112	125	43	7	175	1	325
113	109	17	8	134	1	301
114	105	14	1	120	0	235
115	76	14	9	99	0	204
116	70	13	9	92	0	203
117	62	13	8	83	1	217
118	105	23	6	134	0	321
119	76	34	15	125	1	367
120	67	51	27	145	0	315
121	78	58	11	147	0	270
Sub totals	11,381	8,363	1,234	20,978	105	38,685
s. 98 Special	22	31	4	57	1	
s. 99 Absentee - in ED	183	153	22	358	16	
s. 100 Absentee - out of ED	68	58	16	142	25	
s. 101 Absentee - advance	33	34	7	74	1	
s. 104 Voting in DEO office	116	27	6	149	3	
s. 106 Voting by mail	17	9	1	27	3	
Grand totals	11,820	8,675	1,290	21,785	154	38,685
% of valid votes	54.26%	39.82%	5.92%			

Surrey-Panorama (SRP)
Voting results by voting area

Statement of Votes
39th Provincial General Election
May 12, 2009

Summary

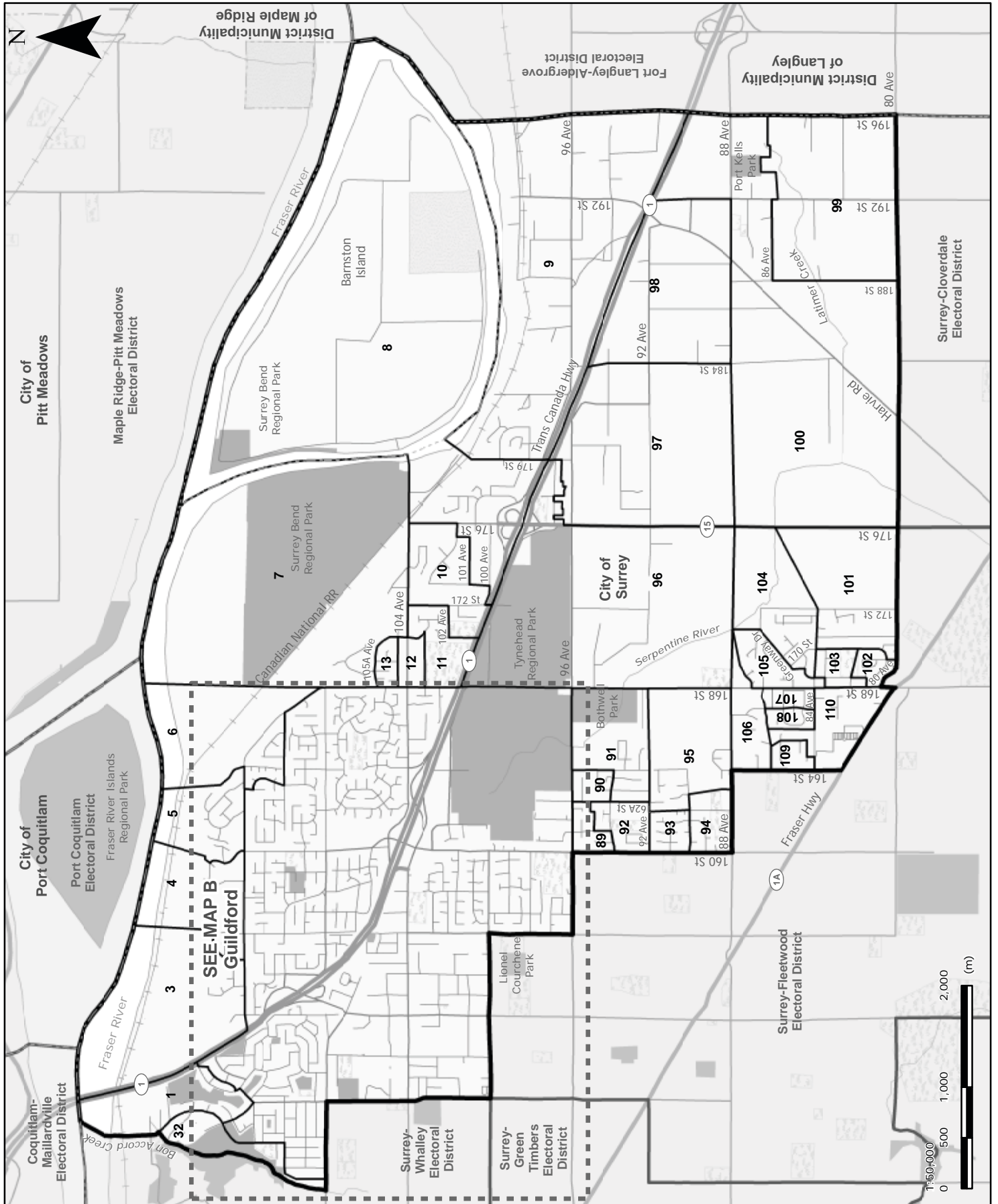
Valid votes - General and advance	20,978	96.30%	Total valid votes
s. 98 Special	57	0.26%	Total valid votes
s. 99 Absentee - in ED	358	1.64%	Total valid votes
s. 100 Absentee - out of ED	142	0.65%	Total valid votes
s. 101 Absentee - advance	74	0.34%	Total valid votes
s. 104 Voting in DEO office	149	0.68%	Total valid votes
s. 106 Voting by mail	27	0.13%	Total valid votes

Total valid votes 21,785

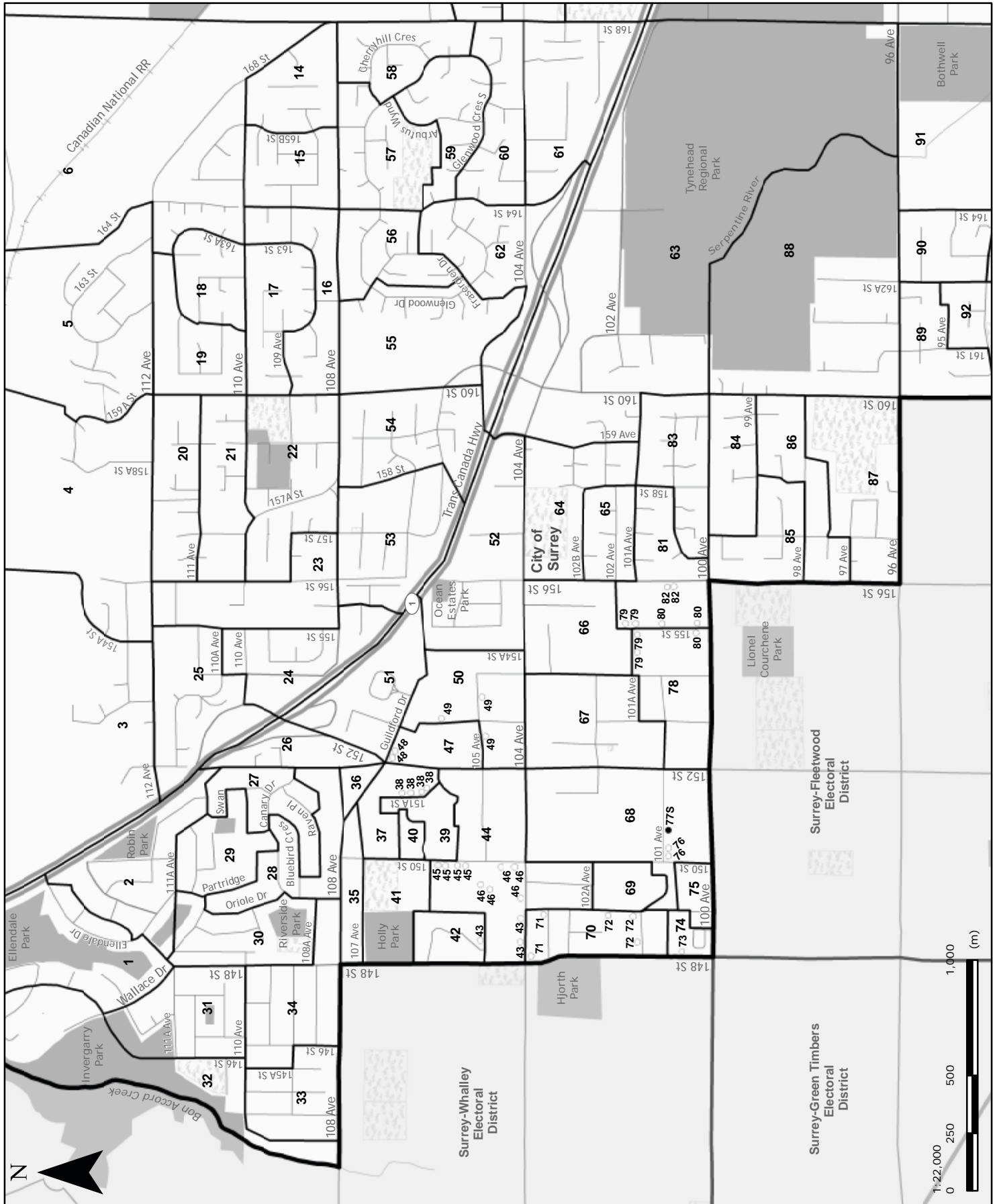
Rejected ballots 154 0.70% Ballots cast
Registered voters who voted 21,939 56.71% Registered voters

Registered voters 38,685

Candidate elected: Stephanie Cadieux (LIB)



Surrey-Tynehead (SRT)
MAP B - Guildford



	Dave Hayer	Gerald Singh	Pat Zanon	Total valid votes	Rejected ballots	Registered voters
	LIB	GP	NDP			
Advance voting						
Harold Bishop Elementary School	1,014	57	858	1,929	7	
Kwanglim Methodist Church	266	11	97	374	2	
General voting						
Voting area						
1	44	8	50	102	0	317
2	78	10	99	187	0	359
3	70	4	37	111	0	290
4	80	5	27	112	0	332
5	115	7	29	151	0	367
6	105	7	26	138	0	353
7	103	4	39	146	1	311
8	70	9	53	132	0	310
9	95	4	16	115	0	296
10	120	12	45	177	1	389
11	122	5	50	177	0	304
12	75	5	32	112	4	279
13	101	4	26	131	1	284
14	90	1	32	123	2	357
15	103	7	26	136	0	349
16	106	5	42	153	1	355
17	83	9	51	143	1	299
18	77	3	34	114	1	297
19	92	9	75	176	2	400
20	96	5	43	144	2	336
21	76	2	50	128	0	334
22	73	2	38	113	0	335
23	82	7	57	146	0	339
24	63	1	67	131	0	344
25	63	7	56	126	1	331
26	58	5	63	126	3	275
27	54	10	94	158	2	266
28	60	6	82	148	0	296
29	65	6	67	138	1	275
30	38	5	90	133	0	257
31	52	8	101	161	0	325
32	49	5	73	127	1	301
33	40	8	113	161	0	328
34	39	8	65	112	0	281
35	15	2	58	75	0	313
36	48	4	56	108	0	299
37	20	2	73	95	1	296
38	37	12	73	122	0	299
39	41	13	75	129	0	460
40 *1	-	-	-	-	-	44

Surrey-Tynehead (SRT)
Voting results by voting area

Statement of Votes
 39th Provincial General Election
 May 12, 2009

Voting area (continued)	Dave Hayer	Gerald Singh	Pat Zanon	Total valid votes	Rejected ballots	Registered voters
	LIB	GP	NDP			
41 *1	22	17	88	127	0	294
42	24	7	55	86	1	284
43	12	4	29	45	0	219
44	29	12	54	95	2	303
45	26	4	57	87	0	313
46	21	5	54	80	4	350
47	47	8	66	121	0	299
48	22	4	38	64	0	185
49	38	2	42	82	3	241
50	37	3	62	102	1	255
51	38	2	61	101	0	259
52	21	6	36	63	0	217
53	69	6	68	143	0	319
54	81	3	41	125	1	355
55	90	4	50	144	0	286
56	104	4	67	175	2	337
57	100	7	47	154	1	366
58	106	3	46	155	0	378
59	94	4	43	141	0	309
60	112	5	43	160	0	319
61	72	1	35	108	0	291
62	96	4	41	141	2	306
63	41	4	43	88	0	275
64	68	6	67	141	3	298
65	51	3	72	126	1	269
66	35	7	49	91	1	278
67	36	5	34	75	0	355
68	56	7	60	123	1	322
69	35	8	57	100	0	288
70	27	4	64	95	3	294
71	51	5	49	105	0	321
72	49	5	47	101	2	256
73	42	7	44	93	0	230
74	54	7	63	124	1	347
75	16	2	37	55	0	203
76	63	2	35	100	0	256
77S	13	5	30	48	0	93
78	46	1	38	85	0	342
79	48	8	45	101	0	346
80	27	6	60	93	1	308
81	39	6	74	119	2	335
82	25	0	44	69	0	219
83	71	5	79	155	2	328
84	51	4	55	110	2	346
85	60	5	76	141	1	355
86	81	6	71	158	1	354
87	45	1	89	135	0	301
88	60	8	61	129	0	352
89	48	9	79	136	0	331
90	76	7	42	125	0	297

Surrey-Tynehead (SRT)
Voting results by voting area

	Dave Hayer	Gerald Singh	Pat Zanon	Total valid votes	Rejected ballots	Registered voters
Voting area (continued)	LIB	GP	NDP			
91	127	4	66	197	1	401
92	97	5	85	187	2	378
93	91	9	69	169	3	366
94	62	1	64	127	1	323
95	125	2	56	183	0	442
96	62	7	58	127	1	306
97	78	10	42	130	3	273
98	101	10	48	159	2	305
99	53	8	39	100	0	227
100	110	9	51	170	0	334
101	92	8	88	188	0	393
102	89	3	51	143	1	296
103	97	9	49	155	2	355
104	135	6	62	203	2	441
105	102	4	65	171	2	378
106	71	2	28	101	0	242
107	80	4	44	128	0	313
108	64	3	36	103	1	313
109	80	3	43	126	1	257
110	92	7	41	140	0	328
Sub totals	8,461	676	6,910	16,047	94	34,037
s. 98 Special	29	3	23	55	5	
s. 99 Absentee - in ED	179	23	197	399	5	
s. 100 Absentee - out of ED	70	8	74	152	21	
s. 101 Absentee - advance	27	4	19	50	3	
s. 104 Voting in DEO office	41	1	28	70	3	
s. 106 Voting by mail	7	2	6	15	0	
Grand totals	8,814	717	7,257	16,788	131	34,037
% of valid votes	52.50%	4.27%	43.23%			

Surrey-Tynehead (SRT)
Voting results by voting area

Summary

Valid votes - General and advance	16,047	95.59%	Total valid votes
s. 98 Special	55	0.33%	Total valid votes
s. 99 Absentee - in ED	399	2.38%	Total valid votes
s. 100 Absentee - out of ED	152	0.91%	Total valid votes
s. 101 Absentee - advance	50	0.30%	Total valid votes
s. 104 Voting in DEO office	70	0.42%	Total valid votes
s. 106 Voting by mail	15	0.07%	Total valid votes

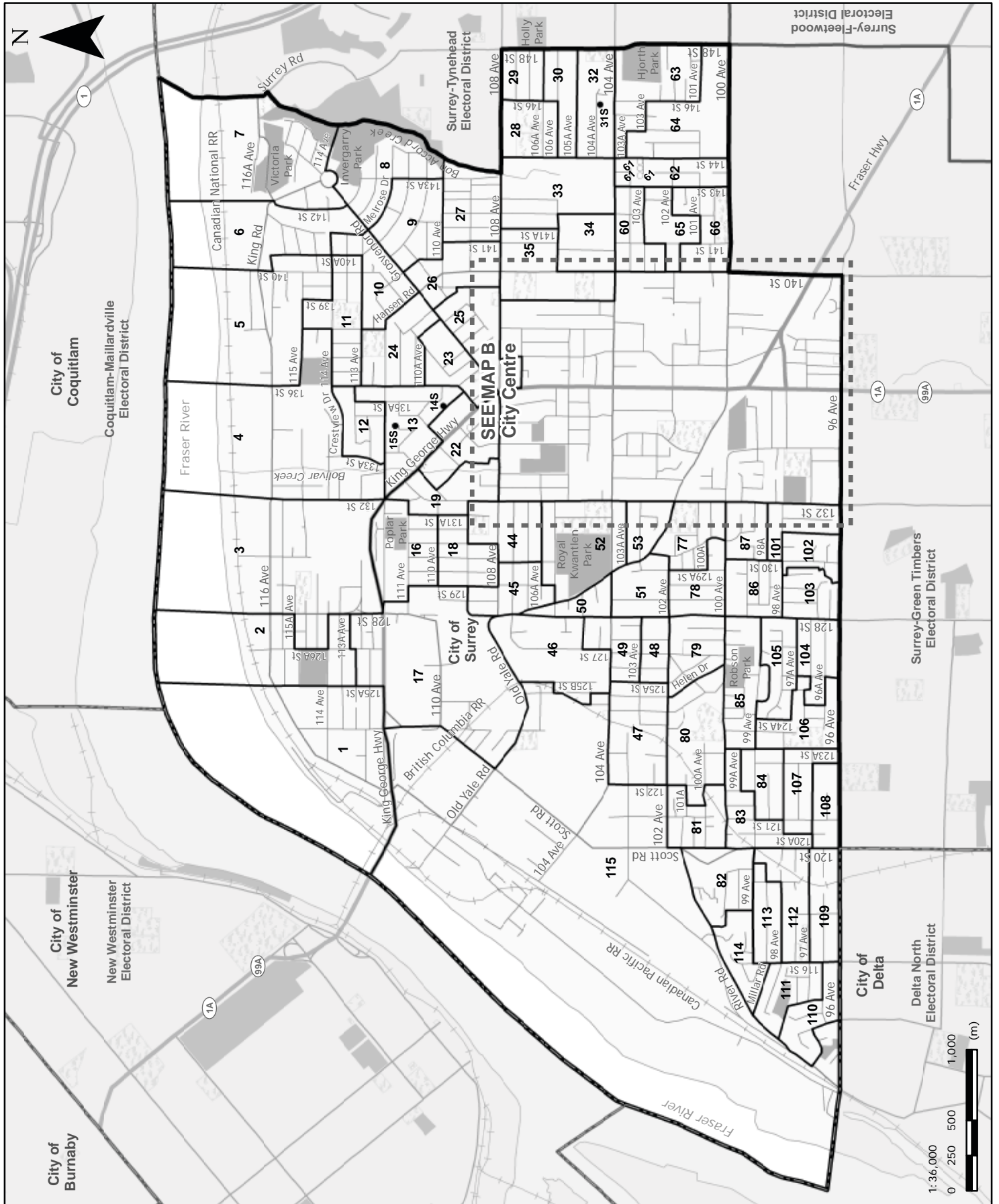
Total valid votes 16,788

Rejected ballots 131 0.77% Ballots cast
Registered voters who voted 16,919 49.71% Registered voters

Registered voters 34,037

Candidate elected: Dave Hayer (LIB)

*1 Voting areas 40 and 41 combined



Surrey-Whalley (SWH)
MAP B - City Centre



	Radhia Benalia	Bernadette Keenan	Bruce Ralston	Total valid votes	Rejected ballots	Registered voters
	LIB	GP	NDP			
Advance voting						
Christ the King Lutheran Church	321	94	985	1,400	9	
The Church of Jesus Christ of Latter-day Saints	235	64	543	842	6	
General voting						
Voting area						
1	17	9	72	98	3	275
2	23	21	107	151	0	312
3	35	15	115	165	1	381
4	32	13	65	110	2	304
5	34	12	105	151	0	344
6	39	10	110	159	1	352
7	46	9	67	122	0	329
8	50	11	97	158	1	335
9	30	3	97	130	3	362
10	40	12	76	128	2	347
11	59	12	115	186	2	365
12	31	11	102	144	4	360
13	24	18	72	114	1	344
14S *1	-	-	-	-	-	60
15S *1	30	7	38	75	1	41
16	36	15	82	133	0	359
17	22	13	69	104	4	307
18	41	2	77	120	0	354
19	24	2	47	73	3	321
20	24	3	32	59	0	345
21	42	9	35	86	0	391
22	16	2	39	57	1	323
23	12	8	62	82	0	291
24	26	11	109	146	2	344
25	24	8	64	96	2	296
26	26	9	74	109	1	294
27	63	12	86	161	2	376
28	20	3	74	97	5	269
29	17	4	66	87	0	207
30	52	9	96	157	2	294
31S *1	-	-	-	-	-	41
32	28	8	43	79	0	240
33	49	12	94	155	0	373
34	17	11	85	113	0	300
35	32	8	79	119	4	357
36	34	14	91	139	2	357
37	49	11	72	132	1	287
38	11	4	46	61	0	275
39	7	3	29	39	1	221
40	20	11	72	103	0	391

Surrey-Whalley (SWH)
Voting results by voting area

Statement of Votes
 39th Provincial General Election
 May 12, 2009

	Radhia Benalia	Bernadette Keenan	Bruce Ralston	Total valid votes	Rejected ballots	Registered voters
Voting area (continued)	LIB	GP	NDP			
41	28	5	36	69	1	286
42	8	6	25	39	2	240
43	28	12	57	97	0	345
44	24	18	99	141	2	361
45	25	9	82	116	1	296
46	45	12	91	148	1	375
47	59	9	92	160	3	354
48	20	10	87	117	1	299
49	25	9	78	112	3	283
50	20	3	72	95	1	247
51	34	7	95	136	3	335
52	33	15	76	124	0	331
53	21	3	68	92	0	264
54	20	7	65	92	1	315
55S	21	7	37	65	5	99
56	18	10	56	84	2	254
57	37	8	61	106	2	339
58S	23	3	28	54	1	75
59	32	8	36	76	0	181
60	13	4	66	83	2	302
61	20	4	50	74	1	241
62	28	12	79	119	2	299
63	30	4	54	88	2	309
64	23	8	65	96	0	239
65	28	12	86	126	0	296
66	30	7	78	115	2	301
67	28	4	34	66	1	209
68	36	4	49	89	1	294
69	9	9	38	56	0	250
70S	19	4	26	49	0	57
71	34	10	45	89	0	312
72	24	6	35	65	1	269
73	29	3	89	121	3	351
74S	20	6	55	81	2	122
75S	24	4	61	89	0	160
76	35	8	45	88	0	250
77	34	10	82	126	1	307
78	31	12	114	157	1	377
79	41	16	120	177	1	348
80	43	16	110	169	0	357
81	38	8	55	101	2	283
82	40	9	92	141	1	334
83	37	9	108	154	1	349
84	34	9	127	170	0	372
85	41	13	86	140	0	373
86	33	15	126	174	1	367
87	23	6	101	130	0	300
88	33	6	109	148	3	342
89	14	6	42	62	0	265
90	17	9	52	78	1	398

	Radhia Benalia	Bernadette Keenan	Bruce Ralston	Total valid votes	Rejected ballots	Registered voters
Voting area (continued)	LIB	GP	NDP			
91	23	4	58	85	2	314
92	27	11	45	83	0	230
93	11	4	38	53	0	203
94	19	4	75	98	1	263
95S *2	21	9	39	69	1	125
96	8	4	26	38	0	112
97	37	12	45	94	2	221
98	43	15	73	131	0	331
99	28	10	114	152	1	324
100S *2	-	-	-	-	-	9
101	23	4	115	142	1	332
102	29	1	74	104	2	278
103	47	9	75	131	1	296
104	29	3	137	169	2	362
105	35	9	141	185	0	398
106	29	11	132	172	3	369
107	26	5	115	146	2	365
108	30	12	108	150	4	367
109	40	9	118	167	2	375
110	32	15	78	125	0	265
111	55	14	97	166	0	308
112	36	4	127	167	0	369
113	28	13	110	151	3	345
114	50	8	73	131	0	278
115	30	2	56	88	0	282
Sub totals	3,884	1,119	9,978	14,981	151	33,557
s. 98 Special	12	2	40	54	0	
s. 99 Absentee - in ED	104	44	304	452	9	
s. 100 Absentee - out of ED	28	10	68	106	14	
s. 101 Absentee - advance	6	4	20	30	2	
s. 104 Voting in DEO office	46	7	40	93	0	
s. 106 Voting by mail	3	3	3	9	0	
Grand totals	4,083	1,189	10,453	15,725	176	33,557
% of valid votes	25.97%	7.56%	66.47%			

Surrey-Whalley (SWH)
Voting results by voting area

Summary

Valid votes - General and advance	14,981	95.27%	Total valid votes
s. 98 Special	54	0.34%	Total valid votes
s. 99 Absentee - in ED	452	2.87%	Total valid votes
s. 100 Absentee - out of ED	106	0.67%	Total valid votes
s. 101 Absentee - advance	30	0.19%	Total valid votes
s. 104 Voting in DEO office	93	0.59%	Total valid votes
s. 106 Voting by mail	9	0.07%	Total valid votes

Total valid votes 15,725

Rejected ballots 176 1.11% Ballots cast
 Registered voters who voted 15,901 47.39% Registered voters

Registered voters 33,557

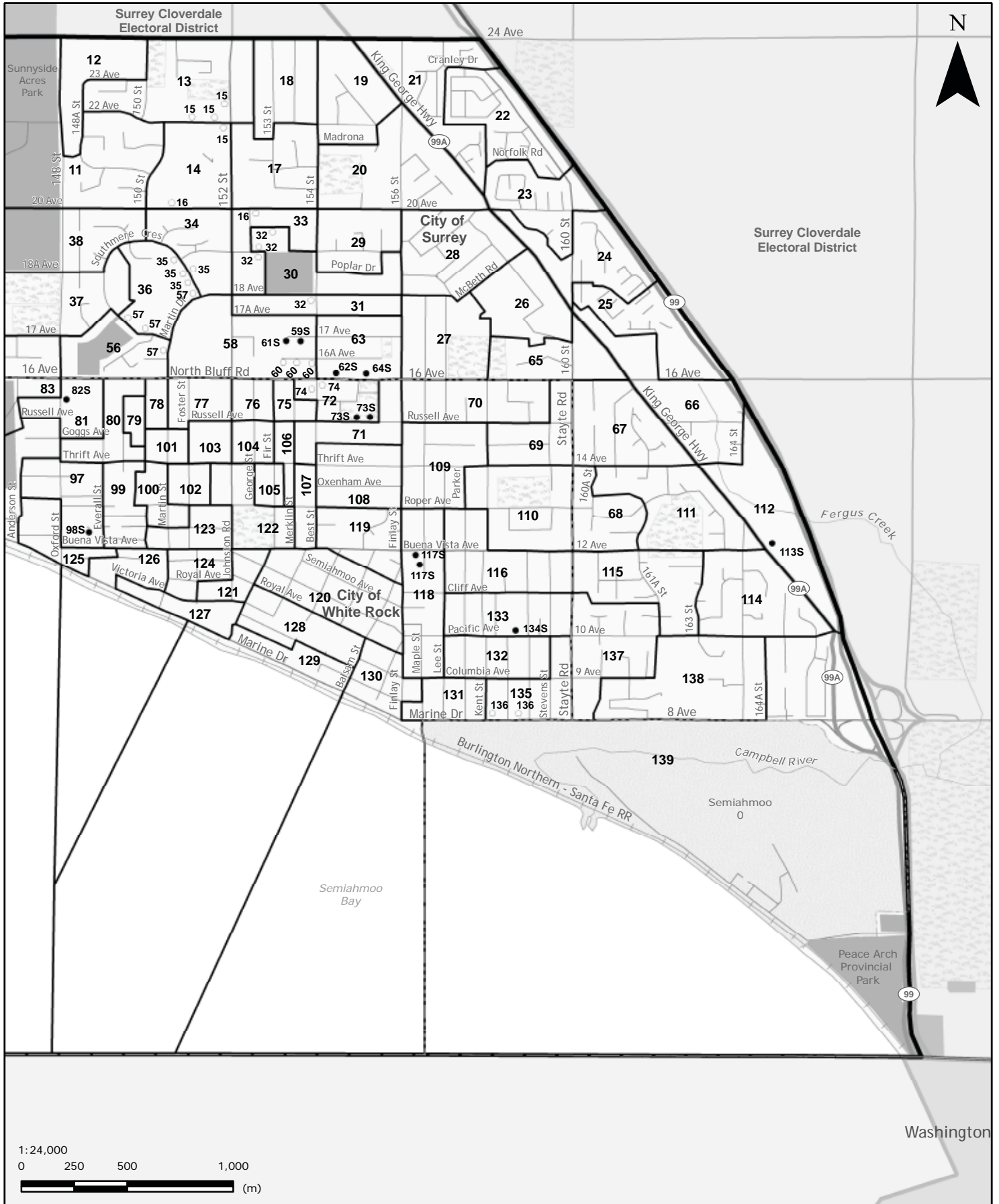
Candidate elected: Bruce Ralston (NDP)

*1 Voting areas 14S, 15S and 31S combined

*2 Voting areas 95S and 100S combined



**Surrey-White Rock (SWR)
MAP B - South Surrey**



Surrey-White Rock (SWR)
Voting results by voting area

	Drina Allen	David Charles Hawkins	Gordon Hogg	Don Pitcairn	Total valid votes	Rejected ballots	Registered voters
	NDP	RP	LIB	GP			
Advance voting							
Elks Hall	999	57	2,072	274	3,402	10	
Mount Olive Lutheran Church	368	22	1,157	102	1,649	3	
General voting							
Voting area							
1	37	0	157	21	215	0	351
2	44	5	182	19	250	0	389
3	39	4	109	15	167	0	303
4	36	1	151	18	206	0	326
5	20	3	135	14	172	0	304
6	20	2	146	4	172	0	351
7	24	2	147	6	179	0	354
8	11	1	152	4	168	1	375
9	9	0	138	2	149	0	325
10	27	0	98	9	134	0	289
11	38	2	105	12	157	0	351
12	92	1	20	0	113	1	264
13	34	5	67	6	112	1	323
14	34	2	74	10	120	1	296
15	34	2	58	12	106	1	252
16	22	0	43	0	65	0	164
17	31	3	85	10	129	1	331
18	37	2	47	15	101	0	251
19	43	4	47	20	114	0	222
20	34	1	64	14	113	0	312
21	68	2	94	11	175	0	336
22	70	2	76	11	159	2	297
23	81	6	87	14	188	1	304
24	31	0	44	10	85	0	221
25	62	5	101	8	176	2	441
26	56	2	68	14	140	0	324
27	42	2	64	18	126	0	271
28	55	0	81	17	153	0	339
29	42	4	80	6	132	0	236
30	34	3	87	15	139	3	263
31	47	4	68	10	129	1	287
32	38	2	92	6	138	0	277
33	39	3	81	9	132	0	271
34	38	2	67	10	117	0	313
35	16	4	31	7	58	0	262
36	17	4	54	9	84	2	279
37	34	4	91	11	140	2	291
38	48	3	110	11	172	0	333
39	24	0	81	14	119	2	303
40	58	2	116	7	183	2	330

Surrey-White Rock (SWR)
Voting results by voting area

Statement of Votes
 39th Provincial General Election
 May 12, 2009

Voting area (continued)	Drina Allen	David Charles Hawkins	Gordon Hogg	Don Pitcairn	Total valid votes	Rejected ballots	Registered voters
	NDP	RP	LIB	GP			
41	49	6	110	10	175	0	309
42	20	4	134	12	170	1	355
43	61	1	136	21	219	1	368
44	32	5	177	18	232	0	376
45	28	3	147	6	184	0	335
46	47	8	117	13	185	2	349
47	32	4	152	17	205	1	353
48	29	3	146	15	193	1	352
49	40	6	138	11	195	0	345
50	30	4	123	15	172	2	363
51	45	4	166	10	225	0	390
52S	7	2	30	3	42	3	85
53	63	4	106	17	190	2	336
54	55	2	110	16	183	0	318
55	53	3	69	20	145	0	317
56	24	5	62	14	105	3	311
57	25	2	25	7	59	0	253
58	25	3	43	5	76	0	297
59S	15	1	27	0	43	1	70
60	18	0	20	3	41	0	172
61S	14	3	49	3	69	0	84
62S	7	0	13	0	20	2	44
63	24	1	62	8	95	0	272
64S	18	3	40	2	63	0	79
65	41	1	40	8	90	0	186
66	36	8	89	13	146	1	313
67	52	6	88	21	167	0	359
68	43	6	74	15	138	1	217
69	58	1	64	16	139	2	262
70	31	2	64	16	113	0	252
71	32	6	53	20	111	0	289
72	18	1	47	5	71	0	229
73S	40	5	66	8	119	3	196
74	11	1	20	13	45	1	188
75	17	4	31	13	65	0	289
76	14	1	15	5	35	0	235
77	15	3	38	5	61	0	306
78	22	0	27	9	58	0	297
79	34	5	29	8	76	0	302
80	32	2	36	9	79	1	285
81	33	7	76	7	123	0	348
82S	18	4	35	5	62	3	76
83	52	2	84	16	154	1	330
84	45	0	121	10	176	0	347
85	47	2	73	20	142	0	254
86	58	2	122	8	190	2	349
87	61	2	97	12	172	1	324
88	69	3	132	23	227	0	349
89	41	0	94	30	165	1	288
90	57	2	110	16	185	0	336

Surrey-White Rock (SWR)
Voting results by voting area

	Drina Allen	David Charles Hawkins	Gordon Hogg	Don Pitcairn	Total valid votes	Rejected ballots	Registered voters
Voting area (continued)	NDP	RP	LIB	GP			
91	41	2	101	19	163	0	331
92	48	1	139	17	205	0	365
93	53	2	107	7	169	0	355
94	21	0	96	21	138	0	291
95	24	4	99	11	138	0	318
96	19	2	72	11	104	0	288
97	15	2	118	15	150	0	330
98S *1	-	-	-	-	-	-	21
99	28	3	68	14	113	0	323
100	37	5	59	9	110	2	343
101	41	7	59	18	125	0	331
102	34	4	53	13	104	1	302
103	25	4	58	11	98	0	210
104	18	0	15	2	35	0	154
105	31	3	45	6	85	1	261
106	32	6	31	9	78	0	252
107	27	4	53	10	94	1	283
108	28	3	78	6	115	0	281
109	36	4	77	23	140	0	269
110	51	4	88	20	163	1	316
111	45	2	116	10	173	1	289
112	43	2	53	6	104	1	204
113S *1	22	1	48	1	72	2	126
114	48	5	134	22	209	0	361
115	51	5	128	19	203	0	313
116	44	0	73	20	137	0	349
117S	12	3	38	3	56	1	109
118	38	7	87	15	147	1	359
119	37	3	84	4	128	2	312
120	38	3	88	20	149	0	327
121	28	2	70	11	111	0	273
122	41	3	63	5	112	0	308
123	28	0	90	13	131	1	346
124	32	1	66	9	108	0	241
125	29	1	65	8	103	0	278
126	23	0	75	20	118	0	298
127	18	3	78	14	113	0	271
128	32	0	100	13	145	1	330
129	28	0	60	14	102	0	263
130	26	1	76	9	112	0	307
131	32	2	48	16	98	0	282
132	44	0	106	22	172	0	352
133	28	1	70	14	113	1	284
134S	11	1	17	1	30	0	36
135	46	2	56	21	125	0	325
136	24	2	22	4	52	0	151
137	49	0	95	11	155	0	335
138	58	2	106	13	179	0	348
139	51	3	95	17	166	0	347
Sub totals	6,286	441	14,377	1,979	23,083	89	39,598

Surrey-White Rock (SWR)
Voting results by voting area

Statement of Votes
 39th Provincial General Election
 May 12, 2009

	Drina Allen	David Charles Hawkins	Gordon Hogg	Don Pitcairn	Total valid votes	Rejected ballots	Registered voters
	NDP	RP	LIB	GP			
s. 98 Special	48	5	85	13	151	3	
s. 99 Absentee - in ED	191	12	305	70	578	2	
s. 100 Absentee - out of ED	40	3	66	14	123	11	
s. 101 Absentee - advance	19	0	19	4	42	1	
s. 104 Voting in DEO office	64	3	232	32	331	6	
s. 106 Voting by mail	20	0	37	6	63	4	
Grand totals	6,668	464	15,121	2,118	24,371	116	39,598
% of valid votes	27.36%	1.90%	62.05%	8.69%			

Summary

Valid votes - General and advance	23,083	94.72%	Total valid votes
s. 98 Special	151	0.62%	Total valid votes
s. 99 Absentee - in ED	578	2.37%	Total valid votes
s. 100 Absentee - out of ED	123	0.50%	Total valid votes
s. 101 Absentee - advance	42	0.17%	Total valid votes
s. 104 Voting in DEO office	331	1.36%	Total valid votes
s. 106 Voting by mail	63	0.26%	Total valid votes

Total valid votes 24,371

Rejected ballots 116 0.47% Ballots cast
 Registered voters who voted 24,487 61.84% Registered voters

Registered voters 39,598

Candidate elected: Gordon Hogg (LIB)

*1 Voting areas 98S and 113S combined

Vancouver-Fairview (VFA)
Voting results by voting area

Statement of Votes
 39th Provincial General Election
 May 12, 2009

	Norris Matthew Barens	Graham Clark	Alexander Frei	Margaret MacDiarmid	Jenn McGinn	Vanessa Violini	Total valid votes	Rejected ballots	Registered voters
	RP	IND	REFD	LIB	NDP	GP			
Advance voting									
Fairview Presbyterian Church	1	6	2	1,060	731	120	1,920	3	
Ukrainian Catholic Centre	10	16	1	880	732	122	1,761	8	
Ukrainian Orthodox Auditorium	3	2	1	287	516	70	879	5	
General voting									
Voting area									
1	0	0	0	49	59	5	113	0	314
2	0	0	0	60	73	20	153	0	319
3	0	1	0	46	76	9	132	0	272
4	0	1	0	65	56	26	148	0	343
5	1	4	3	79	34	5	126	0	258
6	0	0	0	53	36	20	109	0	300
7	0	1	0	111	26	5	143	1	286
8	0	1	0	95	25	5	126	1	281
9	0	1	0	98	62	15	176	1	358
10	0	1	0	78	29	9	117	1	301
11	0	1	3	70	31	7	112	0	249
12	1	0	0	55	72	13	141	0	298
13	1	1	0	73	65	17	157	1	369
14	1	0	0	86	63	15	165	4	345
15	4	2	0	103	66	12	187	1	419
16	0	0	0	31	30	12	73	0	325
17	0	3	0	11	90	10	114	0	321
18	0	2	0	44	73	16	135	2	346
19	0	0	0	23	39	15	77	1	225
20	0	0	0	29	39	10	78	0	269
21	1	0	0	52	41	8	102	0	246
22	0	0	0	76	51	15	142	1	318
23	0	2	0	53	64	9	128	2	252
24	2	3	0	64	44	16	129	1	237
25	0	2	0	69	53	11	135	0	353
26	1	1	0	69	31	13	115	0	297
27	0	0	0	44	40	19	103	0	322
28S	0	0	0	24	20	2	46	1	91
29	0	0	0	34	14	2	50	0	174
30	0	0	0	31	23	4	58	0	245
31	0	1	0	61	53	12	127	0	276
32	0	6	0	51	58	17	132	0	266
33	0	3	1	96	53	18	171	1	365
34S *1	0	0	0	8	20	3	31	0	40
35	1	0	0	27	42	13	83	0	216
36	0	0	0	43	60	14	117	0	306
37	1	0	2	53	65	26	147	1	330
38	1	1	0	36	48	17	103	0	315
39	0	0	0	58	51	7	116	1	339
40	0	0	0	41	69	23	133	1	326

Vancouver-Fairview (VFA)
Voting results by voting area

	Norris Matthew Barens	Graham Clark	Alexander Frei	Margaret MacDiarmid	Jenn McGinn	Vanessa Violini	Total valid votes	Rejected ballots	Registered voters
Voting area (continued)	RP	IND	REFD	LIB	NDP	GP			
41	2	2	0	114	56	17	191	5	456
42	0	1	2	61	32	3	99	0	369
43S	0	1	0	16	15	1	33	0	84
44	2	2	1	43	29	11	88	1	250
45	0	0	0	33	49	14	96	0	277
46	0	0	1	41	62	20	124	0	324
47	0	3	0	36	75	19	133	1	343
48	0	2	1	58	68	20	149	0	358
49	0	1	0	10	63	10	84	1	237
50	0	2	0	30	66	18	116	1	340
51	0	0	0	18	85	17	120	0	314
52	0	1	0	35	102	22	160	0	381
53	0	2	0	54	77	20	153	0	326
54	1	1	0	69	59	13	143	2	348
55	0	2	0	46	73	18	139	1	359
56	0	0	0	34	48	14	96	1	260
57S	1	3	0	23	19	2	48	2	113
58	0	5	0	52	48	8	113	0	352
59	1	1	0	25	40	14	81	0	296
60	0	0	2	53	68	24	147	0	329
61	2	0	0	69	62	16	149	1	360
62	0	2	0	63	68	11	144	1	361
63S	1	0	0	20	19	1	41	2	70
64	0	1	0	73	72	9	155	0	384
65	0	0	0	43	36	23	102	0	293
66	0	1	0	44	35	16	96	0	338
67	0	1	0	35	64	13	113	0	324
68	1	0	0	61	40	11	113	0	310
69	2	0	0	55	44	18	119	0	306
70	0	0	0	97	49	9	155	0	316
71	0	1	0	78	67	19	165	1	359
72	0	2	0	66	35	6	109	1	327
73	1	1	0	44	48	9	103	1	295
74	1	1	0	42	45	19	108	0	393
75S	0	0	0	19	9	1	29	0	61
76	0	0	1	52	53	28	134	0	317
77	1	1	0	75	63	13	153	1	322
78	1	2	0	77	83	12	175	0	369
79	0	2	0	85	59	18	164	1	344
80	1	0	0	74	52	12	139	2	292
81	1	1	0	52	63	20	137	0	333
82	1	0	0	67	49	14	131	0	367
83	1	1	0	41	77	7	127	0	304
84	1	0	0	43	61	6	111	0	326
85	3	3	0	75	66	15	162	0	392
86	0	0	0	52	56	7	115	0	349
87	0	0	0	25	94	14	133	0	331
88	0	2	0	45	96	27	170	4	369
89	0	0	1	85	77	13	176	3	348
90	2	1	0	22	54	18	97	1	318

Vancouver-Fairview (VFA)
Voting results by voting area

Statement of Votes
 39th Provincial General Election
 May 12, 2009

	Norris Matthew Barens	Graham Clark	Alexander Frei	Margaret MacDiarmid	Jenn McGinn	Vanessa Violini	Total valid votes	Rejected ballots	Registered voters
Voting area (continued)	RP	IND	REFD	LIB	NDP	GP			
91	2	1	0	47	68	17	135	0	346
92	0	0	0	67	49	11	127	1	337
93	1	0	0	72	46	16	135	0	322
94	0	1	0	60	61	17	139	0	341
95	0	1	0	57	55	13	126	2	300
96	0	0	0	64	56	16	136	0	302
97	0	0	0	58	49	15	122	0	288
98	1	1	0	76	34	11	123	0	321
99	0	1	0	108	49	7	165	0	382
100	0	0	0	41	34	17	92	1	337
101	0	0	1	78	19	4	102	0	365
102	2	0	0	44	55	8	109	1	318
103	0	1	0	45	54	10	110	1	283
104	1	1	0	69	92	11	174	1	361
105	2	1	0	71	82	17	173	0	300
106	0	2	0	54	64	17	137	0	310
107	0	0	0	67	63	15	145	0	293
108	0	2	0	67	86	18	173	0	322
109	0	3	0	62	77	17	159	3	349
110	0	2	0	70	90	12	174	1	330
111	2	1	2	63	77	13	158	0	338
112	1	1	2	58	87	16	165	2	332
113	0	1	0	100	54	9	164	0	328
114	0	1	0	81	43	13	138	1	312
115	0	2	0	62	69	22	155	3	360
116	1	2	0	86	84	13	186	0	347
117	0	0	0	104	62	11	177	2	325
118	0	1	1	76	59	18	155	1	328
119	1	2	0	87	72	20	182	0	326
120	0	2	0	114	19	5	140	0	309
121	0	0	0	132	15	5	152	0	322
122	0	0	0	111	33	8	152	1	362
123	5	1	0	102	61	10	179	0	337
124	1	1	0	106	61	9	178	1	348
125S *1	-	-	-	-	-	-	-	-	30
126S *1	-	-	-	-	-	-	-	-	55
127	0	0	0	86	26	6	118	2	351
128	0	2	0	130	42	10	184	2	335
129	0	0	1	53	101	13	168	3	367
130	0	0	0	75	91	14	180	2	372
131	1	0	0	82	89	21	193	0	358
132	1	2	0	123	62	14	202	1	374
133	0	1	0	68	51	9	129	0	321
134S	0	2	0	17	12	2	33	0	40
135S	2	3	3	18	29	7	62	4	103
136	1	0	0	99	23	5	128	0	315
137	1	1	0	119	26	6	153	0	340
Sub totals	82	157	32	10,435	9,284	2,045	22,035	108	41,748

	Norris Matthew Barens	Graham Clark	Alexander Frei	Margaret MacDiarmid	Jenn McGinn	Vanessa Violini	Total valid votes	Rejected ballots	Registered voters
	RP	IND	REFD	LIB	NDP	GP			
s. 98 Special	0	0	0	31	52	11	94	5	
s. 99 Absentee - in ED	3	5	3	350	291	111	763	12	
s. 100 Absentee - out of ED	0	1	0	78	109	38	226	21	
s. 101 Absentee - advance	0	0	0	27	24	5	56	2	
s. 104 Voting in DEO office	0	1	2	83	80	17	183	2	
s. 106 Voting by mail	0	1	0	30	41	5	77	2	
Grand totals	85	165	37	11,034	9,881	2,232	23,434	152	41,748
% of valid votes	0.36%	0.70%	0.16%	47.09%	42.17%	9.52%			

Summary

Valid votes - General and advance	22,035	94.03%	Total valid votes
s. 98 Special	94	0.40%	Total valid votes
s. 99 Absentee - in ED	763	3.26%	Total valid votes
s. 100 Absentee - out of ED	226	0.96%	Total valid votes
s. 101 Absentee - advance	56	0.24%	Total valid votes
s. 104 Voting in DEO office	183	0.78%	Total valid votes
s. 106 Voting by mail	77	0.33%	Total valid votes

Total valid votes 23,434

Rejected ballots 152 0.64% Ballots cast

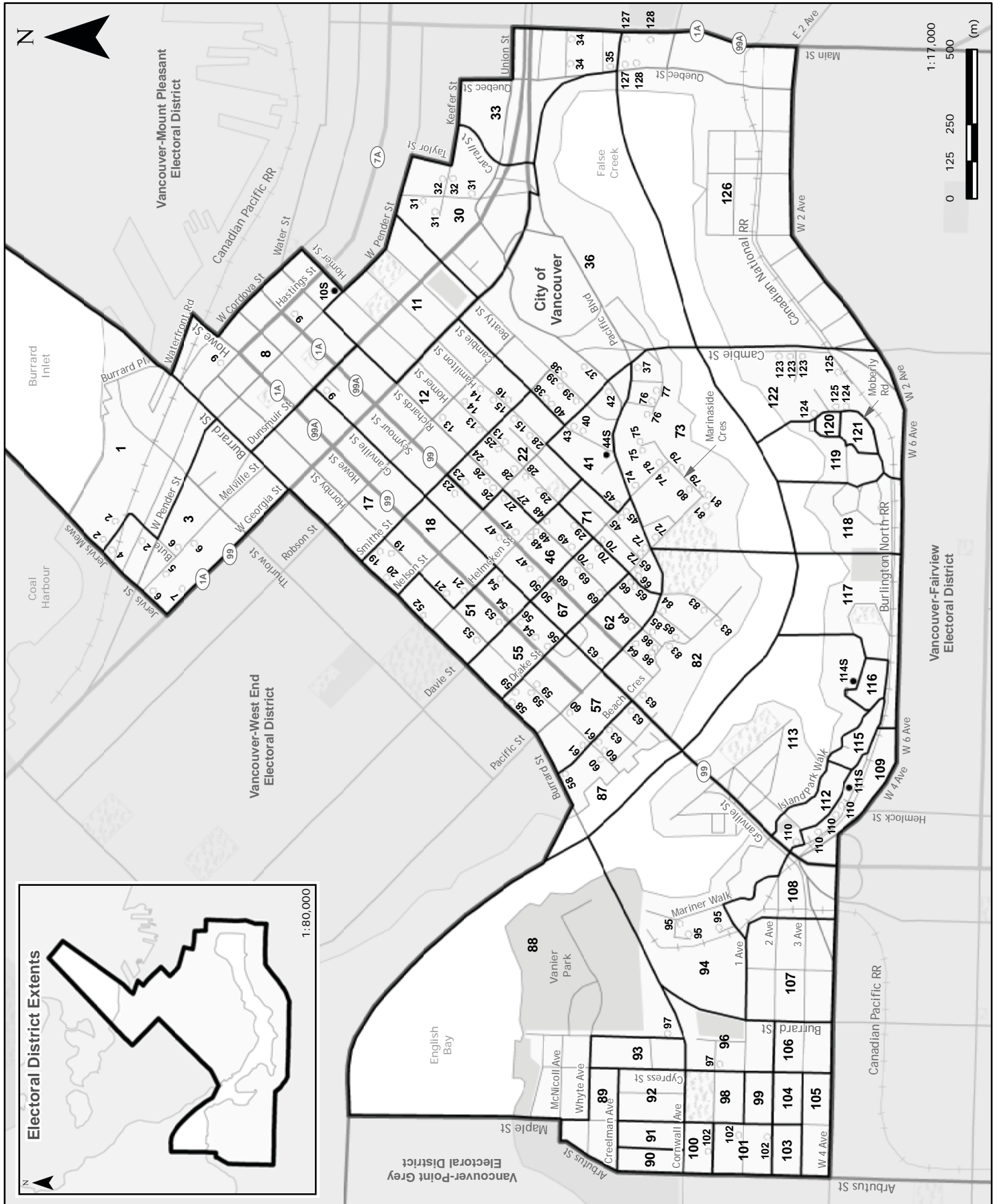
Registered voters who voted 23,586 56.50% Registered voters

Registered voters 41,748

Candidate elected: Margaret MacDiarmid (LIB)

*1 Voting areas 34S, 125S and 126S combined

Vancouver-False Creek (VFC)
MAP A - Vancouver-False Creek Electoral District



	Otto Grecz	Michael R. Halliday	David Robert Hutchinson	Damian Kettlewell	Mary McNeil	Jordan Parente	Total valid votes	Rejected ballots	Registered voters
	REFD	IND	CP	GP	LIB	NDP			
Advance voting									
Roundhouse Community Centre	5	7	45	217	1,685	579	2,538	7	
Science World	0	2	15	95	383	142	637	4	
General voting									
Voting area									
1	0	0	1	1	71	5	78	0	215
2	0	0	3	4	83	11	101	0	243
3	0	1	2	9	77	42	131	1	348
4	0	0	2	10	49	35	96	0	267
5	0	1	5	13	48	15	82	0	210
6	0	0	3	11	74	29	117	0	386
7 *1	0	5	2	11	61	25	104	1	245
8 *1	-	-	-	-	-	-	-	-	145
9	0	0	4	16	83	14	117	1	412
10S	0	2	1	0	8	21	32	1	70
11	0	0	1	17	58	32	108	0	361
12	1	0	1	18	57	17	94	1	259
13	0	0	4	11	72	16	103	0	352
14	2	0	1	8	47	25	83	0	242
15	0	1	3	10	63	37	114	2	374
16	0	0	1	12	35	18	66	0	204
17	0	0	7	6	36	19	68	0	180
18	0	0	2	3	30	23	58	1	194
19	0	0	0	13	80	18	111	0	337
20	0	0	2	9	28	25	64	0	213
21	0	1	2	9	42	32	86	1	330
22	0	2	2	14	59	13	90	1	322
23	0	2	0	25	42	32	101	0	368
24	1	0	3	4	44	12	64	1	217
25	0	0	2	14	41	13	70	1	289
26	0	0	1	11	47	31	90	0	286
27	0	0	3	13	52	22	90	1	299
28	0	0	6	7	68	16	97	0	374
29	0	0	3	11	48	11	73	0	278
30	1	0	1	35	140	44	221	3	531
31	0	1	4	19	73	36	133	2	367
32	0	0	3	16	53	28	100	0	348
33	0	0	0	20	70	30	120	1	315
34	1	0	7	11	46	51	116	2	339
35	0	0	1	11	55	13	80	1	232
36	1	1	3	12	55	30	102	0	258
37	0	0	2	7	44	32	85	0	365
38	0	0	3	19	69	25	116	1	371
39	0	0	2	8	40	18	68	0	277
40	0	1	1	9	50	20	81	0	326

Vancouver-False Creek (VFC)
Voting results by voting area

Statement of Votes
 39th Provincial General Election
 May 12, 2009

	Otto Grecz	Michael R. Halliday	David Robert Hutchinson	Damian Kettlewell	Mary McNeil	Jordan Parente	Total valid votes	Rejected ballots	Registered voters
Voting area (continued)	REFD	IND	CP	GP	LIB	NDP			
41	0	0	2	7	31	19	59	0	299
42	0	0	2	8	33	7	50	1	306
43	0	0	1	9	26	5	41	1	213
44S *1	-	-	-	-	-	-	-	-	76
45	1	0	2	10	47	29	89	1	323
46	0	0	2	9	40	23	74	0	278
47	0	1	3	18	64	48	134	2	393
48	1	0	4	14	33	63	115	1	294
49	0	1	1	9	31	14	56	0	167
50	0	0	4	12	39	34	89	0	286
51	0	0	1	3	15	14	33	0	139
52	0	0	3	4	32	12	51	1	197
53	0	0	4	23	61	49	137	0	391
54	0	0	5	13	33	32	83	2	304
55	0	1	3	11	37	16	68	2	256
56	0	0	1	8	21	22	52	0	209
57	0	0	6	12	51	17	86	0	253
58	0	1	1	10	20	19	51	1	181
59	1	0	2	28	28	52	111	2	356
60	0	0	2	9	61	20	92	0	290
61	0	0	3	13	61	15	92	0	291
62	1	0	1	5	19	16	42	1	197
63	2	1	2	7	52	30	94	2	349
64	0	0	0	15	44	16	75	0	367
65	0	0	6	12	57	28	103	1	299
66	0	3	5	13	51	21	93	0	309
67	0	0	8	12	48	19	87	1	326
68	0	0	1	8	25	18	52	0	216
69	0	1	1	20	68	15	105	0	314
70	0	0	2	8	45	20	75	0	247
71	0	1	1	5	55	8	70	1	279
72	0	0	5	9	59	23	96	0	289
73	0	0	3	7	76	13	99	0	254
74	1	0	2	12	54	5	74	0	272
75	1	0	2	9	81	15	108	0	376
76	0	0	2	14	65	10	91	2	290
77	0	1	3	15	62	8	89	0	239
78	0	0	3	5	40	11	59	0	209
79	1	0	4	6	72	11	94	1	256
80	0	0	2	14	21	49	86	0	214
81	0	0	2	4	77	6	89	0	281
82	0	0	2	0	51	2	55	0	141
83	0	0	2	2	84	6	94	0	312
84	0	0	2	11	45	8	66	0	212
85	0	3	2	14	82	17	118	1	367
86	0	0	1	11	70	18	100	1	375
87	0	0	4	11	110	27	152	1	524
88	0	0	1	27	76	18	122	0	220
89	0	2	0	14	50	28	94	0	189
90	0	0	1	23	43	10	77	0	164

	Otto Grecz	Michael R. Halliday	David Robert Hutchinson	Damian Kettlewell	Mary McNeil	Jordan Parente	Total valid votes	Rejected ballots	Registered voters
Voting area (continued)	REFD	IND	CP	GP	LIB	NDP			
91	0	0	0	18	36	16	70	0	159
92	0	0	6	34	74	58	172	3	340
93	0	0	1	19	66	26	112	1	250
94	0	1	2	7	97	34	141	0	301
95	0	0	1	13	121	44	179	0	357
96	0	0	1	8	25	18	52	1	130
97	1	1	4	16	52	42	116	0	286
98	0	1	6	21	47	34	109	1	273
99	1	1	2	24	37	45	110	0	244
100	0	1	1	11	26	25	64	1	165
101	0	1	0	19	61	51	132	0	302
102	0	1	5	24	43	30	103	1	259
103	0	0	1	23	51	33	108	1	262
104	0	0	3	29	31	37	100	0	243
105	0	2	1	18	39	42	102	1	279
106	0	2	7	22	53	44	128	0	311
107	0	0	0	7	29	19	55	0	116
108	0	0	2	26	63	72	163	1	318
109	0	0	4	21	44	29	98	0	183
110	0	1	3	39	67	120	230	0	375
111S *2	0	0	3	4	17	23	47	1	78
112	0	1	3	22	45	67	138	0	247
113	0	1	2	14	66	48	131	0	237
114S *2	-	-	-	-	-	-	-	-	23
115	0	0	0	15	39	42	96	0	145
116	0	0	2	21	24	47	94	1	192
117	0	0	0	13	30	92	135	0	179
118	0	2	2	26	40	77	147	1	242
119	0	0	1	5	35	26	67	0	145
120	0	2	1	7	19	36	65	1	157
121	0	1	0	12	39	27	79	0	183
122	0	0	0	11	26	31	68	0	145
123	0	1	8	19	62	30	120	0	309
124	0	0	5	19	98	35	157	1	342
125	1	1	0	23	79	54	158	0	326
126	0	0	4	1	19	13	37	0	96
127	1	0	2	10	56	22	91	3	318
128	0	0	2	17	83	34	136	0	356
Sub totals	25	64	361	1,950	8,551	4,166	15,117	79	34,211
s. 98 Special	0	0	3	7	17	18	45	1	
s. 99 Absentee - in ED	2	4	11	119	378	188	702	4	
s. 100 Absentee - out of ED	0	3	5	30	118	69	225	27	
s. 101 Absentee - advance	0	0	3	13	23	17	56	0	
s. 104 Voting in DEO office	0	2	0	14	95	26	137	5	
s. 106 Voting by mail	0	0	2	11	41	18	72	2	
Grand totals	27	73	385	2,144	9,223	4,502	16,354	118	34,211
% of valid votes	0.16%	0.45%	2.35%	13.11%	56.40%	27.53%			

Vancouver-False Creek (VFC)
Voting results by voting area

Summary

Valid votes - General and advance	15,117	92.44%	Total valid votes
s. 98 Special	45	0.27%	Total valid votes
s. 99 Absentee - in ED	702	4.29%	Total valid votes
s. 100 Absentee - out of ED	225	1.38%	Total valid votes
s. 101 Absentee - advance	56	0.34%	Total valid votes
s. 104 Voting in DEO office	137	0.84%	Total valid votes
s. 106 Voting by mail	72	0.44%	Total valid votes

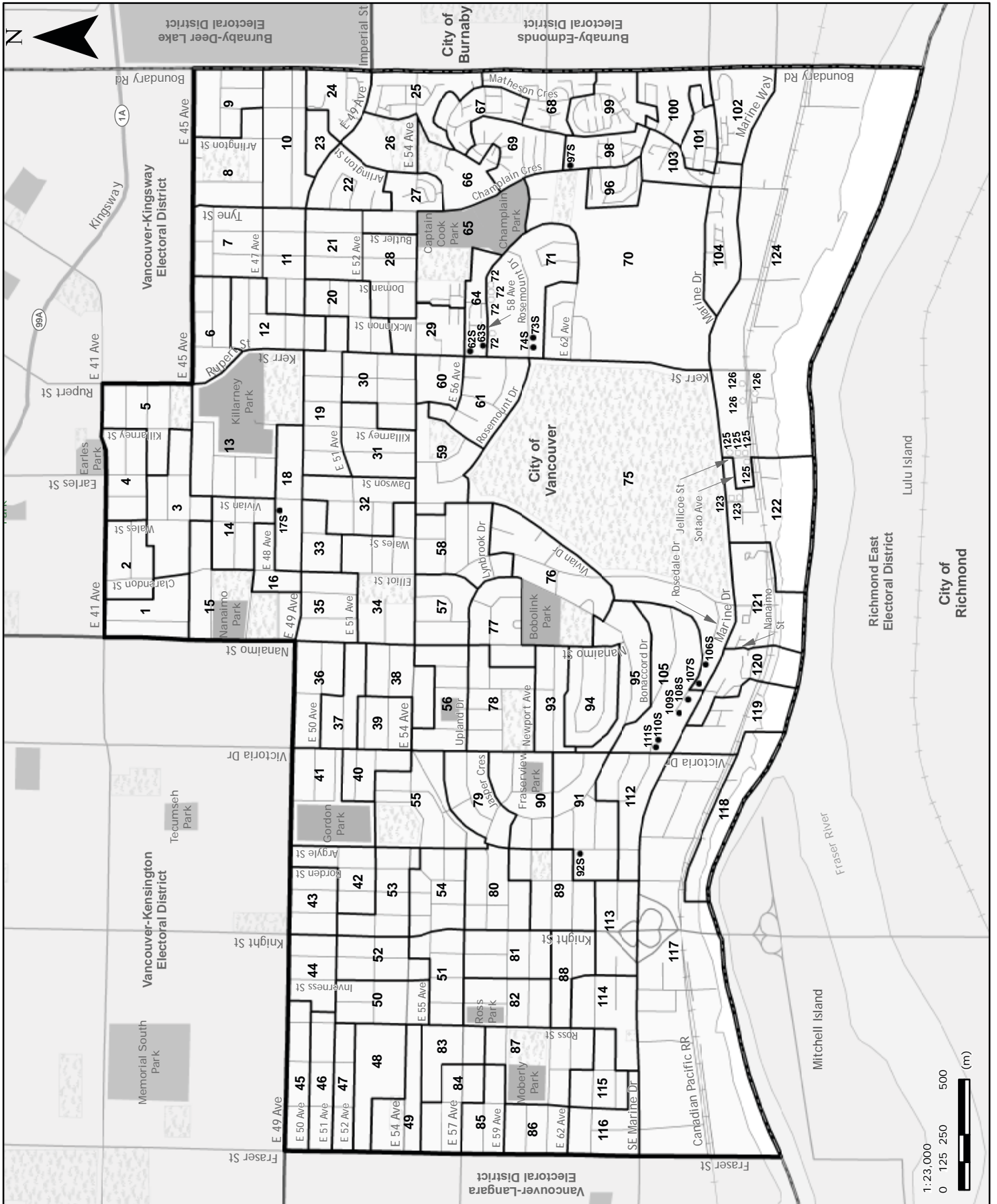
Total valid votes 16,354

Rejected ballots 118 0.72% Ballots cast
Registered voters who voted 16,472 48.15% Registered voters

Registered voters 34,211

Candidate elected: Mary McNeil (LIB)

*1 Voting areas 7, 8 and 44S combined
*2 Voting areas 111S and 114S combined



Vancouver-Fraserview (VFV)
Voting results by voting area

Statement of Votes
 39th Provincial General Election
 May 12, 2009

	Jodie Joanna Emery GP	Kash P. Heed LIB	Andrew Stevano REFD	Gabriel Yiu NDP	Total valid votes	Rejected ballots	Registered voters
Advance voting							
Khalsa Diwan Sikh Temple	36	491	6	510	1,043	6	
Killarney Community Centre	76	875	9	673	1,633	9	
General voting							
Voting area							
1	3	46	1	56	106	0	368
2	2	49	0	49	100	1	328
3	3	67	0	74	144	0	349
4	3	72	0	64	139	0	332
5	7	100	5	73	185	1	367
6	7	78	1	46	132	1	351
7	9	69	0	68	146	0	375
8	8	78	0	55	141	1	321
9	6	73	1	50	130	0	351
10	2	100	0	74	176	2	358
11	2	71	0	50	123	2	326
12	8	56	2	43	109	0	354
13	3	72	1	50	126	0	374
14	10	93	1	43	147	2	339
15	4	89	3	63	159	2	337
16	3	22	0	18	43	0	280
17S *1	5	28	1	43	77	1	55
18	0	38	1	65	104	0	312
19	7	94	1	71	173	1	361
20	5	53	1	46	105	0	269
21	5	51	0	48	104	0	328
22	4	63	1	63	131	0	284
23	2	52	2	87	143	2	357
24	10	37	2	93	142	0	344
25	15	122	0	55	192	1	342
26	5	66	0	68	139	1	286
27	8	67	2	61	138	0	311
28	8	98	1	38	145	1	318
29	4	100	0	36	140	2	327
30	4	58	0	52	114	1	333
31	3	53	0	55	111	0	338
32	3	76	0	59	138	1	358
33	11	54	2	43	110	2	258
34	7	113	2	56	178	3	345
35	7	89	2	65	163	1	361
36	3	72	0	45	120	0	362
37	8	69	2	40	119	1	324
38	7	66	2	69	144	1	356
39	4	84	0	38	126	2	291
40	1	56	0	44	101	0	314

Vancouver-Fraserview (VFV)
Voting results by voting area

Voting area (continued)	Jodie Joanna Emery	Kash P. Heed	Andrew Stevano	Gabriel Yiu	Total valid votes	Rejected ballots	Registered voters
	GP	LIB	REFD	NDP			
41	3	58	0	53	114	1	290
42	1	92	1	59	153	1	335
43	4	52	0	63	119	0	319
44	3	57	0	54	114	1	356
45	1	62	0	56	119	1	322
46	1	56	0	62	119	2	318
47	4	53	2	60	119	2	336
48	4	97	1	65	167	1	335
49	14	59	1	92	166	1	339
50	11	73	2	88	174	1	361
51	4	51	0	67	122	0	337
52	6	47	0	44	97	1	305
53	3	51	0	50	104	2	362
54	9	56	0	49	114	0	355
55	4	61	0	60	125	1	325
56	1	83	2	41	127	0	336
57	8	90	1	44	143	4	359
58	11	91	2	63	167	3	362
59	9	71	3	55	138	0	329
60	8	45	3	86	142	1	350
61	2	83	0	67	152	0	346
62S *2	9	46	4	37	96	2	37
63S *2	-	-	-	-	-	-	54
64	8	17	1	73	99	1	274
65	3	86	0	31	120	2	278
66	9	38	0	132	179	1	350
67	7	66	0	92	165	2	351
68	11	56	0	61	128	2	304
69	13	67	0	89	169	3	353
70	4	98	0	44	146	2	332
71	11	101	0	46	158	1	332
72	10	72	0	61	143	2	378
73S *4	-	-	-	-	-	-	38
74S *4	-	-	-	-	-	-	25
75	3	103	1	69	176	0	372
76	4	119	0	47	170	1	377
77	6	83	1	38	128	2	331
78	3	80	0	46	129	1	318
79	9	75	4	40	128	1	310
80	4	79	1	41	125	0	332
81	2	66	1	91	160	0	385
82	6	50	0	79	135	0	313
83	6	47	0	84	137	1	368
84	3	57	0	72	132	1	385
85	4	39	0	90	133	1	314
86	1	23	1	64	89	0	350
87	6	33	1	72	112	2	376
88	5	47	1	57	110	2	335
89	4	54	0	40	98	0	345
90	4	91	0	65	160	0	339

Vancouver-Fraserview (VFV)
Voting results by voting area

Statement of Votes
 39th Provincial General Election
 May 12, 2009

Voting area (continued)	Jodie Joanna Emery	Kash P. Heed	Andrew Stevano	Gabriel Yiu	Total valid votes	Rejected ballots	Registered voters
	GP	LIB	REFD	NDP			
91	5	107	0	39	151	2	403
92S *3	4	44	4	44	96	1	97
93	4	88	0	51	143	1	296
94	4	98	0	37	139	1	377
95	2	76	1	51	130	2	346
96	10	76	1	92	179	3	360
97S *1	-	-	-	-	-	-	77
98	14	43	1	110	168	0	319
99	8	56	1	90	155	0	320
100	13	36	0	103	152	0	293
101	8	19	1	76	104	1	304
102	6	29	0	56	91	0	302
103	11	39	0	85	135	0	327
104	6	68	1	51	126	0	332
105	5	92	1	59	157	2	377
106S *4	6	33	0	42	81	3	32
107S *4	-	-	-	-	-	-	26
108S *4	-	-	-	-	-	-	23
109S *4	-	-	-	-	-	-	20
110S *3	-	-	-	-	-	-	46
111S *2	-	-	-	-	-	-	76
112	3	55	0	33	91	1	310
113	5	47	5	56	113	0	292
114	4	44	1	76	125	5	357
115	3	56	0	70	129	6	344
116	9	32	0	41	82	1	332
117	6	50	3	57	116	0	326
118	8	68	1	56	133	0	327
119	4	57	1	56	118	0	316
120	10	30	0	61	101	2	294
121	16	89	0	45	150	1	359
122	11	56	0	43	110	0	315
123	5	35	0	23	63	0	258
124	6	39	0	41	86	0	417
125	11	34	1	32	78	0	232
126	5	31	1	18	55	1	253
Sub totals	806	8,868	110	8,032	17,816	134	38,262
s. 98 Special	15	128	3	51	197	6	
s. 99 Absentee - in ED	62	408	5	509	984	11	
s. 100 Absentee - out of ED	16	65	0	127	208	18	
s. 101 Absentee - advance	1	21	0	30	52	5	
s. 104 Voting in DEO office	4	49	0	29	82	1	
s. 106 Voting by mail	0	10	0	23	33	0	
Grand totals	904	9,549	118	8,801	19,372	175	38,262
% of valid votes	4.67%	49.29%	0.61%	45.43%			

Summary

Valid votes - General and advance	17,816	91.97%	Total valid votes
s. 98 Special	197	1.02%	Total valid votes
s. 99 Absentee - in ED	984	5.08%	Total valid votes
s. 100 Absentee - out of ED	208	1.07%	Total valid votes
s. 101 Absentee - advance	52	0.27%	Total valid votes
s. 104 Voting in DEO office	82	0.42%	Total valid votes
s. 106 Voting by mail	33	0.17%	Total valid votes

Total valid votes 19,372

Rejected ballots 175 0.90% Ballots cast
Registered voters who voted 19,547 51.09% Registered voters

Registered voters 38,262

Candidate elected: Kash P. Heed (LIB)

*1 Voting areas 17S and 97S combined

*2 Voting areas 62S, 63S and 111S combined

*3 Voting areas 92S and 110S combined

*4 Voting areas 73S, 74S, 106S, 107S, 108S and 109S combined

Vancouver-Hastings (VHA)
MAP A - Vancouver-Hastings Electoral District



Vancouver-Hastings (VHA)
Voting results by voting area

	Ryan Daniel Conroy GP	Haida Lane LIB	Dietrich Pajonk SEX	Donna Petersen PF	Shane Simpson NDP	Chris Telford WLP	Total valid votes	Rejected ballots	Registered voters
Advance voting									
St. David's Church	144	404	8	6	945	21	1,528	8	
Thunderbird Community Centre	30	194	2	0	287	3	516	0	
General voting									
Voting area									
1	13	24	0	1	60	1	99	0	312
2	12	12	1	1	44	2	72	1	314
3	14	25	0	0	111	4	154	0	328
4	16	48	0	0	88	3	155	0	329
5	8	51	1	0	81	0	141	1	331
6	14	34	0	0	85	0	133	2	343
7	17	39	0	0	98	0	154	1	323
8	8	41	0	3	77	1	130	1	350
9	13	40	1	2	43	0	99	0	192
10	17	83	2	2	70	3	177	3	296
11	21	83	2	1	94	1	202	2	347
12	16	72	0	0	74	1	163	2	334
13	9	62	2	0	64	0	137	0	332
14	17	46	3	0	92	1	159	0	335
15	14	39	3	0	96	4	156	2	339
16	12	41	1	0	74	3	131	1	341
17	11	21	0	0	78	0	110	0	299
18	12	11	2	1	66	1	93	0	269
19	11	17	0	1	58	0	87	0	259
20	9	17	0	1	61	1	89	0	302
21	5	10	0	1	48	0	64	0	297
22	11	14	2	0	52	0	79	3	319
23	14	10	0	1	49	1	75	0	252
24	9	11	0	0	57	1	78	0	260
25	5	7	0	0	26	0	38	0	212
26	14	9	0	1	55	3	82	0	304
27	15	29	1	0	49	1	95	0	308
28	11	32	0	2	79	0	124	0	301
29	11	46	0	0	72	0	129	3	283
30	18	48	1	1	89	0	157	1	307
31	12	64	0	0	40	0	116	1	304
32	6	46	0	0	68	0	120	1	299
33	8	54	1	1	66	2	132	2	327
34	5	63	0	0	68	0	136	0	300
35	9	77	1	0	61	2	150	2	374
36	8	58	2	1	65	2	136	1	307
37	14	41	1	0	68	1	125	1	299
38S	3	5	0	1	19	0	28	1	61
39	5	27	1	0	117	0	150	0	323
40	2	46	0	1	74	0	123	1	341

Vancouver-Hastings (VHA)
Voting results by voting area

Statement of Votes
 39th Provincial General Election
 May 12, 2009

	Ryan Daniel Conroy	Haida Lane	Dietrich Pajonk	Donna Peterson	Shane Simpson	Chris Telford	Total valid votes	Rejected ballots	Registered voters
Voting area (continued)	GP	LIB	SEX	PF	NDP	WLP			
41	4	61	0	0	58	1	124	2	349
42	7	82	0	0	56	2	147	0	338
43	8	60	0	0	55	1	124	2	302
44	8	57	0	0	67	0	132	0	335
45	15	77	1	0	96	3	192	0	383
46	8	38	2	0	56	1	105	0	320
47	13	26	0	0	67	3	109	1	264
48	14	38	3	0	83	3	141	0	328
49	13	24	0	1	64	2	104	1	351
50	24	20	3	0	97	3	147	3	298
51	27	24	0	2	71	2	126	1	290
52	11	16	0	0	49	1	77	0	234
53	12	14	0	0	59	1	86	0	281
54	12	20	1	0	78	4	115	2	300
55	13	14	1	1	93	0	122	2	345
56	18	18	1	3	66	2	108	4	289
57	21	24	1	1	85	4	136	1	296
58	19	24	1	0	80	5	129	0	292
59	23	35	0	0	117	2	177	2	316
60	17	61	0	0	78	2	158	2	324
61	5	33	1	0	73	0	112	1	320
62	11	60	0	0	63	0	134	1	309
63	16	62	1	0	88	0	167	2	312
64	11	76	1	0	76	1	165	2	342
65	8	57	1	1	49	0	116	1	318
66	7	90	2	0	61	2	162	1	346
67	3	60	0	4	55	1	123	0	329
68	4	28	0	0	50	1	83	0	350
69	5	90	0	0	54	1	150	1	348
70	7	66	0	0	69	1	143	1	316
71	6	99	1	1	54	0	161	2	352
72	9	55	1	0	95	3	163	3	331
73	13	53	0	1	102	0	169	3	332
74	2	74	0	0	60	2	138	0	317
75	27	47	0	0	102	2	178	1	317
76	31	22	0	2	99	4	158	0	318
77S *1	2	20	2	3	24	2	53	3	32
78	28	18	0	0	82	2	130	2	307
79	33	18	0	0	60	3	114	1	286
80	18	21	2	0	59	2	102	0	243
81	28	20	0	0	77	5	130	1	309
82	16	29	1	0	85	0	131	0	299
83	32	55	0	0	83	1	171	0	328
84	26	49	2	0	57	0	134	5	303
85	11	57	0	4	94	3	169	1	343
86	12	58	0	1	67	1	139	1	318
87	81	5	0	0	81	1	168	4	346
88	6	73	0	0	64	2	145	0	319
89	11	67	4	3	61	1	147	2	374
90S *1	-	-	-	-	-	-	-	-	26

Vancouver-Hastings (VHA)
Voting results by voting area

	Ryan Daniel Conroy	Haida Lane	Dietrich Pajonk	Donna Peterson	Shane Simpson	Chris Telford	Total valid votes	Rejected ballots	Registered voters
Voting area (continued)	GP	LIB	SEX	PF	NDP	WLP			
91	2	41	0	1	40	1	85	1	339
92	6	56	3	0	84	0	149	2	386
93	6	62	0	1	63	1	133	4	385
94	1	11	0	0	20	0	32	0	101
95	9	32	0	1	65	1	108	1	362
96	3	9	2	0	115	1	130	1	342
97	5	59	0	0	60	1	125	1	323
98	11	54	0	1	41	1	108	1	365
99	8	55	0	0	67	0	130	0	348
100	6	59	0	0	51	1	117	1	382
101	5	70	1	1	61	2	140	3	349
102	11	91	0	0	74	0	176	1	311
103	13	74	0	0	74	0	161	1	324
104	9	61	1	0	78	0	149	2	332
105	16	46	0	0	90	0	152	0	291
106	28	47	1	0	109	1	186	2	347
107	29	27	0	0	61	0	117	1	299
108	34	34	0	0	87	1	156	0	310
109	26	27	1	0	140	3	197	0	348
110	17	45	1	0	85	0	148	0	282
111	16	58	0	0	68	2	144	0	312
112	17	61	0	0	69	0	147	2	376
113	5	68	0	2	83	0	158	0	359
114	8	86	0	1	55	0	150	0	320
115	11	57	0	0	64	1	133	1	367
116	6	26	1	0	27	0	60	0	146
117	11	51	0	2	56	1	121	0	288
118S *1	-	-	-	-	-	-	-	-	40
119	17	57	1	0	90	0	165	1	357
120	28	38	2	0	96	1	165	0	327
121	34	27	2	0	96	5	164	1	322
122	24	25	0	0	76	3	128	0	317
123	16	17	1	0	104	3	141	0	308
124	12	62	1	0	94	0	169	0	341
125	3	37	0	0	44	0	84	0	253
126	4	48	0	0	69	1	122	4	339
127	6	45	0	1	68	3	123	2	330
Sub totals	1,842	6,019	89	68	10,111	180	18,309	136	39,006
s. 98 Special	5	7	1	1	41	1	56	1	
s. 99 Absentee - in ED	93	206	4	5	427	11	746	7	
s. 100 Absentee - out of ED	40	45	3	1	150	3	242	13	
s. 101 Absentee - advance	8	18	0	0	45	0	71	0	
s. 104 Voting in DEO office	17	18	1	1	54	1	92	3	
s. 106 Voting by mail	7	10	1	0	29	2	49	3	
Grand totals	2,012	6,323	99	76	10,857	198	19,565	163	39,006
% of valid votes	10.28%	32.32%	0.51%	0.39%	55.49%	1.01%			

Vancouver-Hastings (VHA)
Voting results by voting area

Statement of Votes
39th Provincial General Election
May 12, 2009

Summary

Valid votes - General and advance	18,309	93.58%	Total valid votes
s. 98 Special	56	0.29%	Total valid votes
s. 99 Absentee - in ED	746	3.81%	Total valid votes
s. 100 Absentee - out of ED	242	1.24%	Total valid votes
s. 101 Absentee - advance	71	0.36%	Total valid votes
s. 104 Voting in DEO office	92	0.47%	Total valid votes
s. 106 Voting by mail	49	0.25%	Total valid votes

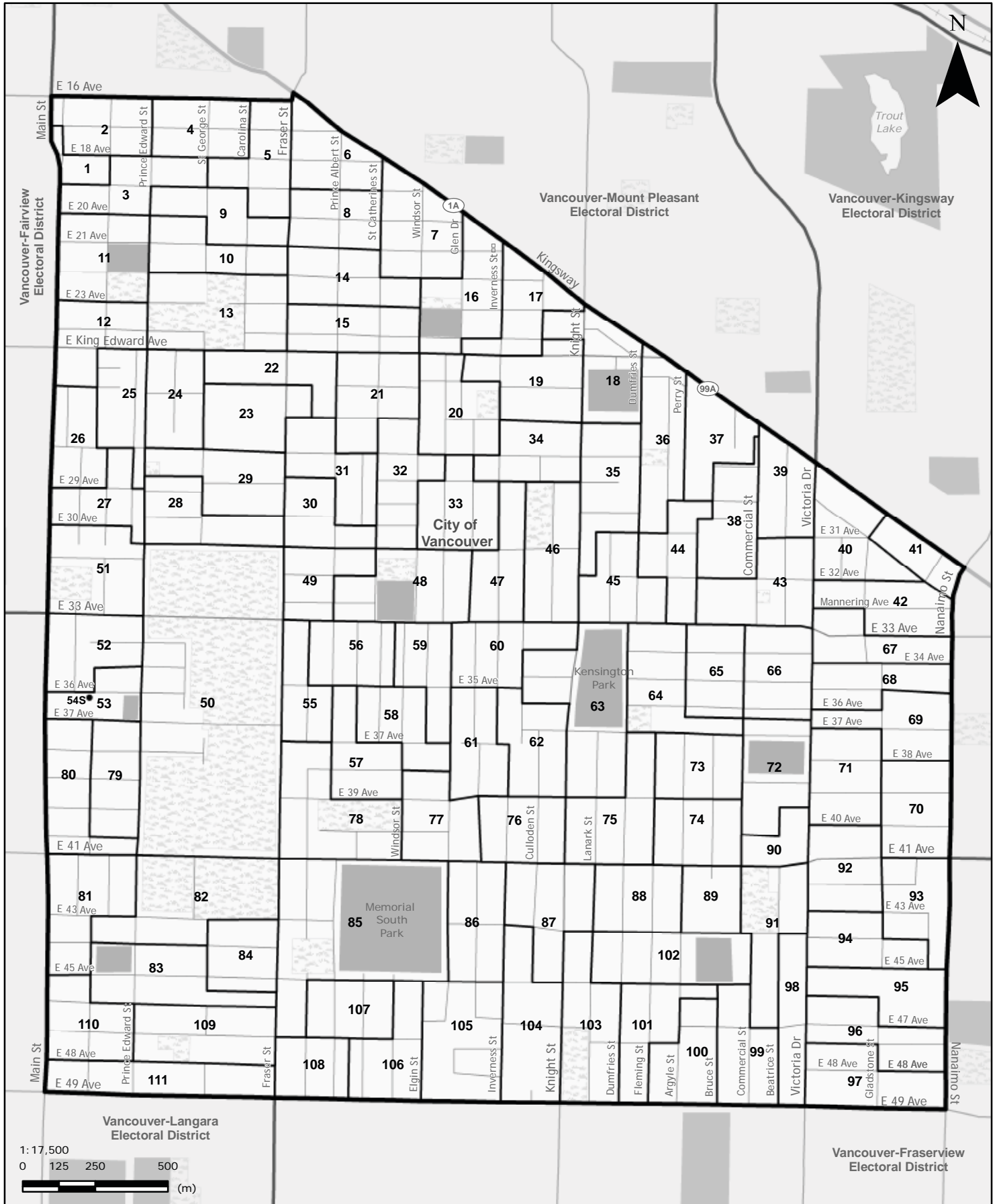
Total valid votes 19,565

Rejected ballots	163	0.83%	Ballots cast
Registered voters who voted	19,728	50.58%	Registered voters

Registered voters 39,006

Candidate elected: Shane Simpson (NDP)

*1 Voting areas 77S, 90S and 118S combined



Vancouver-Kensington (VKE)
Voting results by voting area

Statement of Votes
 39th Provincial General Election
 May 12, 2009

	Mable Elmore	Syrus Lee	Doug Warkentin	Total valid votes	Rejected ballots	Registered voters
	NDP	LIB	GP			
Advance voting						
Glad Tidings Church	1,146	865	120	2,131	15	
General voting						
Voting area						
1	48	59	23	130	0	313
2	69	38	29	136	0	315
3	73	45	14	132	0	329
4	71	40	8	119	6	355
5	71	32	7	110	0	364
6	54	45	12	111	1	332
7	76	48	10	134	0	295
8	52	49	7	108	3	318
9	72	50	12	134	2	338
10	68	76	9	153	2	333
11	78	47	15	140	2	331
12	104	59	21	184	2	352
13	96	35	14	145	3	303
14	98	71	19	188	1	350
15	78	69	20	167	3	314
16	112	42	22	176	1	295
17	72	46	19	137	1	262
18	65	61	19	145	1	431
19	74	71	6	151	1	340
20	104	48	17	169	0	370
21	89	26	8	123	0	345
22	49	30	7	86	0	265
23	68	53	16	137	0	315
24	104	64	13	181	1	347
25	98	38	28	164	0	319
26	65	48	22	135	2	276
27	93	43	19	155	0	287
28	120	53	22	195	0	361
29	88	63	15	166	0	383
30	75	29	11	115	1	286
31	67	52	21	140	0	331
32	91	80	12	183	1	333
33	63	80	10	153	3	359
34	89	64	6	159	3	323
35	78	50	5	133	1	309
36	79	42	3	124	2	343
37	54	24	4	82	1	269
38	69	77	3	149	2	353
39	71	42	3	116	1	300
40	65	50	11	126	3	328

Vancouver-Kensington (VKE)
Voting results by voting area

Voting area (continued)	Mable Elmore	Syrus Lee	Doug Warkentin	Total valid votes	Rejected ballots	Registered voters
	NDP	LIB	GP			
41	45	28	5	78	1	283
42	69	79	6	154	2	379
43	101	98	6	205	2	367
44	62	50	3	115	1	310
45	50	34	4	88	0	294
46	106	57	4	167	4	362
47	77	95	7	179	1	357
48	99	51	12	162	1	371
49	98	48	16	162	3	304
50	107	46	32	185	0	320
51	99	63	22	184	1	306
52	85	71	15	171	0	356
53	87	81	15	183	1	347
54S	17	15	0	32	0	113
55	101	28	10	139	0	322
56	94	40	15	149	4	352
57	102	66	12	180	2	337
58	115	61	6	182	1	333
59	66	52	7	125	0	327
60	50	44	5	99	2	323
61	72	59	9	140	1	327
62	69	45	4	118	0	342
63	79	56	13	148	2	354
64	73	63	10	146	2	372
65	71	85	4	160	2	368
66	70	56	3	129	1	315
67	59	63	5	127	0	351
68	49	52	5	106	1	358
69	52	45	2	99	2	316
70	52	63	5	120	1	328
71	76	50	7	133	2	343
72	41	62	3	106	1	292
73	70	89	7	166	2	340
74	50	78	2	130	1	316
75	79	83	5	167	0	374
76	68	76	8	152	5	363
77	110	82	6	198	3	377
78	103	29	13	145	5	335
79	84	46	20	150	0	298
80	84	47	6	137	1	326
81	81	51	11	143	2	363
82	152	35	21	208	1	383
83	76	73	12	161	0	381
84	79	33	16	128	4	299
85	78	55	16	149	0	310
86	46	75	8	129	0	352
87	62	53	7	122	0	339
88	79	54	2	135	2	335
89	71	67	7	145	1	282
90	33	52	5	90	0	358

Vancouver-Kensington (VKE)
Voting results by voting area

Statement of Votes
 39th Provincial General Election
 May 12, 2009

Voting area (continued)	Mable Elmore	Syrus Lee	Doug Warkentin	Total valid votes	Rejected ballots	Registered voters
	NDP	LIB	GP			
91	31	76	2	109	4	295
92	52	71	4	127	1	313
93	59	42	2	103	1	330
94	51	74	2	127	3	309
95	58	93	2	153	3	364
96	43	69	3	115	1	355
97	45	65	3	113	0	335
98	44	48	7	99	3	327
99	51	86	5	142	1	370
100	68	95	2	165	2	365
101	66	61	5	132	1	318
102	46	91	2	139	1	335
103	60	94	4	158	2	360
104	59	28	4	91	2	319
105	41	87	5	133	3	352
106	57	68	5	130	0	334
107	76	46	4	126	1	293
108	70	55	5	130	0	315
109	71	76	17	164	1	344
110	87	55	11	153	2	332
111	98	43	9	150	0	358
Sub totals	9,287	7,211	1,209	17,707	165	36,755
s. 98 Special	44	14	4	62	0	
s. 99 Absentee - in ED	333	290	46	669	12	
s. 100 Absentee - out of ED	150	86	17	253	29	
s. 101 Absentee - advance	49	27	5	81	1	
s. 104 Voting in DEO office	50	41	5	96	2	
s. 106 Voting by mail	17	9	2	28	1	
Grand totals	9,930	7,678	1,288	18,896	210	36,755
% of valid votes	52.55%	40.63%	6.82%			

Summary

Valid votes - General and advance	17,707	93.71%	Total valid votes
s. 98 Special	62	0.33%	Total valid votes
s. 99 Absentee - in ED	669	3.54%	Total valid votes
s. 100 Absentee - out of ED	253	1.34%	Total valid votes
s. 101 Absentee - advance	81	0.43%	Total valid votes
s. 104 Voting in DEO office	96	0.51%	Total valid votes
s. 106 Voting by mail	28	0.14%	Total valid votes

Total valid votes 18,896

Rejected ballots 210 1.10% Ballots cast

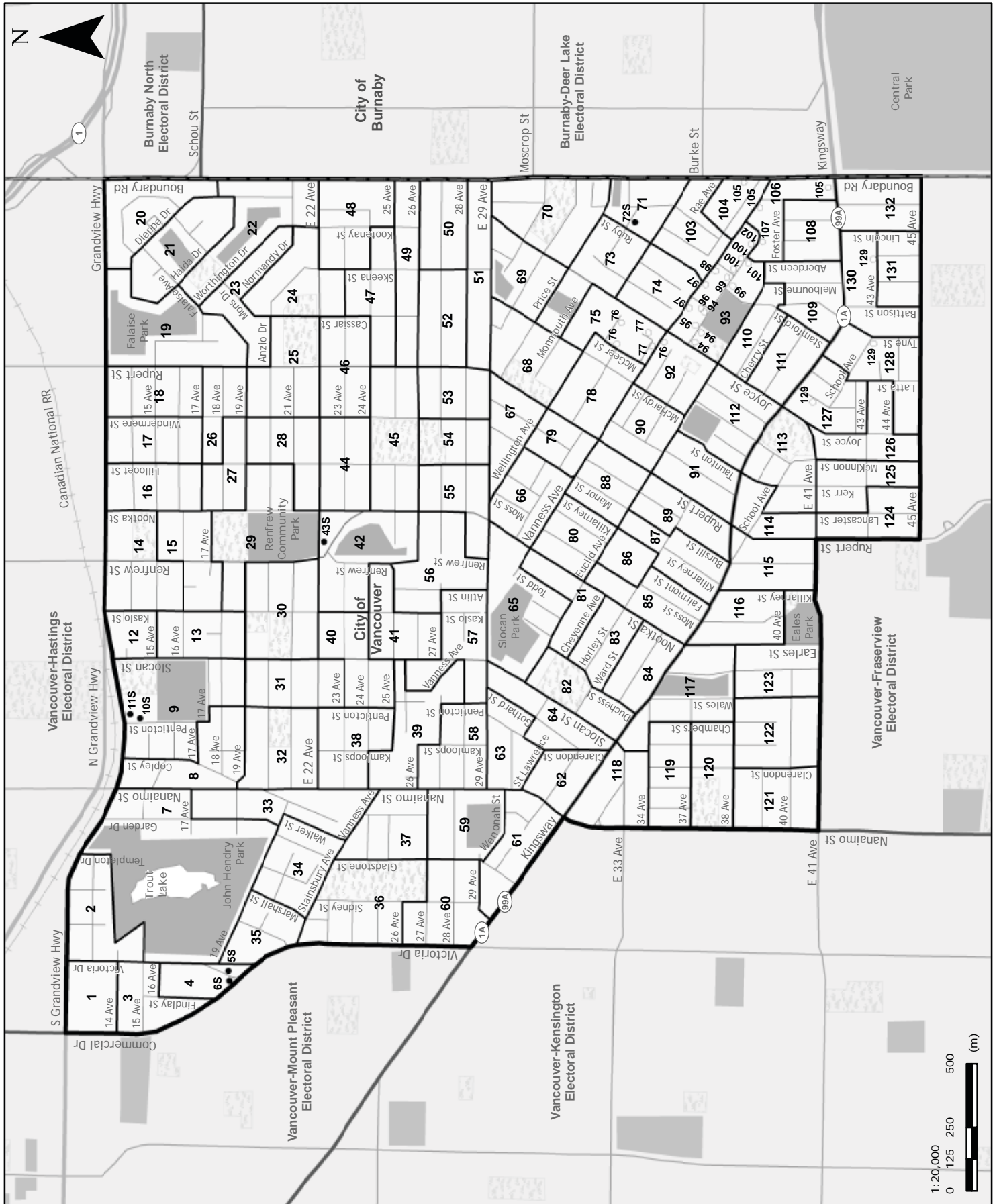
Registered voters who voted 19,106 51.98% Registered voters

Registered voters 36,755

Candidate elected: Mable Elmore (NDP)

Vancouver-Kingsway (VKI)
MAP A - Vancouver-Kingsway Electoral District

Statement of Votes
 39th Provincial General Election
 May 12, 2009



Vancouver-Kingsway (VKI)
Voting results by voting area

	Charles Boylan	Adrian Dix	Matt Kadioglu	Rev Warkentin	Bill Yuen	Total valid votes	Rejected ballots	Registered voters
	PF	NDP	LBN	GP	LIB			
Advance voting								
Trout Lake Community Centre	21	1,175	11	99	781	2,087	18	
General voting								
Voting area								
1	0	46	1	7	8	62	0	298
2	0	41	1	11	35	88	1	322
3	0	28	0	8	20	56	0	252
4	0	29	0	5	7	41	0	197
5S *1	-	-	-	-	-	-	-	40
6S *1	-	-	-	-	-	-	-	40
7	0	64	1	5	17	87	2	319
8	0	85	0	7	56	148	0	319
9	0	48	0	6	57	111	1	263
10S *1	2	26	1	5	4	38	0	35
11S *2	3	36	2	2	14	57	4	79
12	0	104	0	6	10	120	0	296
13	0	45	1	4	37	87	1	232
14	1	76	0	5	52	134	2	324
15	2	65	3	5	74	149	2	304
16	1	45	0	3	58	107	0	236
17	0	76	2	1	55	134	3	293
18	1	49	0	3	62	115	4	313
19	0	60	3	9	58	130	1	295
20	1	57	1	5	26	90	3	260
21	2	70	2	10	45	129	1	289
22	0	54	0	3	65	122	2	309
23	0	80	1	1	45	127	3	255
24	1	80	0	6	47	134	1	311
25	0	67	2	3	45	117	1	241
26	0	20	0	5	63	88	0	215
27	0	56	0	4	49	109	0	256
28	1	71	0	4	62	138	4	306
29	0	57	1	2	45	105	0	268
30	1	56	0	7	54	118	1	296
31	0	79	3	6	66	154	3	292
32	0	86	1	4	79	170	4	348
33	4	61	3	7	40	115	0	267
34	2	82	2	10	47	143	2	313
35	3	56	2	13	15	89	1	288
36	2	95	0	11	51	159	1	330
37	2	79	3	7	48	139	2	347
38	0	77	1	10	66	154	3	339
39	1	50	4	7	38	100	2	300
40	1	62	1	7	54	125	1	303

Vancouver-Kingsway (VKI)
Voting results by voting area

Statement of Votes
 39th Provincial General Election
 May 12, 2009

	Charles Boylan	Adrian Dix	Matt Kadioglu	Rev Warkentin	Bill Yuen	Total valid votes	Rejected ballots	Registered voters
Voting area (continued)	PF	NDP	LBN	GP	LIB			
41	0	58	2	2	57	119	0	306
42	0	60	1	3	64	128	2	317
43S *2	-	-	-	-	-	-	-	42
44	2	76	3	5	57	143	5	323
45	4	64	1	6	77	152	3	359
46	1	66	1	3	76	147	0	311
47	0	54	1	5	59	119	4	305
48	0	72	1	2	59	134	3	306
49	1	70	1	4	53	129	2	279
50	1	52	4	3	64	124	3	295
51	0	82	0	6	44	132	0	350
52	0	67	3	3	69	142	1	354
53	0	52	1	3	64	120	4	261
54	0	20	0	2	37	59	0	133
55	1	52	1	4	68	126	0	319
56	1	64	1	7	44	117	0	287
57	1	72	3	6	48	130	0	289
58	1	88	1	5	50	145	2	366
59	3	43	4	5	51	106	0	234
60	0	78	3	6	77	164	2	344
61	1	40	3	6	25	75	2	258
62	0	55	0	2	33	90	2	284
63	0	44	1	7	32	84	1	291
64	0	84	1	3	71	159	1	326
65	2	85	1	8	58	154	1	311
66	0	73	1	3	34	111	0	310
67	0	72	2	5	30	109	1	225
68	1	81	0	5	38	125	2	275
69	0	80	0	3	40	123	5	289
70	1	101	0	8	70	180	0	339
71	1	78	0	3	26	108	1	278
72S *2	-	-	-	-	-	-	-	10
73	1	114	0	2	31	148	2	342
74	0	79	0	3	25	107	0	265
75	0	57	2	3	44	106	5	255
76	0	45	2	4	14	65	2	242
77	0	33	0	2	38	73	0	328
78	1	76	2	0	46	125	1	333
79	1	72	1	4	28	106	1	213
80	0	58	0	3	28	89	0	292
81	6	49	2	6	36	99	1	249
82	2	42	1	1	52	98	0	274
83	0	53	2	2	46	103	0	277
84	1	53	2	4	38	98	0	247
85	2	47	2	1	41	93	0	232
86	0	80	0	5	37	122	3	281
87	1	52	2	4	50	109	2	347
88	0	61	0	3	40	104	3	316
89	0	48	1	5	36	90	1	310
90	0	87	2	2	38	129	1	369

Vancouver-Kingsway (VKI)
Voting results by voting area

	Charles Boylan	Adrian Dix	Matt Kadioglu	Rev Warkentin	Bill Yuen	Total valid votes	Rejected ballots	Registered voters
Voting area (continued)	PF	NDP	LBN	GP	LIB			
91	0	68	1	1	24	94	1	309
92	0	50	0	9	18	77	1	287
93	0	91	1	0	28	120	2	281
94	0	41	1	2	19	63	1	243
95	0	8	1	2	17	28	0	151
96	2	25	1	3	51	82	1	248
97	0	34	1	0	16	51	1	202
98	0	20	1	3	20	44	0	209
99	0	46	1	6	31	84	1	270
100	1	49	2	2	44	98	0	279
101	0	16	0	3	22	41	1	199
102	0	15	0	5	25	45	1	238
103	1	85	1	2	35	124	1	301
104	0	76	1	4	31	112	0	263
105	1	31	2	5	31	70	1	257
106	0	35	0	8	26	69	0	249
107	0	29	2	1	44	76	0	228
108	0	61	0	4	22	87	0	252
109	0	43	1	2	28	74	0	259
110	0	94	0	1	38	133	1	309
111	2	56	0	2	15	75	1	271
112	1	64	0	2	41	108	1	311
113	3	63	4	3	30	103	3	279
114	0	49	0	0	25	74	1	271
115	1	49	0	5	57	112	0	306
116	0	62	1	5	34	102	1	338
117	0	55	3	5	46	109	1	268
118	0	48	4	2	48	102	1	266
119	0	69	3	6	81	159	2	319
120	1	40	1	2	49	93	0	216
121	0	55	0	5	60	120	0	289
122	0	67	0	2	80	149	1	343
123	0	54	2	5	74	135	0	309
124	0	48	0	2	43	93	0	317
125	0	30	0	1	37	68	2	298
126	0	43	1	5	46	95	0	349
127	0	22	1	1	32	56	0	260
128	0	43	0	3	38	84	0	242
129	3	87	0	2	8	100	1	283
130	1	18	6	1	20	46	0	194
131	0	42	0	1	20	63	0	218
132	1	31	3	3	40	78	1	338
Sub totals	107	8,594	161	636	6,192	15,690	172	36,057

Vancouver-Kingsway (VKI)
Voting results by voting area

Statement of Votes
 39th Provincial General Election
 May 12, 2009

	Charles Boylan	Adrian Dix	Matt Kadioglu	Rev Warkentin	Bill Yuen	Total valid votes	Rejected ballots	Registered voters
	PF	NDP	LBN	GP	LIB			
s. 98 Special	0	58	1	2	14	75	5	
s. 99 Absentee - in ED	2	261	7	28	147	445	17	
s. 100 Absentee - out of ED	2	204	1	19	84	310	19	
s. 101 Absentee - advance	0	34	1	3	29	67	2	
s. 104 Voting in DEO office	1	59	0	10	46	116	0	
s. 106 Voting by mail	0	19	0	1	6	26	0	
Grand totals	112	9,229	171	699	6,518	16,729	215	36,057
% of valid votes	0.67%	55.17%	1.02%	4.18%	38.96%			

Summary

Valid votes - General and advance	15,690	93.79%	Total valid votes
s. 98 Special	75	0.45%	Total valid votes
s. 99 Absentee - in ED	445	2.66%	Total valid votes
s. 100 Absentee - out of ED	310	1.85%	Total valid votes
s. 101 Absentee - advance	67	0.40%	Total valid votes
s. 104 Voting in DEO office	116	0.69%	Total valid votes
s. 106 Voting by mail	26	0.16%	Total valid votes

Total valid votes 16,729

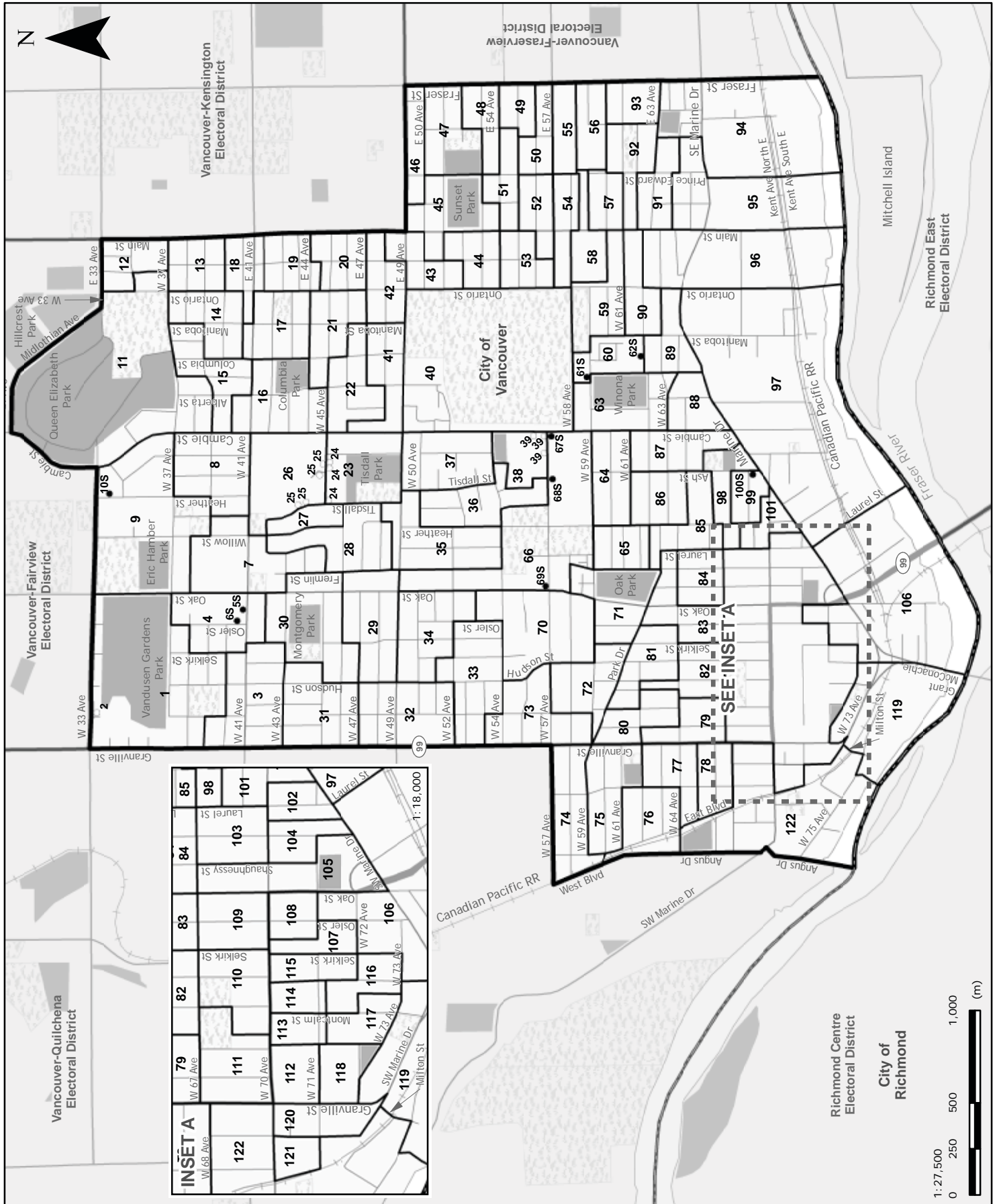
Rejected ballots 215 1.27% Ballots cast
 Registered voters who voted 16,944 46.99% Registered voters

Registered voters 36,057

Candidate elected: Adrian Dix (NDP)

*1 Voting areas 5S, 6S and 10S combined

*2 Voting areas 11S, 43S and 72S combined



Vancouver-Langara (VLA)
Voting results by voting area

Statement of Votes
 39th Provincial General Election
 May 12, 2009

	Helesia Luke	Moira Stilwell	J-M Toriel	Total valid votes	Rejected ballots	Registered voters
	NDP	LIB	GP			
Advance voting						
Marpole Place for Seniors	510	1,007	109	1,626	9	
Sunset Community Centre	644	960	74	1,678	12	
General voting						
Voting area						
1	13	97	2	112	0	359
2	19	65	6	90	0	224
3	18	133	6	157	0	382
4	25	82	8	115	1	307
5S	16	23	6	45	1	126
6S	8	21	1	30	1	58
7	30	91	2	123	2	351
8	29	100	3	132	0	348
9	18	115	8	141	1	342
10S *2	-	-	-	-	-	44
11	25	76	9	110	1	310
12	34	21	8	63	1	241
13	72	86	10	168	0	383
14	47	104	13	164	0	376
15	27	89	0	116	1	345
16	35	71	4	110	1	322
17	42	109	10	161	1	365
18	61	92	7	160	2	318
19	71	86	10	167	4	342
20	57	87	16	160	0	348
21	36	111	7	154	0	344
22	35	80	5	120	5	355
23	37	88	9	134	0	354
24	9	36	4	49	0	181
25	30	65	5	100	2	280
26	37	80	4	121	0	288
27	38	49	6	93	4	251
28	16	122	4	142	0	357
29	16	106	6	128	0	350
30	17	99	5	121	1	341
31	15	156	3	174	2	398
32	10	76	1	87	0	307
33	5	78	2	85	1	310
34	14	94	4	112	2	344
35	24	104	5	133	1	375
36	24	96	4	124	0	344
37	21	89	5	115	0	331
38	19	63	4	86	3	321
39	21	65	5	91	1	308
40	34	86	13	133	0	330

Vancouver-Langara (VLA)
Voting results by voting area

Voting area (continued)	Helesia Luke	Moira Stilwell	J-M Toriel	Total valid votes	Rejected ballots	Registered voters
	NDP	LIB	GP			
41	25	77	8	110	0	367
42	54	70	13	137	1	390
43	63	70	4	137	2	330
44	37	39	7	83	1	348
45	87	51	2	140	1	385
46	70	43	0	113	0	307
47	91	42	11	144	0	352
48	73	52	6	131	2	351
49	71	32	0	103	1	273
50	75	44	6	125	0	340
51	80	66	4	150	0	380
52	66	47	2	115	4	340
53	39	69	5	113	0	342
54	52	78	10	140	1	368
55	61	45	2	108	0	297
56	112	50	0	162	3	357
57	70	65	8	143	0	380
58	57	66	7	130	1	365
59	62	89	14	165	3	391
60	26	93	5	124	1	325
61S *2	20	23	6	49	7	74
62S	18	31	1	50	3	144
63	31	64	2	97	0	266
64	27	101	3	131	1	307
65	38	85	9	132	1	328
66	24	75	8	107	2	343
67S *1	-	-	-	-	-	36
68S *1	33	24	11	68	3	101
69S	6	35	1	42	0	55
70	18	62	1	81	0	321
71	20	71	3	94	1	356
72	20	81	2	103	0	343
73	6	92	2	100	0	341
74	21	120	12	153	0	357
75	22	119	8	149	0	338
76	21	101	10	132	3	322
77	22	94	8	124	0	324
78	26	84	8	118	2	310
79	24	77	13	114	0	327
80	36	80	3	119	1	293
81	42	77	4	123	2	395
82	39	102	6	147	1	370
83	33	77	7	117	0	351
84	30	52	3	85	1	312
85	16	105	6	127	1	358
86	25	85	4	114	3	332
87	45	96	8	149	0	342
88	40	45	8	93	0	337
89	39	75	6	120	1	341
90	46	87	7	140	2	375

Vancouver-Langara (VLA)
Voting results by voting area

Statement of Votes
 39th Provincial General Election
 May 12, 2009

Voting area (continued)	Helesia Luke	Maira Stilwell	J-M Toriel	Total valid votes	Rejected ballots	Registered voters
	NDP	LIB	GP			
91	93	52	6	151	0	361
92	125	56	8	189	0	364
93	87	47	6	140	0	339
94	81	25	8	114	2	279
95	100	38	6	144	2	360
96	51	64	1	116	1	349
97	31	28	5	64	0	263
98	53	67	9	129	0	324
99	36	75	7	118	0	317
100S	11	20	1	32	0	71
101	38	22	12	72	1	312
102	38	23	3	64	0	295
103	30	63	9	102	1	331
104	42	22	9	73	0	308
105	38	20	9	67	0	341
106	45	68	10	123	0	310
107	51	29	19	99	1	343
108	23	22	10	55	0	279
109	27	47	5	79	2	311
110	31	46	8	85	3	320
111	32	63	8	103	1	320
112	47	30	10	87	0	317
113	43	40	11	94	0	296
114	64	43	12	119	0	285
115	46	39	16	101	0	295
116	50	40	12	102	2	290
117	39	42	14	95	0	323
118	42	46	10	98	2	349
119	49	34	7	90	0	296
120	55	44	9	108	0	362
121	54	42	12	108	1	347
122	24	70	4	98	0	338
Sub totals	5,894	10,033	973	16,900	135	38,142
s. 98 Special	22	22	3	47	5	
s. 99 Absentee - in ED	301	355	64	720	6	
s. 100 Absentee - out of ED	71	61	21	153	13	
s. 101 Absentee - advance	22	39	6	67	2	
s. 104 Voting in DEO office	23	69	8	100	5	
s. 106 Voting by mail	7	36	0	43	1	
Grand totals	6,340	10,615	1,075	18,030	167	38,142
% of valid votes	35.16%	58.87%	5.97%			

Summary

Valid votes - General and advance	16,900	93.73%	Total valid votes
s. 98 Special	47	0.26%	Total valid votes
s. 99 Absentee - in ED	720	3.99%	Total valid votes
s. 100 Absentee - out of ED	153	0.85%	Total valid votes
s. 101 Absentee - advance	67	0.38%	Total valid votes
s. 104 Voting in DEO office	100	0.55%	Total valid votes
s. 106 Voting by mail	43	0.24%	Total valid votes

Total valid votes 18,030

Rejected ballots	167	0.92%	Ballots cast
Registered voters who voted	18,197	47.71%	Registered voters

Registered voters 38,142

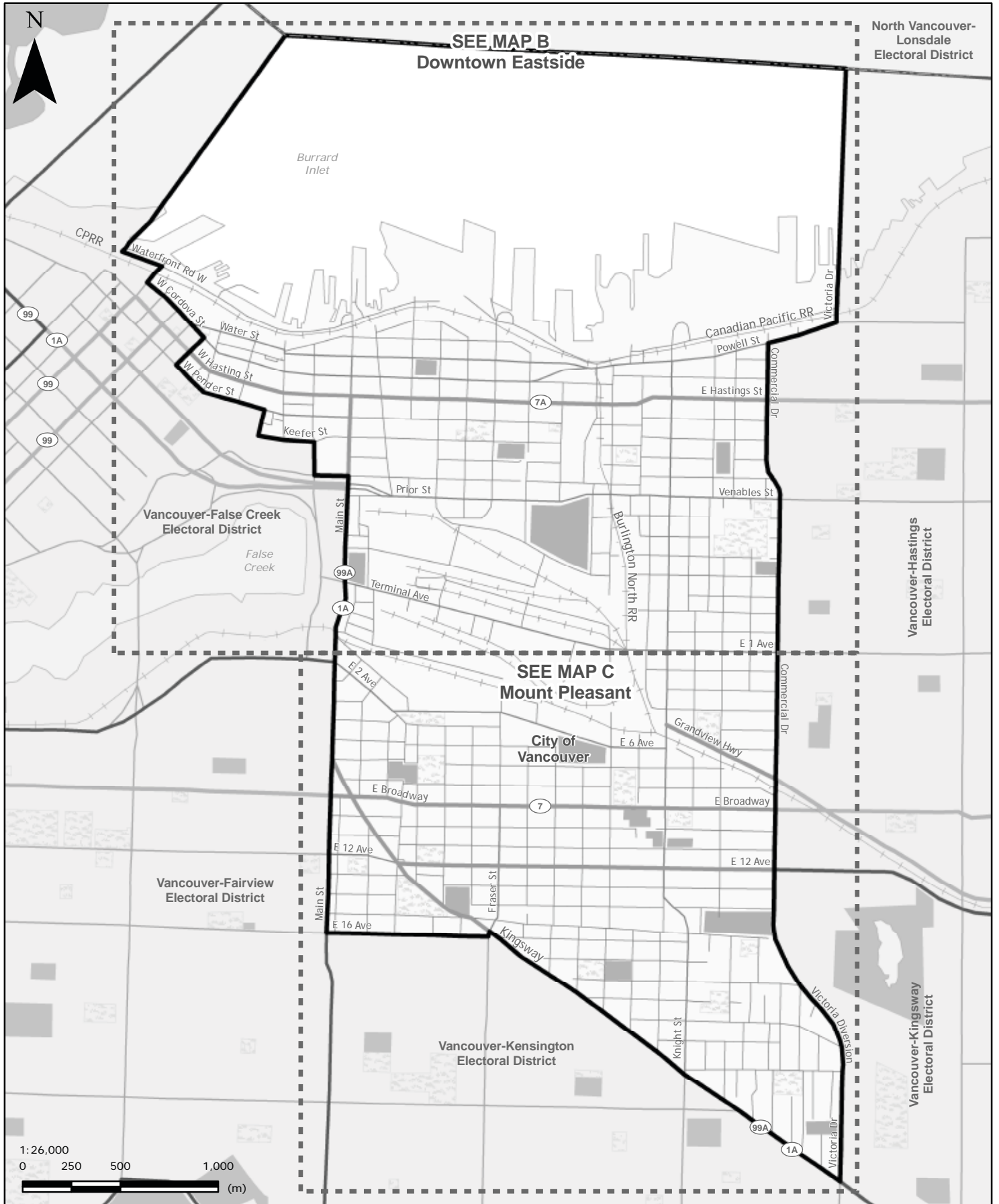
Candidate elected: Moira Stilwell (LIB)

*1 Voting areas 67S and 68S combined

*2 Voting areas 10S and 61S combined

**Vancouver-Mount Pleasant (VMP)
MAP A - Vancouver-Mount Pleasant Electoral District**

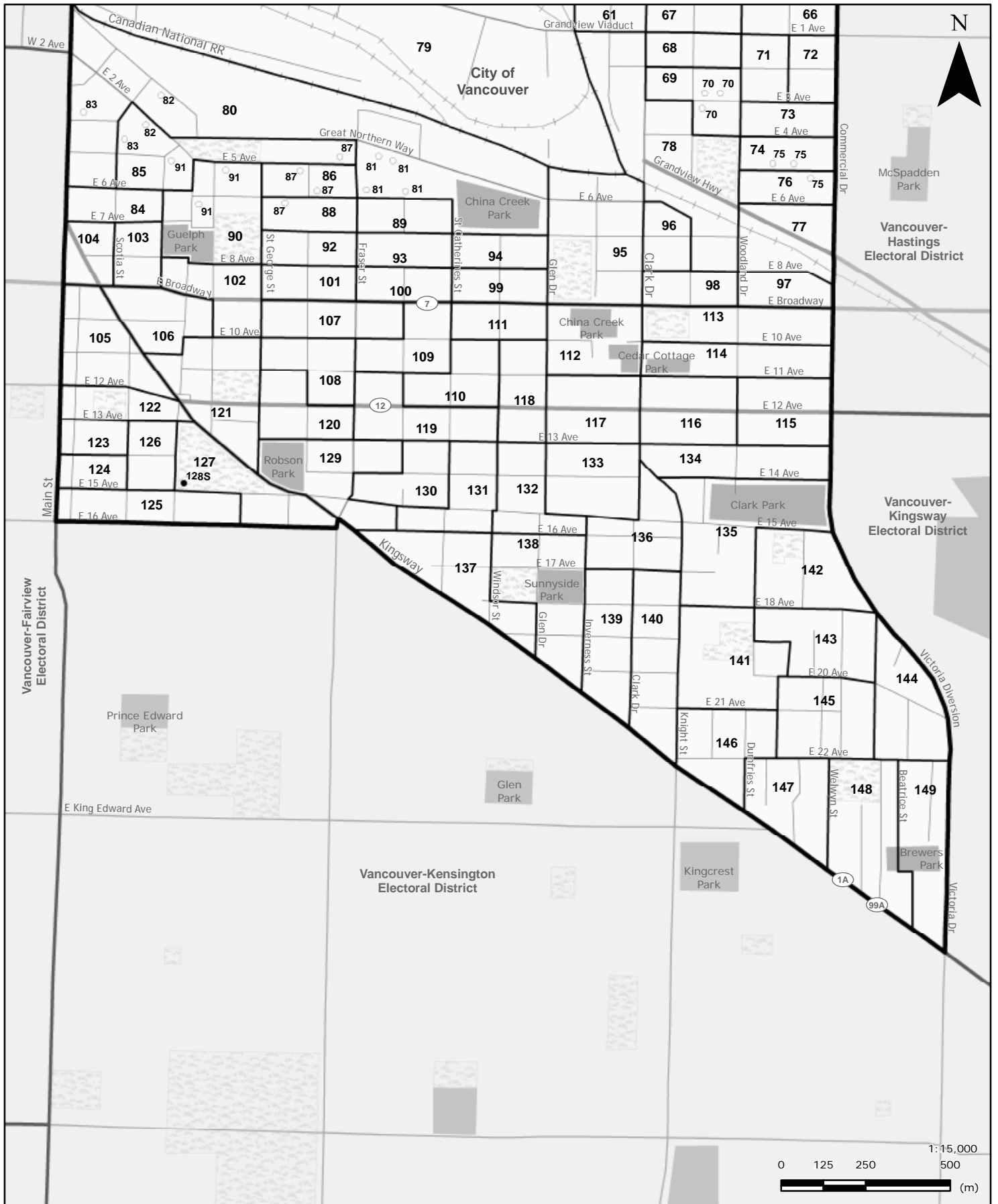
Statement of Votes
39th Provincial General Election
May 12, 2009





**Vancouver-Mount Pleasant (VMP)
MAP C - Mount Pleasant**

Statement of Votes
39th Provincial General Election
May 12, 2009



Vancouver-Mount Pleasant (VMP)
Voting results by voting area

	John T. Boychuk	Jenny Wai Ching Kwan	Peter Marcus	Sherry Darlene Wiebe	Total valid votes	Rejected ballots	Registered voters
	GP	NDP	COMM	LIB			
Advance voting							
Grace Memorial United Church	146	686	5	224	1,061	8	
S.U.C.C.E.S.S.	59	479	15	143	696	13	
Strathcona Community Centre	91	470	8	143	712	9	
General voting							
Voting area							
1	6	8	2	22	38	0	163
2	4	19	0	19	42	0	220
3 *1	-	-	-	-	-	-	145
4	7	62	0	19	88	0	293
5 *1	4	21	0	13	38	0	152
6	4	19	2	2	27	0	199
7	21	40	0	21	82	0	290
8	13	22	0	27	62	0	249
9	11	54	1	8	74	0	267
10	4	38	0	19	61	0	278
11	5	26	2	15	48	1	233
12	6	55	0	12	73	1	263
13	7	25	0	6	38	0	214
14	4	17	0	9	30	1	185
15	2	24	0	1	27	0	252
16	5	27	1	10	43	0	278
17S	2	16	0	13	31	1	59
18S *2	5	38	1	9	53	0	131
19	5	32	0	7	44	1	234
20	1	19	1	6	27	1	238
21S *2	-	-	-	-	-	-	82
22	19	36	0	16	71	0	256
23	5	21	1	4	31	0	176
24	4	20	1	6	31	1	234
25	7	18	0	6	31	0	248
26	3	25	2	9	39	1	213
27	2	53	3	10	68	1	347
28	8	48	0	6	62	0	191
29	9	34	0	4	47	0	212
30	20	66	2	14	102	0	273
31	22	51	0	17	90	0	203
32	11	65	2	9	87	3	218
33	9	67	2	25	103	0	273
34	9	84	1	24	118	3	352
35	18	70	2	13	103	2	265
36	6	63	1	16	86	4	252
37	14	46	3	24	87	0	301
38	7	52	0	36	95	0	269
39	6	40	1	28	75	3	301
40 *3	-	-	-	-	-	-	219

Vancouver-Mount Pleasant (VMP)
Voting results by voting area

Statement of Votes
 39th Provincial General Election
 May 12, 2009

Voting area (continued)	John T. Boychuk	Jenny Wai Ching Kwan	Peter Marcus	Sherry Darlene Wiebe	Total valid votes	Rejected ballots	Registered voters
	GP	NDP	COMM	LIB			
41 *3	8	24	1	18	51	0	243
42	6	55	0	14	75	0	293
43	3	29	0	6	38	0	207
44	15	27	1	42	85	0	310
45S *4	1	10	1	39	51	0	34
46S *4	-	-	-	-	-	-	101
47	12	30	0	26	68	0	316
48	7	26	0	13	46	2	286
49	7	41	3	12	63	0	332
50	6	58	1	21	86	0	343
51	11	24	0	9	44	1	271
52	6	19	0	7	32	1	242
53	4	25	0	4	33	0	197
54	11	53	0	9	73	0	221
55	25	43	1	13	82	0	234
56S	44	31	4	6	85	6	138
57	14	40	0	11	65	0	183
58	24	89	0	22	135	0	311
59	24	85	3	23	135	1	291
60	15	91	1	7	114	0	233
61	7	57	0	1	65	0	159
62	15	98	0	17	130	0	209
63	22	100	1	15	138	1	297
64	16	87	2	16	121	1	279
65	20	90	1	13	124	3	285
66	6	49	0	14	69	0	202
67	18	64	0	15	97	1	238
68	17	71	2	15	105	1	221
69	15	96	0	32	143	0	308
70	10	104	3	43	160	2	316
71	14	104	1	15	134	2	283
72	10	58	1	11	80	0	218
73	19	102	3	18	142	0	313
74	16	100	1	22	139	0	307
75	6	43	1	8	58	0	161
76	39	116	0	15	170	1	326
77	11	55	0	8	74	0	256
78	9	61	1	12	83	2	219
79	5	32	0	15	52	0	254
80	19	55	0	19	93	0	247
81	15	59	2	19	95	2	359
82	30	47	1	21	99	0	209
83	23	49	0	30	102	0	284
84	12	76	1	16	105	2	228
85	11	74	0	15	100	1	262
86	21	73	2	30	126	0	262
87	19	102	1	30	152	1	292
88	18	81	2	26	127	1	292
89	15	100	2	24	141	0	371
90	18	93	1	17	129	0	255

Vancouver-Mount Pleasant (VMP)
Voting results by voting area

Voting area (continued)	John T. Boychuk	Jenny Wai Ching Kwan	Peter Marcus	Sherry Darlene Wiebe	Total valid votes	Rejected ballots	Registered voters
	GP	NDP	COMM	LIB			
91	17	79	0	37	133	2	261
92	15	74	0	24	113	0	307
93	14	72	1	23	110	1	319
94	21	77	0	23	121	0	277
95	23	89	0	8	120	0	271
96	12	44	1	4	61	0	209
97	44	13	12	1	70	0	217
98	9	63	0	11	83	3	323
99	13	79	2	31	125	0	356
100	10	84	0	28	122	0	284
101	20	39	0	8	67	1	203
102	16	77	3	13	109	1	242
103	18	63	3	14	98	0	243
104	24	37	0	14	75	3	214
105	21	57	0	37	115	2	327
106	17	53	2	21	93	3	281
107	23	52	0	13	88	0	254
108	18	67	1	19	105	0	255
109	21	102	1	19	143	1	287
110	12	65	0	23	100	0	245
111	3	68	0	23	94	1	276
112	13	70	1	24	108	0	245
113	18	83	3	19	123	0	316
114	19	86	0	31	136	0	295
115	18	64	0	27	109	1	308
116	18	91	1	19	129	0	299
117	10	65	2	27	104	4	311
118	17	60	0	25	102	0	237
119	18	73	1	17	109	0	305
120	16	78	1	29	124	0	257
121	33	73	0	43	149	0	404
122	12	69	0	13	94	0	348
123	9	64	0	6	79	1	234
124	10	40	0	18	68	0	236
125	14	76	2	23	115	1	353
126	25	99	0	28	152	3	371
127	6	55	1	13	75	3	216
128S	1	24	2	7	34	0	51
129	15	55	0	25	95	2	299
130	15	54	0	9	78	0	221
131	18	50	0	23	91	0	224
132	19	57	3	25	104	2	245
133	24	76	0	39	139	0	354
134	16	72	0	22	110	0	294
135	11	73	1	36	121	1	270
136	5	55	1	38	99	0	267
137	13	78	1	25	117	2	259
138	6	57	0	29	92	2	226
139	11	74	0	34	119	4	236
140	10	68	1	43	122	0	296

Vancouver-Mount Pleasant (VMP)
Voting results by voting area

Statement of Votes
 39th Provincial General Election
 May 12, 2009

	John T. Boychuk	Jenny Wai Ching Kwan	Peter Marcus	Sherry Darlene Wiebe	Total valid votes	Rejected ballots	Registered voters
	GP	NDP	COMM	LIB			
141	8	77	2	51	138	1	326
142	16	81	1	23	121	3	252
143	29	84	2	26	141	1	350
144	17	79	0	51	147	0	272
145	25	92	1	72	190	0	358
146	8	79	0	38	125	1	303
147	10	71	0	41	122	0	269
148	6	85	0	44	135	3	308
149	3	70	0	33	106	0	275
Sub totals	2,223	10,163	157	3,359	15,902	139	38,267
s. 98 Special	12	56	1	15	84	8	
s. 99 Absentee - in ED	187	637	9	181	1,014	26	
s. 100 Absentee - out of ED	42	144	1	47	234	24	
s. 101 Absentee - advance	10	55	1	17	83	6	
s. 104 Voting in DEO office	24	86	1	10	121	6	
s. 106 Voting by mail	9	91	1	25	126	9	
Grand totals	2,507	11,232	171	3,654	17,564	218	38,267
% of valid votes	14.28%	63.95%	0.97%	20.80%			

Summary

Valid votes - General and advance	15,902	90.54%	Total valid votes
s. 98 Special	84	0.48%	Total valid votes
s. 99 Absentee - in ED	1,014	5.77%	Total valid votes
s. 100 Absentee - out of ED	234	1.33%	Total valid votes
s. 101 Absentee - advance	83	0.47%	Total valid votes
s. 104 Voting in DEO office	121	0.69%	Total valid votes
s. 106 Voting by mail	126	0.72%	Total valid votes

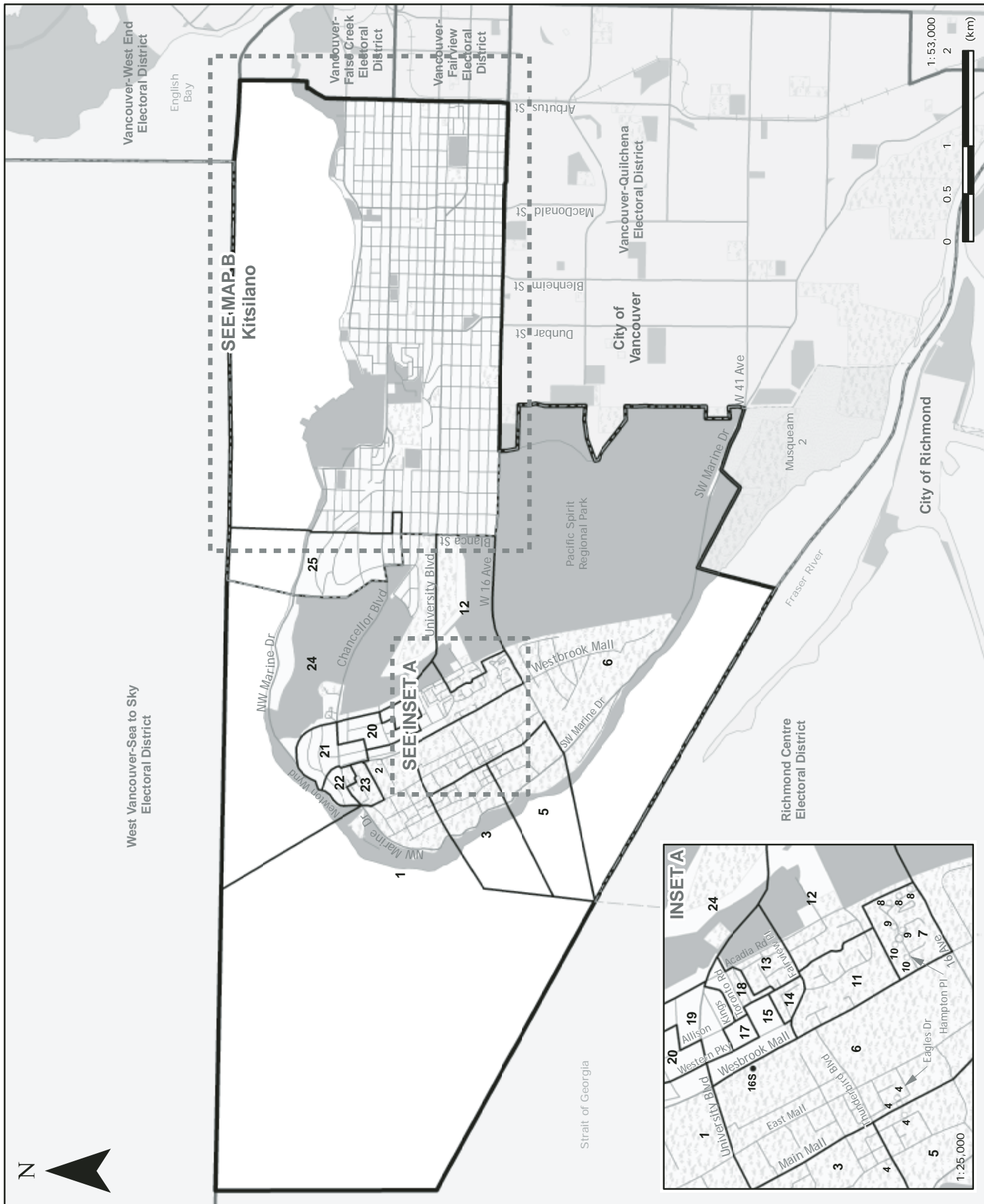
Total valid votes 17,564

Rejected ballots 218 1.23% Ballots cast
 Registered voters who voted 17,782 46.47% Registered voters

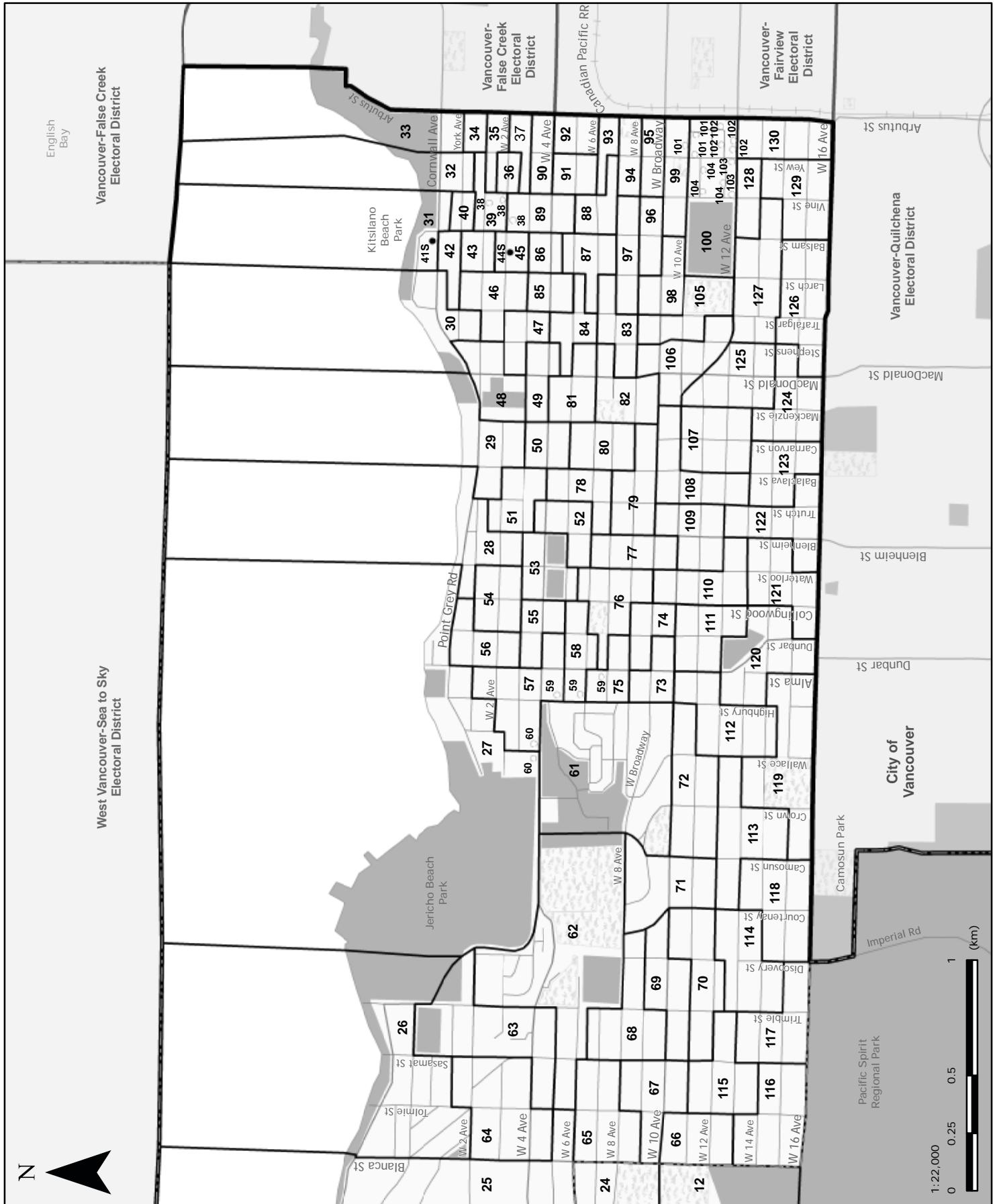
Registered voters 38,267

Candidate elected: Jenny Wai Ching Kwan (NDP)

- *1 Voting areas 3 and 5 combined
- *2 Voting areas 18S and 21S combined
- *3 Voting areas 40 and 41 combined
- *4 Voting areas 45S and 46S combined



Vancouver-Point Grey (VNP)
MAP B - Kitsilano



Vancouver-Point Grey (VNP)
Voting results by voting area

	Gordon Campbell	John Ince	Stephen Kronstein	Mel Lehan	Total valid votes	Rejected ballots	Registered voters
	LIB	SEX	GP	NDP			
Advance voting							
Kitsilano Community Centre	1,499	10	179	1,194	2,882	12	
St. Anselm's Anglican Church	916	6	55	439	1,416	5	
General voting							
Voting area							
1 *1	22	0	11	17	50	1	294
2 *1	-	-	-	-	-	-	236
3	43	4	25	56	128	3	485
4	51	0	8	19	78	1	398
5	60	0	11	50	121	3	349
6	67	1	11	37	116	1	333
7	90	1	2	31	124	0	340
8	62	0	7	30	99	0	326
9	68	0	2	24	94	0	304
10	52	1	8	24	85	0	330
11	40	0	11	27	78	1	401
12	45	1	4	53	103	0	355
13	24	0	3	52	79	1	231
14 *2	-	-	-	-	-	-	274
15 *2	33	2	6	27	68	0	221
16S	18	0	3	15	36	1	87
17	29	0	2	23	54	1	240
18	13	0	11	23	47	3	231
19	30	0	5	18	53	0	249
20	78	0	4	25	107	0	263
21	51	1	7	13	72	0	195
22	61	0	5	12	78	1	224
23	40	0	2	16	58	1	239
24	91	2	18	58	169	2	347
25	90	1	6	27	124	0	313
26	119	0	9	40	168	0	368
27	71	0	14	82	167	0	326
28	78	0	14	56	148	0	331
29	88	0	8	45	141	0	334
30	63	1	14	38	116	0	295
31	60	2	18	64	144	0	313
32	53	1	18	42	114	0	312
33	41	0	12	36	89	1	238
34	36	1	16	54	107	1	238
35	46	0	19	60	125	0	359
36	51	3	19	38	111	0	272
37	66	3	20	63	152	0	366
38	55	0	6	33	94	2	244
39	55	1	14	57	127	0	363
40	44	1	13	46	104	0	254

Vancouver-Point Grey (VNP)
Voting results by voting area

Statement of Votes
 39th Provincial General Election
 May 12, 2009

Voting area (continued)	Gordon Campbell	John Ince	Stephen Kronstein	Mel Lehan	Total valid votes	Rejected ballots	Registered voters
	LIB	SEX	GP	NDP			
41S	26	3	3	10	42	3	73
42	59	0	12	50	121	0	296
43	83	0	15	58	156	0	332
44S	19	0	1	6	26	1	51
45	65	1	11	85	162	1	323
46	95	0	12	74	181	0	328
47	54	1	16	59	130	0	346
48	65	0	10	60	135	1	328
49	51	1	14	48	114	3	305
50	66	1	11	28	106	0	353
51	68	1	10	77	156	0	377
52	70	1	18	74	163	2	347
53	47	1	19	62	129	1	314
54	65	1	22	82	170	0	344
55	55	1	18	59	133	0	343
56	74	0	19	72	165	0	351
57	63	0	20	69	152	0	324
58	43	1	14	94	152	2	326
59	38	0	6	56	100	0	273
60	29	1	6	92	128	0	257
61	95	2	10	26	133	2	346
62	119	1	18	56	194	0	345
63	128	2	17	38	185	0	353
64	108	1	13	28	150	2	330
65	117	0	21	66	204	3	365
66	67	1	5	83	156	1	346
67	96	0	8	73	177	0	357
68	157	1	17	56	231	0	410
69	74	0	23	81	178	0	378
70	103	0	11	75	189	0	347
71	94	0	9	47	150	2	329
72	103	1	13	47	164	1	352
73	43	0	10	59	112	0	303
74	47	2	14	77	140	0	337
75	67	0	9	58	134	2	308
76	74	1	15	96	186	2	336
77	42	1	16	71	130	1	321
78	79	0	16	74	169	0	377
79	54	0	18	79	151	2	342
80	72	2	13	89	176	1	357
81	58	3	17	82	160	1	350
82	63	0	13	67	143	1	334
83	47	0	10	80	137	2	366
84	52	1	16	73	142	2	326
85	36	0	16	50	102	0	324
86	39	1	2	51	93	0	300
87	45	1	8	52	106	1	248
88	34	1	10	47	92	0	270
89	28	0	11	66	105	0	319
90	66	1	9	50	126	2	314

Vancouver-Point Grey (VNP)
Voting results by voting area

Voting area (continued)	Gordon Campbell	John Ince	Stephen Kronstein	Mel Lehan	Total valid votes	Rejected ballots	Registered voters
	LIB	SEX	GP	NDP			
91	61	2	23	76	162	2	350
92	42	3	31	87	163	1	351
93	42	0	9	78	129	1	303
94	74	2	20	79	175	0	351
95	55	1	13	38	107	0	274
96	54	1	9	61	125	1	308
97	55	3	9	57	124	1	301
98	73	1	20	60	154	0	384
99	72	0	17	57	146	1	369
100	72	1	13	60	146	0	363
101	56	1	13	36	106	0	266
102	78	1	4	27	110	2	271
103	52	0	1	13	66	0	193
104	56	0	8	38	102	0	322
105	50	0	17	63	130	0	310
106	51	1	23	57	132	1	294
107	74	1	4	55	134	1	295
108	74	0	18	81	173	0	309
109	76	0	11	82	169	3	339
110	57	1	9	91	158	1	360
111	75	0	15	78	168	0	333
112	100	2	21	73	196	1	360
113	120	0	15	67	202	0	359
114	86	1	22	55	164	1	362
115	102	1	9	66	178	1	344
116	110	1	26	60	197	2	380
117	81	1	17	83	182	1	344
118	115	3	12	68	198	1	380
119	108	0	12	74	194	1	370
120	111	1	11	72	195	1	361
121	66	0	9	73	148	0	328
122	73	0	12	62	147	0	336
123	56	0	18	36	110	0	264
124	67	1	7	66	141	0	349
125	86	1	17	81	185	2	364
126	67	1	9	60	137	1	337
127	84	1	12	46	143	0	332
128	73	2	14	42	131	1	304
129	88	0	10	56	154	1	329
130	105	0	11	52	168	0	373
Sub totals	10,838	115	1,816	8,642	21,411	112	41,181

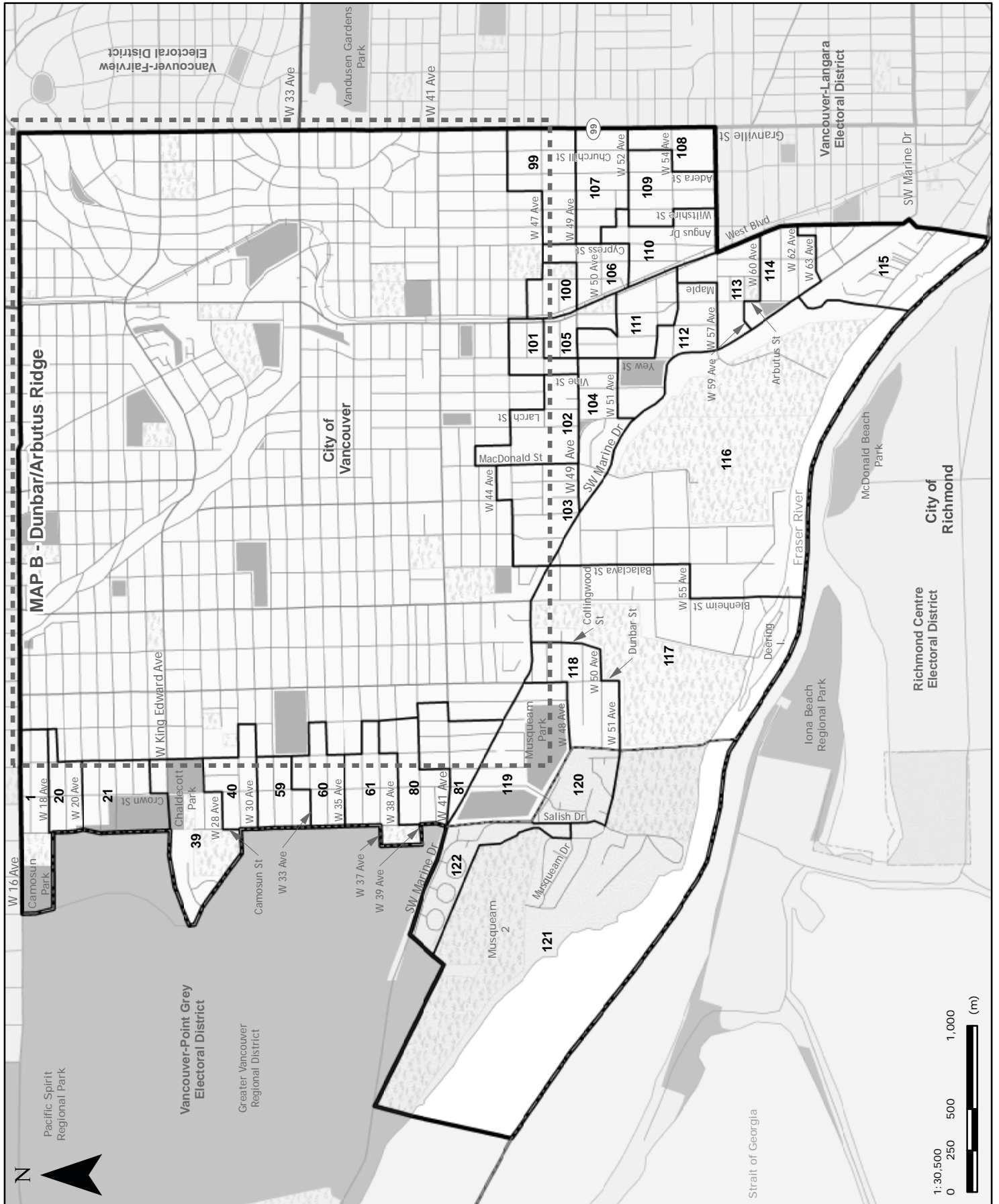
Vancouver-Point Grey (VNP)
Voting results by voting area

Statement of Votes
 39th Provincial General Election
 May 12, 2009

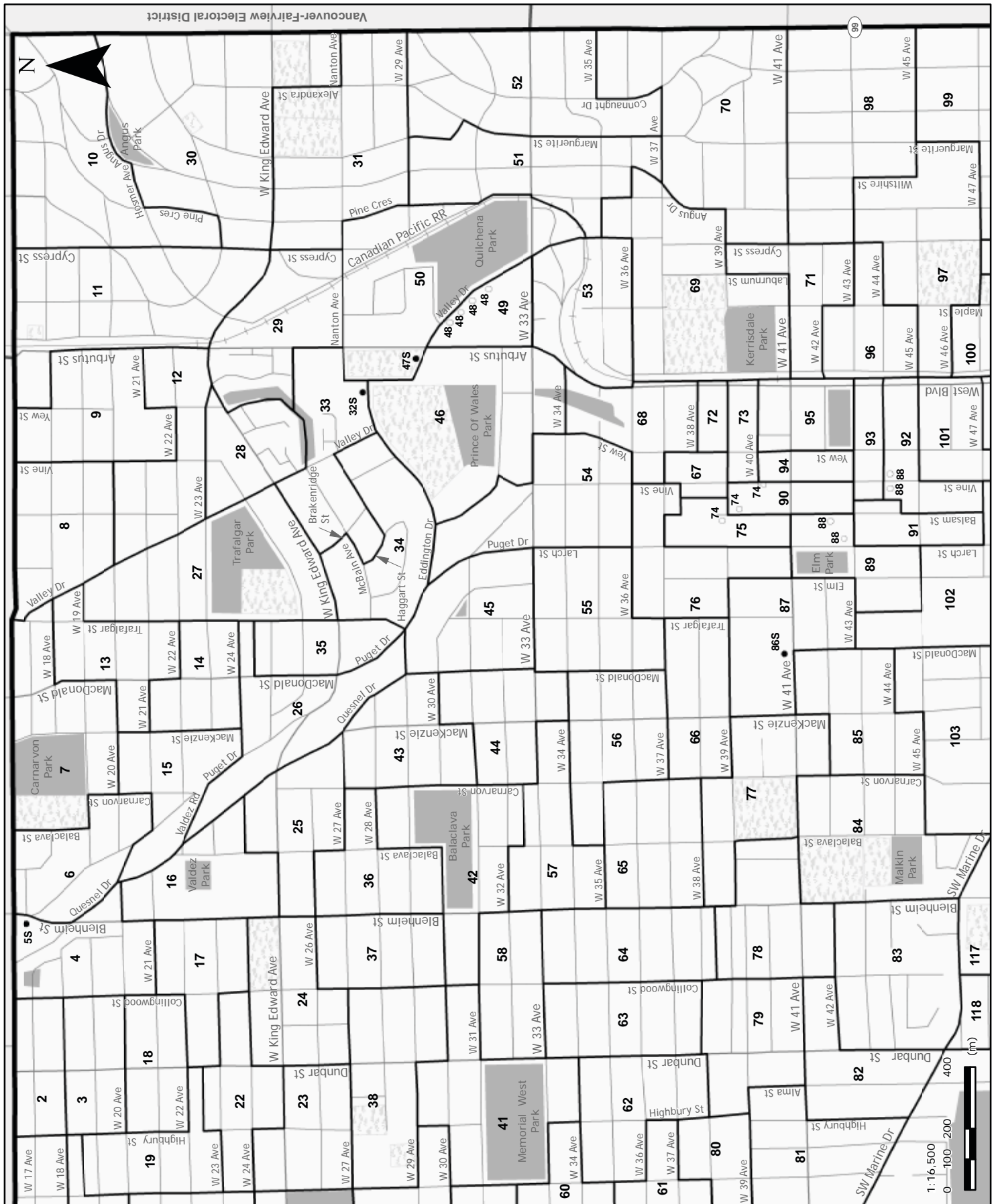
	Gordon Campbell	John Ince	Stephen Kronstein	Mel Lehan	Total valid votes	Rejected ballots	Registered voters
	LIB	SEX	GP	NDP			
s. 98 Special	30	3	15	35	83	3	
s. 99 Absentee - in ED	381	8	117	303	809	5	
s. 100 Absentee - out of ED	78	1	27	77	183	7	
s. 101 Absentee - advance	40	2	11	26	79	1	
s. 104 Voting in DEO office	130	1	19	104	254	4	
s. 106 Voting by mail	49	0	7	45	101	2	
Grand totals	11,546	130	2,012	9,232	22,920	134	41,181
% of valid votes	50.38%	0.56%	8.78%	40.28%			

Summary			
Valid votes - General and advance	21,411	93.42%	Total valid votes
s. 98 Special	83	0.36%	Total valid votes
s. 99 Absentee - in ED	809	3.53%	Total valid votes
s. 100 Absentee - out of ED	183	0.80%	Total valid votes
s. 101 Absentee - advance	79	0.34%	Total valid votes
s. 104 Voting in DEO office	254	1.11%	Total valid votes
s. 106 Voting by mail	101	0.44%	Total valid votes
Total valid votes	22,920		
Rejected ballots	134	0.58%	Ballots cast
Registered voters who voted	23,054	55.98%	Registered voters
Registered voters	41,181		
Candidate elected:	Gordon Campbell (LIB)		

*1 Voting areas 1 and 2 combined
 *2 Voting areas 14 and 15 combined



Vancouver-Quilchena (VNQ)
 MAP B - Dunbar/Arbutus Ridge



Vancouver-Quilchena (VNQ)
Voting results by voting area

	Colin Hansen	Laura-Leah Shaw	James Young	Total valid votes	Rejected ballots	Registered voters
	LIB	GP	NDP			
Advance voting						
Dunbar Community Centre	1,654	190	491	2,335	10	
Kerrisdale Community Centre	1,994	183	456	2,633	8	
General voting						
Voting area						
1	80	33	92	205	3	344
2	50	22	50	122	0	288
3	62	16	58	136	0	316
4	76	12	45	133	0	324
5S *1	-	-	-	-	-	38
6	101	18	31	150	1	296
7	100	13	48	161	1	343
8	87	1	28	116	0	326
9	93	3	20	116	1	345
10	126	14	18	158	0	317
11	104	19	20	143	0	346
12	106	7	17	130	1	333
13	96	13	30	139	1	360
14	76	11	41	128	3	349
15	115	6	32	153	2	314
16	136	40	16	192	1	349
17	114	18	59	191	2	361
18	74	9	43	126	0	362
19	117	10	51	178	0	356
20	103	21	54	178	0	352
21	94	16	44	154	0	351
22	93	18	60	171	0	330
23	79	23	40	142	2	343
24	90	19	42	151	3	350
25	117	10	46	173	1	364
26	102	11	21	134	0	327
27	97	6	14	117	1	324
28	80	8	29	117	1	313
29	85	10	21	116	0	342
30	150	11	22	183	1	345
31	136	9	14	159	2	307
32S *1	58	4	11	73	1	92
33	104	8	39	151	2	345
34	96	8	20	124	3	292
35	72	17	43	132	0	335
36	110	10	30	150	0	333
37	100	25	40	165	0	361
38	68	21	51	140	0	314
39	82	12	16	110	0	325
40	126	18	31	175	1	357

Vancouver-Quilchena (VNQ)
Voting results by voting area

Statement of Votes
 39th Provincial General Election
 May 12, 2009

Voting area (continued)	Colin Hansen	Laura-Leah Shaw	James Young	Total valid votes	Rejected ballots	Registered voters
	LIB	GP	NDP			
41	95	42	41	178	1	366
42	114	19	34	167	1	348
43	116	17	42	175	1	354
44	109	18	20	147	0	346
45	126	12	18	156	0	358
46	107	5	13	125	2	326
47S *1	-	-	-	-	-	77
48	55	6	23	84	1	356
49	42	3	15	60	0	260
50	113	13	14	140	0	361
51	119	11	20	150	1	355
52	123	3	15	141	1	329
53	109	11	18	138	2	300
54	111	12	19	142	0	348
55	116	9	25	150	0	341
56	99	9	27	135	0	375
57	101	4	32	137	0	336
58	104	17	33	154	2	346
59	104	10	32	146	3	365
60	101	15	38	154	0	342
61	149	15	32	196	1	356
62	104	18	41	163	1	350
63	97	13	26	136	1	319
64	94	22	44	160	0	371
65	132	8	37	177	0	350
66	90	14	23	127	2	338
67	60	9	31	100	0	300
68	48	13	26	87	0	284
69	112	17	26	155	1	347
70	123	12	13	148	1	351
71	58	10	21	89	3	281
72	35	8	23	66	0	278
73	56	4	27	87	1	313
74	55	13	26	94	2	251
75	80	16	41	137	0	311
76	107	10	24	141	0	290
77	101	19	34	154	1	320
78	91	15	19	125	0	329
79	93	24	28	145	0	320
80	139	16	32	187	0	352
81	142	15	32	189	0	357
82	89	12	23	124	0	289
83	146	16	16	178	0	341
84	134	13	25	172	1	345
85	104	16	25	145	0	332
86S	66	4	13	83	3	161
87	72	8	26	106	1	342
88	44	12	37	93	1	272
89	70	4	19	93	0	324
90	58	13	16	87	0	272

	Colin Hansen	Laura-Leah Shaw	James Young	Total valid votes	Rejected ballots	Registered voters
Voting area (continued)	LIB	GP	NDP			
91	58	9	39	106	2	308
92	55	16	39	110	1	297
93	32	14	36	82	0	277
94	43	5	32	80	2	284
95	49	3	20	72	0	239
96	81	18	37	136	3	333
97	101	11	16	128	0	312
98	97	8	10	115	0	334
99	108	8	15	131	1	348
100	58	13	33	104	0	324
101	55	14	25	94	0	320
102	107	5	14	126	1	337
103	143	3	17	163	0	367
104	123	4	23	150	2	330
105	54	10	19	83	0	305
106	89	6	21	116	0	326
107	88	5	13	106	0	333
108	75	6	19	100	0	295
109	90	10	7	107	1	320
110	103	8	17	128	0	323
111	114	12	22	148	1	353
112	99	6	12	117	0	253
113	94	18	20	132	1	313
114	136	4	18	158	3	340
115	125	3	26	154	0	337
116	102	11	12	125	0	305
117	119	12	22	153	0	301
118	95	16	26	137	0	322
119	101	14	21	136	0	306
120	13	3	39	55	1	330
121	86	7	42	135	0	363
122	101	10	26	137	1	328
Sub totals	14,910	1,840	4,357	21,107	107	39,067
s. 98 Special	46	8	18	72	3	
s. 99 Absentee - in ED	446	105	154	705	5	
s. 100 Absentee - out of ED	71	29	44	144	7	
s. 101 Absentee - advance	25	4	7	36	1	
s. 104 Voting in DEO office	172	25	34	231	4	
s. 106 Voting by mail	61	13	32	106	0	
Grand totals	15,731	2,024	4,646	22,401	127	39,067
% of valid votes	70.22%	9.04%	20.74%			

Vancouver-Quilchena (VNQ)
Voting results by voting area

Summary

Valid votes - General and advance	21,107	94.22%	Total valid votes
s. 98 Special	72	0.32%	Total valid votes
s. 99 Absentee - in ED	705	3.15%	Total valid votes
s. 100 Absentee - out of ED	144	0.64%	Total valid votes
s. 101 Absentee - advance	36	0.17%	Total valid votes
s. 104 Voting in DEO office	231	1.03%	Total valid votes
s. 106 Voting by mail	106	0.47%	Total valid votes

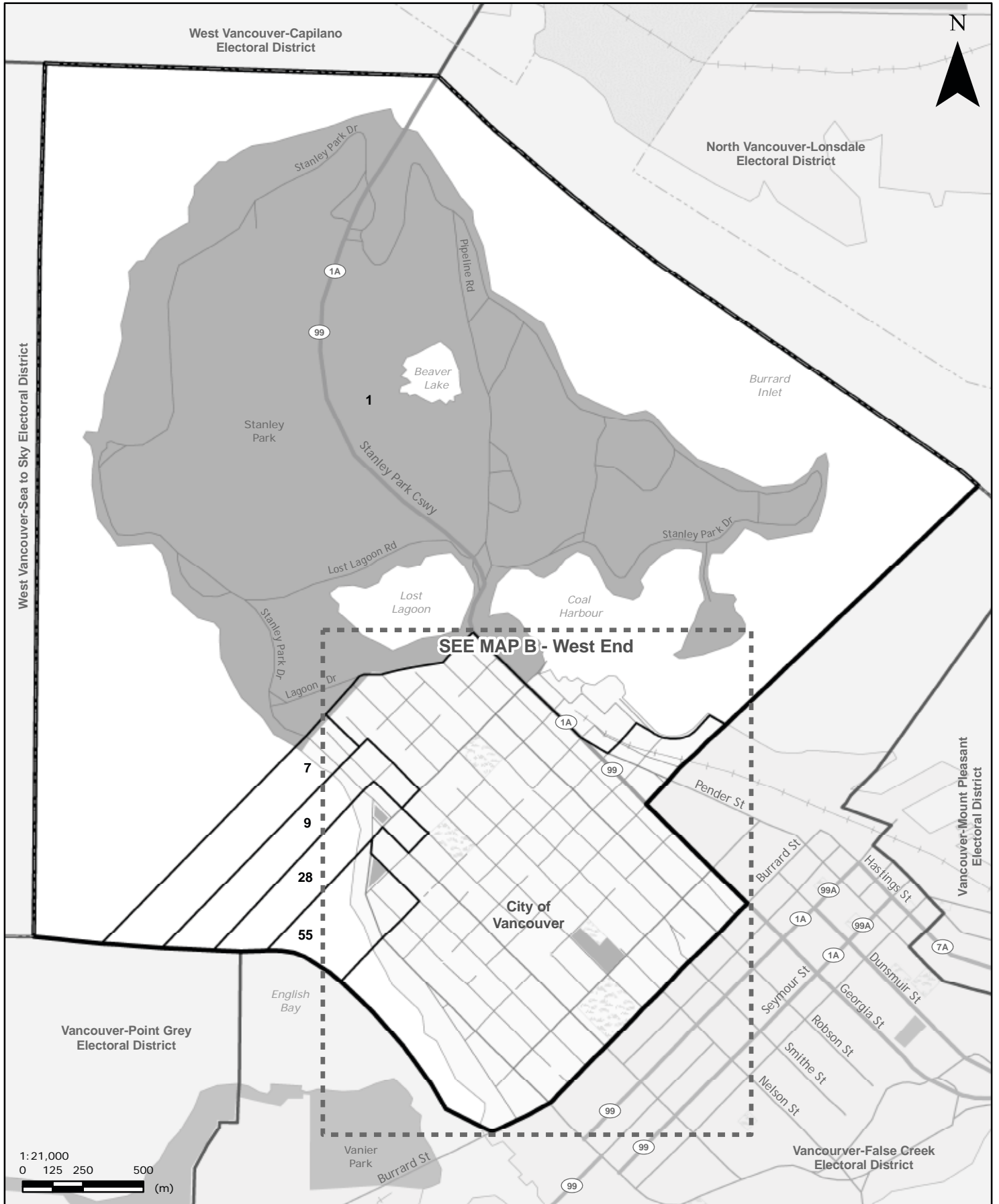
Total valid votes 22,401

Rejected ballots 127 0.56% Ballots cast
Registered voters who voted 22,528 57.67% Registered voters

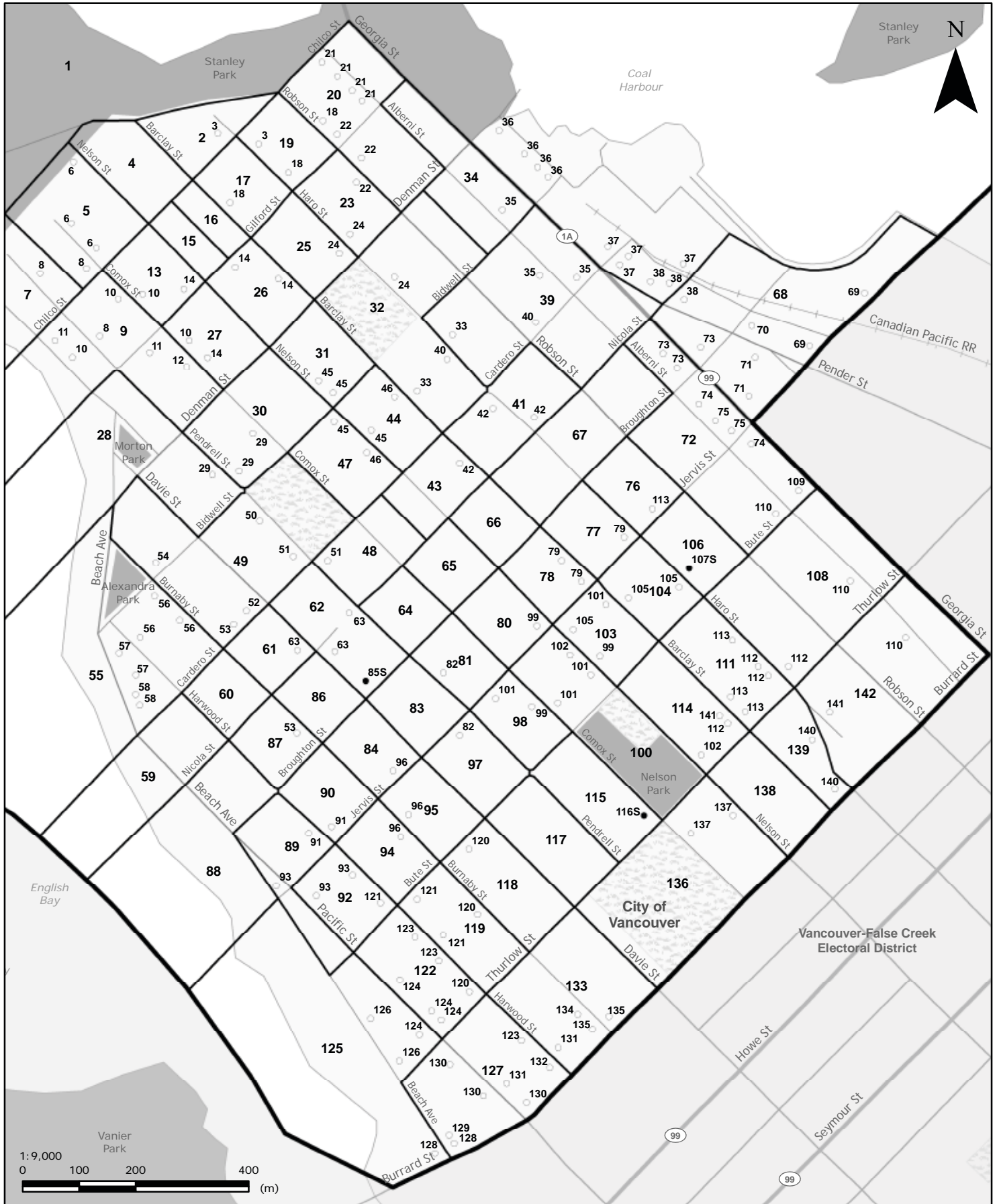
Registered voters 39,067

Candidate elected: Colin Hansen (LIB)

*1 Voting areas 5S, 32S and 47S combined



Vancouver-West End (VNW)
MAP B - West End



Vancouver-West End (VNW)
Voting results by voting area

	Menard D. Caissy	John Clarke	Spencer Herbert	Scarlett Lake	Laura McDiarmid	Drina Read	Total valid votes	Rejected ballots	Registered voters
		LBN	NDP	SEX	LIB	GP			
Advance voting									
Columbus Millennium Towers	4	16	1,143	4	524	131	1,822	8	
Sunset Towers	3	11	1,347	14	724	121	2,220	17	
General voting									
Voting area									
1	0	2	11	0	62	8	83	0	239
2	0	0	55	1	24	5	85	0	212
3	0	3	74	0	39	3	119	0	260
4	0	3	66	2	44	9	124	1	276
5	0	1	73	0	31	12	117	0	295
6	0	0	60	2	55	15	132	3	304
7	0	0	44	0	36	7	87	0	224
8	1	2	60	0	35	8	106	0	273
9	0	0	70	0	49	14	133	0	316
10	0	1	65	1	46	10	123	0	317
11	0	0	37	2	27	6	72	0	206
12	0	1	37	2	45	2	87	0	193
13	0	1	44	0	36	7	88	0	180
14	0	0	81	1	41	14	137	1	320
15	0	0	54	1	10	6	71	0	189
16	0	0	59	1	22	12	94	0	244
17	0	1	85	2	27	5	120	0	267
18	0	0	97	0	20	20	137	0	352
19	0	1	72	0	20	11	104	0	210
20	2	1	32	0	47	13	95	1	255
21	0	2	55	0	30	19	106	0	313
22	0	0	51	1	29	8	89	0	234
23	0	0	35	0	20	5	60	1	181
24	1	3	98	1	51	10	164	1	364
25	0	1	85	1	24	21	132	1	300
26	0	0	64	0	25	13	102	0	221
27	0	1	64	0	30	18	113	1	290
28	0	0	23	0	34	8	65	0	164
29	1	2	94	0	33	10	140	1	312
30	1	1	76	0	30	11	119	0	275
31	1	0	74	0	20	11	106	0	274
32	0	0	63	1	11	9	84	0	268
33	0	2	45	0	15	7	69	0	362
34	0	0	20	0	53	14	87	0	261
35	0	1	33	1	54	3	92	0	309
36	0	4	15	0	98	4	121	0	341
37	0	1	96	0	53	16	166	0	350
38	0	5	32	0	89	7	133	0	302
39	0	2	42	0	39	5	88	1	273
40	0	3	61	0	29	7	100	2	350

Vancouver-West End (VNW)
Voting results by voting area

Statement of Votes
 39th Provincial General Election
 May 12, 2009

	Menard D. Caissy	John Clarke	Spencer Herbert	Scarlett Lake	Laura McDiarmid	Drina Read	Total valid votes	Rejected ballots	Registered voters
		LBN	NDP	SEX	LIB	GP			
41	1	2	36	0	18	8	65	1	235
42	1	0	47	0	24	7	79	2	239
43	0	0	42	0	14	9	65	0	198
44	0	0	33	0	25	1	59	0	188
45	0	0	74	1	20	8	103	0	273
46	0	0	40	0	16	9	65	0	235
47	0	2	54	0	14	9	79	0	207
48	0	0	51	0	22	7	80	0	224
49	0	1	58	0	39	8	106	0	257
50	0	1	32	0	17	12	62	0	150
51	0	2	58	1	28	4	93	0	233
52	0	1	22	0	13	6	42	0	164
53	1	2	63	2	23	9	100	2	256
54	0	0	50	0	15	11	76	0	226
55	0	0	52	0	28	10	90	1	205
56	0	3	74	2	35	8	122	0	328
57	0	1	46	0	26	8	81	0	184
58	0	1	44	2	28	6	81	0	272
59	1	0	60	0	29	9	99	0	279
60	0	0	55	0	28	6	89	0	230
61	0	3	46	0	17	6	72	0	228
62	0	0	30	0	6	3	39	0	136
63	0	1	59	0	35	13	108	0	304
64	0	0	53	0	19	4	76	0	240
65	0	0	49	1	26	7	83	1	246
66	1	1	59	0	34	10	105	0	268
67	1	3	37	0	18	9	68	1	270
68	1	1	26	0	62	2	92	1	276
69	0	3	20	1	69	6	99	0	224
70	0	0	14	0	35	5	54	0	186
71	0	4	24	0	62	4	94	0	349
72	0	0	24	0	44	2	70	0	235
73	1	3	29	1	56	6	96	0	331
74	1	2	18	0	33	2	56	1	323
75	0	1	18	0	54	3	76	0	316
76	0	0	45	0	17	7	69	0	221
77	0	0	31	0	20	2	53	0	166
78	0	1	40	0	11	4	56	0	185
79	0	0	54	0	28	7	89	0	347
80	0	0	32	0	26	8	66	0	189
81	0	0	51	1	22	6	80	0	191
82	0	0	67	1	34	11	113	0	322
83	0	0	48	1	8	8	65	0	305
84	0	1	55	2	23	9	90	2	244
85S *1	3	5	34	1	22	9	74	1	95
86	0	2	52	1	18	16	89	0	259
87	0	2	73	1	35	15	126	0	340
88	0	1	44	1	38	4	88	0	251
89	0	1	29	1	30	16	77	0	253
90	1	0	68	2	29	10	110	1	298

Vancouver-West End (VNW)
Voting results by voting area

Voting area (continued)	Menard D. Caissy	John Clarke	Spencer Herbert	Scarlett Lake	Laura McDiarmid	Drina Read	Total valid votes	Rejected ballots	Registered voters
	LBN	NDP	SEX	LIB	GP				
91	0	0	55	1	32	8	96	0	272
92	0	0	30	0	18	5	53	0	156
93	1	5	32	0	32	12	82	1	276
94	0	2	57	1	25	9	94	2	251
95	0	0	52	0	6	6	64	0	178
96	0	0	56	0	16	13	85	0	289
97	0	1	44	0	18	4	67	0	179
98	0	0	49	0	27	14	90	0	218
99	0	1	54	2	30	7	94	1	293
100	0	0	33	1	10	3	47	1	122
101	0	1	64	1	42	14	122	1	343
102	1	5	115	1	28	9	159	6	332
103	0	0	54	0	20	8	82	3	223
104	0	3	43	0	25	9	80	0	242
105	0	0	60	0	43	10	113	0	280
106	2	0	21	0	21	2	46	1	237
107S *1	-	-	-	-	-	-	-	-	90
108	0	1	31	2	22	9	65	0	195
109	0	2	8	0	20	3	33	0	151
110	0	1	19	0	38	7	65	0	332
111	0	1	33	1	21	12	68	1	240
112	0	0	34	1	35	7	77	0	240
113	0	0	48	1	25	13	87	0	306
114	0	2	80	0	27	7	116	0	287
115	0	2	85	0	14	6	107	0	287
116S *1	-	-	-	-	-	-	-	-	26
117	0	2	42	0	29	10	83	1	221
118	0	1	57	0	21	8	87	0	231
119	1	0	49	1	18	9	78	0	220
120	0	1	89	0	26	11	127	0	360
121	0	2	56	0	22	10	90	0	316
122	0	1	37	0	14	7	59	0	191
123	0	1	64	2	35	10	112	0	277
124	0	1	40	0	22	24	87	0	271
125	0	0	33	1	17	6	57	0	183
126	0	1	56	0	45	12	114	0	333
127	0	1	31	0	7	5	44	0	139
128	0	1	7	0	31	3	42	0	122
129	0	1	34	0	23	9	67	0	270
130	0	2	49	1	54	7	113	1	357
131	0	3	69	0	16	20	108	3	276
132	0	1	23	0	25	4	53	1	145
133	0	1	68	2	24	11	106	2	269
134	0	3	55	1	21	3	83	1	228
135	0	3	52	0	38	6	99	0	251
136	0	0	53	0	38	14	105	1	325
137	0	1	41	0	19	4	65	2	239
138	0	0	52	3	20	13	88	0	241
139	0	0	38	0	23	4	65	0	170
140	0	2	26	0	40	6	74	0	260

Vancouver-West End (VNW)
Voting results by voting area

Statement of Votes
 39th Provincial General Election
 May 12, 2009

	Menard D. Caissy	John Clarke	Spencer Herbert	Scarlett Lake	Laura McDiarmid	Drina Read	Total valid votes	Rejected ballots	Registered voters
Voting area (continued)		LBN	NDP	SEX	LIB	GP			
141	1	0	22	0	23	10	56	0	214
142	0	0	32	0	8	10	50	0	159
Sub totals	33	179	9,344	84	5,378	1,447	16,465	82	35,370
s. 98 Special	1	2	37	0	18	7	65	1	
s. 99 Absentee - in ED	2	13	331	6	192	86	630	6	
s. 100 Absentee - out of ED	0	1	85	0	46	21	153	6	
s. 101 Absentee - advance	0	0	23	0	11	5	39	1	
s. 104 Voting in DEO office	0	1	78	0	62	13	154	0	
s. 106 Voting by mail	0	0	28	0	28	3	59	0	
Grand totals	36	196	9,926	90	5,735	1,582	17,565	96	35,370
% of valid votes	0.20%	1.12%	56.51%	0.51%	32.65%	9.01%			

Summary

Valid votes - General and advance	16,465	93.74%	Total valid votes
s. 98 Special	65	0.37%	Total valid votes
s. 99 Absentee - in ED	630	3.59%	Total valid votes
s. 100 Absentee - out of ED	153	0.87%	Total valid votes
s. 101 Absentee - advance	39	0.21%	Total valid votes
s. 104 Voting in DEO office	154	0.88%	Total valid votes
s. 106 Voting by mail	59	0.34%	Total valid votes

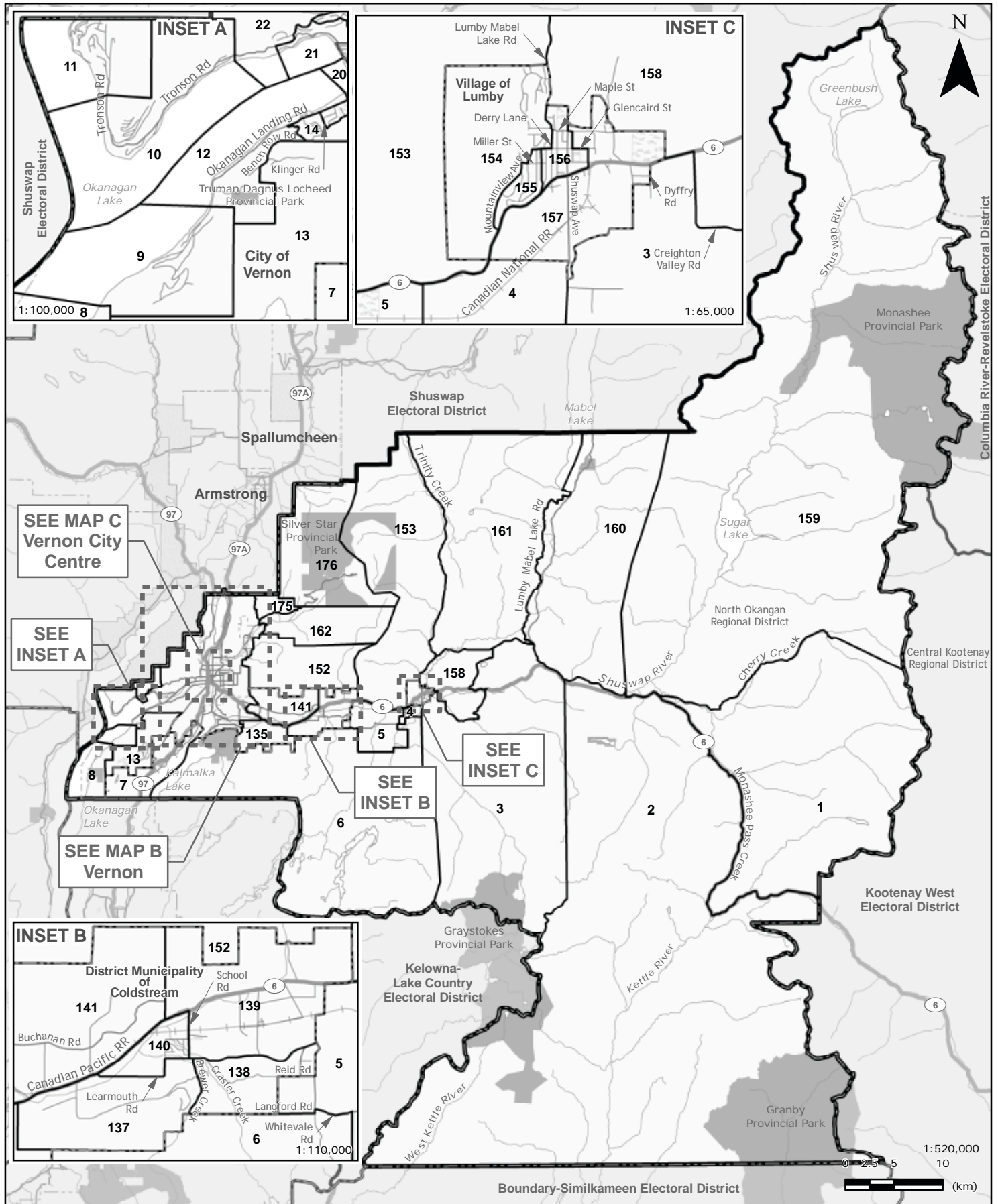
Total valid votes 17,565

Rejected ballots 96 0.54% Ballots cast
 Registered voters who voted 17,661 49.93% Registered voters

Registered voters 35,370

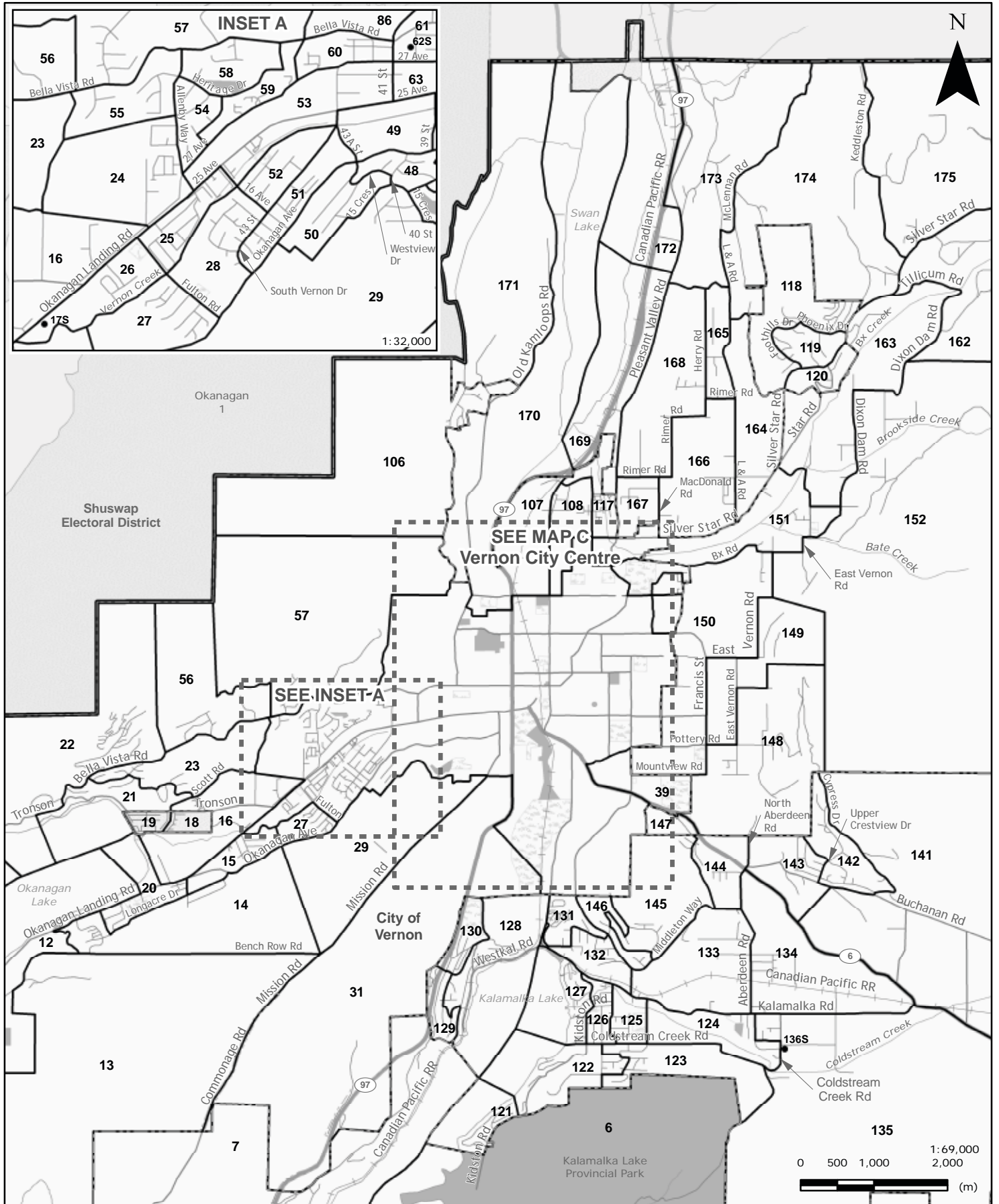
Candidate elected: Spencer Herbert (NDP)

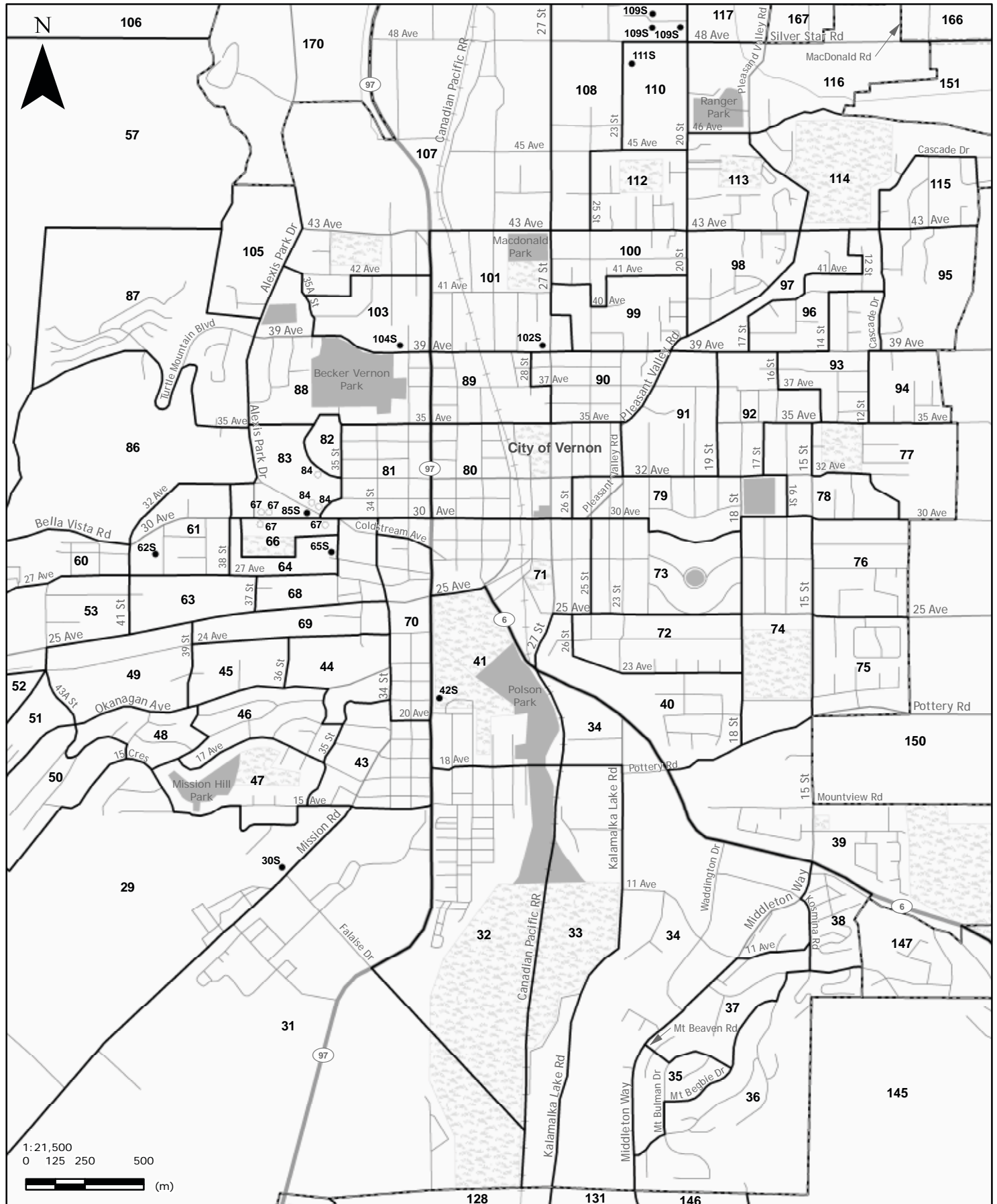
*1 Voting areas 85S, 107S and 116S combined



Vernon-Monashee (VRM)
MAP B - Vernon

Statement of Votes
 39th Provincial General Election
 May 12, 2009





Vernon-Monashee (VRM)
Voting results by voting area

Statement of Votes
 39th Provincial General Election
 May 12, 2009

	Huguette Marie Allen GP	RJ Busch REFD	Gordon Campbell	Eric Bailey Foster LIB	Mark Steven Olsen NDP	Dean Skoreyko CP	Total valid votes	Rejected ballots	Registered voters
Advance voting									
Schubert Centre	558	7	292	1,748	1,385	431	4,421	50	
White Valley Community Centre	56	2	14	148	84	40	344	2	
General voting									
Voting area									
1	28	0	2	14	19	8	71	1	166
2	41	1	1	26	65	9	143	0	307
3	30	1	5	35	31	10	112	1	255
4	22	0	2	50	38	7	119	2	284
5	24	0	5	35	34	8	106	1	219
6	17	0	0	20	23	5	65	2	180
7	3	0	3	18	4	2	30	0	96
8	3	0	0	22	9	2	36	1	123
9	28	0	9	64	35	11	147	0	248
10	16	0	3	39	18	3	79	0	160
11	20	0	5	75	21	9	130	1	309
12	21	1	10	83	16	12	143	1	286
13	3	1	9	44	6	1	64	1	168
14	24	1	9	67	54	12	167	2	377
15	5	0	8	33	39	5	90	1	272
16	30	0	11	27	48	10	126	0	302
17S *1	3	2	9	14	11	8	47	1	86
18	14	0	7	59	48	13	141	1	234
19	14	0	6	33	39	12	104	1	279
20	32	0	10	62	48	4	156	0	335
21	18	0	7	57	53	10	145	2	323
22	25	0	9	52	37	5	128	0	295
23	24	0	8	68	37	11	148	0	358
24	18	0	10	52	31	12	123	1	293
25	14	0	9	25	26	8	82	1	283
26	9	0	5	27	28	8	77	0	158
27	11	0	10	46	45	4	116	0	266
28	6	0	10	23	53	7	99	0	321
29	16	0	7	43	41	4	111	0	374
30S *2	16	0	12	17	42	22	109	0	78
31	7	0	2	45	19	4	77	1	163
32	12	0	0	7	20	2	41	1	207
33	21	0	7	28	24	4	84	1	275
34	14	1	4	37	33	8	97	1	242
35	4	0	2	69	24	5	104	1	252
36	14	0	13	93	50	9	179	3	386
37	16	2	6	47	38	6	115	0	256
38	2	0	11	63	17	8	101	0	205
39	7	0	9	67	41	6	130	1	285
40	24	0	11	40	53	7	135	0	345

Vernon-Monashee (VRM)
Voting results by voting area

Voting area (continued)	Huguette Marie Allen	RJ Busch	Gordon Campbell	Eric Bailey Foster	Mark Steven Olsen	Dean Skoreyko	Total valid votes	Rejected ballots	Registered voters
	GP	REFD		LIB	NDP	CP			
41	6	2	4	11	22	2	47	1	178
42S *2	-	-	-	-	-	-	-	-	75
43	24	2	6	19	47	1	99	0	327
44	14	0	3	20	30	4	71	1	331
45	8	0	4	14	31	4	61	0	249
46	17	0	9	28	30	10	94	0	310
47	10	0	6	38	22	8	84	0	258
48	7	0	4	21	25	3	60	0	304
49	12	0	4	21	25	2	64	0	312
50	14	0	8	38	31	5	96	3	301
51	16	0	7	26	43	11	103	0	341
52	9	0	2	10	27	0	48	0	271
53	20	0	7	21	18	4	70	1	252
54	5	0	3	19	40	2	69	0	204
55	16	0	6	37	29	10	98	0	273
56	38	0	7	26	54	11	136	1	335
57	22	0	4	36	30	5	97	0	210
58	13	1	8	24	45	16	107	3	232
59	14	1	6	29	22	6	78	0	306
60	7	0	2	5	29	2	45	1	226
61	27	1	7	14	47	6	102	1	326
62S *1	-	-	-	-	-	-	-	-	11
63	7	0	11	30	45	14	107	1	353
64	14	0	3	15	37	7	76	1	274
65S *3	12	2	10	26	17	8	75	1	46
66 *4	-	-	-	-	-	-	-	-	129
67 *4	9	0	7	22	34	11	83	2	251
68	13	1	7	20	41	10	92	2	315
69	12	1	0	7	21	8	49	1	216
70	7	0	8	13	28	5	61	1	277
71	17	0	1	29	18	1	66	0	228
72	19	0	7	57	43	10	136	1	292
73	31	0	2	49	44	8	134	0	329
74	27	0	6	41	51	6	131	0	272
75	25	1	13	55	58	14	166	1	362
76	20	0	5	40	70	4	139	0	303
77	19	0	4	44	46	10	123	1	331
78	23	0	4	35	32	7	101	0	252
79	25	0	5	39	33	8	110	0	266
80	12	0	4	11	34	7	68	1	213
81	12	0	6	6	26	1	51	1	186
82	8	0	3	21	14	3	49	0	195
83	10	0	3	27	22	13	75	0	202
84	11	0	12	27	22	5	77	2	289
85S *1	-	-	-	-	-	-	-	-	55
86	13	0	4	27	28	3	75	1	266
87	16	0	3	15	35	3	72	0	306
88	25	0	6	29	29	6	95	0	288
89	10	1	5	5	29	3	53	1	263
90	23	1	8	27	37	9	105	0	302

Vernon-Monashee (VRM)
Voting results by voting area

Statement of Votes
 39th Provincial General Election
 May 12, 2009

Voting area (continued)	Huguette Marie Allen	RJ Busch	Gordon Campbell	Eric Bailey Foster	Mark Steven Olsen	Dean Skoreyko	Total valid votes	Rejected ballots	Registered voters
	GP	REFD		LIB	NDP	CP			
91	32	1	6	34	44	5	122	0	322
92	22	0	8	30	35	3	98	0	282
93	14	0	9	49	42	11	125	2	337
94	6	1	3	39	19	6	74	1	160
95	15	0	3	43	36	11	108	0	206
96	19	0	13	36	34	8	110	1	312
97	13	0	4	31	28	1	77	0	192
98	24	0	4	21	40	6	95	0	317
99	8	1	8	34	50	16	117	2	342
100	15	0	1	26	31	7	80	0	287
101	22	0	8	22	41	11	104	0	346
102S *5	12	2	9	11	30	13	77	0	65
103	22	0	10	32	32	8	104	1	333
104S *2	-	-	-	-	-	-	-	-	92
105	16	1	6	25	34	17	99	0	375
106	19	1	5	41	45	5	116	2	256
107	20	0	5	16	29	5	75	0	251
108	5	0	2	20	21	12	60	2	252
109S *5	-	-	-	-	-	-	-	-	110
110	7	1	4	24	19	7	62	1	210
111S *3	-	-	-	-	-	-	-	-	52
112	13	0	6	21	41	9	90	3	302
113	22	0	5	18	21	9	75	1	318
114	13	0	3	42	37	5	100	0	255
115	17	0	9	40	36	15	117	0	272
116	5	0	6	34	33	11	89	1	262
117	12	0	8	29	21	13	83	1	275
118	30	2	6	78	31	20	167	0	321
119	17	0	10	114	28	8	177	3	352
120	6	0	1	46	14	10	77	1	149
121	21	0	5	53	27	6	112	2	209
122	33	0	11	74	37	4	159	3	308
123	26	0	5	74	41	4	150	1	351
124	29	1	9	34	46	6	125	2	225
125	24	0	5	49	49	13	140	0	276
126	14	0	5	59	36	14	128	1	299
127	22	0	6	35	30	15	108	0	259
128	30	0	11	82	36	4	163	2	336
129	19	1	1	62	26	3	112	1	298
130	14	0	1	35	31	10	91	1	225
131	21	0	10	60	56	9	156	2	378
132	21	0	13	75	34	11	154	0	335
133	25	0	2	51	33	6	117	0	264
134	28	0	8	41	36	12	125	1	274
135	15	0	5	39	34	6	99	1	202
136S *2	-	-	-	-	-	-	-	-	45
137	19	1	5	60	44	15	144	0	294
138	16	1	4	45	30	11	107	0	202
139	26	1	10	79	48	13	177	0	347
140	25	1	9	54	73	17	179	0	336

Voting area (continued)	Huguette Marie Allen	RJ Busch	Gordon Campbell	Eric Bailey Foster	Mark Steven Olsen	Dean Skoreyko	Total valid votes	Rejected ballots	Registered voters
	GP	REFD		LIB	NDP	CP			
141	26	1	12	75	24	2	140	3	317
142	30	0	9	81	46	11	177	3	370
143	26	1	3	82	36	11	159	1	299
144	10	1	8	37	20	2	78	1	175
145	22	2	9	105	20	6	164	0	341
146	10	1	12	95	16	6	140	3	304
147	14	0	2	17	28	5	66	1	176
148	23	0	13	63	58	15	172	2	384
149	14	4	9	35	24	11	97	1	205
150	18	0	5	41	37	18	119	0	296
151	15	0	8	52	33	11	119	2	272
152	24	0	7	37	18	9	95	0	227
153	40	2	3	51	42	10	148	2	357
154	37	0	5	63	27	26	158	0	368
155	43	0	4	54	57	11	169	1	361
156	30	3	1	33	39	12	118	0	288
157	19	0	5	29	37	7	97	0	262
158	29	1	2	77	36	11	156	3	337
159	53	0	2	17	42	2	116	0	252
160	44	1	4	21	19	3	92	0	207
161	36	0	2	46	19	5	108	0	225
162	23	0	4	38	26	13	104	0	280
163	23	1	9	47	32	12	124	1	245
164	5	0	5	28	18	6	62	1	131
165	14	1	7	51	52	19	144	0	326
166	32	0	4	57	57	7	157	0	313
167	17	0	8	66	63	22	176	1	315
168	24	1	8	48	55	12	148	5	286
169	6	0	1	6	30	0	43	0	160
170	16	2	4	35	18	4	79	0	216
171	10	0	4	20	10	5	49	0	149
172	10	0	2	25	23	5	65	0	219
173	29	1	10	56	54	22	172	1	361
174	17	0	1	48	23	7	96	1	198
175 *6	25	0	6	45	43	9	128	2	282
176 *6	-	-	-	-	-	-	-	-	94
Sub totals	3,657	72	1,311	8,494	7,129	1,836	22,499	186	45,410
s. 98 Special	21	0	13	32	55	16	137	2	
s. 99 Absentee - in ED	276	3	66	354	424	96	1,219	17	
s. 100 Absentee - out of ED	24	0	1	24	26	7	82	3	
s. 101 Absentee - advance	1	0	2	12	15	2	32	0	
s. 104 Voting in DEO office	40	0	2	88	38	12	180	3	
s. 106 Voting by mail	10	1	2	11	11	3	38	2	
Grand totals	4,029	76	1,397	9,015	7,698	1,972	24,187	213	45,410
% of valid votes	16.66%	0.31%	5.78%	37.27%	31.83%	8.15%			

Vernon-Monashee (VRM)
Voting results by voting area

Summary

Valid votes - General and advance	22,499	93.02%	Total valid votes
s. 98 Special	137	0.57%	Total valid votes
s. 99 Absentee - in ED	1,219	5.04%	Total valid votes
s. 100 Absentee - out of ED	82	0.34%	Total valid votes
s. 101 Absentee - advance	32	0.13%	Total valid votes
s. 104 Voting in DEO office	180	0.74%	Total valid votes
s. 106 Voting by mail	38	0.16%	Total valid votes

Total valid votes 24,187

Rejected ballots 213 0.87% Ballots cast
 Registered voters who voted 24,400 53.73% Registered voters

Registered voters 45,410

Candidate elected: Eric Bailey Foster (LIB)

- *1 Voting areas 17S, 62S and 85S combined
- *2 Voting areas 30S, 42S, 104S and 136S combined
- *3 Voting areas 65S and 111S combined
- *4 Voting areas 66 and 67 combined
- *5 Voting areas 102S and 109S combined
- *6 Voting areas 175 and 176 combined



Victoria-Beacon Hill (VTB)
Voting results by voting area

Statement of Votes
 39th Provincial General Election
 May 12, 2009

	Saul Andersen	Dallas Henault	Carole James	Adam Saab	Total valid votes	Rejected ballots	Registered voters
	IND	LIB	NDP	GP			
Advance voting							
North Park Manor	45	1,039	2,029	511	3,624	13	
General voting							
Voting area							
1	1	14	46	14	75	0	161
2	5	28	79	21	133	5	331
3	2	23	92	28	145	2	338
4	2	25	120	22	169	2	341
5	3	29	68	26	126	2	349
6	0	15	91	30	136	0	326
7	6	17	67	18	108	1	321
8	0	17	77	19	113	3	297
9	4	18	61	32	115	0	296
10	3	18	67	33	121	0	378
11	3	23	65	20	111	0	282
12	0	13	43	29	85	1	277
13	1	28	35	8	72	0	274
14	2	34	54	24	114	0	289
15	3	15	49	25	92	0	343
16S *1	-	-	-	-	-	-	27
17	0	35	45	14	94	1	322
18S *1	-	-	-	-	-	-	20
19	1	17	64	9	91	0	278
20	2	18	41	8	69	0	286
21	1	22	58	26	107	2	294
22	2	19	62	23	106	1	284
23	0	17	60	13	90	1	274
24	3	20	74	26	123	0	310
25	2	10	67	26	105	1	315
26S *1	4	28	34	4	70	0	105
27	3	8	72	29	112	0	323
28	2	17	82	34	135	0	343
29	1	20	74	28	123	0	339
30	3	27	106	37	173	2	345
31	1	29	103	25	158	0	313
32	0	33	93	22	148	1	298
33	3	35	82	24	144	0	302
34	0	24	86	35	145	1	292
35	2	32	98	27	159	0	283
36	1	40	91	22	154	3	304
37	0	37	99	24	160	0	340
38	0	48	98	26	172	0	348
39	0	28	75	24	127	0	280
40	0	29	73	20	122	1	297

Voting area (continued)	Saul Andersen	Dallas Henault	Carole James	Adam Saab	Total valid votes	Rejected ballots	Registered voters
	IND	LIB	NDP	GP			
41S *2	-	-	-	-	-	-	45
42	1	33	75	9	118	0	282
43	2	19	66	15	102	1	263
44	0	27	37	17	81	1	215
45	5	26	73	26	130	1	335
46	2	23	67	29	121	0	304
47	2	33	86	25	146	1	315
48	1	43	74	21	139	0	314
49	2	18	50	17	87	1	287
50	3	19	83	37	142	0	358
51	0	45	43	9	97	0	362
52	1	35	47	17	100	1	340
53	1	48	40	12	101	0	282
54	0	14	61	19	94	1	328
55	1	23	44	12	80	2	242
56	2	38	41	24	105	0	286
57	1	6	38	16	61	0	263
58S	3	12	24	5	44	0	116
59	0	10	22	19	51	0	248
60	3	81	68	27	179	1	354
61S *2	-	-	-	-	-	-	42
62	1	46	70	19	136	1	336
63S	1	14	31	3	49	1	76
64	0	26	61	19	106	1	292
65	0	32	38	26	96	1	317
66	2	30	74	36	142	0	323
67	2	36	81	25	144	3	314
68	0	33	78	31	142	0	322
69	1	48	68	28	145	3	318
70S *2	-	-	-	-	-	-	7
71	1	66	62	29	158	0	329
72S *2	-	-	-	-	-	-	8
73	3	36	72	21	132	3	295
74S *2	1	13	22	1	37	6	37
75	4	66	48	18	136	0	298
76	1	57	60	22	140	2	288
77	5	61	73	30	169	1	315
78	1	42	120	36	199	0	327
79	1	51	96	30	178	0	286
80	0	59	100	34	193	0	319
81	0	73	82	25	180	0	320
82	2	95	47	24	168	0	318
83	1	57	90	37	185	0	337
84	4	60	96	33	193	2	336
85	0	20	78	29	127	1	301
86	2	30	84	28	144	0	342
87	1	27	69	27	124	0	324
88	0	28	69	32	129	0	328
89	1	29	44	15	89	0	285
90	0	41	54	20	115	0	332

Victoria-Beacon Hill (VTB)
Voting results by voting area

Statement of Votes
 39th Provincial General Election
 May 12, 2009

Voting area (continued)	Saul Andersen	Dallas Henault	Carole James	Adam Saab	Total valid votes	Rejected ballots	Registered voters
	IND	LIB	NDP	GP			
91	4	40	86	25	155	1	323
92S	2	22	38	9	71	2	113
93S	2	12	15	1	30	1	64
94	0	33	104	25	162	0	313
95S *3	1	17	41	2	61	2	74
96S *3	-	-	-	-	-	-	26
97	0	31	39	17	87	0	187
98	0	37	52	11	100	1	197
99	0	70	71	6	147	0	304
100	1	57	74	18	150	1	314
101	1	69	60	11	141	0	312
102	1	38	104	30	173	4	357
103	3	46	106	20	175	0	350
104	2	24	81	26	133	0	327
105	0	33	79	27	139	1	328
106	3	28	80	31	142	0	314
107	1	23	72	35	131	1	343
108	2	51	86	26	165	0	326
109	0	43	87	25	155	0	341
110	0	43	98	16	157	3	321
111	2	41	94	33	170	1	311
112	2	54	102	28	186	1	296
113	2	53	104	38	197	2	318
114	5	25	103	20	153	1	303
115S	1	6	30	4	41	0	138
116	2	35	99	30	166	0	314
117	3	78	90	20	191	1	336
118S *4	-	-	-	-	-	-	10
119	2	44	92	34	172	0	341
120	0	62	105	29	196	2	345
121	2	52	80	27	161	0	329
122	2	32	109	44	187	0	351
123	2	54	91	38	185	0	317
124	0	35	119	41	195	1	323
125	0	40	95	46	181	2	318
126S *4	-	-	-	-	-	-	11
127S *4	-	-	-	-	-	-	4
128	0	38	87	27	152	0	310
129	1	25	93	31	150	0	301
130	2	26	68	14	110	0	318
131	2	32	56	16	106	0	282
132	1	25	58	17	101	0	262
133	1	42	86	22	151	2	289
134	4	38	77	31	150	0	321
135	0	47	88	17	152	0	284
136	5	48	94	32	179	0	345
137	4	47	90	19	160	0	331
138S *3	-	-	-	-	-	-	26
139	2	27	111	25	165	1	335
140	1	63	114	14	192	2	335

	Saul Andersen	Dallas Henault	Carole James	Adam Saab	Total valid votes	Rejected ballots	Registered voters
	IND	LIB	NDP	GP			
141	1	29	58	8	96	1	256
142	6	35	96	23	160	0	325
143	0	40	110	18	168	1	333
144S	4	6	16	4	30	5	67
145	2	37	110	31	180	1	333
146	2	51	80	24	157	2	325
147	2	47	98	28	175	0	342
148	1	57	127	14	199	1	344
149	0	33	84	34	151	0	300
150	11	28	103	21	163	0	321
151	3	14	55	14	86	0	221
152	4	61	72	15	152	5	305
153	3	33	73	29	138	2	280
154S *4	2	29	30	6	67	1	94
155	3	34	86	21	144	0	295
Sub totals	291	5,998	12,592	3,768	22,649	130	42,615
s. 98 Special	2	19	65	21	107	3	
s. 99 Absentee - in ED	17	169	348	175	709	4	
s. 100 Absentee - out of ED	3	44	105	48	200	19	
s. 101 Absentee - advance	0	31	31	7	69	2	
s. 104 Voting in DEO office	4	97	212	65	378	8	
s. 106 Voting by mail	2	17	47	22	88	1	
Grand totals	319	6,375	13,400	4,106	24,200	167	42,615
% of valid votes	1.32%	26.34%	55.37%	16.97%			

Summary

Valid votes - General and advance	22,649	93.59%	Total valid votes
s. 98 Special	107	0.44%	Total valid votes
s. 99 Absentee - in ED	709	2.93%	Total valid votes
s. 100 Absentee - out of ED	200	0.83%	Total valid votes
s. 101 Absentee - advance	69	0.29%	Total valid votes
s. 104 Voting in DEO office	378	1.56%	Total valid votes
s. 106 Voting by mail	88	0.36%	Total valid votes

Total valid votes 24,200

Rejected ballots 167 0.69% Ballots cast
Registered voters who voted 24,367 57.18% Registered voters

Registered voters 42,615

Candidate elected: Carole James (NDP)

*1 Voting areas 16S, 18S and 26S combined

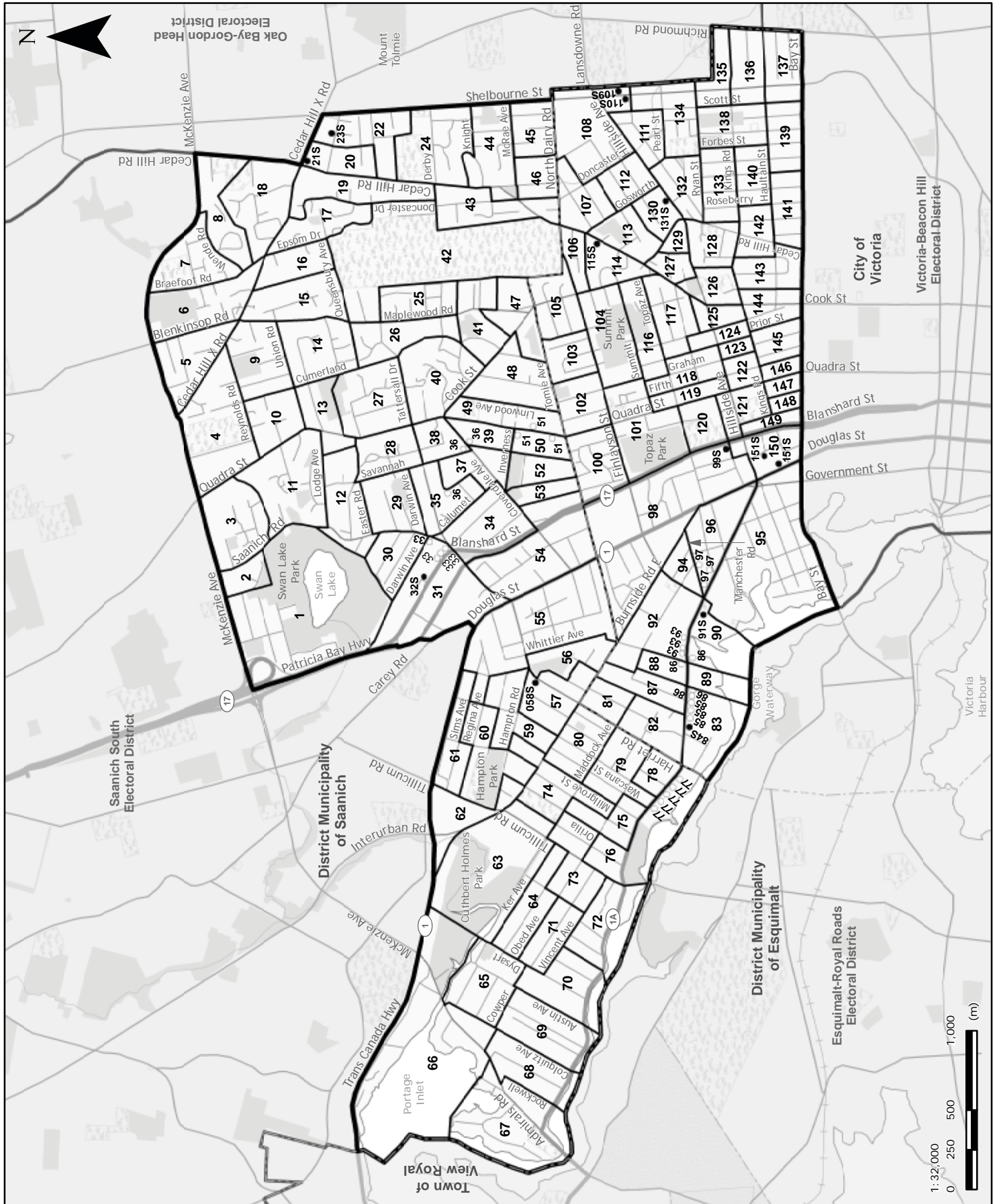
*2 Voting areas 41S, 61S, 70S, 72S and 74S combined

*3 Voting areas 95S, 96S and 138S combined

*4 Voting areas 118S, 126S, 127S and 154S combined

Victoria-Swan Lake (VTS)
MAP A - Victoria-Swan Lake Electoral District

Statement of Votes
 39th Provincial General Election
 May 12, 2009



	Rob Fleming NDP	Jesse McClinton LIB	Robert (Bob) Savage REFD	David Wright GP	Total valid votes	Rejected ballots	Registered voters
Advance voting							
Church of Latter-day Saints	1,499	591	17	266	2,373	6	
Les Passmore Seniors Centre	591	216	11	68	886	2	
General voting							
Voting area							
1	104	43	1	13	161	0	329
2	32	25	0	7	64	0	126
3	80	59	2	24	165	0	361
4	110	55	0	18	183	1	339
5	96	60	1	15	172	0	347
6	84	64	0	18	166	0	310
7	67	38	0	5	110	0	222
8	93	68	2	17	180	1	324
9	70	48	0	12	130	0	241
10	67	37	3	10	117	0	255
11	106	57	1	31	195	0	387
12	104	36	1	29	170	0	338
13	74	44	0	16	134	1	288
14	97	65	2	20	184	2	302
15	69	65	0	15	149	1	281
16	45	23	1	9	78	0	159
17	82	61	0	18	161	0	246
18	75	50	2	19	146	0	251
19	106	68	2	8	184	2	363
20	96	70	0	16	182	3	342
21S *1	41	17	2	8	68	1	120
22	70	43	1	16	130	4	247
23S *3	-	-	-	-	-	-	48
24	111	41	0	25	177	2	319
25	70	40	1	6	117	0	222
26	76	29	1	9	115	1	227
27	84	69	1	13	167	0	355
28	48	37	0	10	95	0	205
29	90	33	1	8	132	1	256
30	96	31	1	19	147	0	254
31	35	22	1	5	63	1	135
32S *4	-	-	-	-	-	-	27
33	69	35	0	10	114	0	270
34	52	24	0	12	88	0	223
35	90	22	1	15	128	2	264
36	40	19	2	10	71	1	264
37	70	16	0	7	93	0	276
38	38	18	0	7	63	0	149
39	87	19	4	14	124	1	296
40	128	52	1	35	216	1	379

Victoria-Swan Lake (VTS)
Voting results by voting area

Statement of Votes
 39th Provincial General Election
 May 12, 2009

Voting area (continued)	Rob Fleming	Jesse McClinton	Robert (Bob) Savage	David Wright	Total valid votes	Rejected ballots	Registered voters
	NDP	LIB	REFD	GP			
41	66	42	2	13	123	1	231
42	67	49	0	12	128	1	194
43	109	50	1	19	179	0	315
44	111	51	2	11	175	1	296
45	66	29	3	13	111	0	204
46	70	42	1	9	122	2	248
47	81	46	0	10	137	1	293
48	94	37	0	19	150	0	299
49	73	35	1	12	121	0	257
50	62	28	0	18	108	0	295
51	66	25	2	11	104	0	322
52	55	25	2	15	97	0	267
53	78	25	1	17	121	0	315
54	62	33	2	9	106	0	286
55	68	22	0	8	98	1	261
56	56	26	5	14	101	0	308
57	69	34	2	7	112	0	291
58S *1	-	-	-	-	-	-	10
59	72	24	2	15	113	0	310
60	58	28	2	10	98	1	267
61	65	32	1	13	111	0	345
62	61	19	1	3	84	0	275
63	85	36	0	14	135	0	335
64	85	23	0	16	124	0	313
65	76	35	1	13	125	2	277
66	74	37	2	26	139	0	292
67	91	52	0	30	173	0	319
68	104	29	0	23	156	0	259
69	114	62	1	32	209	1	340
70	91	40	1	18	150	0	284
71	82	21	3	9	115	1	227
72	61	30	2	21	114	0	232
73	86	28	1	16	131	0	312
74	104	33	0	22	159	0	282
75	90	26	1	20	137	0	285
76	78	25	0	8	111	0	290
77	90	41	3	15	149	0	329
78	93	48	1	14	156	0	305
79	87	50	0	25	162	0	341
80	93	29	3	12	137	0	313
81	32	28	0	12	72	0	195
82	88	29	1	14	132	1	278
83	57	20	4	15	96	0	268
84S *2	50	66	3	13	132	1	64
85	42	32	1	9	84	0	207
86	44	22	3	7	76	0	333
87	72	35	2	8	117	0	261
88	57	18	0	12	87	0	224
89	38	10	0	5	53	0	182
90	38	40	0	13	91	1	179

Voting area (continued)	Rob Fleming	Jesse McClinton	Robert (Bob) Savage	David Wright	Total valid votes	Rejected ballots	Registered voters
	NDP	LIB	REFD	GP			
91S *3	56	30	1	6	93	1	220
92	75	19	0	23	117	1	285
93	62	16	0	9	87	1	367
94	35	5	1	4	45	1	191
95	25	13	0	11	49	0	139
96	31	14	0	3	48	0	139
97	52	22	0	8	82	0	210
98 *6	-	-	-	-	-	-	146
99S *2	-	-	-	-	-	-	139
100	84	40	0	23	147	1	340
101	55	20	0	13	88	3	234
102	67	23	2	15	107	2	253
103	65	20	0	11	96	0	219
104	84	15	1	16	116	0	304
105	74	55	0	16	145	1	298
106	34	14	0	5	53	0	126
107	95	39	3	19	156	0	287
108	57	23	0	9	89	0	242
109S *4	-	-	-	-	-	-	94
110S *4	57	55	2	15	129	3	72
111	82	46	1	13	142	2	247
112	104	53	2	23	182	1	357
113	74	33	0	15	122	1	239
114	87	39	0	10	136	1	288
115S *1	-	-	-	-	-	-	80
116	64	43	0	11	118	1	218
117	107	25	3	30	165	0	332
118	81	23	1	12	117	0	298
119	52	16	0	15	83	3	303
120	62	18	1	10	91	2	257
121	35	7	0	5	47	0	186
122	54	18	0	13	85	0	257
123	34	9	0	16	59	1	250
124	37	19	0	11	67	0	202
125	57	24	0	14	95	0	290
126	39	5	0	6	50	0	224
127	44	17	2	18	81	1	252
128	100	36	1	20	157	1	292
129	33	12	1	6	52	0	170
130	56	18	1	13	88	0	308
131S *5	66	26	4	13	109	4	67
132	73	42	0	22	137	0	261
133	103	33	0	34	170	0	313
134	103	42	0	29	174	1	307
135	69	29	0	22	120	0	284
136	87	36	0	24	147	0	284
137	100	34	3	42	179	1	357
138	71	27	2	16	116	1	227
139	90	31	3	37	161	1	288
140	77	34	0	21	132	1	249

**Victoria-Swan Lake (VTS)
Voting results by voting area**

Statement of Votes
39th Provincial General Election
May 12, 2009

	Rob Fleming	Jesse McClinton	Robert (Bob) Savage	David Wright	Total valid votes	Rejected ballots	Registered voters
	NDP	LIB	REFD	GP			
141	119	23	0	16	158	0	319
142	70	24	0	21	115	0	246
143	93	38	0	20	151	0	305
144	71	7	0	28	106	0	273
145	86	13	1	14	114	1	286
146	46	10	0	11	67	0	177
147	38	17	0	18	73	0	212
148	62	29	1	7	99	0	284
149	74	8	0	5	87	1	284
150 *6	28	12	0	9	49	3	156
151S *5	-	-	-	-	-	-	63
Sub totals	12,389	5,456	163	2,459	20,467	91	38,359
s. 98 Special	98	53	6	9	166	7	
s. 99 Absentee - in ED	326	112	3	97	538	19	
s. 100 Absentee - out of ED	116	39	1	29	185	25	
s. 101 Absentee - advance	22	10	0	6	38	4	
s. 104 Voting in DEO office	112	64	1	15	192	5	
s. 106 Voting by mail	56	20	0	13	89	2	
Grand totals	13,119	5,754	174	2,628	21,675	153	38,359
% of valid votes	60.53%	26.54%	0.81%	12.12%			

Summary

Valid votes - General and advance	20,467	94.43%	Total valid votes
s. 98 Special	166	0.77%	Total valid votes
s. 99 Absentee - in ED	538	2.48%	Total valid votes
s. 100 Absentee - out of ED	185	0.85%	Total valid votes
s. 101 Absentee - advance	38	0.17%	Total valid votes
s. 104 Voting in DEO office	192	0.89%	Total valid votes
s. 106 Voting by mail	89	0.41%	Total valid votes

Total valid votes 21,675

Rejected ballots 153 0.70% Ballots cast
Registered voters who voted 21,828 56.90% Registered voters

Registered voters 38,359

Candidate elected: Rob Fleming (NDP)

*1 Voting areas 21S, 58S and 115S combined

*2 Voting areas 84S and 99S combined

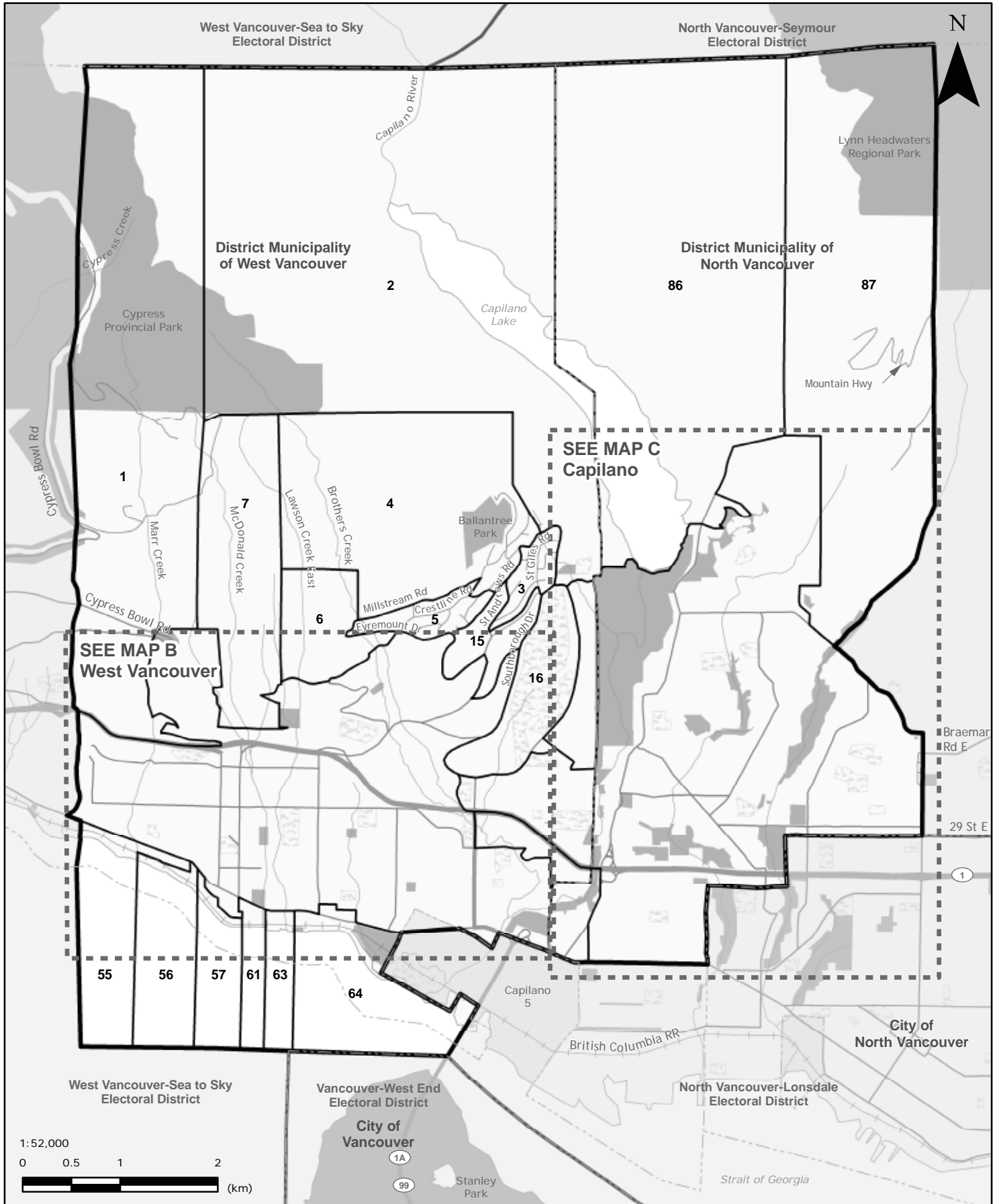
*3 Voting areas 23S and 91S combined

*4 Voting areas 32S, 109S and 110S combined

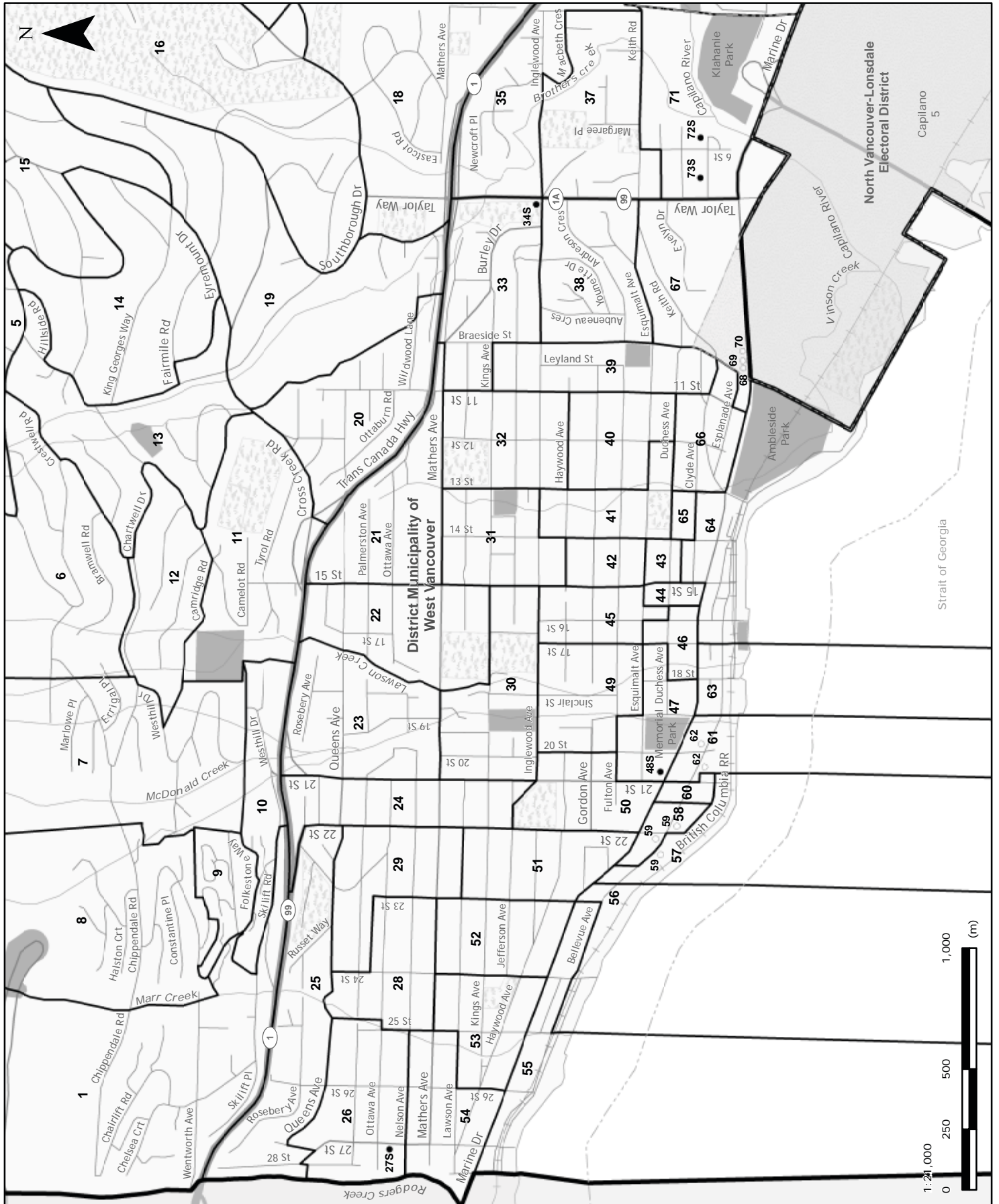
*5 Voting areas 131S and 151S combined

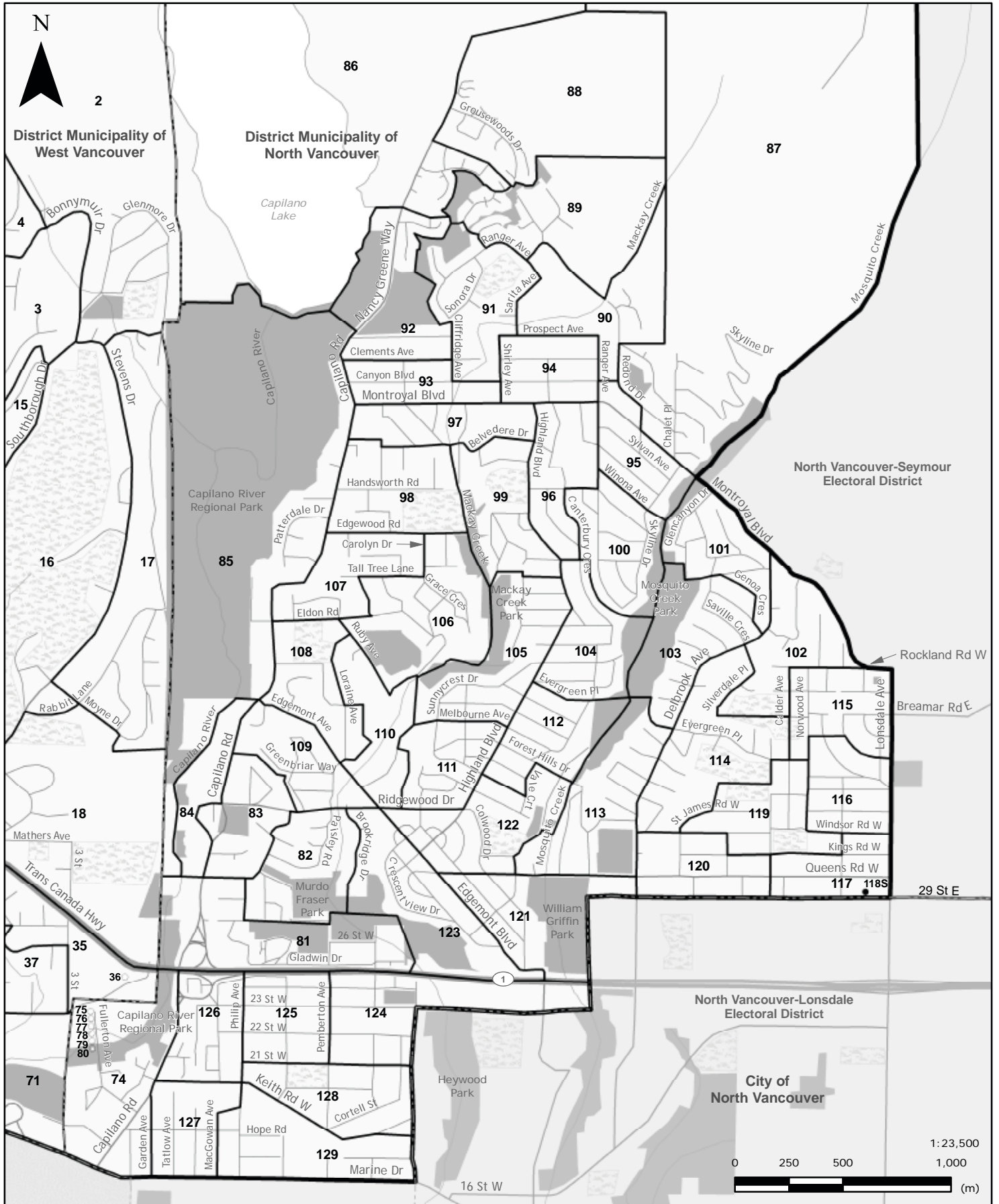
*6 Voting areas 98 and 150 combined

West Vancouver-Capilano (WCA)
MAP A - West Vancouver-Capilano Electoral District



West Vancouver-Capilano (WCA)
MAP B - West Vancouver





West Vancouver-Capilano (WCA)
Voting results by voting area

Statement of Votes
 39th Provincial General Election
 May 12, 2009

	Tunya Audain	David Owen Marley	Eddie Petrossian	Terry Platt	Ralph Sultan	Ryan Windsor	Total valid votes	Rejected ballots	Registered voters
	LBN	IND	CP	NDP	LIB	GP			
Advance voting									
Delbrook Recreation Centre-North Building	6	122	27	261	1,110	98	1,624	3	
Royal Canadian Legion 60	10	107	50	152	900	73	1,292	4	
St. Stephen's Anglican Church	6	110	40	124	1,144	71	1,495	5	
General voting									
Voting area									
1	2	2	6	3	69	3	85	1	298
2	1	11	3	16	81	13	125	1	352
3	2	3	3	14	78	5	105	0	354
4	0	8	13	10	80	7	118	0	353
5	0	2	1	2	86	6	97	0	317
6	3	1	1	3	53	2	63	0	291
7	0	9	3	5	64	1	82	0	320
8	0	4	1	3	86	2	96	0	305
9	1	5	2	3	86	4	101	0	316
10	1	4	8	10	43	5	71	0	293
11	0	2	4	14	82	9	111	0	315
12	2	4	2	6	60	5	79	0	308
13	3	2	2	2	93	6	108	1	287
14	0	8	5	6	54	4	77	1	298
15	1	11	9	8	93	6	128	0	337
16	0	15	4	13	106	7	145	0	312
17	3	11	7	7	117	14	159	0	348
18	3	12	3	7	141	13	179	0	337
19	2	6	2	14	97	2	123	0	363
20	1	7	10	11	87	7	123	0	319
21	0	10	4	12	110	9	145	0	343
22	1	8	5	14	95	10	133	0	292
23	3	6	11	13	115	13	161	0	346
24	1	11	0	13	107	19	151	0	343
25	0	18	0	12	124	9	163	1	345
26	1	11	5	13	121	13	164	1	328
27S	0	3	9	7	9	6	34	3	66
28	0	11	3	19	93	14	140	1	318
29	1	13	2	6	104	12	138	0	315
30	0	12	4	26	110	10	162	0	332
31	1	13	3	13	102	12	144	0	348
32	2	10	7	28	112	18	177	0	327
33	1	9	3	19	116	17	165	0	375
34S	3	1	12	7	35	4	62	0	169
35	0	3	3	17	89	11	123	1	280
36	0	10	1	14	38	12	75	1	208
37	2	10	6	18	127	9	172	0	292
38	0	7	4	11	117	13	152	0	348
39	1	19	5	23	112	21	181	0	338
40	0	9	2	22	94	10	137	1	310

West Vancouver-Capilano (WCA)
Voting results by voting area

Voting area (continued)	Tunya Audain	David Owen Marley	Eddie Petrossian	Terry Platt	Ralph Sultan	Ryan Windsor	Total valid votes	Rejected ballots	Registered voters
	LBN	IND	CP	NDP	LIB	GP			
41	3	16	5	18	110	16	168	0	305
42	1	8	8	29	63	10	119	0	314
43	0	12	6	24	64	7	113	1	322
44	0	5	2	14	29	9	59	0	222
45	1	11	2	25	61	6	106	1	305
46	2	8	3	23	69	7	112	1	290
47	1	2	2	8	46	6	65	0	290
48S	0	8	9	4	33	3	57	0	86
49	4	8	3	17	96	7	135	2	348
50	2	9	3	23	51	15	103	0	293
51	2	14	4	14	84	13	131	0	332
52	6	8	3	17	111	12	157	1	327
53	2	10	10	16	105	31	174	0	312
54	0	15	1	19	101	21	157	0	312
55	0	14	2	12	95	1	124	0	314
56	0	14	4	5	59	5	87	0	293
57	1	12	3	7	80	8	111	1	304
58	2	12	1	13	74	14	116	0	289
59	1	5	0	13	40	4	63	0	221
60	2	8	4	17	61	7	99	0	322
61	1	7	4	10	39	4	65	2	318
62	0	3	7	12	44	2	68	0	262
63	1	7	4	5	68	7	92	0	259
64	0	4	2	12	55	10	83	2	266
65	1	13	0	40	84	3	141	0	284
66	0	11	4	20	96	24	155	0	327
67	0	9	4	11	87	12	123	1	377
68	0	2	2	11	25	0	40	0	161
69	0	2	4	7	23	3	39	0	163
70	0	7	2	10	28	5	52	0	216
71	0	4	2	20	66	7	99	0	297
72S	0	0	9	14	20	4	47	2	139
73S	2	1	8	2	23	1	37	0	81
74	1	5	10	31	56	6	109	2	307
75	2	7	4	22	77	5	117	0	238
76	2	3	8	14	41	6	74	0	170
77	3	8	13	39	34	9	106	2	282
78	2	5	11	31	44	4	97	0	263
79	3	6	8	22	36	3	78	0	262
80	0	5	4	22	33	1	65	0	235
81	0	5	1	19	58	17	100	0	310
82	0	3	2	23	85	16	129	0	296
83	0	11	5	31	76	10	133	2	297
84	2	6	0	10	79	11	108	2	274
85	0	4	5	25	106	7	147	0	337
86	0	4	1	17	84	4	110	1	280
87	2	13	6	26	119	10	176	0	344
88	2	13	8	19	107	5	154	0	308
89	0	0	4	13	123	2	142	0	305
90	0	13	3	21	129	10	176	0	322

West Vancouver-Capilano (WCA)
Voting results by voting area

Statement of Votes
 39th Provincial General Election
 May 12, 2009

Voting area (continued)	Tunya Audain	David Owen Marley	Eddie Petrossian	Terry Platt	Ralph Sultan	Ryan Windsor	Total valid votes	Rejected ballots	Registered voters
	LBN	IND	CP	NDP	LIB	GP			
91	0	14	2	25	126	19	186	2	344
92	0	10	1	16	92	6	125	1	334
93	1	12	2	27	105	17	164	1	320
94	0	9	1	31	94	10	145	0	322
95	1	8	2	33	107	12	163	1	301
96	1	17	8	34	132	13	205	1	359
97	1	5	2	30	113	8	159	0	299
98	3	15	5	13	117	5	158	0	306
99	6	10	2	25	160	11	214	0	326
100	1	16	4	16	155	18	210	0	370
101	2	5	3	28	93	12	143	0	339
102	4	7	2	25	89	20	147	1	356
103	0	2	3	17	106	17	145	2	350
104	2	8	1	15	114	4	144	1	289
105	2	7	3	21	119	18	170	3	353
106	0	10	4	31	144	11	200	0	349
107	1	9	5	14	105	8	142	0	322
108	2	9	6	22	148	12	199	1	359
109	0	7	7	16	117	11	158	1	308
110	0	16	3	34	124	16	193	0	350
111	0	6	3	31	99	18	157	2	308
112	0	9	5	24	139	18	195	1	322
113	4	4	2	27	102	15	154	1	378
114	1	4	3	30	105	20	163	3	360
115	1	10	1	35	107	14	168	2	368
116	0	10	1	39	102	14	166	0	345
117	2	7	5	55	88	16	173	0	377
118S	3	1	3	13	21	2	43	0	78
119	2	13	2	44	85	15	161	1	363
120	0	7	1	42	59	20	129	0	357
121	0	9	2	30	85	16	142	0	311
122	1	9	8	54	98	15	185	0	349
123	2	7	2	32	117	17	177	3	333
124	1	7	5	49	143	12	217	0	379
125	0	14	3	46	100	25	188	1	337
126	2	9	4	48	94	19	176	2	369
127	0	5	7	33	33	15	93	0	347
128	1	22	2	44	131	22	222	4	364
129	0	11	3	28	91	11	144	0	360
Sub totals	165	1,400	643	3,055	14,276	1,567	21,106	83	39,288
s. 98 Special	0	4	2	7	19	1	33	0	
s. 99 Absentee - in ED	11	44	43	130	567	67	862	10	
s. 100 Absentee - out of ED	3	8	6	51	99	35	202	13	
s. 101 Absentee - advance	0	5	1	9	22	2	39	0	
s. 104 Voting in DEO office	3	24	13	30	258	22	350	3	
s. 106 Voting by mail	0	4	2	9	51	5	71	0	
Grand totals	182	1,489	710	3,291	15,292	1,699	22,663	109	39,288
% of valid votes	0.80%	6.57%	3.13%	14.52%	67.48%	7.50%			

Summary

Valid votes - General and advance	21,106	93.13%	Total valid votes
s. 98 Special	33	0.16%	Total valid votes
s. 99 Absentee - in ED	862	3.80%	Total valid votes
s. 100 Absentee - out of ED	202	0.89%	Total valid votes
s. 101 Absentee - advance	39	0.17%	Total valid votes
s. 104 Voting in DEO office	350	1.54%	Total valid votes
s. 106 Voting by mail	71	0.31%	Total valid votes

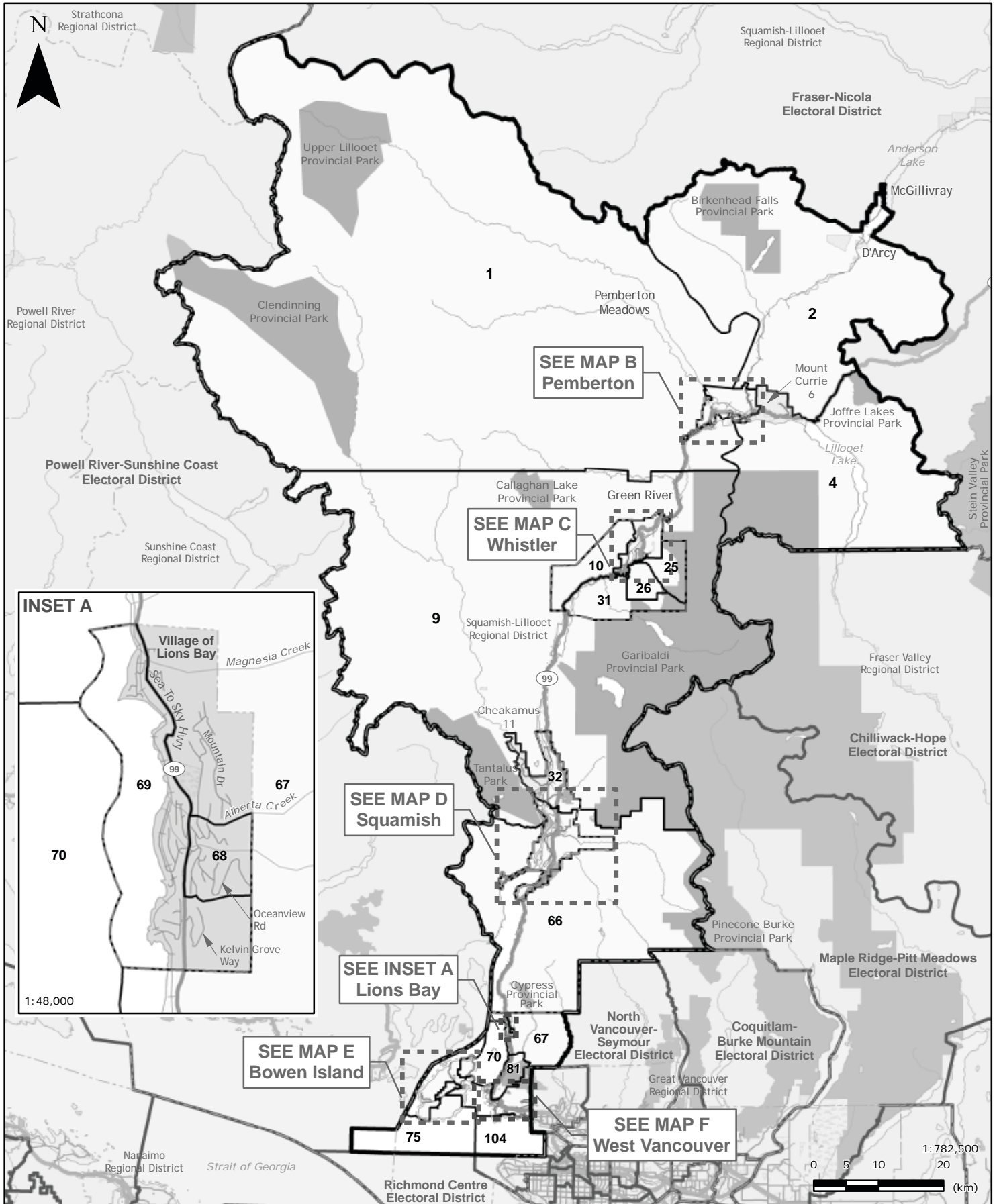
Total valid votes 22,663

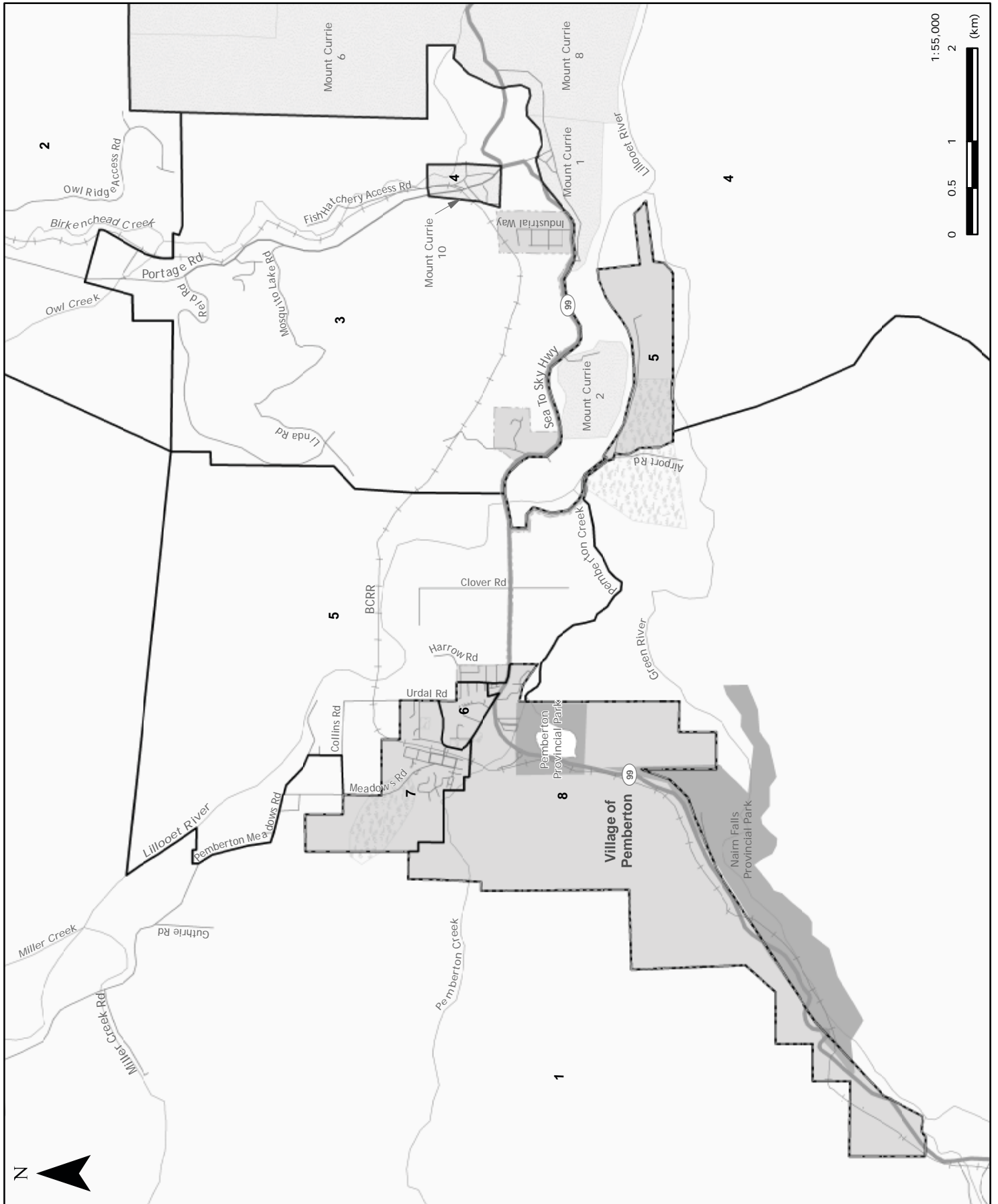
Rejected ballots 109 0.48% Ballots cast
Registered voters who voted 22,772 57.96% Registered voters

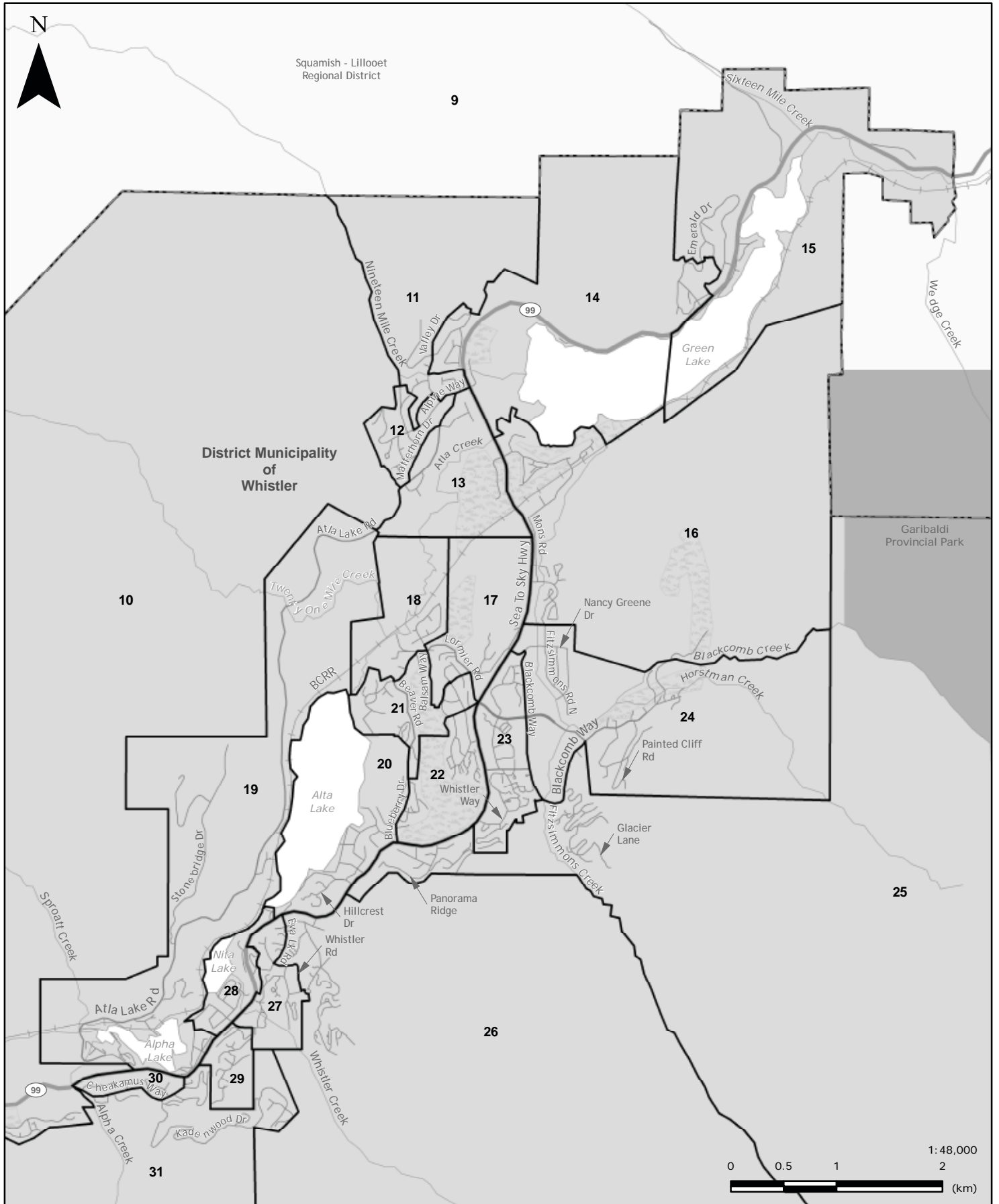
Registered voters 39,288

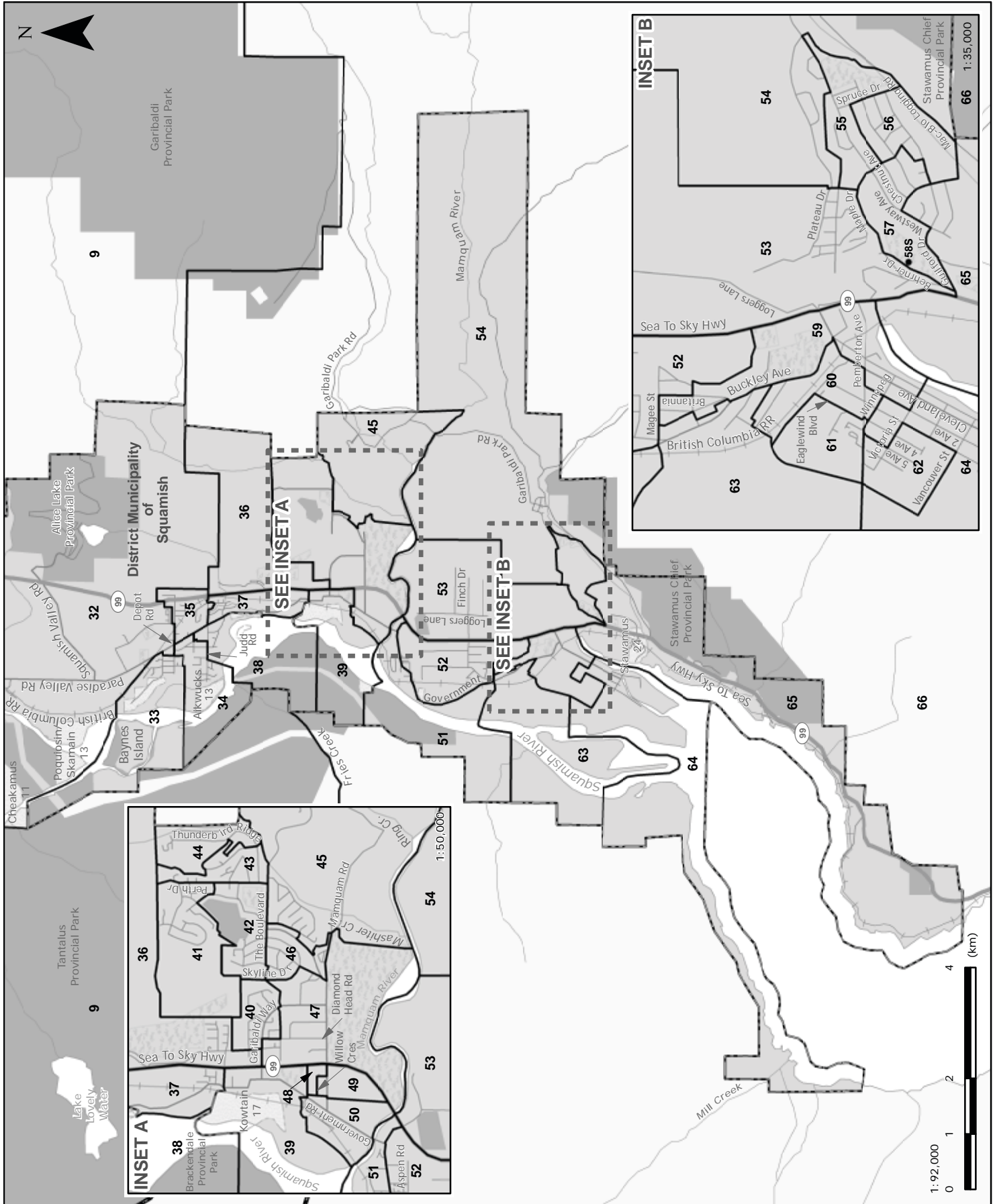
Candidate elected: Ralph Sultan (LIB)

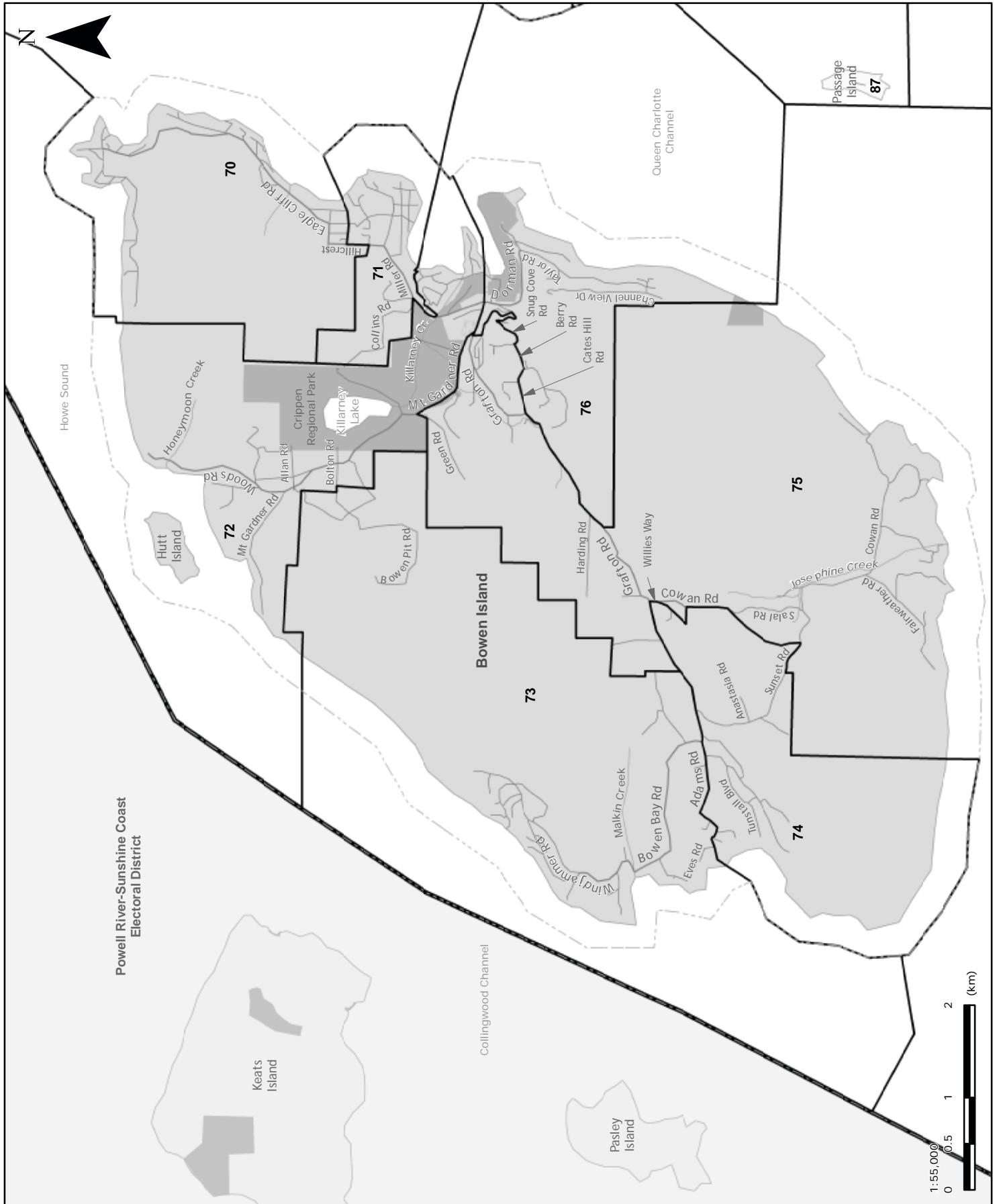
West Vancouver-Sea to Sky (WSS)
MAP A - West Vancouver-Sea to Sky Electoral District

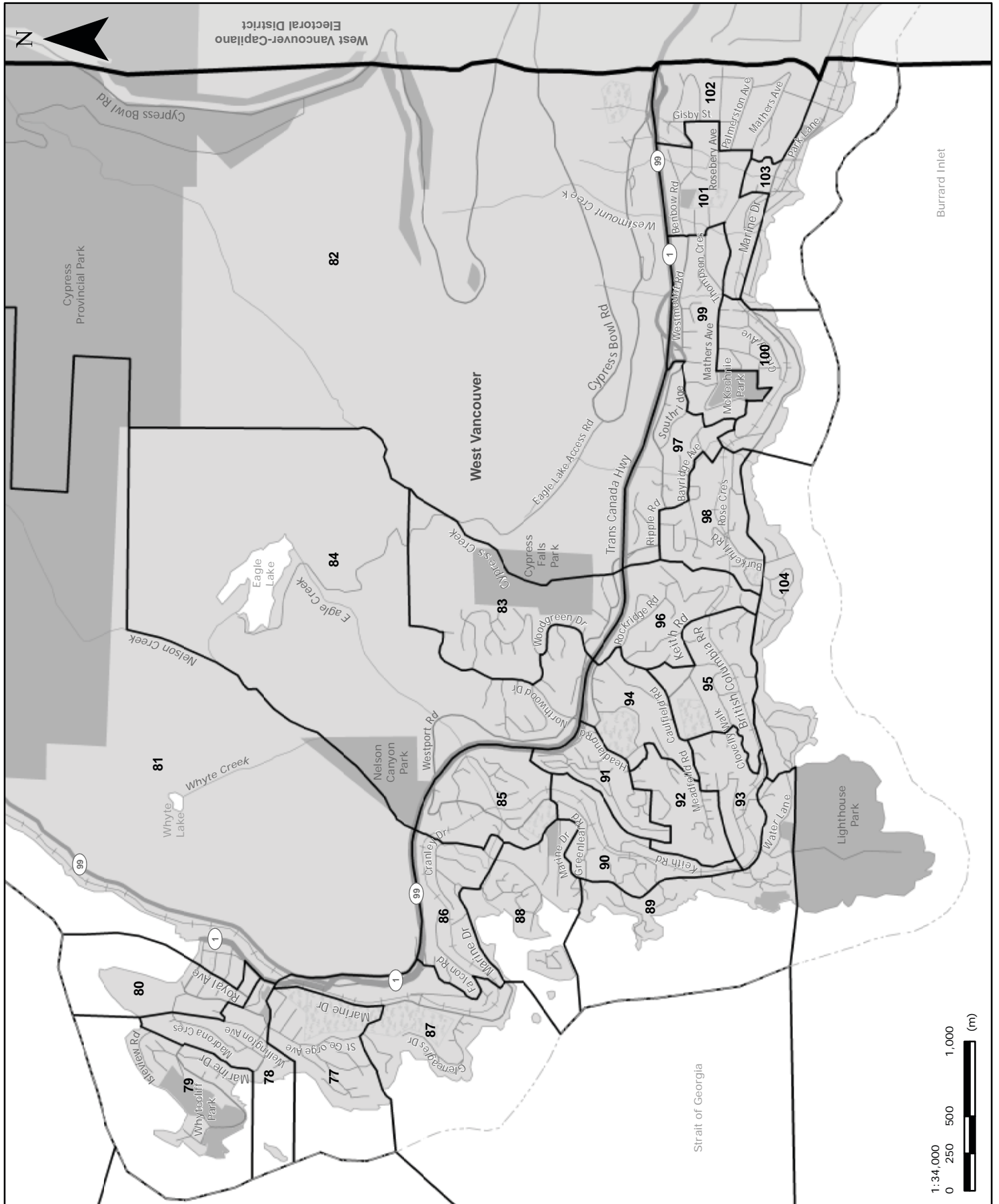












**West Vancouver-Sea to Sky (WSS)
Voting results by voting area**

Statement of Votes
39th Provincial General Election
May 12, 2009

	Juliana Buitenhuis	Joan McIntyre	Jim Stephenson	Total valid votes	Rejected ballots	Registered voters
	NDP	LIB	GP			
Advance voting						
Brennan Park Recreation Centre	498	503	186	1,187	8	
Gleneagles Community Centre	116	994	230	1,340	3	
Westin Resort	98	378	128	604	1	
General voting						
Voting area						
1	42	89	39	170	2	388
2	65	54	29	148	0	386
3	31	45	25	101	1	313
4	60	43	15	118	2	431
5	35	82	43	160	2	392
6	41	60	42	143	1	356
7	36	87	49	172	3	389
8	39	61	37	137	1	355
9	4	18	6	28	0	133
10	20	47	37	104	2	344
11	24	62	25	111	1	370
12	25	68	29	122	1	384
13	25	37	40	102	0	343
14	17	61	43	121	0	377
15	17	66	30	113	0	355
16	17	78	30	125	1	349
17	19	38	21	78	0	306
18	16	55	31	102	0	283
19	23	50	25	98	1	319
20	16	54	32	102	0	348
21	13	55	31	99	0	301
22	10	26	22	58	0	233
23	10	21	10	41	0	231
24	24	47	30	101	1	378
25	14	38	19	71	0	391
26	13	52	22	87	0	339
27	17	34	18	69	0	284
28	18	26	28	72	1	371
29	18	38	38	94	2	328
30	19	45	47	111	0	361
31	18	34	20	72	1	307
32	94	46	38	178	0	430
33	62	45	15	122	0	380
34	81	64	35	180	0	394
35	56	69	31	156	0	374
36	49	89	28	166	0	415
37	58	58	25	141	0	369
38	59	53	37	149	3	366
39	71	29	32	132	0	351
40	51	67	24	142	1	364

West Vancouver-Sea to Sky (WSS)
Voting results by voting area

Voting area (continued)	Juliana Buitenhuis	Joan McIntyre	Jim Stephenson	Total valid votes	Rejected ballots	Registered voters
	NDP	LIB	GP			
41	44	101	18	163	0	342
42	55	82	32	169	0	372
43	65	94	29	188	0	394
44	33	91	25	149	2	337
45	42	70	33	145	1	374
46	58	65	34	157	0	370
47	63	63	15	141	0	353
48	29	25	22	76	1	308
49	43	36	14	93	1	281
50	52	38	25	115	0	319
51	43	52	28	123	1	347
52	60	49	20	129	1	357
53	56	56	40	152	1	341
54	78	68	38	184	0	364
55	57	41	21	119	2	300
56	62	39	27	128	0	308
57	67	33	26	126	0	368
58S	12	12	8	32	4	58
59	43	33	13	89	1	314
60	27	18	13	58	0	186
61	23	16	8	47	0	161
62	31	11	9	51	0	177
63	65	38	31	134	2	367
64	31	28	34	93	0	293
65	52	44	26	122	1	337
66	31	62	14	107	0	293
67	28	98	42	168	0	319
68	23	139	48	210	1	361
69	13	135	51	199	1	359
70	37	77	63	177	1	318
71	37	62	85	184	2	319
72	43	75	74	192	1	349
73	43	80	64	187	0	332
74	53	73	70	196	0	333
75	34	70	55	159	0	317
76	29	81	54	164	2	306
77	28	101	49	178	0	326
78	15	106	74	195	1	376
79	21	99	43	163	1	325
80	24	73	44	141	2	348
81	18	130	23	171	2	412
82	0	58	7	65	2	275
83	16	121	21	158	3	371
84	6	118	10	134	2	351
85	8	104	17	129	1	370
86	15	107	39	161	5	318
87	26	106	43	175	0	319
88	28	79	70	177	0	379
89	11	106	54	171	1	354
90	14	91	28	133	1	324

West Vancouver-Sea to Sky (WSS)
Voting results by voting area

Statement of Votes
 39th Provincial General Election
 May 12, 2009

Voting area (continued)	Juliana Buitenhuis	Joan McIntyre	Jim Stephenson	Total valid votes	Rejected ballots	Registered voters
	NDP	LIB	GP			
91	7	163	20	190	1	371
92	3	141	24	168	1	340
93	9	153	17	179	1	332
94	15	145	22	182	0	373
95	11	150	31	192	2	339
96	11	151	30	192	0	370
97	15	134	38	187	2	359
98	21	135	34	190	1	323
99	5	140	22	167	0	315
100	16	115	25	156	0	307
101	10	139	26	175	1	348
102	15	142	26	183	0	340
103	19	136	32	187	1	358
104	13	148	62	223	2	366
Sub totals	4,001	9,512	3,862	17,375	98	34,911
s. 98 Special	25	27	7	59	0	
s. 99 Absentee - in ED	72	215	100	387	8	
s. 100 Absentee - out of ED	43	95	45	183	17	
s. 101 Absentee - advance	12	36	8	56	1	
s. 104 Voting in DEO office	48	174	51	273	6	
s. 106 Voting by mail	13	42	9	64	0	
Grand totals	4,214	10,101	4,082	18,397	130	34,911
% of valid votes	22.90%	54.91%	22.19%			

Summary

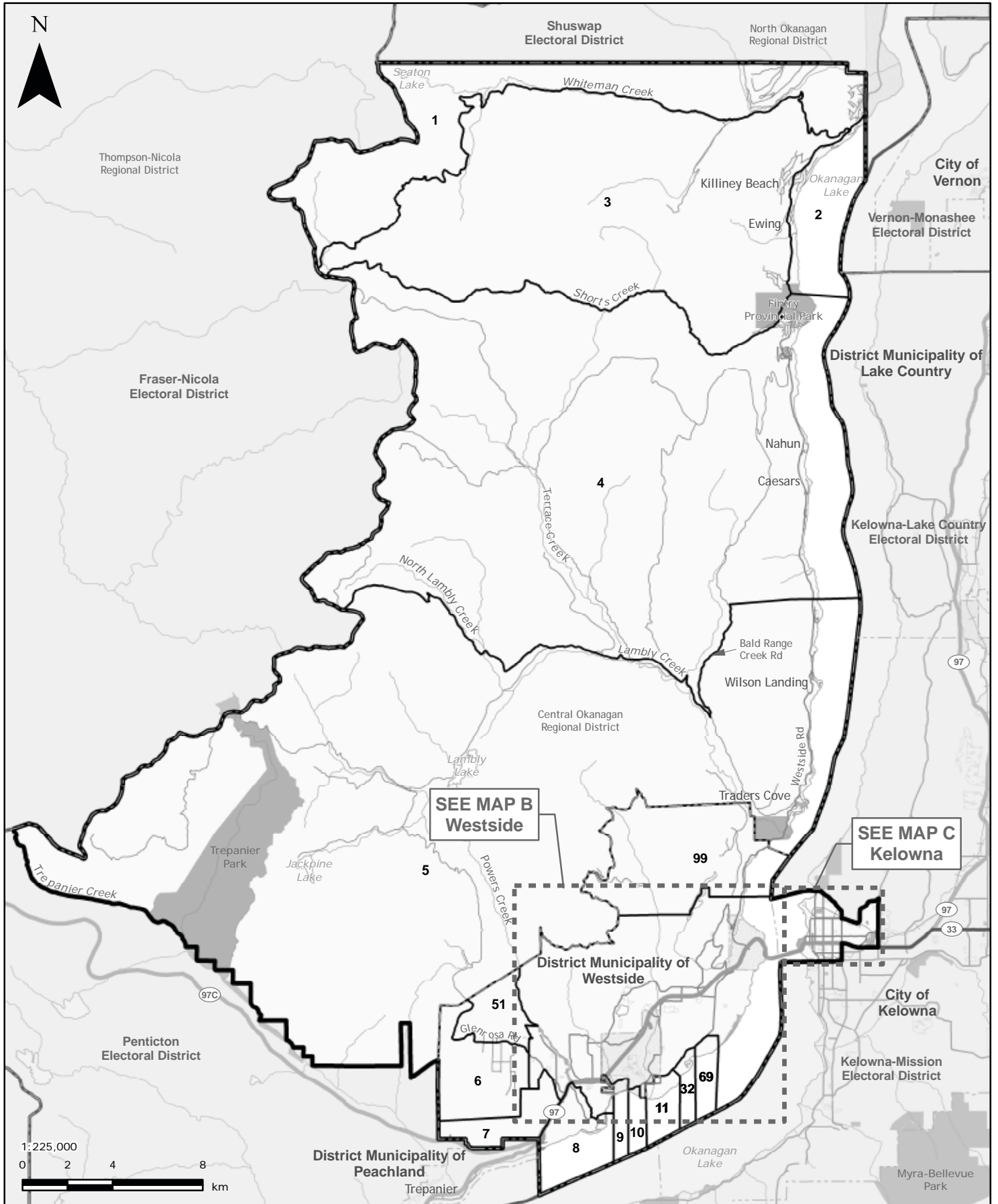
Valid votes - General and advance	17,375	94.44%	Total valid votes
s. 98 Special	59	0.32%	Total valid votes
s. 99 Absentee - in ED	387	2.10%	Total valid votes
s. 100 Absentee - out of ED	183	0.99%	Total valid votes
s. 101 Absentee - advance	56	0.32%	Total valid votes
s. 104 Voting in DEO office	273	1.48%	Total valid votes
s. 106 Voting by mail	64	0.35%	Total valid votes

Total valid votes 18,397

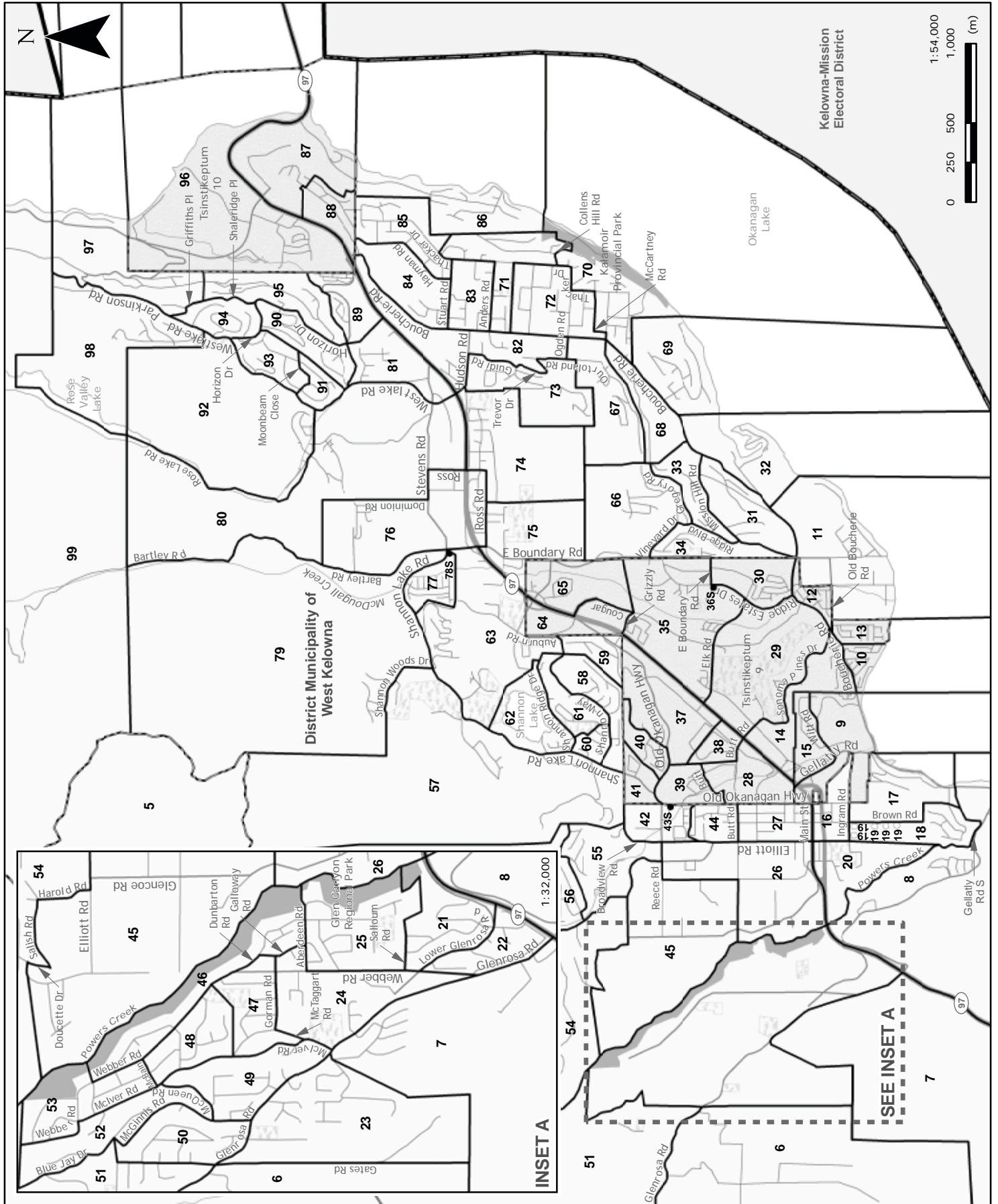
Rejected ballots 130 0.70% Ballots cast
 Registered voters who voted 18,527 53.07% Registered voters

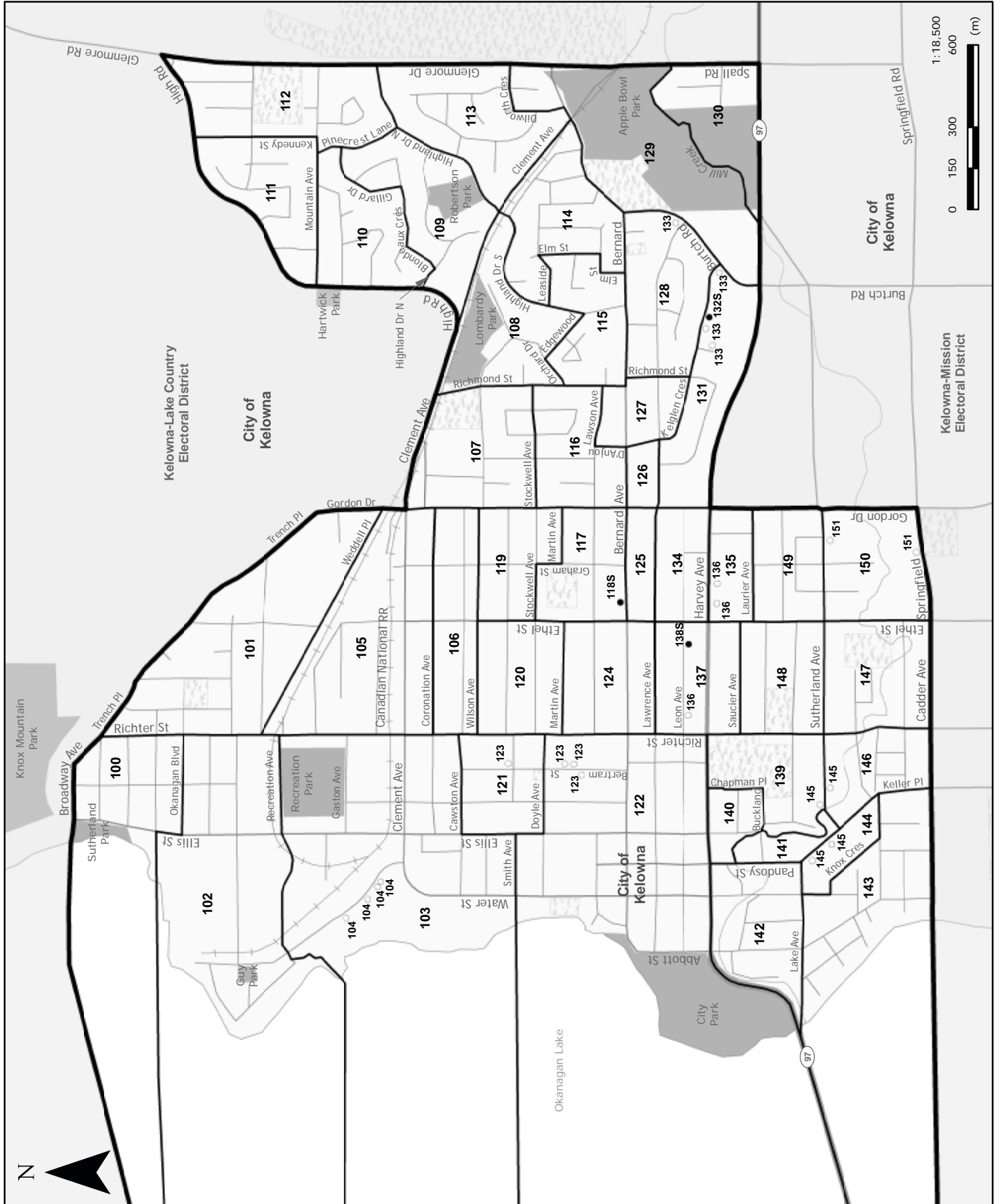
Registered voters 34,911

Candidate elected: Joan McIntyre (LIB)



**Westside-Kelowna (WTK)
MAP B - Westside**





Westside-Kelowna (WTK)
Voting results by voting area

Statement of Votes
 39th Provincial General Election
 May 12, 2009

	Tish Lakes	Robin Andrew McKim	Peter Neville	Ben Stewart	Total valid votes	Rejected ballots	Registered voters
	NDP	GP	CP	LIB			
Advance voting							
Emmanuel Assembly	455	76	148	949	1,628	11	
Grace Baptist Church	92	29	34	221	376	2	
Kelowna Curling Club	210	53	59	294	616	1	
Lakeview Heights Baptist Church	230	66	99	675	1,070	1	
General voting							
Voting area							
1	36	7	16	51	110	0	308
2	37	16	3	41	97	0	180
3	47	23	20	39	129	0	267
4	10	3	3	21	37	0	163
5	40	13	7	74	134	0	274
6	19	5	14	56	94	0	234
7	12	7	10	45	74	0	223
8	32	5	10	72	119	3	322
9	22	2	10	53	87	0	222
10	33	10	6	17	66	0	289
11	32	3	10	87	132	0	296
12	49	3	17	31	100	0	264
13	30	5	9	21	65	0	247
14	29	7	6	71	113	0	309
15	13	4	8	30	55	0	240
16	23	1	8	32	64	0	206
17	48	9	13	93	163	0	372
18	36	10	15	79	140	0	343
19	19	4	9	54	86	1	289
20	20	4	11	31	66	0	194
21	26	6	11	38	81	0	242
22	14	2	1	23	40	1	165
23	51	5	4	81	141	0	359
24	28	12	6	68	114	0	267
25	41	9	14	37	101	0	311
26	37	6	4	52	99	0	302
27	28	5	11	43	87	1	300
28	45	3	18	84	150	2	296
29	18	2	2	43	65	0	251
30	35	12	15	36	98	1	313
31	21	8	5	84	118	0	283
32	7	1	6	38	52	0	165
33	9	1	4	87	101	0	242
34	20	4	9	105	138	0	309
35	35	11	6	56	108	1	387
36S *1	-	-	-	-	-	-	43
37	24	3	9	47	83	0	292
38	22	3	8	61	94	0	249
39	19	5	6	20	50	0	252
40	31	3	14	45	93	0	308

Westside-Kelowna (WTK)
Voting results by voting area

Voting area (continued)	Tish Lakes	Robin Andrew McKim	Peter Neville	Ben Stewart	Total valid votes	Rejected ballots	Registered voters
	NDP	GP	CP	LIB			
41	25	2	3	16	46	0	188
42	40	5	9	54	108	0	383
43S *1	-	-	-	-	-	-	1
44	33	11	9	15	68	0	272
45	26	9	11	69	115	0	342
46	38	4	9	57	108	1	299
47	31	8	5	41	85	1	283
48	41	15	17	41	114	1	346
49	25	14	13	59	111	1	340
50	41	12	19	54	126	1	362
51	28	11	11	61	111	1	256
52	40	14	11	37	102	1	295
53	51	7	9	77	144	2	336
54	22	4	14	70	110	0	292
55	32	8	14	81	135	0	344
56	39	8	14	82	143	0	396
57	34	5	12	103	154	0	412
58	28	12	9	91	140	1	313
59	20	4	6	31	61	0	201
60	20	5	4	30	59	1	160
61	55	9	12	82	158	1	379
62	29	17	4	103	153	0	361
63	21	12	14	120	167	0	419
64	28	8	5	24	65	0	262
65	44	4	9	47	104	1	324
66	8	3	6	56	73	0	169
67	18	7	4	87	116	0	270
68	22	4	4	69	99	0	224
69	17	5	13	84	119	0	265
70	20	9	7	103	139	0	293
71	25	17	10	73	125	0	352
72	51	7	5	67	130	1	314
73	25	14	4	100	143	1	355
74	38	12	14	57	121	0	326
75	18	6	4	28	56	0	315
76	38	10	7	54	109	0	303
77	57	3	17	104	181	1	347
78S *1	21	1	6	20	48	3	70
79	17	11	6	69	103	0	310
80	25	5	7	59	96	0	234
81	19	15	5	38	77	0	209
82	30	17	7	50	104	0	256
83	30	10	9	60	109	1	233
84	16	3	2	30	51	0	144
85	39	12	12	107	170	3	370
86	19	11	12	81	123	0	324
87	12	9	9	55	85	0	211
88	15	7	6	46	74	0	225
89	4	3	7	47	61	0	218
90	36	19	15	90	160	1	365

Westside-Kelowna (WTK)
Voting results by voting area

Statement of Votes
 39th Provincial General Election
 May 12, 2009

Voting area (continued)	Tish Lakes	Robin Andrew McKim	Peter Neville	Ben Stewart	Total valid votes	Rejected ballots	Registered voters
	NDP	GP	CP	LIB			
91	19	6	12	51	88	0	264
92	33	3	9	39	84	0	224
93	19	9	7	52	87	0	260
94	33	15	6	77	131	0	236
95	22	9	4	94	129	0	292
96	24	15	10	58	107	0	385
97	42	17	10	104	173	0	372
98	24	14	14	125	177	0	369
99	16	6	2	28	52	0	147
100	40	10	9	18	77	0	274
101	44	15	12	25	96	2	291
102	28	19	4	33	84	1	302
103	17	14	5	33	69	0	256
104	7	7	3	67	84	0	273
105	12	9	1	16	38	0	197
106	34	23	3	29	89	0	313
107	30	11	12	50	103	0	265
108	23	8	10	29	70	0	207
109	25	12	13	49	99	0	241
110	49	11	10	55	125	0	237
111	32	8	9	45	94	0	273
112	63	11	8	50	132	1	292
113	46	9	18	87	160	0	364
114	34	13	8	44	99	2	319
115	29	12	18	30	89	2	297
116	40	14	13	44	111	0	345
117	45	8	9	40	102	0	327
118S *2	-	-	-	-	-	-	61
119	13	14	12	31	70	0	246
120	30	13	3	23	69	0	285
121	21	10	4	51	86	0	334
122	16	5	3	20	44	0	217
123	28	4	25	36	93	1	292
124	39	15	7	33	94	0	324
125	31	5	4	28	68	0	174
126	52	4	14	28	98	3	274
127	24	16	10	25	75	0	278
128	25	11	16	60	112	1	332
129	12	4	6	19	41	0	190
130	19	10	10	39	78	0	277
131	27	11	6	45	89	0	315
132S *2	13	2	20	22	57	8	64
133	39	6	10	41	96	0	314
134	34	2	4	32	72	0	197
135	21	1	5	16	43	0	161
136	34	5	14	49	102	0	281
137	33	11	6	22	72	0	263
138S	21	1	13	27	62	0	138
139	49	12	11	27	99	1	302
140	32	9	4	24	69	0	294

Voting area (continued)	Tish Lakes	Robin Andrew McKim	Peter Neville	Ben Stewart	Total valid votes	Rejected ballots	Registered voters
	NDP	GP	CP	LIB			
141	27	8	8	33	76	0	285
142	11	4	1	25	41	0	264
143	29	15	11	83	138	0	342
144	32	8	3	16	59	0	270
145	24	5	9	25	63	0	292
146	48	10	7	51	116	1	338
147	31	20	12	31	94	2	300
148	32	26	4	29	91	0	286
149	29	12	1	30	72	1	174
150	36	4	9	56	105	0	236
151	44	10	22	64	140	2	287
Sub totals	5,282	1,495	1,672	9,777	18,226	77	41,155
s. 98 Special	54	11	13	40	118	7	
s. 99 Absentee - in ED	217	75	67	344	703	6	
s. 100 Absentee - out of ED	63	18	8	50	139	12	
s. 101 Absentee - advance	12	2	4	26	44	1	
s. 104 Voting in DEO office	25	15	7	92	139	4	
s. 106 Voting by mail	3	1	1	5	10	0	
Grand totals	5,656	1,617	1,772	10,334	19,379	107	41,155
% of valid votes	29.19%	8.34%	9.14%	53.33%			

Summary

Valid votes - General and advance	18,226	94.05%	Total valid votes
s. 98 Special	118	0.60%	Total valid votes
s. 99 Absentee - in ED	703	3.63%	Total valid votes
s. 100 Absentee - out of ED	139	0.72%	Total valid votes
s. 101 Absentee - advance	44	0.23%	Total valid votes
s. 104 Voting in DEO office	139	0.72%	Total valid votes
s. 106 Voting by mail	10	0.05%	Total valid votes
Total valid votes	19,379		
Rejected ballots	107	0.55%	Ballots cast
Registered voters who voted	19,486	47.35%	Registered voters
Registered voters	41,155		
Candidate elected:	Ben Stewart (LIB)		

*1 Voting areas 36S, 43S and 78S combined

*2 Voting areas 118S and 132S combined

Statement of Votes
39th Provincial General Election

Section 4
Location Index

Location	Electoral District
A	
Abbotsford	Abbotsford-Mission Abbotsford South Abbotsford West
Abbotsford Campus - University of the Fraser Valley	Abbotsford South
Abbotsford Regional Hospital	Abbotsford South
Abbott Heights	Cariboo North
Aberdeen	Kamloops-South Thompson
Adams Lake	Kamloops-South Thompson
Adams Lake Marine Park	Kamloops-North Thompson
Aerospace Technology Campus - BCIT	Richmond Centre
Agamemnon Bay Marina, Nelson Island	Powell River-Sunshine Coast
Agassiz	Chilliwack-Hope
Agassiz Centre - University of the Fraser Valley	Chilliwack-Hope
Agate	Fraser-Nicola
Agwedin IR 3	Stikine
Ahahswinis IR 1	Alberni-Pacific Rim
Ahbau	Cariboo North
Ahousat	Alberni-Pacific Rim
Ahousat Marina, Flores Island	Alberni-Pacific Rim
Ainsworth	Nelson-Creston
Ainsworth Hot Springs	Nelson-Creston
Aitchelitch IR 9	Chilliwack
Aiyansh	Skeena
Aiyansh 1	Skeena
Akiskinook	Columbia River- Revelstoke
Alamo	Kootenay West
Albas	Shuswap
Alberni	Alberni-Pacific Rim
Alberni IR 2	Alberni-Pacific Rim

Location	Electoral District
Albert Canyon	Columbia River- Revelstoke
Albert Flat IR 5	Chilliwack-Hope
Albert Head	Juan de Fuca
Albion	Maple Ridge-Mission
Albreda	Prince George-Valemount
Aldergrove	Fort Langley-Aldergrove
Aldergrove Canadian Forces Station	Fort Langley-Aldergrove
Alert Bay	North Island
Alert Bay IR 1	North Island
Alert Bay IR 1A	North Island
Alexandria	Cariboo North
Alexandria IR 1	Cariboo North
Alexandria IR 1A	Cariboo North
Alexandria IR 3A	Cariboo North
Alexis Creek	Cariboo-Chilcotin
Alexis IR 9	Boundary-Similkameen
Aleza Lake	Prince George-Valemount
Alice Arm	Skeena
Alice Siding	Nelson-Creston
Alkali Lake	Cariboo-Chilcotin
Alkali Lake IR 1	Cariboo-Chilcotin
Alkali Lake IR 4A	Cariboo-Chilcotin
Allenby	Fraser-Nicola
Alliford Bay	North Coast
Allison Lake	Fraser-Nicola
Almond Gardens	Boundary-Similkameen
Alouette Correctional Centre for Women	Maple Ridge-Mission
Alpine Meadows	West Vancouver-Sea to Sky
Alta Lake	West Vancouver-Sea to Sky
Altamont	West Vancouver-Sea to Sky
Altona	Peace River North
Alvin	Maple Ridge-Pitt Meadows
Ambleside	West Vancouver-Capilano
Amsbury	Skeena

Location	Electoral District
Anacla IR 12	Alberni-Pacific Rim
Anaconda	Boundary-Similkameen
Anahim Lake	Cariboo-Chilcotin
Anahim's Flat IR 1	Cariboo-Chilcotin
Anahim's Meadow IR 2	Cariboo-Chilcotin
Anchorage Marina, Nanaimo	Nanaimo
Anderson	Cariboo North
Andimaul	Stikine
Anglemont	Shuswap
Angler's Anchorage Marina, Brentwood Bay	Saanich North and the Islands
Angusmac	Prince George-Mackenzie
Anmore	Port Moody-Coquitlam
Annacis Island	Delta North
Anniedale	Surrey-Tynehead
Annis	Shuswap
Antko IR 21	Fraser-Nicola
Anvil Island	Powell River-Sunshine Coast
Anyox	Skeena
Anzac	Prince George-Mackenzie
Apex Mountain	Boundary-Similkameen
Appledale	Kootenay West
Applegrove	Kootenay West
April Point Marina, Quathiaski Cove	North Island
Arbutus Ridge	Cowichan Valley
Arbutus Ridge	Vancouver-Quilchena
Arden Park	Fraser-Nicola
Ardmore	Saanich North and the Islands
Argenta	Nelson-Creston
Armstrong	Shuswap
Arnet Island	Alberni-Pacific Rim
Arnold	Abbotsford South
Arras	Peace River South
Arrow Creek	Nelson-Creston
Arrow Lakes Hospital	Kootenay West
Arrow Park	Kootenay West
Arrowhead	Kootenay West

Location	Electoral District
Arrowsmith	Alberni-Pacific Rim
Arrowview Heights	Alberni-Pacific Rim
Ashcroft	Fraser-Nicola
Ashcroft / Cache Creek Centre - Thompson Rivers University	Fraser-Nicola
Ashcroft & District General Hospital	Fraser-Nicola
Ashcroft IR 4	Fraser-Nicola
Ashnola IR 10	Boundary-Similkameen
Ashton Creek	Shuswap
Aspen Grove	Fraser-Nicola
Atbara	Nelson-Creston
Atchelitz	Chilliwack
Athalmer	Columbia River- Revelstoke
Atkis Island	North Island
Atlin	Stikine
Atlin Campus - Northern Lights College	Stikine
Atluck	North Island
Atnarko	North Coast
Attachie	Peace River North
Austin Heights	Coquitlam-Maillardville
Australian	Cariboo North
Avola	Kamloops-North Thompson
Azouzetta	Prince George-Mackenzie
B	
Babine IR 6	Nechako Lakes
Babine IR 17	Stikine
Babine IR 25	Nechako Lakes
Babine Lake Marine Park	Nechako Lakes
Baker	Kootenay East
Baker Creek	Cariboo North
Baldonnel	Peace River North
Baldy Hughes	Prince George-Valemount
Baldy Hughes Canadian Forces Station	Prince George-Valemount
Balfour	Nelson-Creston
Balmoral	Shuswap

Location	Electoral District
Balmoral Beach	Comox Valley
Bamberton	Cowichan Valley
Bamfield	Alberni-Pacific Rim
Bankeir	Fraser-Nicola
Baptiste Smith IR 1A	Chilliwack-Hope
Baptiste Smith IR 1B	Chilliwack-Hope
Bargain Harbour	Powell River-Sunshine Coast
Bargain Harbour Sechelt Band 24	Powell River-Sunshine Coast
Barkerville	Cariboo North
Barkley Sound Resort Alberni Top Marina, Port Alberni	Alberni-Pacific Rim
Barlow	Cariboo North
Barlow Creek	Cariboo North
Barnard Island	North Coast
Barnet	Port Moody-Coquitlam
Barnhartvale	Kamloops-South Thompson
Barnston Island	Surrey-Tynehead
Barnston Island IR 3	Surrey-Tynehead
Barrett Lake	Nechako Lakes
Barriere	Kamloops-North Thompson
Barriere Centre - Thompson Rivers University	Kamloops-North Thompson
Barrowtown	Abbotsford South
Basque	Fraser-Nicola
Basque IR 18	Fraser-Nicola
Bastion Bay	Shuswap
Batchelor Hills	Kamloops-North Thompson
Bates Beach	Comox Valley
Bathgate Marina, Egmont	Powell River-Sunshine Coast
Baynes Lake	Kootenay East
Bayshore West Marina, Vancouver	Vancouver-West End
BC Children's Hospital	Vancouver-Fairview
BC Women's Hospital	Vancouver-Fairview

Location	Electoral District
BCIT - Aerospace Technology Campus	Richmond Centre
BCIT - Burnaby Campus	Burnaby North
BCIT - Downtown Campus	Vancouver-False Creek
BCIT - Great Northern Way Campus	Vancouver-Mount Pleasant
BCIT - Pacific Marine Training Campus	North Vancouver-Lonsdale
Beach Gardens Marina, Powell River	Powell River-Sunshine Coast
Beach Grove	Delta South
Beachcomber	Parksville-Qualicum
Beachcomber Bay	Vernon-Monashee
Beachcomber Marina, Nanoose Bay	Parksville-Qualicum
Bealby Point	Nelson-Creston
Bear Camp	Stikine
Bear Creek	Chilliwack-Hope
Bear Flat	Peace River North
Bear Lake	Prince George-Mackenzie
Bear Lake	Stikine
Beards Creek	Columbia River-Revelstoke
Beasley	Nelson-Creston
Beaton	Kootenay West
Beatton	Peace River North
Beatton Ranch	Peace River North
Beaver Cove	North Island
Beaver Creek	Alberni-Pacific Rim
Beaver Falls	Kootenay West
Beaver Lake	Saanich South
Beaver Pass House	Cariboo North
Beaver Point	Saanich North and the Islands
Beaverdell	Boundary-Similkameen
Beaverley	Prince George-Valemount
Beavermouth	Columbia River-Revelstoke
Becher Bay IR 1	Juan de Fuca
Becher Bay IR 2	Juan de Fuca
Becher Bay Marina, Sooke	Juan de Fuca

Location	Electoral District
Becher House	Cariboo-Chilcotin
Bedwell Harbour	Saanich North and the Islands
Belcarra	Port Moody-Coquitlam
Belford	Nelson-Creston
Bell II	Stikine
Bella Bella	North Coast
Bella Bella IR 1	North Coast
Bella Coola	North Coast
Bella Coola Centre - North Island College	North Coast
Bella Coola Hospital	North Coast
Belleview	Kootenay West
Bellos	Cariboo North
Belmont Park	Esquimalt-Royal Roads
Belvedere	Port Moody-Coquitlam
Bend	Prince George-Valemount
Benledi	Kamloops-South Thompson
Ben-My-Chree	Stikine
Bennett	Stikine
Benson Lake	North Island
Benvoulin	Kelowna-Mission
Beresford	Fraser-Nicola
Bergs	North Vancouver-Seymour
Beryl Prairie	Peace River North
Bessborough	Peace River South
Bestwick	Kamloops-South Thompson
Bevan	Comox Valley
Big Bar Creek	Fraser-Nicola
Big Bay	Powell River-Sunshine Coast
Big Bunsby Marine Park	North Island
Big Creek	Cariboo-Chilcotin
Big Eddy	Columbia River-Revelstoke
Big Lake	Cariboo North
Big Lake Ranch	Cariboo North
Big White	Boundary-Similkameen
Big White Village	Boundary-Similkameen

Location	Electoral District
Billings	Boundary-Similkameen
Billings Bay	Powell River-Sunshine Coast
Binche IR 2	Nechako Lakes
Birch Island	Kamloops-North Thompson
Birchbank	Kootenay West
Birchdale	Nelson-Creston
Birchland Manor	Port Coquitlam
Bird's Eye Cove Marina, Koksilah	Cowichan Valley
Birken	West Vancouver-Sea to Sky
Black Creek	Comox Valley
Black Pines	Kamloops-North Thompson
Blackcomb	West Vancouver-Sea to Sky
Blackloam	Kamloops-South Thompson
Blackpool	Kamloops-North Thompson
Blackstock Subdivision	Cariboo-Chilcotin
Blackwater	Cariboo North
Blaeberry	Columbia River-Revelstoke
Blake	Nelson-Creston
Blakeburn	Fraser-Nicola
Blewett	Nelson-Creston
Bligh Island	North Island
Bligh Island Marine Park	North Island
Blind Bay	Shuswap
Blind Channel	North Island
Blind Creek IR 6	Boundary-Similkameen
Bliss Landing	Powell River-Sunshine Coast
Bloedel	North Island
Blowhole	North Island
Blubber Bay	Powell River-Sunshine Coast
Blucher Hall	Kamloops-North Thompson

Statement of Votes
39th Provincial General Election
May 12, 2009

Location	Electoral District
Blue Hills	Peace River North
Blue River	Kamloops-North Thompson
Blue Springs	Vernon-Monashee
Blueberry Creek	Kootenay West
Blueberry Farm	Peace River North
Blueberry River IR 205	Peace River North
Bluenose Marina, Cowichan Bay	Cowichan Valley
Blueridge	North Vancouver-Seymour
Boat Basin	Alberni-Pacific Rim
Boat Harbour	Nanaimo-North Cowichan
Bob Quinn Lake	Stikine
Bold Point	North Island
Bonaparte IR 3	Fraser-Nicola
Bond	Peace River South
Bonilla Island	North Coast
Bonnet Hill	Prince George-Valemount
Bonnington Falls	Nelson-Creston
Boothahnie IR 15	Fraser-Nicola
Boothroyd	Chilliwack-Hope
Boothroyd IR 5C	Chilliwack-Hope
Boothroyd IR 6A	Chilliwack-Hope
Boothroyd (Part) 8A	Fraser-Nicola
Boston Bar	Chilliwack-Hope
Boston Bar IR 1A	Chilliwack-Hope
Boston Flats	Fraser-Nicola
Boswell	Nelson-Creston
Bouchie Lake	Cariboo North
Boulder	Kamloops-North Thompson
Boulder City	Stikine
Boulder Island Sechelt Band 25	Powell River-Sunshine Coast
Boundary Bay	Delta South
Boundary Falls	Boundary-Similkameen
Boundary Hospital	Boundary-Similkameen
Bowen Bay	West Vancouver-Sea to Sky
Bowen Island	West Vancouver-Sea to Sky

Location	Electoral District
Bowen Island	West Vancouver-Sea to Sky
Bowen Island Marina	West Vancouver-Sea to Sky
Bowser	Alberni-Pacific Rim
Box Lake	Kootenay West
Brackendale	West Vancouver-Sea to Sky
Bradner	Abbotsford West
Brae Island	Fort Langley-Aldergrove
Braeloch	Kelowna-Mission
Braemar Heights	Juan de Fuca
Braeside	Nechako Lakes
Bralorne	Fraser-Nicola
Brandon	Kootenay West
Brandywine	West Vancouver-Sea to Sky
Braun's Island	Skeena
Brechin Point Marina, Nanaimo	Nanaimo
Brem River	Powell River-Sunshine Coast
Brennan Creek	Kamloops-North Thompson
Brentwood Bay	Saanich North and the Islands
Brentwood Inn Marina, Brentwood Bay	Saanich North and the Islands
Brentwood Park	Burnaby North
Brew Bay	Powell River-Sunshine Coast
Brexton	Fraser-Nicola
Briar Ridge	Peace River South
Bridal Falls	Chilliwack-Hope
Bridesville	Boundary-Similkameen
Bridge Lake	Cariboo-Chilcotin
Bridge River IR 1	Fraser-Nicola
Bridgeview	Surrey-Whalley
Brigade Lake	Fraser-Nicola
Brighouse	Richmond Centre
Brighton Beach	North Vancouver-Seymour
Brilliant	Kootenay West

Location	Electoral District
Brisco	Columbia River-Revelstoke
Britannia Beach	West Vancouver-Sea to Sky
British Properties	West Vancouver-Capilano
Broadmoor	Richmond-Steveston
Broadview	Shuswap
Broadway Campus - Vancouver Community College	Vancouver-Mount Pleasant
Brocklehurst	Kamloops-North Thompson
Broman Lake	Nechako Lakes
Brookmere	Fraser-Nicola
Brookwood	Langley
Broughton Archipelago Marine Park	North Island
Brouse	Kootenay West
Browns Bay Marina	North Island
Brownsville	Surrey-Whalley
Brunette Creek	New Westminster
Brunswick	North Coast
Brunswick Beach	West Vancouver-Sea to Sky
Bryn	Parksville-Qualicum
Buccaneer Bay	Powell River-Sunshine Coast
Buccaneer Marina, Halfmoon Bay	Powell River-Sunshine Coast
Buckhorn	Prince George-Valemount
Buckingham Heights	Burnaby-Deer Lake
Buckinghorse River	Peace River North
Buckley Bay	Comox Valley
Bucktum IR 4	Chilliwack-Hope
Buffalo Creek	Cariboo-Chilcotin
Buick	Peace River North
Bulkley Canyon	Stikine
Bulkley House	Nechako Lakes
Bulkley River IR 19	Stikine
Bulkley Valley District Hospital	Stikine
Bull Harbour	North Island

Location	Electoral District
Bull River	Columbia River-Revelstoke
Buntzen Bay	Coquitlam-Burke Mountain
Burke Road	Surrey-Newton
Burkeville	Richmond Centre
Burlo Island	Alberni-Pacific Rim
Burnaby	Burnaby-Deer Lake Burnaby-Edmonds Burnaby-Lougheed Burnaby North
Burnaby Campus - BCIT	Burnaby North
Burnaby Correctional Centre for Women	Burnaby-Edmonds
Burnaby General Hospital	Burnaby-Deer Lake
Burnaby Heights	Burnaby North
Burnaby Mountain Campus - Simon Fraser University	Burnaby-Lougheed
Burns Lake	Nechako Lakes
Burns Lake IR 18	Nechako Lakes
Burnt Flats	Nelson-Creston
Burquitlam	Port Moody-Coquitlam
Burrard Bridge Civic Marina, Vancouver	Vancouver-False Creek
Burrard Inlet IR 3	North Vancouver-Seymour
Burton	Kootenay West
Butedale	North Coast

C

Cache Creek	Fraser-Nicola
Cadboro Bay	Oak Bay-Gordon Head
Caesars	Westside-Kelowna
Cahilty	Kamloops-North Thompson
Caithness	Kootenay East
Cale	Prince George-Valemount
Callison Ranch	Stikine
Cambie	Shuswap
Camborne	Kootenay West
Cameron Heights	Alberni-Pacific Rim
Cameron Lake	Alberni-Pacific Rim

Location	Electoral District
Camosun College - Interurban Campus	Saanich South
Camosun College - Lansdowne Campus	Oak Bay-Gordon Head
Camp McKinney	Boundary-Similkameen
Campbell Creek	Kamloops-South Thompson
Campbell Island	North Coast
Campbell River	North Island
Campbell River	North Island
Campbell River & District General Hospital	North Island
Campbell River Campus - North Island College	North Island
Campbell River IR 11	North Island
Campbellton	North Island
Canal Flats	Columbia River-Revelstoke
Canford	Fraser-Nicola
Canim	Cariboo-Chilcotin
Canim Lake	Cariboo-Chilcotin
Canim Lake IR 1	Cariboo-Chilcotin
Canim Lake IR 2	Cariboo-Chilcotin
Canoe	Shuswap
Canoe Brewpub Marina, Victoria	Victoria-Beacon Hill
Canoe Cove Marina, North Saanich	Saanich North and the Islands
Canoe Creek IR 1	Fraser-Nicola
Canoe Creek IR 2	Fraser-Nicola
Canoe Creek IR 3	Cariboo-Chilcotin
Canoe River	Prince George-Valemount
Canyon	Nelson-Creston
Canyon Alpine	Chilliwack-Hope
Canyon Heights	West Vancouver-Capilano
Canyon Hot Springs	Columbia River-Revelstoke
Cape Mudge IR 10	North Island
Capilano Highlands	West Vancouver-Capilano
Capilano IR 5	West Vancouver-Capilano North Vancouver-Lonsdale

Location	Electoral District
Capilano University - North Vancouver Campus	North Vancouver-Seymour
Capilano University - Squamish Campus	West Vancouver-Sea to Sky
Capilano University - Sunshine Coast Campus	Powell River-Sunshine Coast
Capitol Hill	Burnaby North
Captain's Cove Marina, Delta	Delta South
Cariboo	Cariboo North
Cariboo Meadows	Stikine
Cariboo Memorial Hospital	Cariboo-Chilcotin
Carlin	Shuswap
Carlson	Prince George-Mackenzie
Carmi	Boundary-Similkameen
Carmi Subdivision	Boundary-Similkameen
Carnaby	Stikine
Carp	Prince George-Mackenzie
Carrolls Landing	Kootenay West
Carrs	Kelowna-Lake Country
Carrs Landing	Kelowna-Lake Country
Carson	Boundary-Similkameen
Cascade	Boundary-Similkameen
Cascade Heights	Burnaby-Deer Lake
Casino	Kootenay West
Cassiar	Stikine
Cassidy	Nanaimo-North Cowichan
Cassimayooks (Mayook) IR 5	Kootenay East
Cassin	Coquitlam-Maillardville
Castle Rock	Cariboo North
Castledale	Columbia River-Revelstoke
Castlegar	Kootenay West
Castlegar Campus - Selkirk College	Kootenay West
Castlegar District Hospital	Kootenay West
Caswell	Prince George-Mackenzie
Catala Island Marine Park	North Island

Location	Electoral District
Cathedral	Columbia River-Revelstoke
Caulfeild	West Vancouver-Sea to Sky
Cawston	Boundary-Similkameen
Caycuse	Cowichan Valley
Cayoosh Creek IR 1	Fraser-Nicola
Cecil Lake	Peace River North
Cedar	Nanaimo-North Cowichan
Cedar Grove	Kelowna-Lake Country
Cedar Grove Marina, North Saanich	Saanich North and the Islands
Cedardale	West Vancouver-Capilano
Cedarside	Prince George-Valemount
Cedarvale	Stikine
Ceepeecee	North Island
Celista	Shuswap
Central Saanich	Saanich North and the Islands
Centreville	Stikine
CFB Chilliwack	Chilliwack-Hope
Chaatl	North Coast
Chain Lake	Fraser-Nicola
Chamiss Bay	North Island
Channel Ridge	Saanich North and the Islands
Channel View Marina, Nanaimo	Nanaimo
Chapman Camp	Columbia River-Revelstoke
Chapmans	Chilliwack-Hope
Charella Garden	Prince George-Mackenzie
Charles	Prince George-Valemount
Charlie Lake	Peace River North
Charlotte Lake	Cariboo-Chilcotin
Chase	Kamloops-South Thompson
Chase & District Health Centre	Kamloops-South Thompson
Chase River	Nanaimo-North Cowichan
Chasm	Fraser-Nicola
Chaumox	Chilliwack-Hope

Location	Electoral District
Chawathil IR 4	Chilliwack-Hope
Cheakamus	West Vancouver-Sea to Sky
Cheakamus IR 11	West Vancouver-Sea to Sky
Cheam IR 1	Chilliwack-Hope
Cheam View	Chilliwack-Hope
Cheanuh Marina, Sooke	Juan de Fuca
Cheekye	West Vancouver-Sea to Sky
Chehalis IR 5	Chilliwack-Hope
Chekwelp IR 26	Powell River-Sunshine Coast
Chelohsin Sechelt Band 13	Powell River-Sunshine Coast
Chemainus	Nanaimo-North Cowichan
Chemainus Health Care Centre	Nanaimo-North Cowichan
Chemainus IR 13	Nanaimo-North Cowichan
Chenahkint IR 12	North Island
Cherry Creek	Alberni-Pacific Rim
Cherry Point	Cowichan Valley
Cherry Point Marina, Cowichan Bay	Cowichan Valley
Cherryville	Vernon-Monashee
Ches-La-Kee IR 3	North Island
Cheslatta	Nechako Lakes
Cheslatta IR 1	Nechako Lakes
Chetarpe	Alberni-Pacific Rim
Chetwynd	Peace River South
Chetwynd Campus - Northern Lights College	Peace River South
Chetwynd General Hospital	Peace River South
Chezacut	Cariboo-Chilcotin
Chickwat Sechelt Band 9	Powell River-Sunshine Coast
Chilanko Forks	Cariboo-Chilcotin
Chilco Lake IR 1	Cariboo-Chilcotin
Chilco Lake IR 1A	Cariboo-Chilcotin
Chilcotin Forest	Cariboo-Chilcotin
Chilhil IR 6	Fraser-Nicola

Statement of Votes
39th Provincial General Election
May 12, 2009

Location	Electoral District
Chilliwack	Chilliwack Chilliwack-Hope
Chilliwack Air Support Unit	Chilliwack-Hope
Chilliwack Campus - Justice Institute of BC	Chilliwack-Hope
Chilliwack Campus - University of the Fraser Valley	Chilliwack
Chilliwack Community Correctional Centre	Chilliwack
Chilliwack General Hospital	Chilliwack
Chimney Valley	Cariboo-Chilcotin
China Bar	Chilliwack-Hope
China Creek Marina, Port Alberni	Alberni-Pacific Rim
Chineside	Coquitlam-Maillardville
Chinook Cove	Kamloops-North Thompson
Choate	Chilliwack-Hope
Chopaka	Boundary-Similkameen
Chopaka IR 7	Boundary-Similkameen
Chopaka IR 8	Boundary-Similkameen
Christian Valley	Boundary-Similkameen
Christina Lake	Boundary-Similkameen
Chu Chua	Kamloops-North Thompson
Chuchuwayha IR 2	Boundary-Similkameen
Chum Creek IR 2	Kamloops-South Thompson
Church House	Powell River-Sunshine Coast
Chute Lake	Penticton
Cinema	Cariboo North
Cinnabar Valley	Nanaimo-North Cowichan
Cisco	Fraser-Nicola
Clairmont	Peace River North
Clakamucus IR 2	Alberni-Pacific Rim
Clanwilliam	Columbia River-Revelstoke
Clapperton	Fraser-Nicola

Location	Electoral District
Clayburn	Abbotsford-Mission
Clayhurst	Peace River North
Clayoquot	Alberni-Pacific Rim
Clayoquot	Penticton
Clearbrook	Abbotsford West
Clearwater	Kamloops-North Thompson
Clearwater Centre - Thompson Rivers University	Kamloops-North Thompson
Clemina East	Kamloops-North Thompson
Clemina West	Kamloops-North Thompson
Clemretta	Nechako Lakes
Clesbaoneecheck IR 3	Prince George-Mackenzie
Cleveland Park	West Vancouver-Capilano
Clienna IR 14	North Island
Cliffside	Cowichan Valley
Clinton	Fraser-Nicola
Clode	Kootenay East
Clo-oose	Alberni-Pacific Rim
Cloverdale	Surrey-Cloverdale
Cloverdale Campus - Kwantlen Polytechnic University	Surrey-Cloverdale
Clutesi Haven Marina, Port Alberni	Alberni-Pacific Rim
Coal Harbour	North Island
Coal Harbour Marina, Vancouver	Vancouver-West End
Coal River	Peace River North
Coalmont	Fraser-Nicola
Coast Harbourside Marina, Victoria	Victoria-Beacon Hill
Coast Marina, Campbell River	North Island
Cobble Hill	Cowichan Valley
Codville Lagoon Marine Park	North Coast
Cody	Kootenay West

Location	Electoral District
Coho Marina, Madeira Park	Powell River-Sunshine Coast
Cokato	Kootenay East
Cokoqueneets Sechelt Band 23	Powell River-Sunshine Coast
Coldspring House	Cariboo North
Coldstream	Vernon-Monashee
Coldwater IR 1	Fraser-Nicola
Coldwell Beach	North Vancouver-Seymour
Cole Bay IR 3	Saanich North and the Islands
Colebank	Cariboo North
Colebrook	Surrey-Panorama
College Heights	Prince George-Valemount
College of New Caledonia - Fort St. James Centre	Nechako Lakes
College of New Caledonia - Fraser Lake Centre	Nechako Lakes
College of New Caledonia - John A. Brink Trades & Technology Centre	Prince George-Mackenzie
College of New Caledonia - Lakes District Campus	Nechako Lakes
College of New Caledonia - Mackenzie Campus	Prince George-Mackenzie
College of New Caledonia - Nechako Campus	Nechako Lakes
College of New Caledonia - Nicholson Campus	Prince George-Mackenzie
College of New Caledonia - Prince George Campus	Prince George-Mackenzie
College of New Caledonia - Quesnel Campus	Cariboo North
College of New Caledonia - Valemount Learning Centre	Prince George-Valemount
College of the Rockies - Cranbrook / Gold Creek Campus	Kootenay East
College of the Rockies - Cranbrook Campus	Kootenay East
College of the Rockies - Creston Campus	Nelson-Creston

Location	Electoral District
College of the Rockies - Elk Valley Campus	Kootenay East
College of the Rockies - Golden Campus	Columbia River-Revelstoke
College of the Rockies - Invermere Campus	Columbia River-Revelstoke
College of the Rockies - Kimberley Campus	Columbia River-Revelstoke
Collettsville	Fraser-Nicola
Colleymount	Nechako Lakes
Colquitz	Saanich South
Columbia Gardens	Kootenay West
Columbia Lake IR 3	Columbia River-Revelstoke
Colvalli	Kootenay East
Colwood	Esquimalt-Royal Roads
Comer	Cariboo North
Commodore Heights	Cariboo North
Comorant Island Community Health Centre	North Island
Comox	Comox Valley
Comox Bay Marina	Comox Valley
Comox Canadian Forces Station	Comox Valley
Comox IR 1	Comox Valley
Comox Municipal Marina	Comox Valley
Comox Valley Campus-North Island College	Comox Valley
Connaught Heights	New Westminster
Conrad	Fraser-Nicola
Coombe	Port Moody-Coquitlam
Coombs	Alberni-Pacific Rim
Cooper Creek	Nelson-Creston
Copeland Islands Marine Park	Powell River-Sunshine Coast
Copper City	Skeena
Copper Cove	Shuswap
Copper Creek	Kamloops-North Thompson
Copper Mountain	Fraser-Nicola

Location	Electoral District
Coquitlam	Coquitlam-Burke Mountain Coquitlam-Maillardville Port Moody-Coquitlam
Coquitlam IR 1	Coquitlam-Maillardville
Coquitlam IR 2	Port Coquitlam
Coquitlam-Meadowbrook	Port Coquitlam
Coral Beach	Kelowna-Lake Country
Corbin	Kootenay East
Cordova Bay	Saanich South
Cormorant Channel Marine Park	North Island
Cormorant Island	North Island
Corra Linn	Nelson-Creston
Cortes Bay	North Island
Cortes Island	North Island
Cortes Island Centre - North Island College	North Island
Coryatsaqua (Moricetown) IR 2	Stikine
Coryville	Nechako Lakes
Cottonwood	Cariboo North
Cottonwood Flats	Kamloops-North Thompson
Couldwell Subdivision	Cariboo North
Courtenay	Comox Valley (see map 3.15)
Courtenay Slough Marina, Comox	Comox Valley
Coutlee	Fraser-Nicola
Cove Cliff	North Vancouver-Seymour
Cowans Point	West Vancouver-Sea to Sky
Cowichan Bay	Cowichan Valley
Cowichan Bay Marina	Cowichan Valley
Cowichan Campus - Vancouver Island University	Cowichan Valley
Cowichan District Hospital	Cowichan Valley
Cowichan IR 1	Cowichan Valley
Cowichan IR 9	Cowichan Valley
Cowichan Lake IR	Cowichan Valley

Location	Electoral District
Cowichan Station	Cowichan Valley
Coykendahl	Kootenay West
Coyle	Fraser-Nicola
Cracroft	North Island
Craigellachie	Shuswap
Cranberry	Powell River-Sunshine Coast
Cranberry Junction	Stikine
Cranbrook	Kootenay East
Cranbrook / Gold Creek Campus - College of the Rockies	Kootenay East
Cranbrook Campus - College of the Rockies	Kootenay East
Crawford Bay	Nelson-Creston
Creekside	West Vancouver-Sea to Sky
Creighton Valley	Vernon-Monashee
Crescent	Surrey-Panorama
Crescent Bay	Nelson-Creston
Crescent Beach	Penticton
Crescent Beach Marina, Surrey	Surrey-Panorama
Crescent Spur	Prince George-Valemount
Crescent Valley	Kootenay West
Creston	Nelson-Creston
Creston Campus - College of the Rockies	Nelson-Creston
Creston IR 1	Nelson-Creston
Creston Valley Hospital	Nelson-Creston
Crestwood Subdivision	Peace River North
Criss Creek	Kamloops-North Thompson
Critter Cove Marina, Tahsis	North Island
Crofton	Nanaimo-North Cowichan
Crowsnest	Kootenay East
Croydon	Prince George-Valemount
Crysdale	Prince George-Valemount
Cultus Lake	Chilliwack-Hope
Cumberland	Comox Valley
Cumshewa	North Coast

Location	Electoral District
Curzon	Nelson-Creston
Cypress Park	West Vancouver-Sea to Sky
D	
Dallas	Kamloops-South Thompson
Danskin	Nechako Lakes
D'Arcy	West Vancouver-Sea to Sky
Darfield	Kamloops-North Thompson
Darrell Bay	West Vancouver-Sea to Sky
Dartmoor	Coquitlam-Maillardville
Dashwood	Alberni-Pacific Rim
David Lam Campus - Douglas College	Coquitlam-Burke Mountain
Davidson	Prince George-Mackenzie
Davis Bay	Powell River-Sunshine Coast
Dawson Creek	Peace River South
Dawson Creek & District Hospital	Peace River South
Dawson Creek Campus - Northern Lights College	Peace River South
Dawsons Landing	North Coast
Days Ranch	Stikine
De Courcy Island	Nanaimo-North Cowichan
Deadwood	Boundary-Similkameen
Dease Lake	Stikine
Dease Lake Campus - Northern Lights College	Stikine
Dease Lake IR 9	Stikine
Decker Lake	Nechako Lakes
Deep Bay	Alberni-Pacific Rim
Deep Cove	Saanich North and the Islands
Deep Cove Marina, North Saanich	Saanich North and the Islands
Deep Creek	Shuswap
Deep Creek IR 2	Cariboo North
Deer Park	Kootenay West

Location	Electoral District
Deerholme	Cowichan Valley
Deering Island	Vancouver-Quilchena
Defot	Stikine
Deka Lake	Cariboo-Chilcotin
Delbrook	West Vancouver-Capilano
Delkatla	North Coast
Delta	Delta North Delta South
Delta Hospital	Delta South
Delta Vancouver Marina, Richmond	Richmond Centre
Demean	Peace River South
Denman Island	Comox Valley
Denny Island	North Coast
Dentville	West Vancouver-Sea to Sky
Departure Bay	Nanaimo
Deroche	Abbotsford-Mission
Desolation Sound Marine Park	Powell River-Sunshine Coast
Devine	West Vancouver-Sea to Sky
Dewdney	Abbotsford-Mission
Dewey	Prince George-Valemount
Digby Island	North Coast
Discovery Harbour Marina, Campbell River	North Island
Discovery Island Marine Park	Oak Bay-Gordon Head
Dixie Cove Marine Park	North Island
Dodge Cove	North Coast
Doe River	Peace River South
Dog Creek	Nechako Lakes
Dog Creek	Cariboo-Chilcotin
Dog Creek IR 1	Cariboo-Chilcotin
Dog Creek IR 2	Cariboo-Chilcotin
Dogpatch	Powell River-Sunshine Coast
Dogwood Valley	Chilliwack-Hope
Doig River	Peace River North
Doig River IR 206	Peace River North
Dokie	Peace River South

Location	Electoral District
Dokie Siding	Peace River South
Dollarton	North Vancouver-Seymour
Dolphin Beach	Parksville-Qualicum
Dolphin Island	North Coast
Dolphin Island IR 1	North Coast
Dome Creek	Prince George-Valemount
Donald	Columbia River-Revelstoke
Donald Landing	Nechako Lakes
Donnelly Landing	Powell River-Sunshine Coast
Doriston	Powell River-Sunshine Coast
Dorreen	Skeena
Dot	Fraser-Nicola
Douglas	Surrey-Cloverdale
Douglas College - David Lam Campus	Coquitlam-Burke Mountain
Douglas College - New Westminster Campus	New Westminister
Douglas Hill Estates	Cowichan Valley
Douglas IR 8	Chilliwack-Hope
Douglas Lake	Fraser-Nicola
Douglas Lake IR 3	Fraser-Nicola
Dove Creek	Comox Valley
Downie	Columbia River-Revelstoke
Downtown Campus - BCIT	Vancouver-False Creek
Downtown Campus - Vancouver Community College	Vancouver-False Creek
Dr Helmcken Memorial Hospital	Kamloops-North Thompson
Dragon	Cariboo North
Dragon Lake IR 3	Cariboo North
Drew Harbour	North Island
Drew Harbour IR 9	North Island
Drewry	Nelson-Creston
Driftwood Creek	Stikine
Dry Gulch	Columbia River-Revelstoke

Location	Electoral District
Drynoch	Fraser-Nicola
DuBose	Skeena
Duck Lake IR 7	Kelowna-Lake Country
Duck Range	Kamloops-South Thompson
Dufferin	Kamloops-South Thompson
Dugan Lake	Cariboo North
Dunbar-Southlands	Vancouver-Quilchena
Duncan	Cowichan Valley
Duncan Bay	North Island
Duncan Lake IR 12	Nechako Lakes
Duncanby Landing	North Coast
Dundarave	West Vancouver-Capilano
Dungeness Marina, Cowichan Bay	Cowichan Valley
Dunkley	Cariboo North
Dunsmuir	Alberni-Pacific Rim
Dunster	Prince George-Valemount
Durieu	Abbotsford-Mission
Dutch Lake	Kamloops-North Thompson
Dzitline Lee (Gelangle 1) IR 9	Nechako Lakes

E

Eagle Bay	Shuswap
Eagle Bluff	Boundary-Similkameen
Eagle Creek	Cariboo-Chilcotin
Eagle Harbour	West Vancouver-Sea to Sky
Eagle Heights	Cowichan Valley
Eagle Ridge	Coquitlam-Burke Mountain
Eagle Ridge Hospital	Port Moody-Coquitlam
Eagle Run	West Vancouver-Sea to Sky
Earls Cove	Powell River-Sunshine Coast
East Arrow Park	Kootenay West
East Gate	Columbia River-Revelstoke

Location	Electoral District
East Kelowna	Kelowna-Mission
East Kootenay Regional Hospital	Kootenay East
East Moberly Lake IR 169	Peace River South
East Osoyoos	Boundary-Similkameen
East Pine	Peace River South
East Saanich IR 2	Saanich North and the Islands
East Sooke	Juan de Fuca
East Thurlow Island	North Island
East Trail	Kootenay West
East Wellington	Nanaimo-North Cowichan
Eastbourne	Powell River-Sunshine Coast
Eastburn	Burnaby-Edmonds
Eastgate	Fraser-Nicola
Echo Bay	North Island
Echo Bay Marina	North Island
Echo Bay Marine Park	North Island
Ecoole	Alberni-Pacific Rim
Eddontenajon	Stikine
Eddy	Prince George-Valemount
Edelweiss	Columbia River-Revelstoke
Edgewater	Columbia River-Revelstoke
Edgewood	Kootenay West
Egmont	Powell River-Sunshine Coast
Egmont Sechelt Band 26	Powell River-Sunshine Coast
Ehatis IR 11	North Island
Ehatisht	North Island
Eholt	Boundary-Similkameen
Ekins Point	Powell River-Sunshine Coast
Ekwan	Peace River North
Elephant Crossing	North Island
Elgin	Surrey-Panorama
Elhlateese IR 2	Alberni-Pacific Rim
Elk Bay	North Island
Elk Prairie	Kootenay East

Location	Electoral District
Elk Valley Campus - College of the Rockies	Kootenay East
Elk Valley Hospital	Kootenay East
Elkford	Kootenay East
Elkford & District Diagnostic & Treatment Centre	Kootenay East
Elko	Kootenay East
Elkview	Kootenay East
Elleh	Peace River North
Ellison	Kelowna-Lake Country
Elphinstone	Powell River-Sunshine Coast
Emily Carr Institute of Art & Design	Vancouver-False Creek
Encombe	Nechako Lakes
Endako	Nechako Lakes
Enderby	Shuswap
Enderby IR 2	Shuswap
Engen	Nechako Lakes
Engineer	Stikine
Enterprise	Cariboo-Chilcotin
Entlqwekkink IR 19	Fraser-Nicola
Erickson	Nelson-Creston
Erie	Nelson-Creston
Errington	Alberni-Pacific Rim
Esler	Cariboo-Chilcotin
Esowista IR 3	Alberni-Pacific Rim
Esperanza	North Island
Espinosa Inlet	North Island
Esquimalt	Esquimalt-Royal Roads
Esquimalt Canadian Forces Base	Esquimalt-Royal Roads
Esquimalt IR	Esquimalt-Royal Roads
Essondale	Coquitlam-Maillardville
Estevan Point	Alberni-Pacific Rim
Est-Patrolas IR 4	Cowichan Valley
Euchinico Creek IR 17	Cariboo North
Evans	West Vancouver-Sea to Sky
Evelyn	Stikine

Location	Electoral District
Evergreen Acres	Peace River North
Ewing	Westside-Kelowna
Exeter	Cariboo-Chilcotin
Exlou	Kamloops-North Thompson
Exstew	Skeena
Extension	Nanaimo-North Cowichan

F

Fair Harbour	North Island
Fairbridge	Cowichan Valley
Fairfield	Victoria-Beacon Hill
Fairfield	Chilliwack
Fairmont	Columbia River- Revelstoke
Fairmont Hot Springs	Columbia River- Revelstoke
Fairview	Boundary-Similkameen
Falkland	Shuswap
Falls	Peace River South
Falls Creek	Fraser-Nicola
Fallsway	Cariboo-Chilcotin
False Bay	Parksville-Qualicum
Fanny Bay	Comox Valley
Farmington	Peace River South
Farrell Creek	Peace River North
Farron	Kootenay West
Faulder	Penticton
Fauquier	Kootenay West
Federal Ranch	Peace River North
Fellers Heights	Peace River South
Fenwick	Kootenay East
Ferguson	Kootenay West
Fern Ridge	Langley
Ferndale	Prince George-Valemount
Ferndale Institution	Abbotsford-Mission
Fernie	Kootenay East
Fernwood (Saltspring Island)	Saanich North and the Islands
Fernwood	Victoria-Beacon Hill

Location	Electoral District
Field	Columbia River- Revelstoke
Fife	Boundary-Similkameen
Fifth Cabin	Stikine
Fill	Fraser-Nicola
Finmoore	Nechako Lakes
Fintry	Westside-Kelowna
Fireside	Peace River North
Firvale	North Coast
Fisherman's Resort Marina, Garden Bay	Powell River-Sunshine Coast
Fisherman's Wharf, Campbell River	North Island
Fitzwilliam	Prince George-Valemount
Five Mile	Kootenay West
Five Mile Point IR 3	Stikine
Flat Creek	Columbia River- Revelstoke
Flathead	Kootenay East
Flatrock	Peace River North
Fleetwood	Surrey-Fleetwood
Fleming	Stikine
Floods	Chilliwack-Hope
Flores Island	Alberni-Pacific Rim
Flying U	Cariboo-Chilcotin
Fontas	Peace River North
Fontas 1	Peace River North
Ford Mountain Correctional Centre	Chilliwack-Hope
Forde	Columbia River- Revelstoke
Fording	Kootenay East
Ford's Cove Marina, Hornby Island	Comox Valley
Foreman	Prince George-Valemount
Forest Grove	Cariboo-Chilcotin
Forest Hills	West Vancouver-Capilano
Forest Knolls	Fort Langley-Aldergrove
Forestdale	Nechako Lakes
Fort Babine	Nechako Lakes
Fort Fraser	Nechako Lakes

Location	Electoral District
Fort George (Shelley) IR 2	Prince George-Valemount
Fort Langley	Fort Langley-Aldergrove
Fort Nelson	Peace River North
Fort Nelson Campus - Northern Lights College	Peace River North
Fort Nelson General Hospital	Peace River North
Fort Nelson IR 2	Peace River North
Fort Rupert	North Island
Fort Rupert IR 1	North Island
Fort St. James	Nechako Lakes
Fort St. James Centre - College of New Caledonia	Nechako Lakes
Fort St. John	Peace River North
Fort St. John General Hospital	Peace River North
Fort St. John Campus - Northern Lights College	Peace River North
Fort Steele	Columbia River- Revelstoke
Fort Ware	Peace River North
Fort Ware IR 1	Peace River North
Foss	Peace River South
Foster	Prince George-Valemount
Fosthall	Kootenay West
Fountain	Fraser-Nicola
Fountain (Twelve Mile) IR 3	Fraser-Nicola
Fountain Creek IR 8	Fraser-Nicola
Fountain IR 1	Fraser-Nicola
Fountain IR 11	Fraser-Nicola
Fountain IR 12	Fraser-Nicola
Fountain Valley	Fraser-Nicola
Fourth Cabin	Stikine
40 Mile Flats	Stikine
Fowler	Stikine
Fox Mountain	Cariboo North
Fraine	Columbia River- Revelstoke
Frames	North Vancouver-Seymour
Francis Lake	Nechako Lakes

Location	Electoral District
Francis Peninsula	Powell River-Sunshine Coast
Francois Lake	Nechako Lakes
Francois Lake IR 7	Nechako Lakes
Franklin Camp	Alberni-Pacific Rim
Fraser	Nelson-Creston
Fraser Canyon Hospital	Chilliwack-Hope
Fraser Heights	Surrey-Tynehead
Fraser Lake	Nechako Lakes
Fraser Lake Centre - College of New Caledonia	Nechako Lakes
Fraser Lake Diagnostic & Treatment Centre	Nechako Lakes
Fraser Mills	Coquitlam-Maillardville
Fraser Regional Correctional Centre	Maple Ridge-Mission
Fraserview	Prince George-Valemount
Frederick	Kamloops-North Thompson
French Creek	Parksville-Qualicum
Fruitvale	Kootenay West
Fry Creek	Nelson-Creston
Fulford Harbour	Saanich North and the Islands
Fulford Harbour Marina, Salt Spring Island	Saanich North and the Islands
Furry Creek	West Vancouver-Sea to Sky

G

Gabriola Island	Nanaimo-North Cowichan
Galena	Kootenay West
Galena Bay	Kootenay West
Galiano Island	Saanich North and the Islands
Galloway	Kootenay East
Gambier Harbour	Powell River-Sunshine Coast
Gambier Island	Powell River-Sunshine Coast
Gang Ranch	Cariboo-Chilcotin

Location	Electoral District
Ganges	Saanich North and the Islands
Ganges Marina, Salt Spring Island	Saanich North and the Islands
Garbitt	Peace River South
Garden Bay	Powell River-Sunshine Coast
Garden Bay Marina	Powell River-Sunshine Coast
Garden Bay Marine Park	Powell River-Sunshine Coast
Garden IR 2	Cariboo-Chilcotin
Garden IR 2A	Cariboo-Chilcotin
Garden Village	Burnaby-Deer Lake
Garibaldi	West Vancouver-Sea to Sky
Garibaldi Estates	West Vancouver-Sea to Sky
Garibaldi Highlands	West Vancouver-Sea to Sky
Garnet Rock Trailer Court	Powell River-Sunshine Coast
Garnet Valley	Penticton
Gates	West Vancouver-Sea to Sky
Gateway	Cariboo-Chilcotin
Gellatly	Westside-Kelowna
Genelle	Kootenay West
Genoa Bay	Cowichan Valley
Genoa Bay Marina, Koksilah	Cowichan Valley
George River	Powell River-Sunshine Coast
Georgetown Mills	North Coast
Germansen Landing	Nechako Lakes
Gerow Island	Nechako Lakes
Gerrard	Kootenay West
Gibbs	Fraser-Nicola
Gibraltar	Cariboo North
Gibson Creek	Kootenay West
Gibson Marine Park	Alberni-Pacific Rim

Location	Electoral District
Gibsons	Powell River-Sunshine Coast
Gibsons Marina	Powell River-Sunshine Coast
Gifford	Abbotsford West
Gilford Island	North Island
Gillies Bay	Powell River-Sunshine Coast
Gilpin	Boundary-Similkameen
Gingolx	Skeena
Giscome	Prince George-Valemount
Gitanmaax	Stikine
Gitanmaax IR 1	Stikine
Gitanyow	Stikine
Gitanyow IR 1	Stikine
Gitsegukla IR 1	Stikine
Gitwangak IR 1	Stikine
Gitwangak IR 2	Stikine
Gitwinksihkw	Skeena
Gitwinksihkw 7	Skeena
Glacier	Columbia River-Revelstoke
Glacier Gulch	Stikine
Glade	Kootenay West
Gladwin	Fraser-Nicola
Gleam	Peace River North
Glen Fraser	Fraser-Nicola
Glen Lake	Juan de Fuca
Glen Valley	Fort Langley-Aldergrove
Glen Vowell	Stikine
Glenannan	Nechako Lakes
Glenbank	Kootenay West
Glenbrooke North	New Westminster
Glendale	Cariboo-Chilcotin
Gleneagles	West Vancouver-Sea to Sky
Gleneden	Shuswap
Glenemma	Shuswap
Glenlily	Nelson-Creston
Glenmerry	Kootenay West
Glenmore	West Vancouver-Capilano

Location	Electoral District
Glenogle	Columbia River-Revelstoke
Glenora	Stikine
Glenora	Cowichan Valley
Glenrosa	Westside-Kelowna
Glentanna	Stikine
Glimpse Lake	Fraser-Nicola
Goat River	Prince George-Valemount
Goatfell	Nelson-Creston
Gods Pocket Marina, Balakava Island	North Island
God's Pocket Marine Park	North Island
Gold Bridge	Fraser-Nicola
Gold River	North Island
Gold River Centre - North Island College	North Island
Gold River Health Clinic	North Island
Golden	Columbia River-Revelstoke
Golden & District General Hospital	Columbia River-Revelstoke
Golden Campus - College of the Rockies	Columbia River-Revelstoke
Goldstream	Juan de Fuca
Goldstream Boathouse, Victoria	Juan de Fuca
Good Hope	North Coast
Good Hope Lake	Stikine
Goodlow	Peace River North
Goose Bay	North Coast
Gordon Head	Oak Bay-Gordon Head
Gordon River	Alberni-Pacific Rim
Gordon River IR 2	Juan de Fuca
Gorge Harbour	North Island
Gorge Harbour Marina, Whaletown	North Island
Gosnell	Kamloops-North Thompson
Gossen Creek	Skeena
Gossip Island	Saanich North and the Islands

Location	Electoral District
Gower Point	Powell River-Sunshine Coast
Graham	Cariboo-Chilcotin
Graham Island	North Coast
Gramsons	West Vancouver-Sea to Sky
Grand Forks	Boundary-Similkameen
Grand Forks Campus - Selkirk College	Boundary-Similkameen
Grand Haven	Peace River North
Grand Rapids	Nechako Lakes
Grand Trunk	Skeena
Granduc	Stikine
Grandview	Surrey-Cloverdale
Grandview Bench	Shuswap
Grandview-Woodlands	Vancouver-Hastings
Granisle	Nechako Lakes
Granite	Nelson-Creston
Granite Bay	North Island
Granite Falls	Coquitlam-Burke Mountain
Grant Brook	Prince George-Valemount
Grantham	Comox Valley
Granthams Landing	Powell River-Sunshine Coast
Grasmere	Kootenay East
Grassy Plains	Nechako Lakes
Gravelle Ferry	Cariboo North
Graveyard IR 5	Maple Ridge-Pitt Meadows
Gray Creek	Nelson-Creston
Great Central	Alberni-Pacific Rim
Great Central Lake	Alberni-Pacific Rim
Great Northern Way Campus - BCIT	Vancouver-Mount Pleasant
Greeley	Columbia River- Revelstoke
Green Cove	Alberni-Pacific Rim
Green Inlet Marine Park	North Coast
Green River	West Vancouver-Sea to Sky
Greendale	Chilliwack

Location	Electoral District
Greenhills	Kootenay East
Greening	Cariboo North
Greenville	Skeena
Greenwood	Boundary-Similkameen
Griffith	Columbia River-Revelstoke
Grindrod	Shuswap
Groundbirch	Peace River South
Guhthe Tah IR 12	Stikine
Gun Lake	Fraser-Nicola
Gundy	Peace River South
Gutah	Peace River North
Gwayasdums IR 1	North Island

H

Hagensborg	North Coast
Hagwilget	Stikine
Hagwilget IR 1	Stikine
Haig	Chilliwack-Hope
Haina	North Coast
Haisla	Skeena
Halalt IR 2	Nanaimo-North Cowichan
Halfmoon Bay	Powell River-Sunshine Coast
Halfway Ranch	Peace River North
Halfway River IR 168	Peace River North
Halhalaeden IR 14	Fraser-Nicola
Halhalaeden IR 14A	Fraser-Nicola
Halkett Bay Marine Park	Powell River-Sunshine Coast
Hall	Nelson-Creston
Hall Siding	Nelson-Creston
Halliday	Skeena
Hanbury	Kootenay East
Hanceville	Cariboo-Chilcotin
Haney	Maple Ridge-Pitt Meadows
Hansard	Prince George-Valemount
Hanson Island	North Island
Happy Valley	Juan de Fuca
Harbour Chines	Coquitlam-Maillardville

Location	Electoral District
Harbour Quay Marina, Port Alberni	Alberni-Pacific Rim
Harbour Village	Coquitlam-Maillardville
Hardwicke Island	North Island
Hardy Island	Powell River-Sunshine Coast
Harmac	Nanaimo-North Cowichan
Harmer	Kootenay East
Harmony Islands Marine Park	Powell River-Sunshine Coast
Harris IR 3	Shuswap
Harrison Hot Springs	Chilliwack-Hope
Harrison Mills	Chilliwack-Hope
Harrogate	Columbia River-Revelstoke
Harrop	Nelson-Creston
Hart Highlands	Prince George-Mackenzie
Hartley Bay	North Coast
Harvey	Prince George-Valemount
Hasler Flat	Peace River South
Hastings-Sunrise	Vancouver-Hastings
Ha'thayim (Von Donop) Marine Park	North Island
Hatzic	Abbotsford-Mission
Hatzic Island	Abbotsford-Mission
Hawkins Lake Subdivision	Cariboo-Chilcotin
Hawks	Cariboo North
Haysport	North Coast
Hayward	Cowichan Valley
Hazelmere	Surrey-Cloverdale
Hazelton	Stikine
Hazelton Campus - Northwest Community College	Stikine
Headquarters	Comox Valley
Headwater Marina, Madeira Park	Powell River-Sunshine Coast
Health Bay	North Island
Heather Civic Marina, Vancouver	Vancouver-False Creek
Hecate	North Island

Location	Electoral District
Hector	Columbia River-Revelstoke
Hedley	Boundary-Similkameen
Heffley Creek	Kamloops-North Thompson
Helby Island	Alberni-Pacific Rim
Hells Gate	Chilliwack-Hope
Hemlock Valley	Chilliwack-Hope
Hendrix Lake	Cariboo North
Heriot Bay	North Island
Heriot Bay Marina, Quadra Island	North Island
Hesquiat	Alberni-Pacific Rim
Hesquiat IR 1	Alberni-Pacific Rim
Heydon Bay	Powell River-Sunshine Coast
Hickethier Ranch	Peace River North
Hicks	Chilliwack-Hope
Hiellen IR 2	North Coast
Highlands	Juan de Fuca
Hillbank	Cowichan Valley
Hillcrest	Nanaimo-North Cowichan
Hilliers	Alberni-Pacific Rim
Hills	Kootenay West
Hippa	North Coast
Hiusta Meadow	Stikine
Hixon	Prince George-Valemount
Hkusam	North Island
Hodda	Prince George-Mackenzie
Holachten IR 8	Abbotsford-Mission
Holberg	North Island
Hollyburn	West Vancouver-Capilano
Holmwood	Kamloops-South Thompson
Homalco IR 9	North Island
Homfray Creek	Powell River-Sunshine Coast
Honeymoon Bay	Cowichan Valley
Hope	Chilliwack-Hope
Hope Bay	Saanich North and the Islands

Location	Electoral District
Hope Centre - University of the Fraser Valley	Chilliwack-Hope
Hope IR 1	Chilliwack-Hope
Hope Island	North Island
Hope Island IR 1	North Island
Hopetown	North Island
Hopkins Landing	Powell River-Sunshine Coast
Hornby Island	Comox Valley
Horse Creek	Columbia River-Revelstoke
Horsefly	Cariboo North
Horseshoe Bay	West Vancouver-Sea to Sky
Hosmer	Kootenay East
Hospital Hill	West Vancouver-Sea to Sky
Hot Springs Cove	Alberni-Pacific Rim
Houpsitas IR 6	North Island
Houston	Nechako Lakes
Houston Campus - Northwest Community College	Nechako Lakes
Houston Health Centre	Nechako Lakes
Howser	Nelson-Creston
Huble	Prince George-Valemount
Hudson's Hope	Peace River North
Hulatt	Nechako Lakes
Hulcross	Peace River South
Hullcar	Shuswap
Hunaechin Sechelt Band 11	Powell River-Sunshine Coast
Huntingdon	Abbotsford South
Huntington	Stikine
Hunts Inlet	North Coast
Hupel	Shuswap
Huscroft	Nelson-Creston
Hustalen IR 1	Kamloops-South Thompson
Hutchinson	Cowichan Valley
Hutchison	Prince George-Mackenzie
Hutton	Prince George-Valemount

Location	Electoral District
Hyacinthe Bay	North Island
Hyde Creek	North Island
Hydraulic	Cariboo North
Hyland Post	Stikine

I

Illecillewaet	Columbia River-Revelstoke
Imperial Ranchettes	Cariboo-Chilcotin
Indian Rock	Penticton
Ingenika Mine	Peace River North
Inkahtsaph IR 6	Chilliwack-Hope
Inkaneep	Boundary-Similkameen
Inkluckcheen IR 21	Fraser-Nicola
Inklyuhkinatko IR 2	Fraser-Nicola
Interurban Campus - Camosun College	Saanich South
Invermere	Columbia River-Revelstoke
Invermere Campus - College of the Rockies	Columbia River-Revelstoke
Invermere District Hospital	Columbia River-Revelstoke
Ioco	Port Moody-Coquitlam
Irvine	Kamloops-North Thompson
Irvin's Landing	Powell River-Sunshine Coast
Irvin's Landing Marina, Pender Harbour	Powell River-Sunshine Coast
Iskut	Stikine
Iskut IR 6	Stikine
Island Cache	Prince George-Valemount
Isle Pierre	Prince George-Mackenzie
Ittatsoo IR 1	Alberni-Pacific Rim

J

Jackman	Prince George-Valemount
Jackson Bay	Powell River-Sunshine Coast
Jackson Narrows Marine Park	North Coast

Location	Electoral District
Jacksons	Stikine
Jade City	Stikine
Jaffray	Kootenay East
Jaleslie	Kamloops-North Thompson
James Bay	Victoria-Beacon Hill
James Louie IR 3A	Cariboo North
Jayem	Parksville-Qualicum
Jean Baptiste IR 28	Stikine
Jedediah Island Marine Park	Parksville-Qualicum
Jedway	North Coast
Jellicoe	Fraser-Nicola
Jersey	Nelson-Creston
Jervis Inlet	Powell River-Sunshine Coast
Jesmond	Fraser-Nicola
Jeune Landing	North Island
Joeyaska IR 2	Fraser-Nicola
John A. Brink Trades & Technology Centre - College of New Caledonia	Prince George-Mackenzie
John Henry's Marina, Garden Bay	Powell River-Sunshine Coast
Johnson	Cariboo North
Johnson Heights	Surrey-Fleetwood
Johnsons Landing	Nelson-Creston
Johny Sticks IR 2	Cariboo-Chilcotin
Jordan River	Juan de Fuca
June Springs Estates	Kelowna-Mission
Juniper Ridge	Kamloops-South Thompson
Jura	Fraser-Nicola
Juskatla	North Coast
Justice Institute of BC - Chilliwack Campus	Chilliwack-Hope
Justice Institute of BC - Maple Ridge Campus	Maple Ridge-Mission
Justice Institute of BC - New Westminster Campus	New Westminster

Location	Electoral District
Justice Institute of BC - Okanagan Campus	Westside-Kelowna
Justice Institute of BC - Victoria Campus	Victoria-Beacon Hill
K	
Kaay Llnagaay Campus - Northwest Community College	North Coast
Kahmoose IR 4	Chilliwack-Hope
Kahntah	Peace River North
Kahntah IR 3	Peace River North
Kaien Island	North Coast
Kaisun	North Coast
Kakawis	Alberni-Pacific Rim
Kalamalka	Vernon-Monashee
Kaleden	Boundary-Similkameen
Kaleva	North Island
Kallum	Skeena
Kamloops	Kamloops-North Thompson Kamloops-South Thompson
Kamloops Campus - Thompson Rivers University	Kamloops-South Thompson
Kamloops Canadian Forces Station	Kamloops-North Thompson
Kamloops IR 1	Kamloops-North Thompson
Kamloops IR 4	Kamloops-North Thompson
Kamloops Regional Correctional Centre	Kamloops-South Thompson
Kanaka	Fraser-Nicola
Kanaka Bar	Fraser-Nicola
Kanaka Bar IR 1A	Fraser-Nicola
Kanaka Bar IR 2	Fraser-Nicola
Kaslo	Nelson-Creston
Kaslo Centre - Selkirk College	Nelson-Creston
Katit IR 1	North Coast

Location	Electoral District
Katzie IR 1	Maple Ridge-Pitt Meadows
Katzie IR 2	Fort Langley-Aldergrove
Kawkawa Lake IR 16	Chilliwack-Hope
Keating	Saanich North and the Islands
Keats Island	Powell River-Sunshine Coast
Kedleston	Vernon-Monashee
Keefers	Chilliwack-Hope
Keekwillie Trailer Park	Kamloops-North Thompson
Keithley Creek	Cariboo North
Keith-Lynn	North Vancouver-Lonsdale
Kelly Lake	Peace River South
Kelly Lake	Fraser-Nicola
Kelowna	Kelowna-Lake Country Kelowna-Mission Westside-Kelowna
Kelowna Campus - Okanagan College	Kelowna-Mission
Kelowna General Hospital	Kelowna-Mission
Kelvin	Burnaby-Edmonds
Kemano Beach	Skeena
Kendrick Camp	North Island
Kennedy	Prince George-Mackenzie
Kensington-Cedar Cottage	Vancouver-Mount Pleasant
Kent	Chilliwack-Hope
Kent Institution	Chilliwack-Hope
Keremeos	Boundary-Similkameen
Kerr Creek	Boundary-Similkameen
Kerrisdale	Vancouver-Quilchena
Kersley	Cariboo North
Kettle Valley	Boundary-Similkameen
Kicking Horse	Columbia River-Revelstoke
Kidd	Prince George-Valemount
Kilbella Bay	North Coast
Kildala Arm	Skeena
Kildonan	Alberni-Pacific Rim

Location	Electoral District
Kilgard	Abbotsford South
Kilkerran	Peace River South
Killarney	Vancouver-Fraserview
Killiney Beach	Westside-Kelowna
Killy	Prince George-Mackenzie
Kil-Pah-Las IR 3	Cowichan Valley
Kimberley	Columbia River-Revelstoke
Kimberley Campus - College of the Rockies	Columbia River-Revelstoke
Kimsquit	North Coast
Kincolith	Skeena
Kingcome	North Island
Kingcome Inlet	North Island
Kingfisher	Shuswap
Kingfisher Marina, Bamfield	Alberni-Pacific Rim
Kingsgate	Nelson-Creston
Kingsvale	Fraser-Nicola
Kinnaird	Kootenay West
Kippase IR 2	North Island
Kiskatinaw	Peace River South
Kispiox	Stikine
Kispiox IR 1	Stikine
Kispiox Valley	Stikine
Kissick	Kamloops-North Thompson
Kitamaat Village	Skeena
Kitasoo IR 1	North Coast
Kitchener	Nelson-Creston
Kitimaat IR 2	Skeena
Kitimat	Skeena
Kitimat Campus - Northwest Community College	Skeena
Kitimat General Hospital	Skeena
Kitkatla	North Coast
Kitsault	Skeena
Kitseguecla	Stikine
Kitselas	Skeena
Kitselas IR 1	Skeena

Location	Electoral District
Kitsilano	Vancouver-Point Grey
Kitson Island Marine Park	North Coast
Kitsumkalum	Skeena
Kitsumkaylum IR 1	Skeena
Kitwanga	Stikine
Kitzowit IR 20	Fraser-Nicola
Kiusta	North Coast
Klaalth Sechelt Band 5	Powell River-Sunshine Coast
Klahkamich IR 17	Fraser-Nicola
Klaklacum IR 12	Chilliwack-Hope
Klayekwim Sechelt Band 6	Powell River-Sunshine Coast
Klayekwim Sechelt Band 6A	Powell River-Sunshine Coast
Klayekwim Sechelt Band 7	Powell River-Sunshine Coast
Klayekwim Sechelt Band 8	Powell River-Sunshine Coast
Kleecoot	Alberni-Pacific Rim
Kleena Kleene	Cariboo-Chilcotin
Kleetlekut IR 22	Fraser-Nicola
Klehkoot IR 2	Alberni-Pacific Rim
Kleindale	Powell River-Sunshine Coast
Klemtu	North Coast
Klickkumcheem IR 18	Fraser-Nicola
Klua	Peace River North
Kluskus IR 1	Cariboo North
Knockholt	Nechako Lakes
Knutsford	Kamloops-South Thompson
Kobes	Peace River North
Kokish	North Island
Koksilah	Cowichan Valley
Komo	Chilliwack-Hope
Koonwats IR 7	Stikine
Kootenay Bay	Nelson-Creston
Kootenay Boundary Regional Hospital	Kootenay West
Kootenay Crossing	Columbia River- Revelstoke

Location	Electoral District
Kootenay Lake Hospital	Nelson-Creston
Kopchitchin IR 2	Chilliwack-Hope
Koster	Fraser-Nicola
Kowtain IR 17	West Vancouver-Sea to Sky
Kragmont	Kootenay East
Krestova	Kootenay West
KSA Campus - Selkirk College	Nelson-Creston
Kshish IR 4	Skeena
Ksoo-Gun-Ya IR 2A	Stikine
Kuldo	Nechako Lakes
Kulkayu (Hartley Bay) IR 4	North Coast
Kulspai IR 6	Skeena
Kumcheen IR 1	Fraser-Nicola
Kung	North Coast
Kuper Island	Nanaimo-North Cowichan
Kuper Island IR 7	Nanaimo-North Cowichan
Kuskonook	Nelson-Creston
Kwantlen Polytechnic University - Cloverdale Campus	Surrey-Cloverdale
Kwantlen Polytechnic University - Langley Campus	Langley
Kwantlen Polytechnic University - Richmond Campus	Richmond Centre
Kwantlen Polytechnic University - Surrey Campus	Surrey-Newton
Kwatsi Bay Marina, Kingcome Inlet	North Island
Kwawkwawapilt IR 6	Chilliwack
Kwinitsa	North Coast
Kyuquot	North Island
L	
Lac la Hache	Cariboo-Chilcotin
Lac Le Jeune	Fraser-Nicola
Lachkalsap 9	Skeena
Ladner	Delta South

Location	Electoral District
Lady Minto Gulf Islands Hospital	Saanich North and the Islands
Ladysmith	Nanaimo-North Cowichan
Ladysmith Community Health Centre	Nanaimo-North Cowichan
Ladysmith Community Marina	Nanaimo-North Cowichan
Lafferty	Boundary-Similkameen
Laidlaw	Chilliwack-Hope
Lakahahmen IR 11	Abbotsford-Mission
Lake Buntzen	Port Moody-Coquitlam
Lake Country	Kelowna-Lake Country
Lake Cowichan	Cowichan Valley
Lake Errock	Abbotsford-Mission
Lake Kathlyn	Stikine
Lake Hill	Victoria-Swan Lake
Lakelse	Skeena
Lakelse Lake	Skeena
Lakes District Campus - College of New Caledonia	Nechako Lakes
Lakes District Hospital & Health Centre	Nechako Lakes
Laketon	Stikine
Laketown IR 3	Nechako Lakes
Lakeview Heights	Westside-Kelowna
Lamming Mills	Prince George-Valemount
Lang Bay	Powell River-Sunshine Coast
Langara College	Vancouver-Langara
Langara Island	North Coast
Langdale	Powell River-Sunshine Coast
Langford	Juan de Fuca
Langley	Fort Langley-Aldergrove Langley
Langley Campus - Kwantlen Polytechnic University	Langley
Langley IR 2	Maple Ridge-Mission
Langley IR 4	Maple Ridge-Mission

Statement of Votes
39th Provincial General Election
May 12, 2009

Location	Electoral District
Langley Memorial Hospital	Langley
Lansdowne Campus - Camosun College	Oak Bay-Gordon Head
Lantzville	Parksville-Qualicum
Larch Hill	Shuswap
Lardeau	Nelson-Creston
Larkin	Shuswap
Larsons Landing	Powell River-Sunshine Coast
Lasqueti	Parksville-Qualicum
Lasqueti Island	Parksville-Qualicum
Lasqueti Store Marina	Parksville-Qualicum
Laurentian Belaire	Coquitlam-Maillardville
Lauretta	Columbia River-Revelstoke
Lavington	Vernon-Monashee
Lawnhill	North Coast
Lax Kwalaams	North Coast
Laxgalts ap	Skeena
Lazo	Comox Valley
Leancoil	Columbia River-Revelstoke
Lebahdo	Kootenay West
Lee Creek	Shuswap
Leechtown	Juan de Fuca
Lees Corner	Cariboo-Chilcotin
Legrand	Prince George-Valemount
Lejac	Nechako Lakes
Lemon Creek	Kootenay West
Lemoray	Peace River South
Lempriere	Kamloops-North Thompson
Leo Creek	Nechako Lakes
Lester B Pearson College	Juan de Fuca
Lexau Ranch	Peace River North
Lezbye IR 6	Cariboo-Chilcotin
Liard River	Peace River North
Liard River IR 3	Stikine
Liersch	Prince George-Mackenzie

Location	Electoral District
Lighthouse Point	Saanich North and the Islands
Likely	Cariboo North
Lillooet	Fraser-Nicola
Lillooet Centre - Thompson Rivers University	Fraser-Nicola
Lillooet District Hospital	Fraser-Nicola
Lillooet IR 1	Fraser-Nicola
Lily Lake	Nechako Lakes
Lime	Fraser-Nicola
Lina Island	North Coast
Lincoln Park	Port Coquitlam
Lindell	Chilliwack-Hope
Lindell Beach	Chilliwack-Hope
Lindeman	Stikine
Line Creek	Kootenay East
Lions Bay	West Vancouver-Sea to Sky
Lions Bay Marina	West Vancouver-Sea to Sky
Lions Gate Hospital	North Vancouver-Lonsdale
Lister	Nelson-Creston
Little Andrews Bay Marine Park	Nechako Lakes
Little Fort	Kamloops-North Thompson
Little River	Comox Valley
Little Springs IR 8	Cariboo-Chilcotin
Little Springs IR 18	Cariboo-Chilcotin
Little Zeballos	North Island
Lockeport	North Coast
Log Cabin	Stikine
Logan Lake	Fraser-Nicola
Logan Lake Health Centre	Fraser-Nicola
Lohbiee IR 3	Cariboo-Chilcotin
Lone Butte	Cariboo-Chilcotin
Lone Prairie	Peace River South
Long Harbour	Saanich North and the Islands
Longbeach	Nelson-Creston

Location	Electoral District
Longworth	Prince George-Valemount
Loon Lake	Fraser-Nicola
Loon Lake IR 4	Fraser-Nicola
Loos	Prince George-Valemount
Louis Creek	Kamloops-North Thompson
Louis Creek IR 4	Kamloops-North Thompson
Lowe Inlet Marine Park	North Coast
Lower China Creek	Kootenay West
Lower Hat Creek IR 2	Fraser-Nicola
Lower Kootenay IR 1C	Nelson-Creston
Lower Kootenay IR 2	Nelson-Creston
Lower Kootenay IR 4	Nelson-Creston
Lower Lonsdale	North Vancouver- Lonsdale
Lower Nicola	Fraser-Nicola
Lower Post	Stikine
Lower Post Settlement IR	Stikine
Lower Similkameen IR 2	Boundary-Similkameen
Lubin	Prince George-Valemount
Lucas	Nechako Lakes
Lucerne	Prince George-Valemount
Lukseetsissum IR 9	Chilliwack-Hope
Lulu 5	Fraser-Nicola
Lulu Island	New Westminster Richmond East Richmond Centre Richmond-Steveston
Lumberton	Kootenay East
Lumby	Vernon-Monashee
Lund	Powell River-Sunshine Coast
Lund Public Marina	Powell River-Sunshine Coast
Lust Subdivision	Cariboo North
Luxor	Columbia River- Revelstoke
Luxton	Juan de Fuca
Lynn Valley	North Vancouver-Seymour
Lynnmour	North Vancouver-Seymour

Location	Electoral District
Lynnwood Marina, North Vancouver	North Vancouver- Lonsdale
Lynx Creek	Peace River North
Lytton	Fraser-Nicola
Lytton IR 4A	Fraser-Nicola
Lytton IR 4D	Fraser-Nicola
Lytton IR 9A	Fraser-Nicola
Lytton IR 9B	Fraser-Nicola
Lytton 27B	Fraser-Nicola
M	
Mabel Lake	Vernon-Monashee
Macalister	Cariboo North
Macdonald	Columbia River- Revelstoke
Mackenzie	Prince George-Mackenzie
Mackenzie & District Hospital	Prince George-Mackenzie
Mackenzie Campus - College of New Caledonia	Prince George-Mackenzie
Mackenzie's Marina, Sechelt	Powell River-Sunshine Coast
Mackin	Cariboo North
MacNeill	Fraser-Nicola
Macoah IR 1	Alberni-Pacific Rim
Madeira Marina, Madeira Park	Powell River-Sunshine Coast
Madeira Park	Powell River-Sunshine Coast
Magic Lake Estates	Saanich North and the Islands
Magna Bay	Shuswap
Magnum Mine	Peace River North
Mahatta River	North Island
Mahmalilikullah 1	North Island
Mahood Falls	Cariboo-Chilcotin
Maillardville	Coquitlam-Maillardville
Makinson	Kootenay West
Malachan IR 11	Alberni-Pacific Rim
Malahat	Cowichan Valley
Malahat IR 11	Cowichan Valley

Location	Electoral District
Malakwa	Shuswap
Malcolm Island	North Island
Malibu	Powell River-Sunshine Coast
Mamalilaculla	North Island
Manning	Fraser-Nicola
Manning Park	Fraser-Nicola
Manson Creek	Nechako Lakes
Mansons Landing	North Island
Mapes	Nechako Lakes
Maple Bay	Cowichan Valley
Maple Bay Marina, Duncan	Cowichan Valley
Maple Ridge	Maple Ridge-Mission Maple Ridge-Pitt Meadows
Maple Ridge Campus - Justice Institute of BC	Maple Ridge-Mission
Maplewood	North Vancouver-Seymour
Maquinna Marine Park	Alberni-Pacific Rim
Mara	Shuswap
Marble Canyon IR 3	Fraser-Nicola
Marblehead	Nelson-Creston
Margaret Bay	North Coast
Marguerite	Cariboo North
Marigold	Saanich South
Marilla	Nechako Lakes
Marina Park Marina, Sidney	Saanich North and the Islands
Marktosis	Alberni-Pacific Rim
Marktosis IR 15	Alberni-Pacific Rim
Marpole	Vancouver-Langara
Marron Valley	Boundary-Similkameen
Martel	Fraser-Nicola
Marten Lake	Nechako Lakes
Martin Prairie	Kamloops-South Thompson
Martin Valley	North Coast
Martinson	Chilliwack-Hope
Mary Hill	Port Coquitlam
Marysville	Columbia River-Revelstoke

Location	Electoral District
Mason Creek	Peace River North
Masset	North Coast
Masset Canadian Forces Station	North Coast
Masset IR 1	North Coast
Masset Campus - Northwest Community College	North Coast
Masthead Marina, Cowichan Bay	Cowichan Valley
Matilpi	Powell River-Sunshine Coast
Matsqui	Abbotsford-Mission
Matsqui Institution	Abbotsford South
Matsqui IR 4	Fort Langley-Aldergrove
Matsqui Main IR 2	Abbotsford West
Maude Island	North Coast
Maurelle Island	North Island
Mayfair	Coquitlam-Maillardville
Mayne Island	Saanich North and the Islands
Mayook	Kootenay East
McAbee	Fraser-Nicola
McArthur Island	Kamloops-North Thompson
McBride	Prince George-Valemount
McBride & District Hospital	Prince George-Valemount
McCabe	Prince George-Valemount
McCall	Nechako Lakes
McCalls Landing	Powell River-Sunshine Coast
McCartney's Flat IR 4	Fraser-Nicola
McConnel	Nelson-Creston
McCracken	Kamloops-South Thompson
McCulloch	Kelowna-Mission
McDame	Stikine
McDonalds Landing	Nechako Lakes
McGillivray	West Vancouver-Sea to Sky
McGregor	Prince George-Valemount

Location	Electoral District
McGuire	West Vancouver-Sea to Sky
McKearney Ranch	Peace River North
McKinley Landing	Kelowna-Lake Country
McLean Ranch	Peace River North
McLeese Lake	Cariboo North
McLeod	Stikine
McLeod Lake	Prince George-Mackenzie
McLeod Lake IR 1	Prince George-Mackenzie
McLeod Subdivision	Shuswap
McLure	Kamloops-North Thompson
McMillan Island	Fort Langley-Aldergrove
McMillan Island IR 6	Fort Langley-Aldergrove
McMurdo	Columbia River-Revelstoke
McMurphy	Kamloops-North Thompson
McNab Creek	Powell River-Sunshine Coast
Meachen	Kootenay East
Meadow Creek	Nelson-Creston
Meadows	Nelson-Creston
Mearns Island	Alberni-Pacific Rim
Medicine Hill IR 12	Kelowna-Mission
Meem Quam Leese	North Island
Meldrum	Cariboo North
Meldrum Creek	Cariboo-Chilcotin
Merritt	Fraser-Nicola
Merton	Prince George-Mackenzie
Merville	Comox Valley
Mesachie Lake	Cowichan Valley
Messiter	Kamloops-North Thompson
Metchosin	Juan de Fuca
Metlakatla	North Coast
Metrotown	Burnaby-Deer Lake
Meziadin Junction	Stikine
Mica Creek	Columbia River-Revelstoke
Middle River	Nechako Lakes

Location	Electoral District
Middlegate	Burnaby-Edmonds
Midway	Boundary-Similkameen
Mile 62 1/2	Peace River North
Mill Bay	Skeena
Mill Bay	Cowichan Valley
Mill Bay Marina, Mill Bay	Cowichan Valley
Millers Landing	West Vancouver-Sea to Sky
Mills Memorial Hospital	Skeena
Millstream	Juan de Fuca
Milner	Langley
Milnes Landing	Juan de Fuca
Minaty Bay	West Vancouver-Sea to Sky
Minstrel Island	North Island
Minto Landing	Chilliwack
Miocene	Cariboo North
Miracle Valley	Abbotsford-Mission
Mirror Lake	Nelson-Creston
Missezula Lake	Fraser-Nicola
Mission	Abbotsford-Mission Abbotsford West Maple Ridge-Mission
Mission Campus - University of the Fraser Valley	Abbotsford-Mission
Mission Institution	Abbotsford-Mission
Mission IR 1	North Vancouver-Lonsdale
Mission IR 5	Fraser-Nicola
Mission Island 2	North Island
Mission Memorial Hospital	Maple Ridge-Mission
Mistaken Island	Parksville-Qualicum
Mitchell Bay	North Island
Mitchell Island	Richmond East
Miworth	Prince George-Mackenzie
Moberly	Columbia River-Revelstoke
Moberly Lake	Peace River South
Moby Dick Marina, Nanaimo	Nanaimo
Moffat	Cariboo North

Location	Electoral District
Moha	Fraser-Nicola
Monias	Peace River South
Mons	West Vancouver-Sea to Sky
Montague Harbour	Saanich North and the Islands
Montague Harbour Marina, Galiano Island	Saanich North and the Islands
Montague Harbour Marine Park	Saanich North and the Islands
Monte Creek	Kamloops-South Thompson
Monte Lake	Kamloops-South Thompson
Montney	Peace River North
Montrose	Kootenay West
Moose Heights	Cariboo North
Mooyah Bay	North Island
Moran	Fraser-Nicola
Moresby Camp	North Coast
Moresby Island	North Coast
Morey	Prince George-Valemount
Moricetown	Stikine
Moricetown IR 1	Stikine
Morrissey	Kootenay East
Mosquito Creek Marina, North Vancouver	North Vancouver-Lonsdale
Mount Baldy	Boundary-Similkameen
Mount Currie	West Vancouver-Sea to Sky
Mount Currie IR 1	West Vancouver-Sea to Sky
Mount Currie IR 2	West Vancouver-Sea to Sky
Mount Currie IR 6	West Vancouver-Sea to Sky
Mount Currie IR 8	West Vancouver-Sea to Sky
Mount Currie IR 10	West Vancouver-Sea to Sky
Mount Lehman	Abbotsford West
Mount Pleasant	Vancouver-Mount Pleasant

Location	Electoral District
Mount Robson	Prince George-Valemount
Mount St. Joseph Hospital	Vancouver-Mount Pleasant
Mount Thurston Correctional Centre	Chilliwack-Hope
Mount Washington	Comox Valley
Mountain Station	Nelson-Creston
Moyie	Kootenay East
Mud Bay	Comox Valley
Mud Bay	Surrey-Panorama
Mud River	Prince George-Mackenzie
Mudge Island	Nanaimo-North Cowichan
Muncho Lake	Peace River North
Munro	Kamloops-South Thompson
Munroe	Fraser-Nicola
Murdale	Peace River North
Murrayville	Langley
Musgrave Landing	Saanich North and the Islands
Musket Island Marine Park	Powell River-Sunshine Coast
Muskwa	Peace River North
Musqueam IR 2	Vancouver-Quilchena
Musqueam IR 4	Delta South
Myra	Kelowna-Mission
Myrtle Point	Powell River-Sunshine Coast
N	
Nadu	North Coast
Nahmint	Alberni-Pacific Rim
Nahun	Westside-Kelowna
Nakusp	Kootenay West
Nakusp Centre - Selkirk College	Kootenay West
Nalos Landing	North Coast
Namu	North Coast
Nanaimo	Nanaimo Nanaimo-North Cowichan Parksville-Qualicum

Location	Electoral District
Nanaimo Campus - Vancouver Island University	Nanaimo
Nanaimo Canadian Forces Camp	Nanaimo
Nanaimo Correctional Centre	Parksville-Qualicum
Nanaimo Harbour City Marina,	Nanaimo
Nanaimo River IR 2	Nanaimo-North Cowichan
Nanaimo River IR 3	Nanaimo-North Cowichan
Nanaimo River IR 4	Nanaimo-North Cowichan
Nanaimo Town IR 1	Nanaimo-North Cowichan
Nanoose Bay	Parksville-Qualicum
Nanoose IR	Parksville-Qualicum
Naramata	Penticton
Narcisse's Farm IR 4	Boundary-Similkameen
Narcosli Creek	Cariboo North
Nasookin Road Subdivision	Nelson-Creston
Nass Camp	Skeena
Nass Valley Campus - Northwest Community College	Skeena
Natal	Kootenay East
Nautley (Fort Fraser) IR 1	Nechako Lakes
Nazco IR 20	Cariboo North
Nazko	Cariboo North
Necait IR 6	Fraser-Nicola
Nechako	Skeena
Nechako Campus - College of New Caledonia	Nechako Lakes
Necoslie (Fort St.James) IR 1	Nechako Lakes
Nedoats IR 11	Nechako Lakes
Needles	Kootenay West
Needley	Peace River North
Nekalliston IR 2	Kamloops-North Thompson
Nekliptum IR 1	Fraser-Nicola
Nelson	Nelson-Creston

Location	Electoral District
Nelson 10th Street Campus - Selkirk College	Nelson-Creston
Nelson Forks	Peace River North
Nelson Island	Powell River-Sunshine Coast
Nelway	Nelson-Creston
Nemaiah Valley	Cariboo-Chilcotin
Nemiah Valley	Cariboo-Chilcotin
Nequatque IR 1	West Vancouver-Sea to Sky
Nequatque IR 2	West Vancouver-Sea to Sky
Nequatque IR 3A	West Vancouver-Sea to Sky
Neskonlith IR 1	Kamloops-South Thompson
Neskonlith IR 2	Kamloops-South Thompson
Nesters	West Vancouver-Sea to Sky
Nesuch IR 3	West Vancouver-Sea to Sky
New Aiyansh	Skeena
New Barkerville	Cariboo North
New Bella Bella	North Coast
New Brighton	Powell River-Sunshine Coast
New Clew	North Coast
New Denver	Kootenay West
New Haven Correctional Centre	Burnaby-Edmonds
New Hazelton	Stikine
New Settlement	Kootenay West
New Songhees IR 1A	Esquimalt-Royal Roads
New Westminister Campus - Justice Institute of BC	New Westminister
New Westminister	New Westminister
New Westminister Campus- Douglas College	New Westminister
Newcastle	Nanaimo

Statement of Votes
39th Provincial General Election
May 12, 2009

Location	Electoral District
Newcastle Island Marine Park	Nanaimo
Newcastle Marina, Nanaimo	Nanaimo
Newgate	Kootenay East
Newlands	Prince George-Valemount
Niagara	Boundary-Similkameen
Nichol	Prince George-Mackenzie
Nicholson	Columbia River-Revelstoke
Nicholson Campus - College of New Caledonia	Prince George-Mackenzie
Nickel Palm IR 4	Fraser-Nicola
Nickeyeah IR 25	Fraser-Nicola
Nicola	Fraser-Nicola
Nicola Lake IR 1	Fraser-Nicola
Nicola Mameet IR 1	Fraser-Nicola
Nicola Valley General Hospital	Fraser-Nicola
Nicola Valley Institute of Technology	Fraser-Nicola
Nicomen	Abbotsford-Mission
Nicomen IR 1	Fraser-Nicola
Nig	Peace River North
Nimpkish	North Island
Nimpkish Heights	North Island
Nimpo Lake	Cariboo-Chilcotin
Ninety Three Mile House	Cariboo-Chilcotin
Ninstints	North Coast
Nisga'A IR	Skeena
Niteal	Peace River North
Nkaih IR 10	Fraser-Nicola
Nohomeen IR 23	Fraser-Nicola
Nooaitch IR 10	Fraser-Nicola
Nootka	North Island
Nootka Island	North Island
Noralee	Nechako Lakes
Norgate	North Vancouver-Lonsdale
Norlake	Cariboo-Chilcotin
North Bay IR 5	Shuswap

Location	Electoral District
North Bend	Chilliwack-Hope
North Bonaparte	Fraser-Nicola
North Bulkley	Nechako Lakes
North Campbell River	North Island
North Cowichan	Cowichan Valley Nanaimo-North Cowichan
North Cowichan Marina, Crofton	Nanaimo-North Cowichan
North Delta	Delta North
North Galiano	Saanich North and the Islands
North Island College - Bella Coola Centre	North Coast
North Island College - Campbell River Campus	North Island
North Island College - Comox Valley Campus	Comox Valley
North Island College - Cortes Island Centre	North Island
North Island College - Gold River Centre	North Island
North Island College - Port Alberni Campus	Alberni-Pacific Rim
North Island College - Port Hardy Campus	North Island
North Island College - Ucluelet Centre	Alberni-Pacific Rim
North Kamloops	Kamloops-North Thompson
North Lonsdale	North Vancouver-Seymour
North Nechako	Prince George-Valemount
North Pender Island	Saanich North and the Islands
North Pine	Peace River North
North Poplar	Abbotsford South
North Saanich	Saanich North and the Islands
North Saanich Marina, Sidney	Saanich North and the Islands
North Star	Kootenay East
North Tacla Lake IR 7	Nechako Lakes
North Tacla Lake IR 7A	Nechako Lakes

Location	Electoral District
North Thompson IR 1	Kamloops-North Thompson
North Vancouver	North Vancouver-Lonsdale North Vancouver-Seymour West Vancouver-Capilano
North Vancouver Campus - Capilano University	North Vancouver-Seymour
Northern Lights College - Atlin Campus	Stikine
Northern Lights College - Chetwynd Campus	Peace River South
Northern Lights College - Dawson Creek Campus	Peace River South
Northern Lights College - Dease Lake Campus	Stikine
Northern Lights College - Fort Nelson Campus	Peace River North
Northern Lights College - Fort St. John Campus	Peace River North
Northern Lights College - Tumbler Ridge Campus	Peace River South
Northfield	Nanaimo
Northridge	West Vancouver-Sea to Sky
Northwest Campus - University of Northern BC	Skeena
Northwest Community College - Hazelton Campus	Stikine
Northwest Community College - Houston Campus	Nechako Lakes
Northwest Community College - Kaay Lnagaay Campus	North Coast
Northwest Community College - Kitimat Campus	Skeena
Northwest Community College - Massett Campus	North Coast

Location	Electoral District
Northwest Community College - Nass Valley Campus	Skeena
Northwest Community College - Prince Rupert Campus	North Coast
Northwest Community College - Queen Charlotte Campus	North Coast
Northwest Community College - Smithers Campus	Stikine
Northwest Community College - Terrace Campus	Skeena
Norton	Abbotsford South
Notch Hill	Shuswap
Nuchatlitz	North Island
Nukko Lake	Prince George-Mackenzie
Nulki	Nechako Lakes
Numukamis IR 1	Alberni-Pacific Rim
Nursery	Boundary-Similkameen
Nuuautin IR 2	Fraser-Nicola
O	
O Dell	Prince George-Mackenzie
O Keefe	Shuswap
Oak Bay	Oak Bay-Gordon Head
Oak Bay Marina	Oak Bay-Gordon Head
Oak Hills	Kamloops-North Thompson
Oakridge	Vancouver-Langara
Oalthkyim Sechelt Band 4	Powell River-Sunshine Coast
Oasis	Kootenay West
Ocean Falls	North Coast
Ocean Grove	North Island
Ocean Park	Surrey-White Rock
Oclucje IR 7	North Island
Octopus Islands Marine Park	North Island
Ogden	Fraser-Nicola
Ohamil IR 1	Chilliwack-Hope

Location	Electoral District
Okanagan Campus - Justice Institute of BC	Westside-Kelowna
Okanagan Campus - University of British Columbia	Kelowna-Lake Country
Okanagan Centre	Kelowna-Lake Country
Okanagan College - Kelowna Campus	Kelowna-Mission
Okanagan College - Oliver Centre	Boundary-Similkameen
Okanagan College - Penticton Campus	Penticton
Okanagan College - Revelstoke Centre	Columbia River-Revelstoke
Okanagan College - Salmon Arm Campus	Shuswap
Okanagan College - Summerland Centre	Penticton
Okanagan College - Vernon-Kalamalka Campus	Vernon-Monashee
Okanagan Falls	Boundary-Similkameen
Okanagan IR 1	Shuswap
Okanagan Landing	Vernon-Monashee
Okanagan Mission	Kelowna-Mission
Okeover Arm Marina, Powell River	Powell River-Sunshine Coast
Okeover Inlet Marina, Lund	Powell River-Sunshine Coast
Olalla	Boundary-Similkameen
Old Bella Bella	North Coast
Old Fort	Peace River North
Old Hogem	Nechako Lakes
Old Massett	North Coast
Old Remo	Skeena
Old Town	Kootenay East
Oliver	Boundary-Similkameen
Oliver Centre - Okanagan College	Boundary-Similkameen
Oliver Cove Marine Park	North Coast
Olivers Landing	West Vancouver-Sea to Sky
Olson	Kootenay East

Location	Electoral District
Omineca IR 1	Nechako Lakes
100 Mile District General Hospital	Cariboo-Chilcotin
100 Mile House	Cariboo-Chilcotin
100 Mile House Centre - Thompson Rivers University	Cariboo-Chilcotin
105 Mile House	Cariboo-Chilcotin
105 Mile Post IR 2	Fraser-Nicola
108 Mile Recreational Ranch	Cariboo-Chilcotin
111 Mile House	Cariboo-Chilcotin
114 Mile House	Cariboo-Chilcotin
122 Mile House	Cariboo-Chilcotin
127 Mile House	Cariboo-Chilcotin
141 Mile House	Cariboo North
150 Mile House	Cariboo North
Onward	Cariboo-Chilcotin
Oona River	North Coast
Ootischenia	Kootenay West
Ootischenia Flats	Kootenay West
Ootsa Lake	Nechako Lakes
Opitsat	Alberni-Pacific Rim
Opitsat IR 1	Alberni-Pacific Rim
Oregon Jack Creek IR 2	Fraser-Nicola
Osborn	Peace River North
Osborn Bay	Nanaimo-North Cowichan
Osland	North Coast
Osoyoos	Boundary-Similkameen
Osoyoos IR 1	Boundary-Similkameen
Osprey Lake	Fraser-Nicola
Othello	Chilliwack-Hope
Otter Bay	Saanich North and the Islands
Otter Bay Marina, Pender Island	Saanich North and the Islands
Ottertail	Columbia River-Revelstoke
Otway	Prince George-Mackenzie
Oweekeno	North Coast
Owen Bay	North Island

Location	Electoral District
Owl Creek	West Vancouver-Sea to Sky
Oxford Heights	Port Coquitlam
Oyama	Kelowna-Lake Country
Oyster Bay IR 12	Nanaimo-North Cowichan
Oyster River	North Island

P

Pacific	Skeena
Pacific Marine Training Campus - BCIT	North Vancouver-Lonsdale
Page's Resort Marina, Gabriola Island	Nanaimo-North Cowichan
Pahas 3	North Island
Painted Boat Resort Marina, Madeira Park	Powell River-Sunshine Coast
Paldi	Cowichan Valley
Palling	Nechako Lakes
Palling IR 1	Nechako Lakes
Palliser	Columbia River-Revelstoke
Panorama	Columbia River-Revelstoke
Panorama Ridge	Surrey-Panorama
Panorama Subdivision	Columbia River-Revelstoke
Papyum IR 27	Fraser-Nicola
Papyum IR 27A	Fraser-Nicola
Paradise Point	Shuswap
Paradise Valley	West Vancouver-Sea to Sky
Park Royal	North Vancouver-Lonsdale
Park Siding	Kootenay West
Parkdale Gardens	Delta South
Parker Island	Saanich North and the Islands
Parkland	Peace River South
Parksville	Parksville-Qualicum
Parksville / Qualicum Centre - Vancouver Island University	Parksville-Qualicum

Location	Electoral District
Parson	Columbia River-Revelstoke
Pashilqua IR 2	Fraser-Nicola
Pasley Island	Powell River-Sunshine Coast
Pass Creek	Kootenay West
Passage Island	West Vancouver-Sea to Sky
Passmore	Kootenay West
Paterson	Kootenay West
Paukeanum IR 3	North Island
Paul Lake	Kamloops-North Thompson
Paul's Basin IR 2	Fraser-Nicola
Paulson	Kootenay West
Pavey	Stikine
Pavilion	Fraser-Nicola
Pavilion IR 1	Fraser-Nicola
Pavilion IR 3A	Fraser-Nicola
Paxton Valley	Kamloops-South Thompson
Paykulkum Sechelt Band 14	Powell River-Sunshine Coast
Peace Arch Hospital	Surrey-White Rock
Peace River-Liard Campus - University of Northern BC	Peace River North
Peachland	Penticton
Pearse Island	North Island
Pedder Bay Marina, Sooke	Juan de Fuca
Peejay	Peace River North
Pelican Bay Marina, Vancouver	Vancouver-False Creek
Pemberton	West Vancouver-Sea to Sky
Pemberton & District Health Centre	West Vancouver-Sea to Sky
Pemberton Heights	West Vancouver-Capilano
Pemberton Meadows	West Vancouver-Sea to Sky
Pender Harbour	Powell River-Sunshine Coast

Location	Electoral District
Pender Harbour Marina, Madeira Park	Powell River-Sunshine Coast
Pendleton Bay	Nechako Lakes
Pennington	Stikine
Penny	Prince George-Valemount
Penrose Island Marine Park	North Coast
Penticton	Penticton
Penticton Campus - Okanagan College	Penticton
Penticton IR 1	Penticton
Penticton Regional Hospital	Penticton
Perow	Nechako Lakes
Perrys	Kootenay West
Peters IR 1	Chilliwack-Hope
Peterson	Prince George-Valemount
Phelan	North Coast
Phillips Arm	Powell River-Sunshine Coast
Phoenix	Boundary-Similkameen
Pier66 Marina, Cowichan Bay	Cowichan Valley
Pierre's Bay Marina, Gabriola Island	North Island
Piers Island	Saanich North and the Islands
Pilot Bay	Nelson-Creston
Pinantan Lake	Kamloops-North Thompson
Pinchi	Nechako Lakes
Pinchi Lake	Nechako Lakes
Pine Valley	Peace River South
Pinegrove	Cariboo North
Pinesul	Peace River South
Pineview	Prince George-Valemount
Pineview	Peace River North
Pink Mountain	Peace River North
Pioneer Mine	Fraser-Nicola
Pirates Cove Marine Park	Nanaimo-North Cowichan
Pitman	Skeena
Pitquah	Fraser-Nicola

Location	Electoral District
Pitt Meadows	Maple Ridge-Pitt Meadows
Pitt Meadows Marina	Maple Ridge-Pitt Meadows
Pitt River Marina, Port Coquitlam	Port Coquitlam
Pixie Beach	Kelowna-Lake Country
Playmor Junction	Kootenay West
Plaza of Nations Marina, Vancouver	Vancouver-False Creek
Pleasantside	Port Moody-Coquitlam
Plumper Cove Marine Park	Powell River-Sunshine Coast
Plumper Harbour	North Island
Poett Nook Marina, Nanaimo	Alberni-Pacific Rim
Point Holmes	Comox Valley
Poise Cove Marina, Sechelt	Powell River-Sunshine Coast
Poison Creek IR 17A	Nechako Lakes
Polley	Fraser-Nicola
Pope Landing	Powell River-Sunshine Coast
Popkum	Chilliwack-Hope
Popkum IR 1	Chilliwack-Hope
Poplar Creek	Nelson-Creston
Poplar Grove	Penticton
Porcher Island	North Coast
Port Alberni	Alberni-Pacific Rim
Port Alberni Campus - North Island College	Alberni-Pacific Rim
Port Albion	Alberni-Pacific Rim
Port Alice	North Island
Port Alice Hospital	North Island
Port Browning Marina, Pender Island	Saanich North and the Islands
Port Clements	North Coast
Port Coquitlam	Port Coquitlam
Port Desire	Alberni-Pacific Rim
Port Douglas	Chilliwack-Hope
Port Edward	North Coast
Port Guichon	Delta South

Location	Electoral District
Port Hammond	Fort Langley-Aldergrove
Port Hardy	North Island
Port Hardy Campus - North Island College	North Island
Port Hardy Hospital	North Island
Port Kells	Surrey-Tynehead
Port Mann	Surrey-Tynehead
Port McNeill	North Island
Port McNeill & District Hospital	North Island
Port Mellon	Powell River-Sunshine Coast
Port Moody	Port Moody-Coquitlam
Port Neville	Powell River-Sunshine Coast
Port Renfrew	Juan de Fuca
Port Renfrew Marina	Juan de Fuca
Port Sidney Marina, Sidney	Saanich North and the Islands
Port Simpson IR 1	North Coast
Port Stalashen Marina, Wilson Creek	Powell River-Sunshine Coast
Port Washington	Saanich North and the Islands
Porteau	West Vancouver-Sea to Sky
Porteous	Kootenay East
Porter Landing	Stikine
Porto Rico	Nelson-Creston
Poser	Prince George-Valemount
Postill	Kelowna-Lake Country
Potter	Cariboo-Chilcotin
Pouce Coupe	Peace River South
Poupore	Kootenay West
Powell River	Powell River-Sunshine Coast
Powell River Campus - Vancouver Island University	Powell River-Sunshine Coast
Powell River General Hospital	Powell River-Sunshine Coast

Location	Electoral District
Powers Addition	Kamloops-North Thompson
Prairie Valley	Penticton
Premier	Stikine
Premier Lake	Columbia River- Revelstoke
Prespatou	Peace River North
Prevost Island	Saanich North and the Islands
Priest's Valley IR 6	Vernon-Monashee
Prince George	Prince George-Mackenzie Prince George-Valemount
Prince George Campus - College of New Caledonia	Prince George-Mackenzie
Prince George Campus - University of Northern BC	Prince George-Mackenzie
Prince George Regional Correction Centre	Prince George-Valemount
Prince Rupert	North Coast
Prince Rupert Campus - Northwest Community College	North Coast
Prince Rupert Campus - University of Northern BC	North Coast
Prince Rupert Regional Hospital	North Coast
Princess Louisa Marine Park	Powell River-Sunshine Coast
Princeton	Fraser-Nicola
Pritchard	Kamloops-South Thompson
Procter	Nelson-Creston
Progress	Peace River South
Promontory	Chilliwack-Hope
Prophet River	Peace River North
Prophet River IR 4	Peace River North
Prospect Lake	Saanich South
Protection Island	Nanaimo
Puckatholechin IR 11	Chilliwack-Hope
Punchaw	Prince George-Valemount

Location	Electoral District
Puntledge	Comox Valley
Purden Lake	Prince George-Valemount
Pyramid	Kamloops-North Thompson

Q

Quaaout IR 1	Kamloops-South Thompson
Quadra Island	North Island
Quaee IR 7	North Island
Qualicum Bay	Alberni-Pacific Rim
Qualicum Beach	Parksville-Qualicum
Qualicum IR	Alberni-Pacific Rim
Quamichan	Cowichan Valley
Quarterdeck Inn Marina, Port Hardy	North Island
Quathiaski Cove	North Island
Quatsino	North Island
Quatsino Subdivision IR 18	North Island
Quattishe IR 1	North Island
Quaw	Prince George-Mackenzie
Quayside Marina, Vancouver	Vancouver-False Creek
Queen Alexandra Centre For Children's Health	Oak Bay-Gordon Head
Queen Charlotte	North Coast
Queen Charlotte Campus - Northwest Community College	North Coast
Queen Charlotte Islands General Hospital	North Coast
Queens Bay	Nelson-Creston
Queens Cove	North Island
Queens Park	New Westminster
Queensborough	New Westminster
Quesnel	Cariboo North
Quesnel Campus - College of New Caledonia	Cariboo North
Quesnel Canyon	Cariboo North
Quesnel Forks	Cariboo North

Location	Electoral District
Quesnel IR 1	Cariboo North
Quesnel View	Cariboo North
Quick	Stikine
Quilchena	Fraser-Nicola
Quinsam	North Island
Quinsam IR 12	North Island

R

R.W. Large Memorial Hospital	North Coast
Radium	Columbia River- Revelstoke
Radium Hot Springs	Columbia River- Revelstoke
Raft River	Kamloops-North Thompson
Rainy Hollow	Stikine
Ranch Park	Coquitlam-Maillardville
Ranchero	Shuswap
Raspberry	Kootenay West
Raush Valley	Prince George-Valemount
Rayleigh	Kamloops-North Thompson
Read Island	North Island
Rebecca Spit Marine Park	North Island
Reclaim	Chilliwack-Hope
Red Bluff	Cariboo North
Red Cross Outpost Nursing Station, Alexis Creek	Cariboo-Chilcotin
Red Cross Outpost Nursing Station, Atlin	Stikine
Red Cross Outpost Nursing Station, Bamfield	Alberni-Pacific Rim
Red Cross Outpost Nursing Station, Blue River	Kamloops-North Thompson
Red Cross Outpost Nursing Station, Edgewood	Kootenay West
Red Cross Outpost Nursing Station, Kyuquot	North Island

Location	Electoral District
Red Mountain	Kootenay West
Red Pass	Prince George-Valemount
Red Rock	Prince George-Valemount
Red Rose	Stikine
Redgrave	Columbia River-Revelstoke
Redroofs	Powell River-Sunshine Coast
Redstone	Cariboo-Chilcotin
Redstone Flat IR 1	Cariboo-Chilcotin
Reed Point Marina, Port Moody	Port Moody-Coquitlam
Refuge Cove	Powell River-Sunshine Coast
Refuge Cove IR 6	Alberni-Pacific Rim
Refuge Cove Marina, Redonda Island	Powell River-Sunshine Coast
Reid Island	Nanaimo-North Cowichan
Reid Lake	Prince George-Mackenzie
Remac	Nelson-Creston
Remo	Skeena
Renata	Kootenay West
Renfrew-Collingwood	Vancouver-Kingsway
Retallack	Nelson-Creston
Retaskit	Fraser-Nicola
Revelstoke	Columbia River-Revelstoke
Revelstoke Centre - Okanagan College	Columbia River-Revelstoke
Rhone	Boundary-Similkameen
Rich Bar	Cariboo North
Richmond	Richmond Centre Richmond East Richmond-Steveston
Richmond Campus - Kwantlen Polytechnic University	Richmond Centre
Richmond Hospital	Richmond Centre
Richmond Marina	Richmond Centre
Rider	Prince George-Valemount
Ridge Meadows Hospital & Health Centre	Maple Ridge-Pitt Meadows

Location	Electoral District
Ridgedale	Abbotsford-Mission
Ridley	North Coast
Riley	Kootenay East
Riley Park	Vancouver-Fairview
Riondel	Nelson-Creston
Riske Creek	Cariboo-Chilcotin
Ritchie	Skeena
River House Marina, Delta	Delta South
River Rock Casino Marina, Richmond	Richmond Centre
River Springs	Coquitlam-Burke Mountain
Rivers Inlet	North Coast
Riverside	Abbotsford-Mission
Rivervale	Kootenay West
Riverview Psychiatric Hospital	Coquitlam-Maillardville
Roamers Landing, Salt Spring Island	Saanich North and the Islands
Roberts Creek	Powell River-Sunshine Coast
Robertson Island	North Coast
Robin Creek	Stikine
Robson	Kootenay West
Robson West	Kootenay West
Rock Bay	North Island
Rock Bay Marine Park	North Island
Rock Creek	Boundary-Similkameen
Rockyview	Kootenay East
Roe Lake	Cariboo-Chilcotin
Rogers	Columbia River-Revelstoke
Rogers Pass	Columbia River-Revelstoke
Rolla	Peace River South
Rolling Hills Park	Vernon-Monashee
Roosville	Kootenay East
Roscoe Bay Marine Park	Powell River-Sunshine Coast
Rose Harbour	North Coast
Rose Lake	Nechako Lakes
Rose Prairie	Peace River North

Location	Electoral District
Rosebery	Kootenay West
Rosedale	Chilliwack-Hope
Ross Peak	Columbia River-Revelstoke
Ross Spur	Nelson-Creston
Rossland	Kootenay West
Rosswood	Skeena
Round Lake	Stikine
Round Prairie	Kootenay East
Roy	Powell River-Sunshine Coast
Royal Columbian Hospital	New Westminster
Royal Inland Hospital	Kamloops-South Thompson
Royal Jubilee Hospital	Victoria-Beacon Hill
Royal Oak	Saanich South
Royal Reach Marina, Sechelt	Powell River-Sunshine Coast
Royal Roads University	Esquimalt-Royal Roads
Royston	Comox Valley
Ruby Creek	Chilliwack-Hope
Ruby Creek IR 2	Chilliwack-Hope
Rugged Point Marine Park	North Island
Rumble Beach	North Island
Rupert	Stikine
Rushmere	Columbia River-Revelstoke
Ruskin	Maple Ridge-Mission
Rusty Duck Marina, Brentwood Bay	Saanich North and the Islands
Rutland	Kelowna-Mission
Ruxton Island	Nanaimo-North Cowichan
Ryan	Nelson-Creston
Ryder Lake	Chilliwack-Hope
Rykerts	Nelson-Creston
S	
Saanich	Oak Bay-Gordon Head Saanich North and the Islands Saanich South Victoria-Beacon Hill Victoria-Swan Lake

Location	Electoral District
Saanich Peninsula Hospital	Saanich North and the Islands
Saanichton	Saanich North and the Islands
Sackum IR 3	Fraser-Nicola
Saddle Rock	Chilliwack-Hope
Sahali	Kamloops-South Thompson
Sahara Heights	Alberni-Pacific Rim
Sahhalkum IR 4	Kamloops-South Thompson
Sahtlam	Cowichan Valley
Sailor's Cove Marina, Victoria	Esquimalt-Royal Roads
Salmo	Nelson-Creston
Salmon Arm	Shuswap
Salmon Arm Campus - Okanagan College	Shuswap
Salmon River IR 1	Shuswap
Salmon Valley	Prince George-Mackenzie
Saloon	Stikine
Saltspring Marina, Saltspring Island	Saanich North and the Islands
Saltair	Nanaimo-North Cowichan
Saltery Bay	Powell River-Sunshine Coast
Saltspring Island	Saanich North and the Islands
Salvus	Skeena
Sam Adams IR 12	Chilliwack-Hope
San Josef	North Island
Sanca	Nelson-Creston
Sanderson Site	Cariboo North
Sandon	Kootenay West
Sandspit	North Coast
Sandwick	Comox Valley
Sandy Cove	West Vancouver-Sea to Sky
Sandy Island Marine Park	Comox Valley
Sandy Point	Shuswap
Sapperton	New Westminster
Saratoga Beach	Comox Valley

Location	Electoral District
Sardis	Chilliwack
Sarita	Alberni-Pacific Rim
Saseenos	Juan de Fuca
Saturna Island	Saanich North and the Islands
Savary Island	Powell River-Sunshine Coast
Savona	Kamloops-South Thompson
Savory	Nechako Lakes
Sayward	North Island
Schelawat IR 1	Chilliwack-Hope
Schkam IR 2	Chilliwack-Hope
Schooner Cove Marina, Nanoose Bay	Parksville-Qualicum
Scotch Creek	Shuswap
Scotch Creek IR 4	Shuswap
Scotia Bay	Stikine
Scott Cove	North Island
Scotty Creek	Kelowna-Lake Country
Scowlitz IR 1	Chilliwack-Hope
Sea Island	Richmond Centre
Sea Island IR 3	Richmond Centre
Seabird Island IR	Chilliwack-Hope
Seafair	Richmond-Steveston
Seaford	North Island
Seah IR 5	Fraser-Nicola
Seaichem IR 16	West Vancouver-Sea to Sky
Seaside Park	Powell River-Sunshine Coast
Seaspunkut IR 4	Nechako Lakes
Sechelt	Powell River-Sunshine Coast
Sechelt Inlets Marine Park	Powell River-Sunshine Coast
Sechelt IR 23	Powell River-Sunshine Coast
Sechelt Lands IR 1	Powell River-Sunshine Coast
Sechelt Lands IR 2	Powell River-Sunshine Coast

Location	Electoral District
Sechelt Lands IR 19	Powell River-Sunshine Coast
Sechelt Lands IR 20	Powell River-Sunshine Coast
Sechelt Lands IR 28	Powell River-Sunshine Coast
Secret Cove	Powell River-Sunshine Coast
Secret Cove Marina, Sechelt	Powell River-Sunshine Coast
Seddall	Fraser-Nicola
Seeney	Columbia River-Revelstoke
Selkirk College - Castlegar Campus	Kootenay West
Selkirk College - Grand Forks Campus	Boundary-Similkameen
Selkirk College - Kaslo Centre	Nelson-Creston
Selkirk College - KSA Campus	Nelson-Creston
Selkirk College - Nakusp Centre	Kootenay West
Selkirk College - Nelson 10th Street Campus	Nelson-Creston
Selkirk College - Silver King Campus	Nelson-Creston
Selkirk College - Trail Campus	Kootenay West
Selma Park	Powell River-Sunshine Coast
Semiahmoo IR	Surrey-White Rock
Semlin	Fraser-Nicola
Sentinel Hill	West Vancouver-Capilano
Septimus	Peace River South
Seton	Fraser-Nicola
Seton Lake IR 5	Fraser-Nicola
Seton Portage	Fraser-Nicola
Seven Mile Corner	Peace River South
Sevenoaks	Saanich South
70 Mile House	Fraser-Nicola
Sewell	North Coast
Sewell Inlet	North Coast

Location	Electoral District
Sewell's Marina, West Vancouver	West Vancouver-Sea to Sky
Seycove Marina, North Vancouver	North Vancouver-Seymour
Seymour Arm	Shuswap
Seymour Creek IR 2	North Vancouver-Lonsdale
Seymour Heights	North Vancouver-Seymour
Seymour Lake	Stikine
Seymour Landing	West Vancouver-Sea to Sky
Shackan IR 11	Fraser-Nicola
Shady Valley	Prince George-Valemount
Shalalth	Fraser-Nicola
Shames	Skeena
Shannon	West Vancouver-Sea to Sky
Shannon Bay	North Coast
Shannon Creek Sechelt Band 28	Powell River-Sunshine Coast
Shaughnessy	Vancouver-Fairview
Shawl Bay	North Island
Shawl Bay Marina	North Island
Shawnigan Lake	Cowichan Valley
Shawniken IR 4B	Fraser-Nicola
Shearer Dale	Peace River South
Shearwater	North Coast
Shelley	Prince George-Valemount
Shelter Bay	Columbia River-Revelstoke
Shelter Island Marina, Richmond	Richmond East
Shelter Point	North Island
Sheraton	Nechako Lakes
Shere	Prince George-Valemount
Sheridan Lake	Cariboo-Chilcotin
Sheslay	Stikine
Shingle Creek	Penticton
Shirley	Juan de Fuca
Shoreacres	Kootenay West
Shoreholme	Kootenay West
Shulus	Fraser-Nicola

Location	Electoral District
Shushartie	North Island
Shuswap	Kamloops-South Thompson
Shuswap Falls	Vernon-Monashee
Shuswap IR	Columbia River-Revelstoke
Shuswap Lake General Hospital	Shuswap
Shuswap Lake Marine Park	Shuswap
Shutty Bench	Nelson-Creston
Sicamous	Shuswap
Sicamous IR 3	Shuswap
Sidney	Saanich North and the Islands
Sidney Island	Saanich North and the Islands
Sikanni	Peace River North
Sikanni Chief	Peace River North
Sik-E-Dakh IR 2	Stikine
Silica	Kootenay West
Silva Bay Marina, Gabriola Island	Nanaimo-North Cowichan Island
Silver Creek	Shuswap
Silver Creek	Chilliwack-Hope
Silver King Campus - Selkirk College	Nelson-Creston
Silver Lake	Peace River North
Silver River	Chilliwack-Hope
Silver Star	Vernon-Monashee
Silver Valley	Maple Ridge-Pitt Meadows
Silverdale	Maple Ridge-Mission
Silverhill	Maple Ridge-Mission
Silverton	Kootenay West
Simon Fraser University - Burnaby Mountain Campus	Burnaby-Lougheed
Simon Fraser University - Surrey Campus	Surrey-Whalley
Simon Fraser University - Vancouver Campus	Vancouver-False Creek

Location	Electoral District
Simpson Ranch	Peace River North
Sinclair Mills	Prince George-Valemount
Sinkut River	Nechako Lakes
Sirdar	Nelson-Creston
Siska Flat IR 3	Fraser-Nicola
Siska Flat IR 8	Fraser-Nicola
Six Mile Meadow IR 6	Nechako Lakes
Six Mile Point	Shuswap
Skawahlook IR 1	Chilliwack-Hope
Skedans	North Coast
Skeena	North Coast
Skeena Crossing	Stikine
Skeetchestn IR	Fraser-Nicola
Skidegate	North Coast
Skidegate IR 1	North Coast
Skidegate Landing	North Coast
Skins Lake IR 16B	Nechako Lakes
Skooks Landing	Peace River North
Skookumchuck	Columbia River-Revelstoke
Skookumchuck IR 4	Chilliwack-Hope
Skookumchuck Sechelt Band 27	Powell River-Sunshine Coast
Skoonka	Fraser-Nicola
Skowkale IR 10	Chilliwack
Skowkale IR 11	Chilliwack
Skuppah IR 4	Fraser-Nicola
Skwah IR 4	Chilliwack
Skwali IR 3	Chilliwack
Skwawkweehm Sechelt Band 17	Powell River-Sunshine Coast
Skway IR 5	Chilliwack
Skwayaynope IR 26	Fraser-Nicola
Skweahm IR 10	Abbotsford-Mission
Skyline Marina, Richmond	Richmond Centre
Slaterville	Kootenay East
Slayathlum Sechelt Band 16	Powell River-Sunshine Coast
Slesse Park	Chilliwack-Hope
Sliammon	Powell River-Sunshine Coast

Location	Electoral District
Sliammon IR 1	Powell River-Sunshine Coast
Slocan	Kootenay West
Slocan Park	Kootenay West
Slosh IR 1	Fraser-Nicola
Small Inlet Marine Park	North Island
Smeshalin Sechelt Band 18	Powell River-Sunshine Coast
Smith River	Peace River North
Smithers	Stikine
Smithers Campus - Northwest Community College	Stikine
Smithers Landing	Nechako Lakes
Smittys Marina, Gibsons	Powell River-Sunshine Coast
Smuggler Cove Marine Park	Powell River-Sunshine Coast
Snake 5	Peace River North
Snake River	Peace River North
Snaw-naw-as Marina, Lantzville	Parksville-Qualicum
Snug Cove	West Vancouver-Sea to Sky
Snyder	Peace River North
Sockeye	North Coast
Soda Creek	Cariboo North
Soda Creek IR 1	Cariboo North
Sointula	North Island
Solsqua	Shuswap
Somenos	Nanaimo-North Cowichan
Sonora Island	North Island
Sooke	Juan de Fuca
Sooke Harbour Marina	Juan de Fuca
Soowahlie IR 14	Chilliwack-Hope
Sorrento	Shuswap
South Bentinck	North Coast
South Cambie	Vancouver-Fairview
South Canoe	Shuswap
South Central Campus - University of Northern BC	Cariboo North

Statement of Votes
 39th Provincial General Election
 May 12, 2009

Location	Electoral District
South Dawson	Peace River South
South Fort George	Prince George-Valemount
South Hazelton	Stikine
South Lakeside	Cariboo-Chilcotin
South Lakeside Williams Lake	Cariboo-Chilcotin
South Okanagan Regional Hospital	Boundary-Similkameen
South Pender Harbour	Powell River-Sunshine Coast
South Pender Island	Saanich North and the Islands
South Poplar	Abbotsford South
South Saanich IR 1	Saanich North and the Islands
South Shalalth	Fraser-Nicola
South Slocan	Nelson-Creston
South Slope	Burnaby-Edmonds
South Sumas	Chilliwack
South Taylor	Peace River South
South Wellington	Nanaimo-North Cowichan
Southarm	Richmond East
Southbank	Nechako Lakes
Sowchea IR 3	Nechako Lakes
Sowchea IR 3A	Nechako Lakes
Soyandostar 2	Nechako Lakes
Spallumcheen	Shuswap
Sparwood	Kootenay East
Sparwood General Hospital	Kootenay East
Spatsum	Fraser-Nicola
Spences Bridge	Fraser-Nicola
Spences Bridge IR 4	Fraser-Nicola
Spences Bridge IR 4C	Fraser-Nicola
Sperling	Fort Langley-Aldergrove
Spicer	Prince George-Valemount
Spillimacheen	Columbia River-Revelstoke
Spintlum Flat IR 3	Fraser-Nicola
Sportsman's Marina, Garden Bay	Powell River-Sunshine Coast
Springfield Ranch	Cariboo North

Location	Electoral District
Springhouse	Cariboo-Chilcotin
Sproat Lake	Alberni-Pacific Rim
Sproatt	West Vancouver-Sea to Sky
Spruce Harbour Marina, Vancouver	Vancouver-False Creek
Spur Valley Subdivision	Columbia River-Revelstoke
Spuzzum	Chilliwack-Hope
Spuzzum IR 1	Chilliwack-Hope
Squam IR 2	Kamloops-North Thompson
Squamish	West Vancouver-Sea to Sky
Squamish Campus - Capilano University	West Vancouver-Sea to Sky
Squamish General Hospital	West Vancouver-Sea to Sky
Squaw-Hay-One IR 11	Nanaimo-North Cowichan
Squawkum Creek IR 3	Abbotsford-Mission
Squeah	Chilliwack-Hope
Squiaala IR 7	Chilliwack
Squiaala IR 8	Chilliwack
Squilax	Shuswap
Squinas IR 2	Cariboo-Chilcotin
Squirrel Cove	North Island
Squirrel Cove IR 8	North Island
St. Mary's Hospital	Powell River-Sunshine Coast
St. Andrews	Boundary-Similkameen
St. Bartholomew's Hospital	Fraser-Nicola
St. Eugene Mission	Kootenay East
St. Ives	Shuswap
St. John Hospital	Nechako Lakes
St. Joseph Mission	Cariboo North
St. Joseph's General Hospital	Comox Valley
St. Mary's IR 1	Kootenay East
St. Mary's IR 1A	Kootenay East
St. Paul's Hospital	Vancouver-West End
St. John	Peace River North

Location	Electoral District
Stanley	Cariboo North
Starks	Nanaimo-North Cowichan
Stave Falls	Maple Ridge-Mission
Stawamus IR 24	West Vancouver-Sea to Sky
Steamboat	Peace River North
Steelhead	Maple Ridge-Mission
Stellako	Nechako Lakes
Stellaquo (Stella) IR 1	Nechako Lakes
Stepping Stones Estates	Shuswap
Steveston	Richmond-Steveston
Stewardson Inlet	Alberni-Pacific Rim
Stewart	Stikine
Stewart General Hospital	Stikine
Stikine	Stikine
Stikine Regional Health Centre	Stikine
Still Creek	Vancouver-Hastings
Stillwater	Powell River-Sunshine Coast
Stockett	Nanaimo-North Cowichan
Stone IR 1	Cariboo-Chilcotin
Stoner	Prince George-Valemount
Stones Marina, Nanaimo	Nanaimo
Stoney Creek	Columbia River-Revelstoke
Stony Creek IR 1	Nechako Lakes
Stories Beach	North Island
Stout	Chilliwack-Hope
Strachan Creek	West Vancouver-Sea to Sky
Straiton	Abbotsford South
Strathcona	Vancouver-Mount Pleasant
Strathcona Lodge	Cowichan Valley
Strathnaver	Cariboo North
Strawberry Hill	Delta North
Strawberry Vale	Victoria-Swan Lake
Streatham	Nechako Lakes
Stryen IR 9	Fraser-Nicola

Location	Electoral District
Stuart Island	Powell River-Sunshine Coast
Stuart Lake Hospital	Nechako Lakes
Stuart Lake Marine Park	Nechako Lakes
Stuie	North Coast
Stullawheets IR 8	Chilliwack-Hope
Stump Lake	Fraser-Nicola
Sturdies Bay	Saanich North and the Islands
Suahbin Sechelt Band 19	Powell River-Sunshine Coast
Sugarcane	Cariboo North
Sullivan	Surrey-Panorama
Sullivan Bay	North Island
Sullivan Heights	Burnaby-Lougheed
Summerland	Penticton
Summerland Centre - Okanagan College	Penticton
Summerland General Hospital	Penticton
Summit Lake	Prince George-Mackenzie
Summit Lake	Kootenay West
Summit Lake	Peace River North
Sun Peaks	Kamloops-North Thompson
Sun Valley	Coquitlam-Burke Mountain
Suncrest	Burnaby-Edmonds
Sundance	Peace River South
Sunningdale	Kootenay West
Sunny Hill Health Centre For Children	Vancouver-Kingsway
Sunny Shores Marina, Sooke	Juan de Fuca
Sunnybrae	Shuswap
Sunnyside	Nechako Lakes
Sunrise Valley	Peace River South
Sunset	Vancouver-Fraserview
Sunset Beach	Parksville-Qualicum
Sunset Marina, West Vancouver	West Vancouver-Sea to Sky
Sunset Prairie	Peace River South

Location	Electoral District
Sunshine Bay	Nelson-Creston
Sunshine Coast Campus - Capilano University	Powell River-Sunshine Coast
Sunshine Coast Marina, Madeira Park	Powell River-Sunshine Coast
Sunshine Hills	Delta North
Sunshine Valley	Chilliwack-Hope
Suquash	North Island
Surge Narrows	North Island
Surprise	Stikine
Surrey	Surrey-Cloverdale Surrey-Fleetwood Surrey-Green Timbers Surrey-Newton Surrey-Panorama Surrey-Tynehead Surrey-Whalley Surrey-White Rock
Surrey Campus - Kwantlen Polytechnic University	Surrey-Newton
Surrey Campus - Simon Fraser University	Surrey-Whalley
Surrey Centre	Surrey-Whalley
Surrey Memorial Hospital	Surrey-Green Timbers
Swan Lake IR 3	Cariboo-Chilcotin
Swansea	Kootenay East
Swartz Bay	Saanich North and the Islands
Swaycalse Sechelt Band 3	Powell River-Sunshine Coast
Swaywelat Sechelt Band 12	Powell River-Sunshine Coast
Sweetsbridge	Shuswap
Sweetwater	Peace River South
Swift	West Vancouver-Sea to Sky
Swiftwater	Prince George-Valemount
Swindle Island	North Coast
Switsemalph IR 3	Shuswap
Switsemalph IR 6	Shuswap
Switsemalph IR 7	Shuswap

Location	Electoral District
T	
Ta Ta Creek	Columbia River-Revelstoke
Tabor	Prince George-Valemount
Tache IR 1	Nechako Lakes
Tacheeda	Prince George-Mackenzie
Tachie	Nechako Lakes
Tadanac	Kootenay West
Taft	Shuswap
Taghum	Nelson-Creston
Tahltan	Stikine
Tahsis	North Island
Tahsis Health Centre	North Island
Takla Lake Marine Park	Nechako Lakes
Takla Landing	Nechako Lakes
Taku	Stikine
Takysie Lake	Nechako Lakes
Tallheo	North Coast
Tamarack	Peace River North
Tamarisk	West Vancouver-Sea to Sky
Tanakut IR 4	Cariboo-Chilcotin
Tantalus Acres	West Vancouver-Sea to Sky
Tanu	North Coast
Tappen	Shuswap
Tarrys	Kootenay West
Tasu	North Coast
Tatalrose	Nechako Lakes
Tatla East IR 2	Nechako Lakes
Tatla Lake	Cariboo-Chilcotin
Tatlayoko Lake	Cariboo-Chilcotin
Tatlow	Stikine
Tatogga	Stikine
Tatton	Cariboo-Chilcotin
Taverna	Prince George-Valemount
Taylor	Peace River North
Tchahchelaithtenuum Sechelt Band 10	Powell River-Sunshine Coast
Tchesinkut Lake	Nechako Lakes

Location	Electoral District
Teakerne Arm	Powell River-Sunshine Coast
Teko	Peace River South
Telachick	Prince George-Mackenzie
Telegraph Cove	North Island
Telegraph Cove Marina	North Island
Telegraph Creek	Stikine
Telegraph Creek IR 6	Stikine
Telegraph Creek IR 6A	Stikine
Telegraph Harbour Marina, Thetis Island	Nanaimo-North Cowichan
Telkwa	Stikine
Ten Mile Lake	Cariboo North
Terrace	Skeena
Terrace Campus - Northwest Community College	Skeena
Tete Jaune	Prince George-Valemount
Tete Jaune Cache	Prince George-Valemount
Texada Island	Powell River-Sunshine Coast
Theik IR 2	Cowichan Valley
Theodosia Arm	Powell River-Sunshine Coast
Thetis Island	Nanaimo-North Cowichan
Thetis Island Marina	Nanaimo-North Cowichan
Thomas Point IR 5A	North Island
Thomas Squinas Ranch IR 2A	Cariboo-Chilcotin
Thompson	Fraser-Nicola
Thompson River Estates	Fraser-Nicola
Thompson Rivers University - 100 Mile House Centre	Cariboo-Chilcotin
Thompson Rivers University - Ashcroft / Cache Creek Centre	Fraser-Nicola
Thompson Rivers University - Barriere Centre	Kamloops-North Thompson
Thompson Rivers University - Clearwater Centre	Kamloops-North Thompson

Location	Electoral District
Thompson Rivers University - Kamloops Campus	Kamloops-South Thompson
Thompson Rivers University - Lillooet Centre	Fraser-Nicola
Thompson Rivers University - Williams Lake Campus	Cariboo-Chilcotin
Thompson Sound	North Island
Thormanby Island	Powell River-Sunshine Coast
Thornbrough Bay Public Dock	Powell River-Sunshine Coast
Thornhill	Skeena
Three Forks	Kootenay West
Three Valley	Shuswap
Thrums	Kootenay West
Thunder River	Kamloops-North Thompson
Thunderbird	Skeena
Thunderbird Marina, West Vancouver	West Vancouver-Sea to Sky
Thurlow	North Island
Thurston Bay Marine Park	North Island
Thurston Harbour	North Coast
Thwaytes	North Vancouver-Seymour
Tibbets	Nechako Lakes
Tiilis Landing	Shuswap
Tilbury Island	Delta South
Tillicum	Victoria-Swan Lake
Tin Wis IR 11	Alberni-Pacific Rim
Tintagel	Nechako Lakes
Tipella	Chilliwack-Hope
Tipella IR 7	Chilliwack-Hope
Tisdall	West Vancouver-Sea to Sky
Tlell	North Coast
Toad River	Peace River North
Tobacco Plains IR 2	Kootenay East
Toby Creek	Columbia River-Revelstoke

Statement of Votes
39th Provincial General Election
May 12, 2009

Location	Electoral District
Tochty	Kootenay East
Tofino	Alberni-Pacific Rim
Tofino General Hospital	Alberni-Pacific Rim
Tomslake	Peace River South
Toosey IR 1	Cariboo-Chilcotin
Topley	Nechako Lakes
Topley Landing	Nechako Lakes
Tork IR 7	North Island
Torrent	Columbia River-Revelstoke
Towdystan	Cariboo-Chilcotin
Towdystan Lake IR 3	Cariboo-Chilcotin
Tower Lake	Peace River South
Towinock IR 2	Fraser-Nicola
Townsend	Delta North
Townsite Marina, Nanaimo	Nanaimo
Tracard	Peace River South
Trader Island	Saanich North and the Islands
Traders Cove	Westside-Kelowna
Trafalgar	Chilliwack-Hope
Trail	Kootenay West
Trail Campus - Selkirk College	Kootenay West
Tranquille	Kamloops-North Thompson
Tremblay	Peace River South
Trembleur	Nechako Lakes
Trepanier	Penticton
Trevor Channel	Alberni-Pacific Rim
Trinity Valley	Vernon-Monashee
Trinity Western University	Fort Langley-Aldergrove
Troup	Nelson-Creston
Trout Creek	Penticton
Trout Lake	Kootenay West
Trutch	Peace River North
Tsa Xana IR 18	North Island
Tsahaheh IR 1	Alberni-Pacific Rim
Tsaukan IR 12	Fraser-Nicola
Tsawcome Sechelt Band 1	Powell River-Sunshine Coast

Location	Electoral District
Tsawwassen	Delta South
Tsawwassen Beach	Delta South
Tsawwassen IR	Delta South
Tsay Keh Dene	Peace River North
Tseatah IR 2	Chilliwack-Hope
Tsimpsean 2 North Part	North Coast
Tsinstikeptum IR 9	Westside-Kelowna
Tsinstikeptum IR 10	Westside-Kelowna
Tsooahdie Sechelt Band 15	Powell River-Sunshine Coast
T'Sou-Ke IR 1	Juan de Fuca
T'Sou-Ke IR 2	Juan de Fuca
Tsulquate IR 4	North Island
Tsussie IR 6	Nanaimo-North Cowichan
Tuckkwiowhum (Anderson Creek) IR 1	Chilliwack-Hope
Tuckozap IR 24	Fraser-Nicola
Tulameen	Fraser-Nicola
Tulsequah	Stikine
Tumbler Ridge	Peace River South
Tumbler Ridge Campus - Northern Lights College	Peace River South
Tumbler Ridge Health Care Centre	Peace River South
Tupper	Peace River South
Turtle Valley	Kamloops-South Thompson
Tuta Marina	North Island
Tuwanek	Powell River-Sunshine Coast
12 Mile	Nechako Lakes
Twidwell Bend	Peace River South
Twin Butte	Columbia River-Revelstoke
Twin Creeks	Powell River-Sunshine Coast
Twin Islands	Port Moody-Coquitlam
Twin Islands	North Island
Two Mile	Stikine
Two Mile Hazelton	Stikine
Two Rivers	Peace River North
Tye	Nelson-Creston

Location	Electoral District
Tyee	North Coast
Tynehead	Surrey-Tynehead
Tzart-Lam IR 5	Cowichan Valley
Tzeachten IR 13	Chilliwack-Hope
Tzouhalem	Cowichan Valley
Tzuhalem	Cowichan Valley

U

Ucluelet Centre - North Island College	Alberni-Pacific Rim
Ucluelet	Alberni-Pacific Rim
Ulkatcho	Cariboo North
Ulkatcho IR 14A	Cariboo-Chilcotin
Uncha Lake IR 13A	Nechako Lakes
Union Bay	Comox Valley
Union Bay IR 4	Saanich North and the Islands
Union Island	North Island
Union Passage Marine Park	North Coast
University Hill	Vancouver-Point Grey
University of British Columbia - Okanagan Campus	Kelowna-Lake Country
University of British Columbia - Vancouver Campus	Vancouver-Point Grey
University of Northern BC - Northwest Campus	Skeena
University of Northern BC - Peace River-Liard Campus	Peace River North
University of Northern BC - Prince George Campus	Prince George-Mackenzie
University of Northern BC - Prince Rupert Campus	North Coast
University of Northern BC - South Central Campus	Cariboo North
University of the Fraser Valley - Abbotsford Campus	Abbotsford South

Location	Electoral District
University of the Fraser Valley - Agassiz Centre	Chilliwack-Hope
University of the Fraser Valley - Chilliwack Campus	Chilliwack
University of the Fraser Valley - Hope Centre	Chilliwack-Hope
University of the Fraser Valley - Mission Campus	Abbotsford-Mission
University Of Victoria	Oak Bay-Gordon Head
Upper Bench	Boundary-Similkameen
Upper China Creek	Kootenay West
Upper Cutbank	Peace River South
Upper Fraser	Prince George-Valemount
Upper Halfway	Peace River North
Upper Hat Creek IR 1	Fraser-Nicola
Upper Lynn	North Vancouver-Seymour
Upper Nepa IR 6	Fraser-Nicola
Upper Sumas IR 6	Abbotsford South
Urling	Prince George-Valemount
Urquhart	Peace River South
Usk	Skeena

V

Valemount	Prince George-Valemount
Valemount Health Centre	Prince George-Valemount
Valemount Learning Centre - College of New Caledonia	Prince George-Valemount
Valhalla	Cariboo-Chilcotin
Valley View	Peace River South
Valleycliffe	West Vancouver-Sea to Sky
Valleyview	Kamloops-South Thompson
Vallican	Kootenay West
Van Anda	Powell River-Sunshine Coast
Van Isle Marina, Sidney	Saanich North and the Islands

Location	Electoral District
Vancouver	Vancouver-Fairview Vancouver-False Creek Vancouver-Fraserview Vancouver-Hastings Vancouver-Kensington Vancouver-Kingsway Vancouver-Langara Vancouver-Monashee
Vancouver Campus - Simon Fraser University	Vancouver-False Creek
Vancouver Campus - University of British Columbia	Vancouver-Point Grey
Vancouver Cancer Centre	Vancouver-Fairview
Vancouver Career College	Surrey-Whalley
Vancouver Community College - Broadway Campus	Vancouver-Mount Pleasant
Vancouver Community College - Downtown Campus	Vancouver-False Creek
Vancouver General Hospital	Vancouver-Fairview
Vancouver Island Regional Correctional Centre	Saanich South
Vancouver Island University - Cowichan Campus	Cowichan Valley
Vancouver Island University - Nanaimo Campus	Nanaimo
Vancouver Island University - Parksville / Qualicum Centre	Parksville-Qualicum
Vancouver Island University - Powell River Campus	Powell River-Sunshine Coast
Vancouver Jail	Vancouver-Mount Pleasant
Vancouver Marina, Richmond	Richmond Centre
Vanderhoof	Nechako Lakes
Vanway	Prince George-Mackenzie
Vaseaux Lake	Boundary-Similkameen

Location	Electoral District
Vaucroft Beach	Powell River-Sunshine Coast
Vavenby	Kamloops-North Thompson
Vedder Crossing	Chilliwack-Hope
Vermilion Crossing	Columbia River- Revelstoke
Vermillion Forks IR 1	Fraser-Nicola
Vernon	Vernon-Monashee
Vernon Canadian Forces Camp	Vernon-Monashee
Vernon Jubilee Hospital	Vernon-Monashee
Vernon-Kalamalka Campus - Okanagan College	Vernon-Monashee
Vesuvius	Saanich North and the Islands
Victoria	Esquimalt-Royal Roads Victoria-Beacon Hill Victoria-Swan Lake
Victoria Campus - Justice Institute of BC	Victoria-Beacon Hill
Victoria Lake	North Island
Victoria-Fraserview	Vancouver-Fraserview
Victorian Community Health Centre of Kaslo	Nelson-Creston
Vidette	Kamloops-North Thompson
View Royal	Esquimalt-Royal Roads
Village Island IR 1	North Island
Vinsulla	Kamloops-North Thompson
Von Zuben	Prince George-Valemount
Vye	Abbotsford South
W	
Wabi	Peace River South
Wabron	Kamloops-North Thompson
Wadhams	North Coast
Waglisla	North Coast
Wagner Ranch	Peace River North
Waiwakum IR 14	West Vancouver-Sea to Sky

Location	Electoral District
Wakely	Columbia River-Revelstoke
Walcott	Stikine
Walhachin	Fraser-Nicola
Walker	Prince George-Valemount
Walkers	Nelson-Creston
Wall Beach	Parksville-Qualicum
Wallace Island Marine Park	Saanich North and the Islands
Walnut Grove	Fort Langley-Aldergrove
Walsh Cove Park	Powell River-Sunshine Coast
Walters Cove Public Dock	North Island
Walters Island	North Island
Waneta	Kootenay West
Waneta Junction	Kootenay West
Wanklyn	Kootenay East
Wardner	Kootenay East
Ware	Peace River North
Warfield	Kootenay West
Warner Bay	North Island
Wasa	Columbia River-Revelstoke
Wasa Lake	Columbia River-Revelstoke
Watson	Nechako Lakes
Watson Island	North Island
Websters Corners	Maple Ridge-Mission
Wedeeene	Skeena
Wedge	West Vancouver-Sea to Sky
Wedgwood	Nechako Lakes
Weewanie	Skeena
Weigh West Marina, Tofino	Alberni-Pacific Rim
Welcome Beach	Powell River-Sunshine Coast
Wellington	Parksville-Qualicum
Wells	Cariboo North
Weneez	Nechako Lakes
West Bay	West Vancouver-Sea to Sky
West Bench	Penticton

Location	Electoral District
West Coast General Hospital	Alberni-Pacific Rim
West Cracroft Island	North Island
West End	Vancouver-West End
West Fernie	Kootenay East
West Heights	Maple Ridge-Mission
West Landing	Nechako Lakes
West Lynn	North Vancouver-Seymour
West Midway	Boundary-Similkameen
West Moberly Lake IR 168A	Peace River South
West Point Grey	Vancouver-Point Grey
West Redonda Island	Powell River-Sunshine Coast
West Sechelt	Powell River-Sunshine Coast
West Thurlow Island	North Island
West Trail	Kootenay West
West Vancouver	North Vancouver-Lonsdale West Vancouver-Capilano West Vancouver-Sea to Sky
Westbank	Westside-Kelowna
Westbay Marine Village, Esquimalt	Esquimalt-Royal Roads
Westbridge	Boundary-Similkameen
Westham Island	Delta South
Westholme	Nanaimo-North Cowichan
Westin Bayshore Marina, Vancouver	Vancouver-West End
Westley	Kootenay West
Westmount	West Vancouver-Sea to Sky
Westply	Cariboo North
Westport Marina, Sidney	Saanich North and the Islands
Westridge	Burnaby-Lougheed
Westside	Westside-Kelowna
Westsyde	Kamloops-North Thompson
Westview	Powell River-Sunshine Coast

Statement of Votes
39th Provincial General Election
May 12, 2009

Location	Electoral District
Westview Marina, Tahsis	North Island
Westwold	Kamloops-South Thompson
Whaleboat Island Marine Park	Nanaimo-North Cowichan
Whaletown	North Island
Whaletown Marina, Cortes Island	North Island
Whisky Creek	Alberni-Pacific Rim
Whispering Pines IR 4	Kamloops-North Thompson
Whistler	West Vancouver-Sea to Sky
Whistler Creek	West Vancouver-Sea to Sky
Whistler Diagnostic & Treatment Centre	West Vancouver-Sea to Sky
White Lake	Shuswap
White Rock	Surrey-White Rock
Whitecroft	Kamloops-North Thompson
Whonnock	Maple Ridge-Mission
Whyac	Alberni-Pacific Rim
Whytecliff	West Vancouver-Sea to Sky
Wigwam Inn	North Vancouver-Seymour
Wildwood	Powell River-Sunshine Coast
Wiley	Nechako Lakes
Williams Beach	Comox Valley
Williams Lake	Cariboo North Cariboo-Chilcotin
Williams Lake Campus - Thompson Rivers University	Cariboo-Chilcotin
Williams Lake IR 1	Cariboo-Chilcotin
Williams Landing	Maple Ridge-Pitt Meadows
Williams Prairie Meadow IR	Nechako Lakes
Williamsons Landing	Powell River-Sunshine Coast
Willingdon Heights	Burnaby North

Location	Electoral District
Willow Flats	Peace River South
Willow Point	Nelson-Creston
Willow River	Prince George-Valemount
Willow Valley	Peace River South
Willowbrook	Boundary-Similkameen
Willowbrook	Peace River South
Willowvale	Nechako Lakes
Wilmer	Columbia River- Revelstoke
Wilson Creek	Powell River-Sunshine Coast
Wilson Landing	Westside-Kelowna
Windermere	Columbia River- Revelstoke
Windsor Park	North Vancouver-Seymour
Windy	Peace River South
Windy Mouth IR 7	Cariboo-Chilcotin
Winfield	Kelowna-Lake Country
Wingdam	Cariboo North
Winlaw	Kootenay West
Winter Harbour	North Island
Wise Island	Saanich North and the Islands
Wistaria	Nechako Lakes
Wolf	Cariboo North
Wolfenden	Kamloops-North Thompson
Wolverine	Prince George-Valemount
Wonowon	Peace River North
Woodcock	Stikine
Woodfibre	West Vancouver-Sea to Sky
Woodhaven	Port Moody-Coquitlam
Woodlands	Port Moody-Coquitlam
Woodmere	Stikine
Woodpecker	Prince George-Valemount
Woods Landing	Shuswap
Woodsdale	Kelowna-Lake Country
Worth	Peace River South
Woss	North Island
Woyenne IR 27	Nechako Lakes

Location	Electoral District
Wright	Cariboo-Chilcotin
Wrinch Memorial Hospital	Stikine
Wycliffe	Kootenay East
Wyman	Delta South
Wynndel	Nelson-Creston

Y

Yaculta	North Island
Yahk	Nelson-Creston
Yaku	North Coast
Yakwekwioose IR 12	Chilliwack
Yale	Chilliwack-Hope
Yale Town IR 1	Chilliwack-Hope
Yankee Flats	Shuswap
Yarksis	Alberni-Pacific Rim
Yarrow	Chilliwack
Yawaucht IR 11	Fraser-Nicola
Yekooche	Nechako Lakes
Ye-Koo-Che IR 3	Nechako Lakes
Yekwaupsum IR 18	West Vancouver-Sea to Sky
Yellow Point	Nanaimo-North Cowichan
Yellowhead	Prince George-Valemount
Yennadon	Maple Ridge-Pitt Meadows
Ymir	Nelson-Creston
Yoho	Columbia River-Revelstoke
Youbou	Cowichan Valley
Yreka	North Island
Yuquot	North Island
Yuquot IR 1	North Island

Z

Zacht IR 5	Fraser-Nicola
Zamora	Boundary-Similkameen
Zeballos	North Island
Zeke	Peace River North
Zimagord IR 3	Skeena
Zincton	Kootenay West
Zoht IR 4	Fraser-Nicola

Mailing Address:

PO Box 9275 Stn Prov Govt
Victoria BC V8W 9J6

Phone: 250-387-5305

Toll-free: 1-800-661-8683 / TTY 1-888-456-5448

Fax: 250-387-3578

Toll-free Fax: 1-866-466-0665

Email: electionsbc@elections.bc.ca

Website: www.elections.bc.ca

