



ELECTIONS BC

A non-partisan Office of the Legislature

Report of the Chief Electoral Officer
on the 39th Provincial General Election
and Referendum on Electoral Reform

May 12, 2009

Report of the Chief Electoral Officer
on the
39th Provincial General Election
and
Referendum on Electoral Reform
May 12, 2009

Library and Archives Canada Cataloguing in Publication Data

British Columbia. Chief Electoral Officer

Report of the Chief Electoral Officer on the 39th provincial general election and referendum on electoral reform, May 12, 2009.

ISBN 978-0-7726-6265-1

1. British Columbia. Legislative Assembly--Elections, 2009. 2. Single transferable voting--British Columbia. 3. Voting--British Columbia. 4. Elections--British Columbia. 5. Referendum--British Columbia. 6. British Columbia. Legislative Assembly--Elections, 2009--Statistics. I. Elections BC II. Title.

JL438 B77 2010

324.9711'05

C2010-901744-7



ELECTIONS BC
Province of British Columbia

Mailing Address:
PO Box 9275 Stn Prov Govt
Victoria BC V8W 9J6

Phone: 250-387-5305
Toll-free: 1-800-661-8683/ TTY 1-888-456-5448
Fax: 250-387-3578
Toll-free Fax: 1-866-466-0665

Email: electionsbc@elections.bc.ca
Website: www.elections.bc.ca

March 31, 2010

The Honourable Bill Barisoff
Speaker of the Legislative Assembly
Province of British Columbia
Parliament Buildings
Victoria, British Columbia
V8V 1X4

Honourable Speaker:

I have the pleasure to submit the Report of the Chief Electoral Officer regarding the 39th Provincial General Election and Referendum on Electoral Reform held on May 12, 2009.

This report to the Legislative Assembly is submitted in accordance with section 13(1)(b) of the *Election Act*.

Sincerely,

A handwritten signature in black ink, appearing to read 'Harry Neufeld', written over a horizontal line.

Harry Neufeld
Chief Electoral Officer
British Columbia

Table of contents

Table of contents	i
List of figures and tables	iii
Overview	
Introduction	1
2009 statistics at a glance	2
Calendar of events	4
Event preparations	5
Planning framework	6
District Electoral Officer recruitment model	7
Legislative change	8
Summary of event preparations by fiscal year	9
Public information and communications	11
Advertising	11
Media relations	12
Liaison officers	12
Website and social networking	12
1-800 call centre	14
Information pamphlet	15
Referendum information	15
Where to Vote card	16
2009 General Election	17
Introduction	17
Election officials and office staff	17
District electoral offices	19
Nomination of candidates	20
Voting	24
Counting	27
Summary of results by political affiliation	29
2009 Referendum on Electoral Reform	30
Introduction	30
Legislative framework	30
Opponent and proponent groups	32
Referendum Information Office	32
Voting	32
Counting	33
Voter turnout	38
Conclusion	40
List of vendors, partners and service providers	41

Elections BC expenses	
2009 General Election expenses	45
2009 Referendum on Electoral Reform expenses	49
Campaign financing	53
Introduction	53
Election expenses limits	54
Third party advertising limits	54
Registered political parties	55
Registered constituency associations	56
Candidates	57
Election advertising sponsors	58
Registered referendum advertising sponsors	63
Referendum opponent and proponent groups	64
Financing report summaries	
Registered political parties	65
Registered constituency associations	70
Candidates	85
Registered election advertising sponsors	170
Referendum opponent and proponent groups	191
Registered referendum advertising sponsors	192
Appendices	
Appendix A: Orders of the Chief Electoral Officer	195
Appendix B: Summary of participation	206

List of figures and tables

Figure 1: Elections BC planning framework	6
Figure 2: Elections BC website, May 12, 2009	13
Figure 3: Unaddressed pamphlet	15
Figure 4: Where to Vote card	16
Figure 5: Candidates nominated for election and political parties that endorsed candidates, 1983-2009.	22
Figure 6: Ordinary nominations filed per day, 39 th Provincial General Election	23
Figure 7: Advance votes, 1996-2009	25
Figure 8: 2009 Referendum ballot	31
Figure 9: Voter participation, 1983-2009	38
Table 1: 2009 statistics at a glance	2
Table 2: Calendar of events	4
Table 3: Candidates for election by affiliation at the close of the nomination period (ordered by ballot name)	21
Table 4: Candidate nominations by process, 2001-2009	22
Table 5: Valid votes by voting opportunity, 39 th Provincial General Election	24
Table 6: Results after the initial count and after the final count, Cariboo-Chilcotin and Delta South	27
Table 7: Summary of results by affiliation, 39 th Provincial General Election	29
Table 8: Valid votes by voting opportunity, 2009 Referendum on Electoral Reform	33
Table 9: 2009 Referendum results	34
Table 10: 2009 Referendum results by electoral district	35
Table 11: Voter participation by age group, 39 th Provincial General Election	39

Report of the Chief Electoral Officer
39th Provincial General Election
Referendum on Electoral Reform

Section 1

Overview

Overview

Introduction

On May 12, 2009, British Columbians voted in the 39th Provincial General Election and in the 2009 Referendum on Electoral Reform. The Referendum on Electoral Reform was conducted in conjunction with the general election and voters received two ballots when they voted – one to elect a Member of the Legislative Assembly (MLA) and one to express a preference in the referendum.

The general election resulted in the election of 85 MLAs: 49 BC Liberal, 35 BC NDP and one independent. In the referendum, voters selected the existing first-past-the-post (FPTP) electoral system over the single transferable vote (BC-STV) electoral system as their preferred method for electing MLAs. Turnout was measured at 50.99% of eligible voters, an historic provincial low. Elections BC spent \$37,382,136 to administer the two events, or \$12.48 per registered voter.

Prior to the general election and referendum, Elections BC implemented a redistribution of the province's electoral boundaries and conducted a full mail-based enumeration of voters. For more information about the conduct of those events, see the *Report of the Chief Electoral Officer on the 2008 Electoral Boundary Redistribution* and the *Report of the Chief Electoral Officer on the 2009 Enumeration*.

2009 statistics at a glance

The following table contains statistics relevant to the 39th Provincial General Election and the 2009 Referendum on Electoral Reform. Although voters were required to accept both an election ballot and a referendum ballot, some voters did not return both ballots. Therefore, participation rates differ slightly between the election and the referendum.

Table 1: 2009 statistics at a glance

Officials and voting places	
Electoral districts	85
District Electoral Officers	85
Deputy District Electoral Officers	91
Election officials	36,932
Voting areas	10,184
Advance voting places	226
General voting places	1,494
Voter registration and turnout	
Registered voters on Writ Day (preliminary list)	2,946,268
Registered voters at close of general registration (revised list)	2,948,175
Net increase to voters list in conjunction with voting	47,290
Total registered voters at close of general voting	2,995,465
Total registered voters who voted in the general election	1,651,567
Total registered voters who voted in the referendum	1,651,139
Percent of registered voters who voted in the general election	55.14%
Percent of registered voters who voted in the referendum	55.12%
Total estimated eligible voters	3,238,737
Percent of estimated eligible voters registered	92.49%
Turnout in the general election by eligible voters	50.99%
Turnout in the referendum by eligible voters	50.98%
Candidates, political parties and advertising sponsors	
Registered political parties	32
Registered political parties that endorsed candidate(s)	15
Standing nominations filed	159
Ordinary nominations filed	187
Candidates (346 nominations – one candidate subsequently withdrew)	345
Registered election advertising sponsors	301
Registered referendum advertising sponsors	12
Registered political party expenses limit (60 day pre-campaign period)	\$1,100,000
Registered political party expenses limit (campaign period)	\$4,400,000
Candidate expenses limit (60 day pre-campaign period)	\$70,000
Candidate expenses limit (campaign period)	\$70,000
Election advertising sponsor spending limit (in relation to a single electoral district)	\$3,000
Election advertising sponsor spending limit (overall)	\$150,000

Results

Total valid votes in the general election	1,640,542
Rejected ballots in the general election	11,025
BC Liberal Party candidates elected	49
BC NDP candidates elected	35
Independent candidates elected	1
Total valid votes in the referendum	1,594,770
Rejected ballots in the referendum	56,369
Percent of valid votes cast that voted for BC-STV in the referendum	39.09%
Number of electoral districts that voted for BC-STV by more than 50% in the referendum	8

Calendar of events

Under the *Election Act*, a general election is called when the writs of election are issued. General Voting Day for the election is the 28th day after the date on which the election is called. For administrative purposes Elections BC identifies each day during an election period by the number of days that have elapsed since the election was called. General Voting Day, or Day 28, for the 39th Provincial General Election and the 2009 Referendum on Electoral Reform was May 12, 2009.

The 2009 Referendum on Electoral Reform was administered in conjunction with the 39th Provincial General Election with a very similar calendar of events. For referendum financing purposes, the Electoral Reform Referendum 2009 Act Regulation established that the referendum campaign period began on February 1, 2009 and ended at the close of general voting on May 12, 2009.

Table 2: Calendar of events

Day	Milestone	Date
Day -72	Referendum campaign period begins	Sunday, February 1, 2009
Day -60	Pre-campaign period for expenses limit for candidates and political parties begins Third-party advertising sponsors must now be registered to conduct election advertising	Friday, February 13, 2009
Day -1	End of standing nomination period	Monday, April 13, 2009*
Day 0	Writ Day Start of ordinary nomination period Preliminary voters list produced Shared election and referendum calendar begins	Tuesday, April 14, 2009
Day 7	Close of general voter registration	Tuesday, April 21, 2009
Day 10	Close of ordinary nomination period	Friday, April 24, 2009
Day 14	Revised voters list produced	Tuesday, April 28, 2009
Day 22	Advance voting begins	Wednesday, May 6, 2009
Day 25	Advance voting ends	Saturday, May 9, 2009
Day 28	General Voting Day Initial count conducted at close of voting	Tuesday, May 12, 2009
Day 31	End of period to request a District Electoral Officer recount	Friday, May 15, 2009
Day 41	Final count begins	Monday, May 25, 2009
Day 44	Start of period to request judicial recount	Thursday, May 28, 2009
Day 49	End of period to request judicial recount	Tuesday, June 2, 2009
Day 50	Return Day	Wednesday, June 3, 2009
Day 118	Election and referendum financing report filing deadline	Monday, August 10, 2009

* As the end of the standing nomination period was on a holiday, the period was extended to the end of the next business day, Tuesday, April 14, 2009, in accordance with section 2 of the *Election Act*.

Event preparations

Preparations for the 39th Provincial General Election, in the form of preliminary budgeting, planning and research, began immediately following the 2005 General Election. Elections BC sought to improve on efficiencies realized during the previous general election, the first in provincial history held on a fixed election date. Lessons learned were identified, existing practices were improved and potential new practices were identified.

Elections BC's preparations were also guided by the September 2005 Speech from the Throne. The Throne Speech announced three electoral events to be conducted prior to the next scheduled general election: a full enumeration of voters, the scheduled redistribution of electoral district boundaries and a referendum on electoral reform. The referendum was to be conducted in tandem with the November 15, 2008 local government elections.

Initial planning revealed significant issues related to conducting a provincial referendum in tandem with local government elections, and tremendous challenges associated with the potential implementation of a new electoral system in less than six months. Elections BC advised government of its concerns and in April 2006, government rescheduled the referendum to occur in conjunction with the 39th Provincial General Election. The change enabled Elections BC to plan the referendum as a 'thin layer' of additional procedures to the general election. When employed for the 2005 General Election and Referendum, this model had enabled several administrative innovations, including an integrated approach to District Electoral Officer and election official training, harmonized event communications and efficiencies in the shared use of technology and materials. More importantly, it had improved convenience and minimized potential confusion for voters. By repeating this model, Elections BC expected to achieve similar results in 2009.

The integrated approach to event planning was also applied to the redistribution of electoral boundaries and the enumeration. For accounts of both events, see the *Report of the Chief Electoral Officer on the 2008 Electoral Boundary Redistribution* and the *Report of the Chief Electoral Officer on the 2009 Enumeration*.

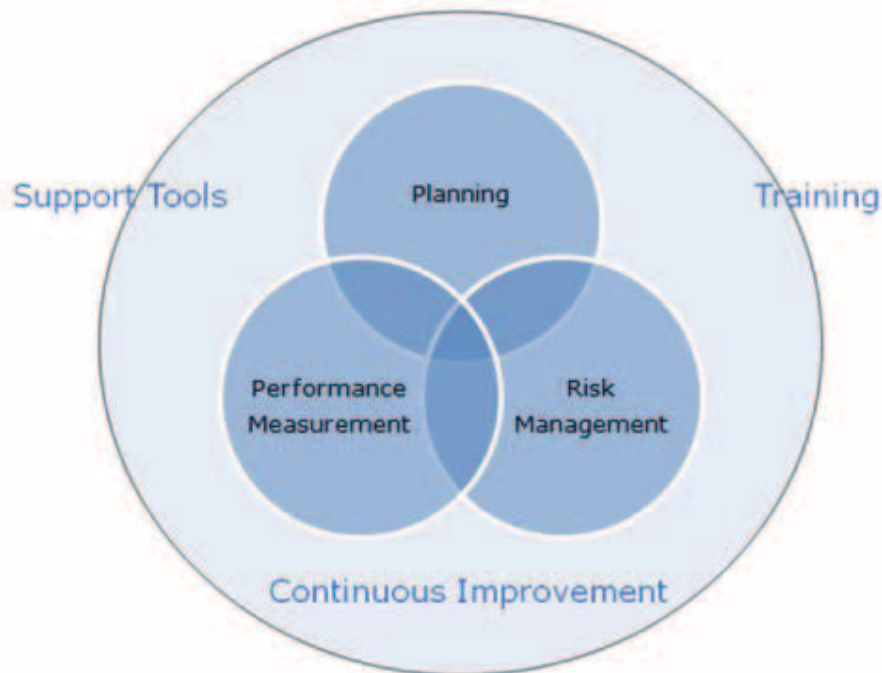
Over the four year period between the 2005 and 2009 events, preparations for all four events – the general election, referendum, redistribution of electoral boundaries and enumeration – were affected by three developments: the expansion and refinement of the Elections BC planning framework, the need for a new model for recruiting District Electoral Officers and significant amendments to the *Election Act*.

Planning framework

Developed and implemented by Elections BC between 2002 and 2005, a comprehensive planning framework was critical to the successful delivery of the 2005 General Election and Referendum on Electoral Reform. Facilitated by the fixed-date election schedule, the planning framework allowed Elections BC to deliver the 2005 events with a reduced complement of permanent staff and at a cost per voter only one cent, or 0.12%, higher than the 2001 General Election (the lowest cost increase between general elections since 1969).

In 2006, Elections BC expanded the planning framework by adding performance measurement and risk management elements. In its current form, the three elements of the planning framework – planning, performance measurement and risk management – are tightly integrated and operate on an annual cycle supported by quarterly progress reviews. The framework is subject to ongoing evaluation and enhancement. Support tools and training are provided to staff in order to maximize its value.

Figure 1: Elections BC planning framework



This expanded planning framework was central to the successful delivery of the 39th Provincial General Election and 2009 Referendum on Electoral Reform. It shaped Elections BC's event preparations, supporting the creation of comprehensive and highly detailed event plans. The framework reduced uncertainty, increased understanding, improved efficiency and ensured shared awareness of event objectives among staff.

District Electoral Officer recruitment model

A District Electoral Officer (DEO) is appointed by the Chief Electoral Officer to conduct electoral events in their assigned electoral district. Assisted by one or more Deputy District Electoral Officers (DDEOs), DEOs are responsible for hiring and training election officials, overseeing voting and ballot counting and reporting results. By ensuring fair and impartial election administration in their electoral district, DEOs play a key role in the provincial electoral process.

Prior to the 39th General Election and 2009 Referendum on Electoral Reform, DEOs and their deputies (DDEOs) were hired as contractors. In April 2007, the Canada Revenue Agency was asked to rule on a matter related to a former DDEO. In its decision, the Agency ruled that under federal regulations, DEOs and DDEOs were in fact employees rather than contractors. Together with lessons learned from the 2005 events and best practices gleaned from other jurisdictions, the ruling prompted Elections BC to review its procedures for remunerating DEOs and DDEOs. The review culminated in a new compensation model, implemented in October 2007.

As a result of lessons learned in the 2005 General Election and the new compensation model, Elections BC also developed terms and conditions of employment and revised forms and guides related to DEO and DDEO recruitment and appointment. Elections BC hired a temporary Recruitment Coordinator, developed an online application form and prepared an advertising strategy to attract qualified candidates. With support from Elections Manitoba, Elections Quebec and Elections Ontario, Elections BC also designed a computer-based skills and knowledge assessment tool to help ensure the best qualified candidates were hired.

The recruitment process occurred in three phases. The first phase, launched on October 1, 2007, filled as many positions as possible with former DEOs and DDEOs who had exemplary performance records and who were successfully screened by the assessment tool. The second phase, conducted between January 1, 2008 and March 30, 2008, focussed on recruiting new applicants and included a targeted recruitment campaign for electoral districts where there were fewer applications than expected. A third phase was necessary to fill positions that remained vacant. Vacancies resulting from attrition were filled as they arose, with the last appointment being made on April 28, 2009.

Legislative change

On May 29, 2008, the Legislative Assembly passed the *Election Amendment Act, 2008*, resulting in more than 90 amendments to the *Election Act*. While many of the amendments had been requested by the Chief Electoral Officer following the 2005 election to address issues of fairness, efficiency and effectiveness of electoral administration, several reflected major new public policy initiatives.

Among the major changes were:

- new identification requirements for voting and for registration in conjunction with voting
- standardized election expenses limits for registered political parties and candidates
- establishment of election expenses limits for a 60 day pre-campaign period
- extended advance voting hours
- modifications to the candidate nomination process
- a new definition of election advertising
- new third party advertising spending limits
- new provisions for accepting voter registrations by phone

The *Election Amendment Act, 2008* required Elections BC to reassess its model for administering provincial electoral events less than a year prior to the 39th Provincial General Election and 2009 Referendum on Electoral Reform. The Act necessitated a return to the planning stage, a major challenge given the tight timeline and the fact that Elections BC had already begun implementing its event plans. To incorporate the amendments, Elections BC revised more than 500 forms and guides, amended internal processes and documentation, updated the training model for DEOs, DDEOs and election officials, and adjusted its communications plan to disseminate information about the amendments to its clients.

For Elections BC, the *Election Amendment Act, 2008* was a defining aspect of the period preceding the 39th Provincial General Election and 2009 Referendum on Electoral Reform. It represented a fundamental change to the business of conducting provincial electoral events and required a concerted and intensive effort by all staff to ensure its implementation in time for the general election and referendum. The planning framework was crucial to the success of these efforts, offering a stable context in which to make the extensive changes within a highly aggressive timeframe.

Summary of event preparations by fiscal year

Following is a list of the major event preparations undertaken by Elections BC between 2006 and 2009, organized by fiscal year. Influenced by improvements to the planning framework, modifications to the DEO and DDEO recruitment and compensation model and the *Election Amendment Act, 2008*, these activities contributed to the successful delivery of the 39th Provincial General Election and 2009 Referendum on Electoral Reform.

2006-2007

- Developed strategies for recruiting and compensating DEOs and DDEOs and election officials.
- Initiated review and update of electoral finance guides and forms.
- Updated DEO manual.

2007-2008

- Updated information technology infrastructure to support election official payroll management and recruitment.
- Acquired additional office space to accommodate temporary election staff.
- Prepared to distribute supplies to 90 district electoral offices across the province.
- Developed a risk register and risk management program.
- Finalized general election and referendum event plans.
- Developed DEO and DDEO training materials.
- Enhanced the Online Voter Registration (OVR) web application by improving accessibility for sight-impaired users.
- Determined that it was not cost-effective to perform a major upgrade of the Electoral Information System (EIS) processing function; performed incremental changes instead.
- In preparation for possible changes to the provincial electoral system, studied STV implementation in Scotland, observed the 'bank teller' approach to voting in New Brunswick municipal elections and investigated Ontario's new computerized Electoral Management System.

2008-2009

- Redeveloped the Election Night Reporting system in response to shortcomings noted during the 2008 by-elections.
- Revised documents, guides, and business processes to reflect *Election Act* amendments.
- Provided technical input on drafting some provisions of the *Electoral Reform Referendum 2009 Act* and Regulations.
- Developed guides and forms for referendum proponent and opponent groups and referendum advertising sponsors.
- Trained DEOs, DDEOs, district electoral office managers and election official trainers.
- Funded opponent and proponent groups in accordance with the *Electoral Reform Referendum 2009 Act* and its Regulation.
- Conducted financial agent training sessions in Kelowna, Vancouver and Victoria.
- Hired liaison officers to provide voter registration and voting information to youth and Aboriginal communities and identify barriers to their participation.
- Acquired and distributed 87 tonnes of election supplies to 90 district electoral offices across B.C.
- Contracted with vendors to provide services and equipment in support of the general election and referendum, including computer equipment for Elections BC headquarters and DEO offices, networks, printers, multi-function devices and event period uplifts to support levels.
- Developed an application to process certification envelopes in preparation for final count.
- Produced new geography products, including electoral district and voting area maps, to support election and referendum administration under new electoral boundaries.
- Established contract with Service BC for a call centre; provided training and information for operators.

Public information and communications

Elections BC developed a proactive, comprehensive communications strategy to engage voters through a variety of media about the 39th Provincial General Election and 2009 Referendum on Electoral Reform. The strategy reflected the integrated approach to event administration, and was designed to communicate relevant information about the electoral process in a timely and accessible manner. Where feasible, communications materials were designed to provide information about multiple events and Elections BC's messaging changed seamlessly as the events progressed.

The strategy included a variety of activities, including advertising in newspapers, movie theatres and on television and radio, developing event-specific web pages, establishing a presence on social networking websites, mailing informational pamphlets, hiring liaison officers to focus on Aboriginal voters and youth, distributing news releases and media advisories, and operating a 1-800 call centre.

Advertising

In accordance with the *Election Act*, Elections BC placed two electoral district-specific advertisements in newspapers across the province. Notices directing voters to the advertisements were included in radio and television advertising and on the Internet.

The first advertisement included information about the nomination process and the dates and voting hours for general voting and advance voting, while the second provided information about voting place locations, lists of candidates and the new voter identification requirements. A third advertisement ran immediately before General Voting Day, reminding voters of voting dates and hours and advising them to look for their Where to Vote card in the mail.

Between April 15, 2009 and May 11, 2009, Elections BC played a motivational advertisement in movie theatres and on television. The advertisement, entitled "Five Days of Voting," reminded voters of the availability and convenience of advance and general voting. Cable TV listings channels carried advertising promoting advance voting, and radio was also used to ensure that as many voters as possible were reached during the campaign period.

Elections BC also entered into a contract with VoicePrint, a service that provides audio services for sight-impaired individuals, to ensure that Elections BC's communications materials were accessible to all voters.

A "Know the rules" advertisement was run in January 2009 to inform individuals and organizations that intended to sponsor advertising related to the election or referendum of the new rules established or updated by the *Election Amendment Act, 2008* and *Electoral Reform Referendum 2009 Act* and its Regulation.

Media relations

During the planning phase of the general election and referendum, Elections BC consulted with editorial boards and media outlets to understand their needs in providing information to the public and in receiving voting results information. During the campaign period, Elections BC placed an emphasis on collaborating with media outlets to generate 'earned' media opportunities and ensure the publication of accurate information. In addition to publishing eight news releases and four media advisories, Elections BC provided journalists with story ideas, backgrounders and articles for publication. DEOs, their deputies and headquarters staff participated in numerous media interviews. Earned media proved to be a cost-effective means of distributing information about the general election and referendum.

Liaison officers

In February 2009, Elections BC hired liaison officers to focus on the needs of Aboriginal communities and young voters. Their role was to raise awareness of the electoral process and promote voter registration in their targeted communities. Between February and May, 2009, both liaison officers conducted extensive outreach across the province.

The liaison officer assigned to work with Aboriginal voters worked to foster a close relationship with Aboriginal communities, attending six conferences, visiting 26 Aboriginal band offices and distributing brochures, posters and other material. Similarly, the liaison officer assigned to focus on young voters promoted voter participation at events in Kamloops, Nanaimo, Vancouver and Victoria, supported the distribution of flyers at student residences across the province and conducted media interviews. Partnerships with university student societies and non-partisan organizations helped to spread awareness among young voters of their voting rights and opportunities.

Website and social networking

Elections BC designed separate web pages on the agency's popular website for the general election and referendum. Each web page was updated over the course of the events to reflect relevant information, such as candidate nominations, voter identification requirements, platform statements from registered political parties that endorsed candidates, links to the referendum opponent and proponent groups and the Referendum Information Office, and voting results.

The Know Your Electoral District website application, which provides electoral district-specific information, was updated to provide lists of candidates, DEO office contact information and voting place addresses for each electoral district, and became a focal point of information for voters. An online request form allowed voters to directly request a mail-in voting package. For the referendum, Elections BC developed a website application comparing the electoral district boundaries for the current first-past-the-post (FPTP) electoral system to the proposed electoral district boundaries for the BC single transferable vote (BC-STV) electoral system. The maps were layered over digital satellite imagery of the province to provide voters with a comprehensive comparative view. Elections BC also consulted with the media in development of a website application that supported the timely and accurate reporting of results following the close of general voting on General Voting Day.

Figure 2: Elections BC website, May 12, 2009



Elections BC's website continued to be a primary resource for voters, the media and other clients seeking provincial electoral information. The website received 283,885 visitors during the campaign period (an average of 9,789 per day), with 47,582 visits on General Voting Day.

Elections BC also sought to expand its online presence by establishing profiles on the social networking websites Facebook, LinkedIn and Twitter. Through its profiles, Elections BC provided regular announcements about the general election and referendum and encouraged participation by sponsoring competitions and interactive activities. In broadening the scope of its communications, Elections BC sought to spread awareness of the 39th General Election and 2009 Referendum on Electoral Reform among voters less attuned to traditional media.

1-800 call centre

Elections BC signed a service agreement with Service BC to operate a 1-800 call centre between February 2, 2009 and May 13, 2009. Operators provided information on a wide variety of general election and referendum topics, and processed voter registration applications over the phone. During the 29 day campaign period, the 1-800 call centre answered 48,529 calls.

Until May 5, 2009, operators were available weekdays from 8 a.m. to 8 p.m., and Saturdays from 10 a.m. to 4 p.m. Between May 6, 2009 and May 12, 2009, operators were available every day from 7 a.m. to 9 p.m., except for Sunday, May 10, when they answered calls from 10 a.m. to 4 p.m.

In addition to supporting the general election and referendum, the 1-800 call centre was a key element of the 2009 enumeration. See the *Report of the Chief Electoral Officer on the 2009 Enumeration* for more information about that event.

Information pamphlet

Between April 24, 2009 and April 28, 2009, an unaddressed colour pamphlet was delivered to every household in the province. The pamphlet was designed to provide voters with all the information they required in order to vote. It contained information about registering as a voter in conjunction with voting, the new identification requirements and vouching process, the new electoral districts resulting from the electoral boundary redistribution, and where to find candidate lists and voting place locations. The pamphlet also provided information about the 2009 Referendum on Electoral Reform, including maps of provincial electoral districts under the existing and proposed electoral systems. Written content regarding the referendum subject matter was provided by the Referendum Information Office established by government to inform voters about the referendum.

Figure 3: Unaddressed pamphlet



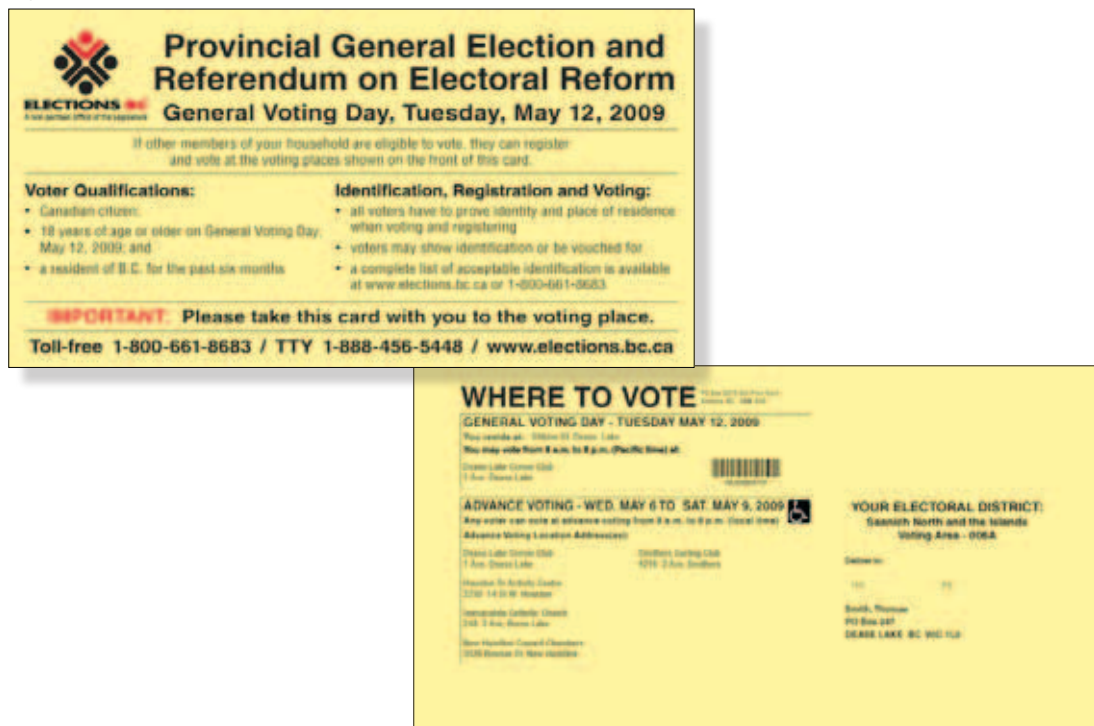
Referendum information

The Electoral Reform Referendum 2009 Act Regulation required the Chief Electoral Officer to make information and maps for the FPTP and BC-STV electoral systems available at every voting opportunity. To fulfill this obligation, Elections BC prepared three provincial electoral district maps. One depicted the 85 FPTP electoral district boundaries, another depicted the BC-STV electoral district boundaries proposed by the Electoral Boundaries Commission and the third depicted both sets of boundaries overlaid against one another. Comparison maps depicting electoral boundaries for the two electoral systems, along with written content provided by the Referendum Information Office comparing the systems were displayed at every voting opportunity.

Where to Vote card

To ensure voters were aware of voting opportunities, a Where to Vote card was mailed to every registered voter on the revised voters list. Delivered prior to the beginning of advance voting, the card indicated the voter's electoral district and voting area of residence, the dates, times and locations for advance voting in the electoral district and the date, time and location of the voter's assigned general voting place.

Figure 4: Where to Vote card



2009 General Election

Introduction

Under the fixed-date election schedule established by section 23 of the B.C. *Constitution Act*, a provincial general election must be held on the second Tuesday in May every four years.

Despite this requirement, the Premier must still formally request the Lieutenant Governor to dissolve the Legislative Assembly. If the request is granted, an Order in Council is signed by the Lieutenant Governor and the Premier directing the Chief Electoral Officer to prepare and issue the writs of election. Each writ is signed by the Chief Electoral Officer and the Lieutenant Governor and issued to the DEO of the appropriate electoral district. A writ of election includes the dates for the nomination of candidates, General Voting Day and when the writ must be returned.

On April 14, 2009, the Lieutenant Governor, the Honourable Stephen L. Point, dissolved the Legislative Assembly at the request of the Premier. An Order in Council was issued directing the Chief Electoral Officer to issue the writs of election for all 85 electoral districts. The writs ordered that the general election be held on Tuesday, May 12, 2009.

Election officials and office staff

Eighty-five DEOs and 91 DDEOs were appointed for the 39th Provincial General Election and 2009 Referendum on Electoral Reform (in five electoral districts, a second DDEO was appointed to operate a satellite office to ensure accessibility in large geographic areas and in one electoral district a second DDEO was appointed to support transition to a new DEO). As has been common practice, each DEO was also appointed as the District Registrar of Voters (DRV) for their electoral district. DRVs are responsible for conducting enumerations and other voter registration activities.

To ensure DEO and DDEO preparedness, Elections BC delivered a series of five training conferences. Held in April 2008, June 2008, November 2008, January 2009 and March 2009, the conferences featured modular training sessions delivered in-person by Elections BC subject matter experts. As the conference schedule progressed, the material covered grew increasingly specific and technical. A variety of educational strategies were employed, including visual presentations, practical exercises and numerous question-and-answer opportunities.

At the final training conference in Victoria in March 2009, Elections BC provided a day of training to each electoral district's office manager and trainer. Office managers perform an administrative support role and supervise office staff in the DEO office. Trainers, a new position developed for the 39th Provincial General Election and 2009 Referendum on Electoral Reform, coordinate and deliver training to election and voter registration officials. By training the office managers and trainers, Elections BC sought to provide them with a better understanding of the overall electoral process and their role within it, and of the critical importance of being non-partisan.

Before and during the election period, Elections BC supported DEOs and DDEOs in several ways. Six election support specialist (ESS) staff were hired at headquarters to provide front-line support to DEOs after they opened their offices. ESS staff were comprehensively trained and able to provide immediate assistance on a wide range of election administration matters. In this capacity, the ESS team served as a filter, relieving senior Elections BC staff of the need to deal with routine matters while alerting them of more critical issues.

The recruitment of district electoral office staff and election officials began in November 2008 in advance of their hiring in April 2009. Office staff perform administrative and clerical duties in district electoral offices. Election officials perform a variety of roles at voting places, and include:

- Voting Officers, who are responsible for voting stations. Voting Officers issue ballots and maintain the ballot box. At the close of voting, Voting Officers count the ballots and are responsible for ballot reconciliation.
- Voting Clerks, who assist Voting Officers. Voting Clerks maintain the voting book for a voting station and, during counting, record the votes on a tally sheet.
- Information Officers, who provide information to voters and are specially trained to assist those with disabilities.
- Supervisory Voting Officers, who supervise the officials at a voting place.
- Voter Registration Officers, who register voters in conjunction with voting, update voters' registration information and issue advance voting certificates.

Elections BC attributes some of its success in recruiting sufficient election officials to the state of the economy at that time. The economic downturn likely increased both the quality and the number of applicants, ensuring most electoral districts had a large pool of individuals from which to select election officials.

As in past events, office staff and election official recruitment was conducted at the electoral district level by each DEO, with assistance from Elections BC headquarters. To support the recruitment process, Elections BC developed an online application form hosted on its website. The applicant information was forwarded to DEOs and DDEOs by email. Beginning in April 2009, Elections BC also conducted recruitment advertising in Service BC offices, newspapers and on the Internet.

Office staff were trained in early April 2009. Training for the majority of election officials began on April 20 and continued until May 10, 2009. It was conducted by DEOs, DDEOs, and trainers in the district electoral offices or, in some rural electoral districts, by phone. As the referendum was administered in conjunction with the general election, election officials were trained to perform their duties for both events. To coordinate the hiring and training of hundreds of election officials in each electoral district, DEOs and DDEOs used a spreadsheet-based computer application called Hiring, Training and Scheduling (HiTS), which was initiated and developed by four DEOs and shared with their colleagues.

For the 39th Provincial General Election and 2009 Referendum on Electoral Reform, DEOs hired 36,932 election officials and 963 office staff. The election officials worked at 226 advance voting places, 1,494 general voting places, and on mobile teams that visited hospitals, long-term care facilities and other locations to ensure accessible voting opportunities.

District electoral offices

A district electoral office was established in every electoral district. In five electoral districts, an additional office was established to ensure accessibility for voters and candidates. The offices opened to the public on April 6, 2009, and remained open until the conclusion of the final count.

Every district electoral office was provided with desktop computers, printers and a multi-functional device that worked as a photocopier, printer, scanner and fax machine. The machines were locally networked in the office and also connected to the government's SPAN network. The computers were installed with Microsoft Office software, as well as access to the Internet and the Electoral Information System (EIS), the integrated computer system used by Elections BC to support its delivery of provincial electoral events. The equipment was distributed and installed in the first week of April 2009 and removed on May 30 and May 31, 2009.

Elections BC also developed a web-based computer application called DEO Desktop. Installed on the computers at district electoral offices, the application was designed as a 'one-stop shop' for DEO communications and reporting. It included interactive daily task lists, messages from headquarters, links to important documents, a journal function and a survey tool. DEOs were instructed to access DEO Desktop on a daily basis, enabling headquarters to track the progress of individual electoral districts in meeting readiness and event delivery targets.

On April 14, 2009, a plumbing failure caused the Burnaby North district electoral office to become unusable. Elections BC relocated the DEO, DDEO and office staff to the Burnaby-Lougheed electoral district office and supplied them with new computer equipment. Staff returned to their original office on Monday, April 27, 2009.

With the exception of space necessary to support the judicial recount in Delta South, all district electoral offices were closed by May 31, 2009 and supplies and used election materials were shipped to the Elections BC warehouse in Victoria. The Delta South office was closed on June 5, 2009.

Nomination of candidates

To be nominated as a candidate for election as a Member of the Legislative Assembly (MLA), an individual must be qualified under the *Constitution Act* and the *Election Act* and file either a standing nomination or an ordinary nomination.

Standing nominations for a fixed-date general election may be filed with the Chief Electoral Officer at any time until the end of the day before Writ Day. Ordinary nominations may only be filed between when the election is called and 1 p.m. (Pacific time) on Day 10. Ordinary nomination documents must be submitted to the DEO for the electoral district in which a nominee is seeking election.

The *Election Act* requires that nominations be signed by at least 75 voters who reside in the electoral district and be accompanied by a \$250 deposit. An individual does not become a candidate until their nomination has been accepted and a certificate of candidacy has been issued. Certificates of candidacy for standing nominations are not issued until after an election is called.

For the 39th Provincial General Election, the scheduled end of the standing nomination period was on April 13, 2009, a statutory holiday. In accordance with section 2 of the *Election Act*, the standing nomination period was therefore extended to the end of the following day, April 14, 2009 (Writ Day). The ordinary nomination period closed at 1 p.m. (Pacific time) on Friday, April 24, 2009. There were 346 candidates nominated, representing 15 of the 32 registered political parties.

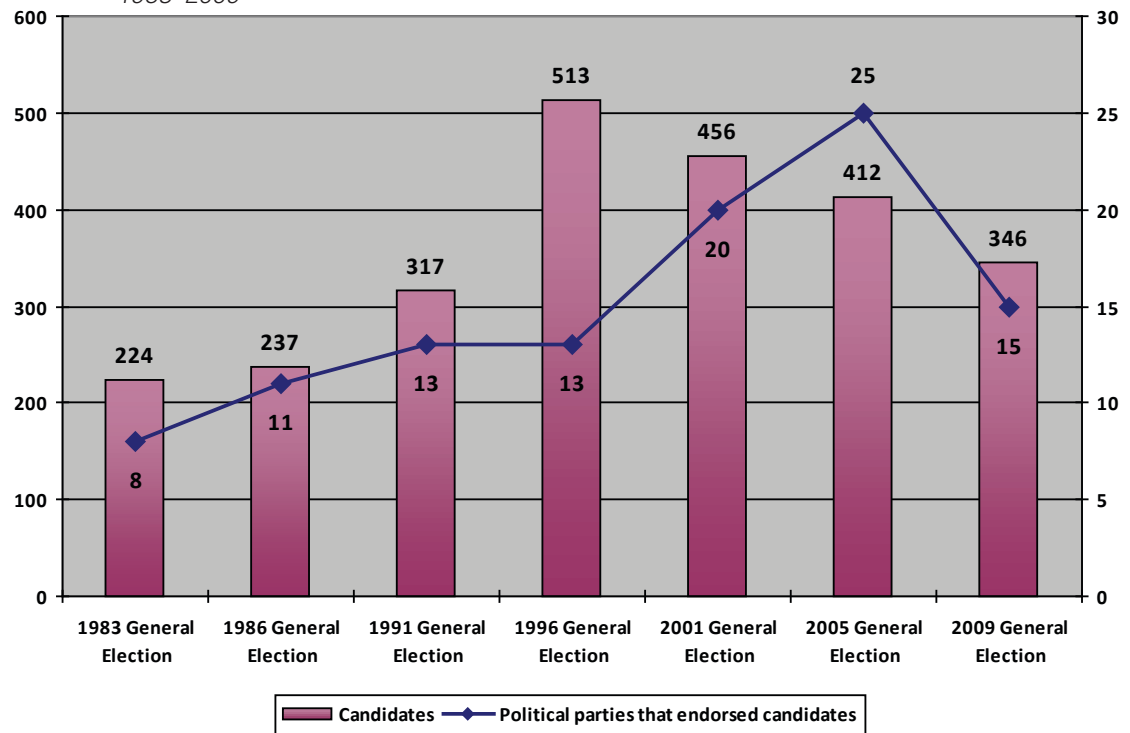
Table 3: Candidates for election by affiliation at the close of the nomination period
 (ordered by ballot name)

Affiliation	Ballot name	Abbreviation	Candidates
British Columbia Liberal Party	BC Liberal Party	LIB	85
BC NDP	BC NDP	NDP	85
BC Refederation Party	BC Refed	REFD	22
Reform Party of British Columbia	BC Reform	RP	4
British Columbia Marijuana Party	British Columbia Marijuana Party	BCM	1
Communist Party of BC	Communist Party of BC	COMM	3
British Columbia Conservative Party	Conservatives	CP	24
Green Party Political Association of British Columbia	Green Party of BC	GP	85
British Columbia Libertarian Party	Libertarian	LBN	6
Nation Alliance Party	N.A.P.	NAP	2
People's Front	People's Front	PF	4
The Sex Party	The Sex Party	SEX	3
Western Canada Concept Party of BC	Western Canada Concept	WCC	1
Work Less Party of British Columbia	Work Less Party	WLP	2
Your Political Party of BC	YPP-of-BC	YPBC	2
Independent	Independent	IND	15
No Affiliation			2
Total			346

On April 30, 2009, an independent candidate in the electoral district of Delta South withdrew, resulting in 345 candidates for election. The DEO of Delta South reprinted the general election ballots for that electoral district and Elections BC headquarters contacted local newspapers to disseminate news of the withdrawal to voters.

Since the time of the 36th General Election on May 28, 1996, the number of candidates nominated for successive general elections in British Columbia has steadily declined. The number of candidates in the 39th General Election continued that trend, representing a 16% decline from 2005. The number of political parties that endorsed candidates, however, has not exhibited a similar long term decline. The following figure compares the number of candidates for election with the number of parties that endorsed candidates in general elections since 1983.

Figure 5: Candidates nominated for election and political parties that endorsed candidates, 1983–2009



Of the 346 candidates nominated for the 39th Provincial General Election, 159 (46%) filed standing nominations and 187 (54%) filed ordinary nominations. This represents a decline from the 2005 General Election, when 59% of candidates filed standing nominations.

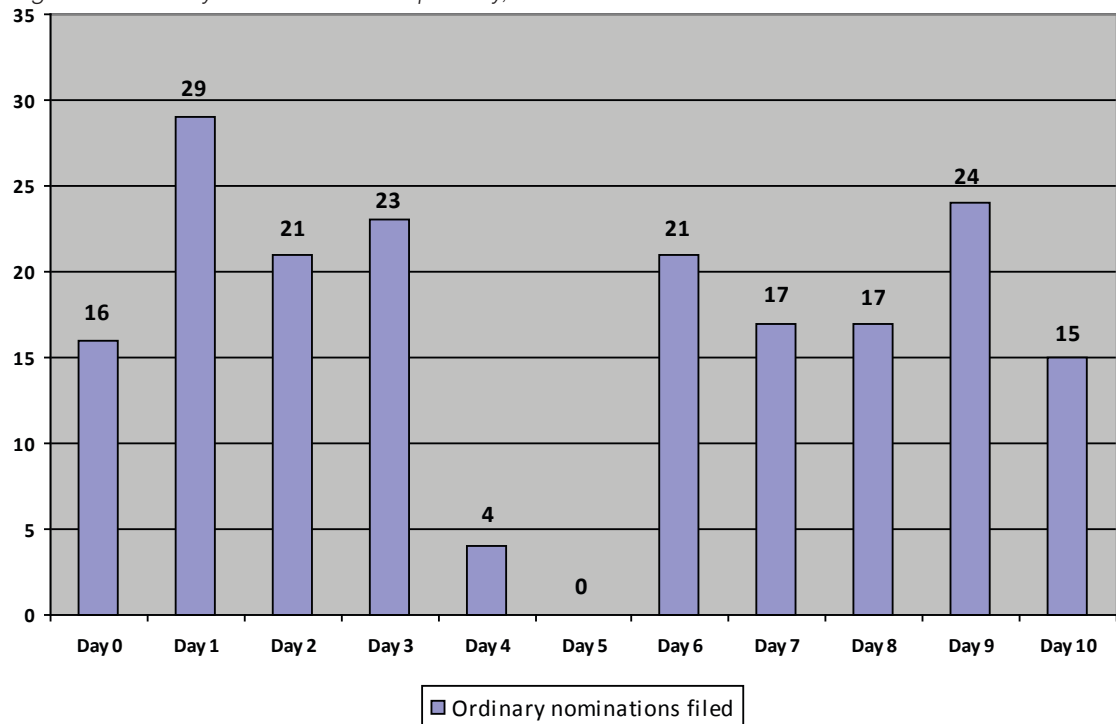
Table 4: Candidate nominations by process, 2001–2009

General election	Total candidates	Standing nominations	Ordinary nominations
2001	456	189 (41%)	267 (59%)
2005	412	243 (59%)	169 (41%)
2009	346	159 (46%)	187 (54%)

The decline in standing nominations occurred despite an effort by Elections BC to promote the standing nomination process. In early 2009, the Chief Electoral Officer sent a letter to all registered political parties emphasizing the financial and logistical advantages of standing nominations, including early access to the voters list and the ability to issue tax receipts for political contributions immediately after the certificate of candidacy is issued when the election is called. By increasing the proportion of candidates who filed standing nominations, Elections BC hoped to realize important administrative benefits by reducing time pressures following the close of the ordinary nomination period on Day 10. A large volume of 'last minute' filers can delay several key activities, including ballot printing and the production of statutory advertisements containing election information. Although a recent legislative amendment moved the close of nominations from Day 15 to Day 10, which reduced some of these pressures, standing nominations remain the more efficient process for Elections BC and its clients.

Ordinary nominations for the 39th Provincial General Election were filed at a steady pace throughout the ordinary nomination period. Unlike the 2005 General Election, when approximately 66% of ordinary nominations were received during the final three days of the ordinary nomination period, Elections BC received nearly half of the ordinary nominations prior to Day 5, and less than 30% during the final three days.

Figure 6: Ordinary nominations filed per day, 39th Provincial General Election



Despite receiving a majority of the nominations during the ordinary nomination period, the nomination process for the 39th Provincial General Election proceeded smoothly. Elections BC hired two additional nomination clerks to receive and process nominations, and the nomination team maintained close communication with registered political parties, candidates and their agents throughout the process to answer questions and provide support.

Voting

British Columbia electoral law provides voters with more voting opportunities than any other jurisdiction in Canada. In addition to general and advance voting, the *Election Act* establishes numerous special and absentee voting opportunities, providing for an accessible and inclusive electoral process.

For the 39th Provincial General Election and 2009 Referendum on Electoral Reform, Elections BC conducted advance voting at 226 voting places and general voting at 1,494 voting places. Advance voting was available to all voters from 8 a.m. to 8 p.m. from May 6 to May 9, 2009 – the Wednesday, Thursday, Friday and Saturday before General Voting Day. Voters who were unable to attend an advance voting opportunity in their electoral district or their assigned voting place on General Voting Day could vote under absentee provisions at any other voting opportunity in the province. Beginning on Writ Day, qualified voters were also able to vote in the district electoral office or by mail. DEOs established special voting opportunities for voters who may have otherwise been unable to vote, such as patients in acute care hospitals.

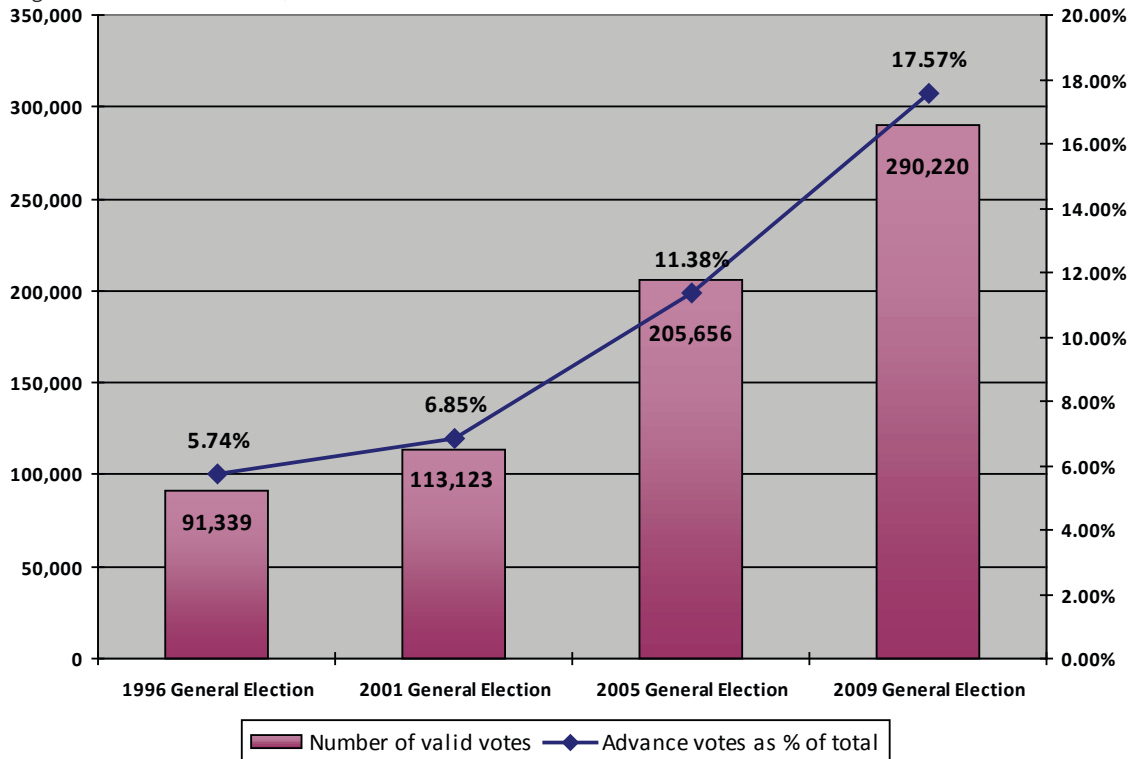
The following table illustrates the number of voters who voted at each voting opportunity. Although voters were required to accept both an election ballot and a referendum ballot, some voters did not return both ballots. As such, participation rates differ slightly between the election and the referendum. For the number of valid votes cast at each voting opportunity in the referendum, see page 33.

Table 5: Valid votes by voting opportunity, 39th Provincial General Election

Voting opportunity	Section of <i>Election Act</i>	Number of votes	% of total votes
General voting	s. 96	1,258,880	76.22%
Advance voting	s. 97	290,220	17.57%
Special voting	s. 98	7,183	0.43%
Absentee voting in electoral district	s. 99	49,876	3.02%
Absentee voting out of electoral district	s. 100	12,191	0.74%
Absentee advance voting	s. 101	3,997	0.25%
Alternative absentee voting (in DEO office)	s. 104	14,675	0.89%
Alternative absentee voting (voting by mail)	s. 106	3,520	0.21%
Rejected ballots		11,025	0.67%
Total votes considered		1,651,567	100.00%

Since the 36th Provincial General Election on May 28, 1996, the proportion of voters who cast ballots at advance voting opportunities has steadily increased, from 5.74% to 17.57%. The 39th Provincial General Election saw the trend of increased participation at advance voting continue.

Figure 7: Advance votes, 1996–2009



In the 2005 General Election, the large increase in advance voting was unanticipated by Elections BC, resulting in line-ups at some advance voting places and challenges for election officials during that election. Lessons learned from 2005 ensured Elections BC was better prepared in 2009, and DEOs and election officials were generally better equipped to handle the surge in advance voting.

As in 2001 and 2005, the first day (Wednesday, May 6, 2009) and last day (Saturday, May 9, 2009) were the most popular days of advance voting during the 39th Provincial General Election.

The continued increase in advance voting was likely due to several factors. For the second time in a general election, Elections BC listed advance voting locations on the Where to Vote cards mailed to all registered voters. This raised awareness of the locations and the availability of advance voting to all voters. The accessibility of advance voting opportunities also improved: for the 39th Provincial General Election, Elections BC offered more advance voting places (226 in total) than in any previous general election. In addition, the *Election Amendment Act, 2008* increased advance voting hours from nine hours (12 p.m. to 9 p.m.) to 12 hours (8 a.m. to 8 p.m.) on each of the four days of advance voting. Elections BC also placed an emphasis on advance voting in its advertisements, particularly the 'Five Days of Voting' television advertisement, which underscored the convenience and accessibility of advance voting for all eligible voters.

For Elections BC, accessibility was a priority throughout the general election and referendum. Across British Columbia, mobile teams of election officials brought voting to people who could not attend other voting opportunities. This included voters in acute care hospitals, correctional facilities, long-term care facilities and remote work camps. Elections BC worked with the Canadian Coast Guard and the Department of National Defence to administer voting to lighthouse attendants along the British Columbia coast and to armed forces personnel stationed outside the province. For sight impaired voters, Elections BC developed a plastic ballot template so voters could mark their own ballots without assistance. A large print poster-sized list of candidates, a Braille list of candidates and the referendum question in Braille were available at all voting locations.

For the vast majority of voters, voting in the 39th Provincial General Election and 2009 Referendum on Electoral Reform proceeded without incident. In several instances, however, election official errors prompted the Chief Electoral Officer to issue an Order. Established by section 280 of the *Election Act*, an Order permits the Chief Electoral Officer to make exceptions to the Act if necessary because of an emergency, mistake or extraordinary circumstances. The Chief Electoral Officer issued 52 Orders related to the 39th Provincial General Election and 2009 Referendum on Electoral Reform, an increase of 31 from 2005. The majority of Orders were the result of election official errors, evidence of the increasing complexity of provincial electoral legislation, the high proportion of "rookie" DEOs and DDEOs, and the need to review election official procedures with a view to simplifying individual tasks. For a summary of the Orders issued by the Chief Electoral Officer in relation to the 39th Provincial General Election and 2009 Referendum on Electoral Reform, see Appendix A of this report.

Counting

Ballots cast by voters at their assigned voting place at general voting, or by voters within their own electoral district at advance voting, are counted at the initial count, conducted following the close of voting on General Voting Day. Ballots in certification envelopes from absentee and special voting opportunities are counted at the final count. The final count is when the results of the election are determined by combining the votes accepted during the initial count with the votes accepted during the final count.

The final count begins on Day 41, 13 days after General Voting Day. This allows enough preparation time for DEOs, and time for absentee ballots contained in certification envelopes to be transferred to the appropriate electoral districts. The final count is held in the district electoral office and may continue for up to three days. Candidates and one representative per candidate are entitled to be present during the final count.

If a candidate or their official agent believes that counting errors occurred during the initial count, or if the difference between the leading candidate and the next candidate is less than 100 votes, the candidate or their official agent may request that the DEO recount some or all of the ballots considered in the initial count as part of the final count. Such a request must be made in writing by Day 31, three days after General Voting Day. DEOs may also choose to recount some or all of the ballots considered in the initial count if ballot accounts are not reconciled or if the necessary documents have not been completed.

The final count of the 39th Provincial General Election began in every electoral district on May 25, 2009. DEO recounts were requested in two electoral districts: Cariboo-Chilcotin and Delta South. Elections BC headquarters staff were deployed to both electoral districts to provide support. The Guide to Recounts was made available on the Elections BC website and Elections BC worked closely with the media to provide accurate and timely information to the public regarding the recount process.

As a result of the final count, the leading candidate in both electoral districts changed. This was due to the addition of absentee ballots, as well as the correction of errors made during the initial count.

Table 6: Results after the initial count and after the final count, Cariboo-Chilcotin and Delta South

Electoral district	Candidate	Affiliation	Results after	
			Initial count	Final count
Cariboo-Chilcotin	Donna Barnett	LIB	5,791	6,259
	Charlie Wyse	NDP	5,814	6,171
Delta South	Vicki Huntington	IND	9,617	9,977
	Wally Oppal	LIB	9,620	9,945

Following the final count, if a candidate or voter believes that counting errors occurred during either the initial or final count, the candidate or voter may apply to the B.C. Supreme Court for a judicial recount. The application must be made within six days of the declaration of official results at the conclusion of the final count.

No applications for a judicial recount were made in Cariboo-Chilcotin following the final count. Accordingly, on June 3, 2009, the DEO of Cariboo-Chilcotin returned the writ certifying the election of Donna Barnett. Writs were also returned on that date for 83 other electoral districts.

In Delta South, however, a judicial recount was necessary due to the small margin between the two leading candidates. Section 139(5)(b) of the *Election Act* requires a DEO to make an application to the Supreme Court for a judicial recount if, after the final count, the two leading candidates are separated by less than 1/500 of the total ballots considered. In Delta South, the separation between the leading candidates was 32 votes, less than 1/500 (47 votes) of the 23,477 ballots considered.

The judicial recount was conducted by Madame Justice Wedge on June 1 and 2, 2009. Justice Wedge upheld the decisions made by the Delta South DEO, confirming the election of Vicki Huntington. Following a two day appeal period in which no appeal was filed, the DEO returned the writ on June 5, 2009.

Summary of results by political affiliation

The following table contains the results of the 39th Provincial General Election by political party affiliation. Registered political parties and other affiliations are listed in alphabetical order by their ballot name.

Table 7: Summary of results by affiliation, 39th Provincial General Election

Affiliation ballot name	Abbreviation	Total valid votes	% of popular vote	Candidates elected
BC Liberal Party	LIB	751,661	45.82%	49
BC NDP	NDP	691,564	42.15%	35
Conservatives	CP	34,451	2.10%	0
Green Party of BC	GP	134,616	8.21%	0
Independent	IND	17,253	1.05%	1
Other affiliations*	-	10,997	0.67%	0
Total		1,640,542	100%	85

* BC Marijuana Party (BCM)
 BC Refed (REFD)
 BC Reform (RP)
 Communist Party of BC (COMM)
 Libertarian (LBN)
 N.A.P. (NAP)
 People's Front (PF)
 The Sex Party (SEX)
 Western Canada Concept (WCC)
 Work Less Party (WLP)
 YPP-of-BC (YPBC)
 No Affiliation

2009 Referendum on Electoral Reform

Introduction

The 2009 Referendum on Electoral Reform was a province-wide vote to determine which electoral system British Columbians should use to elect members to the provincial Legislative Assembly: the existing first-past-the-post (FPTP) electoral system or the single transferable vote electoral system (BC-STV) proposed by the Citizens' Assembly on Electoral Reform. In accordance with the *Electoral Reform Referendum 2009 Act*, voting in the referendum occurred at the same voting opportunities as the general election.

The *Electoral Reform Referendum 2009 Act* set two thresholds for BC-STV to be selected as the preferred electoral system and for the result to be binding on government. The first threshold required that BC-STV receive at least 60% of the popular vote province-wide. The second required that BC-STV receive a simple majority in at least 60% (51) of the 85 electoral districts.

The referendum was the second opportunity for British Columbians to vote on BC-STV. A referendum in 2005 resulted in support for BC-STV exceeding one threshold but narrowly missing the other. In the September 2005 Speech from the Throne, government acknowledged the significant support for electoral reform as evidenced by the results. It also stated that in the 2005 referendum voters had been missing a critical piece of information: an understanding of how the provincial electoral map and the resulting distribution of MLAs would be configured under BC-STV.

Consequently, government announced that it would task the Electoral Boundaries Commission – scheduled to be appointed by November 30, 2005 – with proposing electoral boundaries for both electoral systems. The boundaries would be presented to the public as part of an education campaign, culminating in a second referendum on electoral reform.

Legislative framework

The *Electoral Reform Referendum 2009 Act*, *Election Act* and *Recall and Initiative Act* provided the legislative framework for the 2009 Referendum on Electoral Reform. The specific procedures for administering the referendum in conjunction with the general election were provided by the *Electoral Reform Referendum 2009 Act Regulation*.

The *Electoral Reform Referendum 2009 Act* established that the existing *Referendum Act* did not apply to the referendum. It set the thresholds for the referendum result to be binding on government, and established that opponent and proponent groups would receive public funds to provide information to the public regarding the two electoral systems.

The Electoral Reform Referendum 2009 Act Regulation was established on October 10, 2008. It specified which provisions of the *Election Act* and *Recall and Initiative Act* applied to the referendum. With certain exceptions, the Regulation required that the procedures for voting and counting in the referendum be the same as the procedures for voting and counting in the election.

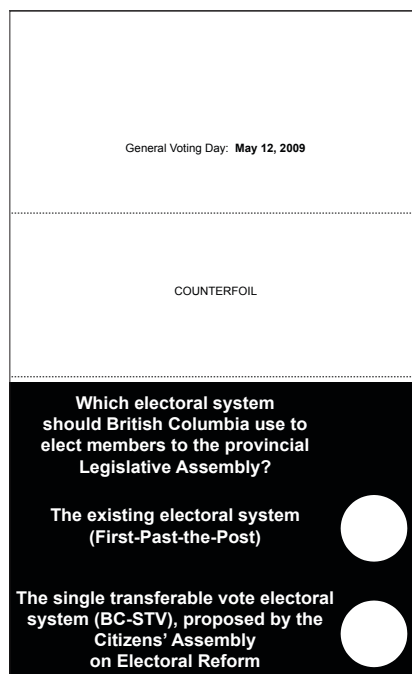
At every voting opportunity, voters received a referendum ballot and an election ballot. To ensure they were distinguishable from election ballots when folded, referendum ballots were printed with different coloured ink. Both ballots were deposited into a single ballot box. Counting of the referendum ballots occurred immediately following the counting of the ballots for the election.

The Regulation also provided additional detail regarding opponent and proponent groups. It clarified how the groups would be selected and organized, and established that the designated opponent and proponent groups would each receive \$500,000 in public funds to support or oppose BC-STV. The Regulation detailed how the funds were to be used, the responsibilities of financial agents and the process for receiving and reporting referendum contributions. It also established that each group was permitted to have observers present during voting and counting proceedings.

The referendum advertising provisions of the Regulation were amended on December 11, 2008 to permit candidates and registered political parties to conduct referendum advertising in conjunction with election advertising.

The referendum ballot question was established in a Schedule to the Regulation.

Figure 8: 2009 Referendum ballot



Opponent and proponent groups

In January 2009, government announced the selection of No STV as the referendum opponent group and British Columbians for BC-STV as the referendum proponent group. In accordance with the *Electoral Reform Referendum 2009 Act* and Regulation, Elections BC distributed \$500,000 to each group in two instalments: \$435,000 on February 2, 2009 and \$65,000 on April 1, 2009.

Using the funds, the groups campaigned either for or against the BC-STV electoral system. In accordance with the Regulation, both groups were non-profit and unconnected to a political party or constituency association, and their members and directors were volunteers.

In addition to public funding, both groups were eligible to receive referendum contributions. Financial agents for both groups filed financing reports, summaries of which are detailed on page 191 of this report.

Referendum Information Office

To fulfill its commitment in the 2005 Speech from the Throne, government established a Referendum Information Office prior to the referendum to inform voters about the existing FPTP electoral system and the proposed BC-STV electoral system. The Referendum Information Office was the source of neutral information about the subject matter of the referendum, allowing Elections BC to focus its referendum communications exclusively on the voting process.

As previously noted, Elections BC used written content from the Referendum Information Office in the unaddressed pamphlet delivered to households throughout the province, as well as in informational materials displayed at every voting opportunity.

Voting

Voting in the 2009 Referendum on Electoral Reform occurred at the same opportunities and followed the same procedures as voting in the 39th Provincial General Election. Facilitated by the Electoral Reform Referendum 2009 Act Regulation, the administration of the referendum as a 'thin layer' of additional procedures on top of the general election provided significant administrative efficiencies regarding election official training and voting administration, and made the voting process easy and convenient for voters.

The following table illustrates the number of valid votes cast at each voting opportunity. Although voters were required to accept both an election ballot and a referendum ballot – a change from the 2005 referendum – some voters did not return both ballots. Therefore, participation rates differ slightly between the general election and the referendum. For the number of valid votes cast at each voting opportunity in the general election, see page 24.

Table 8: Valid votes by voting opportunity, 2009 Referendum on Electoral Reform

Voting opportunity	Section of Election Act	Number of votes	% of total votes
General voting	s. 96	1,222,406	74.03%
Advance voting	s. 97	283,010	17.14%
Special voting	s. 98	6,578	0.41%
Absentee voting in electoral district	s. 99	48,029	2.91%
Absentee voting out of electoral district	s. 100	12,781	0.77%
Absentee advance voting	s. 101	3,947	0.24%
Alternative absentee voting (in DEO office)	s. 104	14,416	0.87%
Alternative absentee voting (voting by mail)	s. 106	3,603	0.22%
Rejected ballots		56,369	3.41%
Total votes considered		1,651,139	100.00%

Counting

The Electoral Reform Referendum 2009 Act Regulation established that counting of the votes for the referendum would proceed in accordance with the *Election Act*, with certain exceptions.

At the close of voting on General Voting Day, election officials opened the ballot boxes and conducted the initial count. In accordance with the Regulation, the ballots were separated, and election officials completed the initial count for the election before conducting the initial count for the referendum.

As with the general election, ballots contained in certification envelopes from other voting opportunities, such as absentee voting and special voting, were considered at the final count. The final count was also when the results of the referendum were formally determined by combining the votes accepted during the initial count with the votes accepted during the final count.

Under the Electoral Reform Referendum 2009 Act Regulation, the Chief Electoral Officer was permitted to make an application for a judicial recount of referendum ballots if the results in an electoral district or throughout the province were considered sufficiently close to the thresholds. No applications for a judicial recount were made.

The Chief Electoral Officer announced the final results of the referendum in a letter to the Clerk of the Legislative Assembly, dated June 3, 2009. The results did not meet either threshold of required support as established by the *Electoral Reform Referendum 2009 Act*.

Table 9: 2009 Referendum results

	Requirement	Final result	Threshold reached?
Threshold 1	The votes of at least 60% of the validly cast ballots province-wide	39.09% of the total valid votes were cast for BC-STV	No
Threshold 2	In at least 51, or 60%, of the 85 electoral districts, the votes of more than 50% of the validly cast ballots	In eight electoral districts, voters voted for BC-STV by more than 50%	No

Table 10: 2009 Referendum results by electoral district

Electoral district	FPTP	% of valid votes	BC-STV	% of valid votes	Total valid votes	Rejected votes	Registered voters who voted	Total registered voters	% who voted
Abbotsford-Mission	12,018	68.57%	5,509	31.43%	17,527	407	17,934	34,412	52.12%
Abbotsford South	11,351	71.66%	4,488	28.34%	15,839	720	16,559	33,979	48.73%
Abbotsford West	11,950	76.24%	3,724	23.76%	15,674	641	16,315	30,822	52.93%
Alberni-Pacific Rim	9,528	55.17%	7,742	44.83%	17,270	514	17,784	30,818	57.70%
Boundary-Similkameen	10,970	63.57%	6,287	36.43%	17,257	699	17,956	28,822	62.30%
Burnaby-Deer Lake	9,868	61.76%	6,109	38.24%	15,977	800	16,777	34,488	48.65%
Burnaby-Edmonds	9,798	61.05%	6,250	38.95%	16,048	764	16,812	34,288	49.03%
Burnaby-Lougheed	11,151	60.18%	7,379	39.82%	18,530	598	19,128	35,705	53.57%
Burnaby North	12,036	61.15%	7,647	38.85%	19,683	983	20,666	38,404	53.81%
Cariboo-Chilcotin	8,524	67.17%	4,167	32.83%	12,691	411	13,102	20,890	62.72%
Cariboo North	9,222	66.73%	4,598	33.27%	13,820	408	14,228	23,631	60.21%
Chilliwack	12,072	68.08%	5,659	31.92%	17,731	643	18,374	36,138	50.84%
Chilliwack-Hope	11,169	67.91%	5,278	32.09%	16,447	504	16,951	32,709	51.82%
Columbia River-Revelstoke	8,233	63.12%	4,811	36.88%	13,044	462	13,506	24,071	56.11%
Comox Valley	16,626	57.93%	12,075	42.07%	28,701	797	29,498	48,367	60.99%
Coquitlam-Burke Mountain	9,689	65.45%	5,114	34.55%	14,803	528	15,331	31,397	48.83%
Coquitlam-Maillardville	12,711	63.91%	7,177	36.09%	19,888	729	20,617	37,342	55.21%
Cowichan Valley	14,109	55.62%	11,260	44.38%	25,369	721	26,090	41,612	62.70%
Delta North	13,705	68.78%	6,220	31.22%	19,925	683	20,608	34,851	59.13%
Delta South	14,753	64.53%	8,109	35.47%	22,862	669	23,531	34,331	68.54%
Esquimalt-Royal Roads	10,990	51.39%	10,394	48.61%	21,384	457	21,841	37,546	58.17%
Fort Langley-Aldergrove	16,805	69.03%	7,539	30.97%	24,344	554	24,898	43,243	57.58%
Fraser-Nicola	9,345	70.41%	3,927	29.59%	13,272	456	13,728	21,663	63.37%
Juan de Fuca	11,133	56.28%	8,649	43.72%	19,782	456	20,238	33,812	59.86%
Kamloops-North Thompson	14,215	69.66%	6,191	30.34%	20,406	641	21,047	38,245	55.03%
Kamloops-South Thompson	15,548	68.13%	7,272	31.87%	22,820	565	23,385	40,645	57.53%
Kelowna-Lake Country	11,879	62.40%	7,158	37.60%	19,037	783	19,820	41,947	47.25%
Kelowna-Mission	12,886	63.23%	7,494	36.77%	20,380	1,083	21,463	42,344	50.69%
Kootenay East	11,076	69.49%	4,864	30.51%	15,940	548	16,488	29,463	55.96%
Kootenay West	9,908	55.56%	7,924	44.44%	17,832	604	18,436	30,934	59.60%
Langley	15,907	69.13%	7,104	30.87%	23,011	632	23,643	42,918	55.09%
Maple Ridge-Mission	12,159	65.05%	6,534	34.95%	18,693	671	19,364	35,200	55.01%
Maple Ridge-Pitt Meadows	13,363	66.14%	6,842	33.86%	20,205	683	20,888	36,716	56.89%
Nanaimo	12,431	57.59%	9,156	42.41%	21,587	706	22,293	39,273	56.76%
Nanaimo-North Cowichan	12,956	55.78%	10,271	44.22%	23,227	639	23,866	38,832	61.46%

Electoral district	FPTP	% of valid votes	BC-STV	% of valid votes	Total valid votes	Rejected votes	Registered voters who voted	Total registered voters	% who voted
Nechako Lakes	6,122	70.47%	2,566	29.53%	8,688	259	8,947	16,318	54.83%
Nelson-Creston	8,106	50.31%	8,006	49.69%	16,112	508	16,620	27,565	60.29%
New Westminster	13,548	58.23%	9,718	41.77%	23,266	677	23,943	42,765	55.99%
North Coast	5,231	60.66%	3,393	39.34%	8,624	337	8,961	15,681	57.15%
North Island	13,147	59.23%	9,048	40.77%	22,195	700	22,895	40,040	57.18%
North Vancouver-Lonsdale	11,716	57.50%	8,661	42.50%	20,377	769	21,146	38,088	55.52%
North Vancouver-Seymour	13,011	58.69%	9,158	41.31%	22,169	544	22,713	37,071	61.27%
Oak Bay-Gordon Head	12,506	49.98%	12,514	50.02%	25,020	629	25,649	38,415	66.78%
Parksville-Qualicum	16,299	62.36%	9,838	37.64%	26,137	668	26,805	40,805	65.69%
Peace River North	5,433	60.44%	3,556	39.56%	8,989	315	9,304	23,253	40.01%
Peace River South	4,884	66.31%	2,481	33.69%	7,365	280	7,645	17,397	43.94%
Penticton	13,577	60.13%	9,001	39.87%	22,578	1,065	23,643	42,109	56.15%
Port Coquitlam	13,004	65.81%	6,757	34.19%	19,761	671	20,432	37,009	55.21%
Port Moody-Coquitlam	11,595	62.20%	7,047	37.80%	18,642	592	19,234	33,487	57.44%
Powell River-Sunshine Coast	13,286	59.45%	9,062	40.55%	22,348	525	22,873	36,304	63.00%
Prince George-Mackenzie	11,593	67.46%	5,591	32.54%	17,184	484	17,668	32,913	53.68%
Prince George-Valemount	11,522	66.07%	5,918	33.93%	17,440	603	18,043	34,727	51.96%
Richmond Centre	10,892	67.01%	5,362	32.99%	16,254	942	17,196	42,007	40.94%
Richmond East	11,908	67.05%	5,853	32.95%	17,761	900	18,661	41,331	45.15%
Richmond-Steveston	13,701	65.20%	7,312	34.80%	21,013	819	21,832	42,336	51.57%
Saanich North and the Islands	14,803	51.31%	14,047	48.69%	28,850	529	29,379	43,989	66.79%
Saanich South	13,594	55.84%	10,752	44.16%	24,346	630	24,976	37,612	66.41%
Shuswap	14,261	63.69%	8,131	36.31%	22,392	781	23,173	40,773	56.83%
Skeena	7,187	64.07%	4,031	35.93%	11,218	443	11,661	21,066	55.35%
Stikine	5,053	61.68%	3,139	38.32%	8,192	378	8,570	13,131	65.27%
Surrey-Cloverdale	15,012	69.19%	6,685	30.81%	21,697	457	22,154	40,268	55.02%
Surrey-Fleetwood	11,693	67.83%	5,546	32.17%	17,239	647	17,886	33,039	54.14%
Surrey-Green Timbers	10,648	73.57%	3,826	26.43%	14,474	762	15,236	29,799	51.13%
Surrey-Newton	10,959	73.09%	4,034	26.91%	14,993	647	15,640	30,628	51.06%
Surrey-Panorama	14,758	69.25%	6,554	30.75%	21,312	628	21,940	38,685	56.71%
Surrey-Tynehead	10,916	66.83%	5,417	33.17%	16,333	577	16,910	34,037	49.68%
Surrey-Whalley	9,641	63.14%	5,629	36.86%	15,270	622	15,892	33,557	47.36%
Surrey-White Rock	15,474	65.44%	8,171	34.56%	23,645	820	24,465	39,598	61.78%
Vancouver-Fairview	11,169	48.68%	11,774	51.32%	22,943	655	23,598	41,748	56.52%
Vancouver-False Creek	8,268	51.75%	7,710	48.25%	15,978	481	16,459	34,211	48.11%

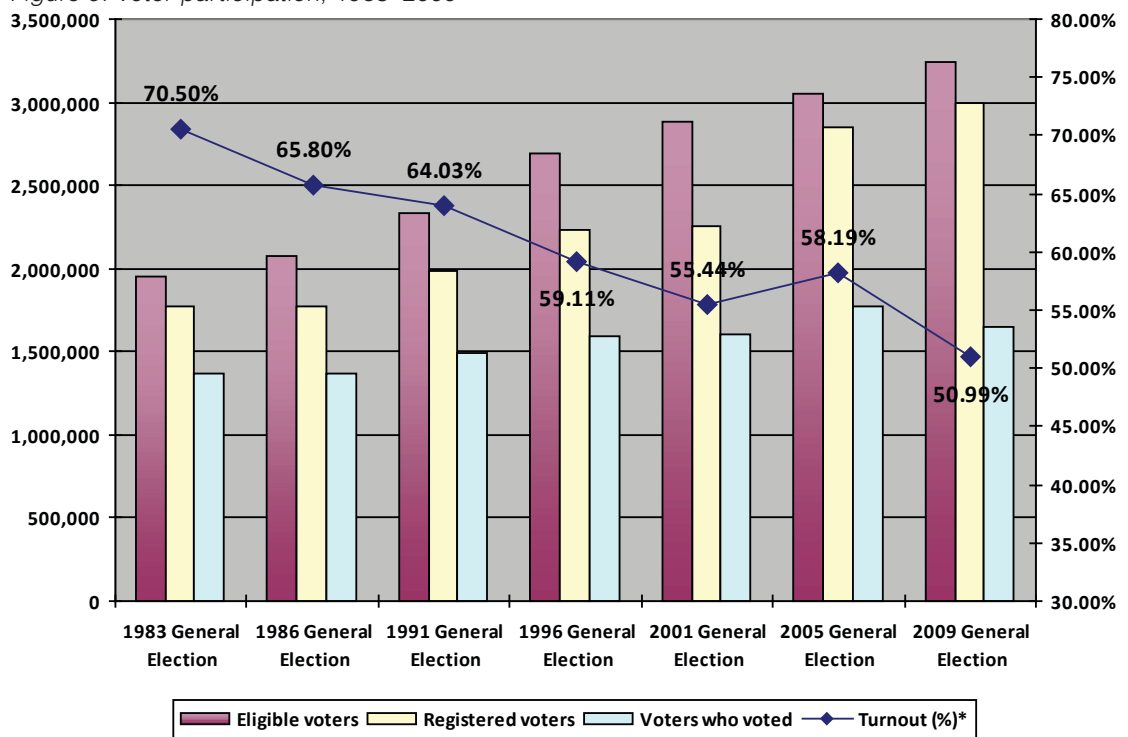
Electoral district	FPTP	% of valid votes	BC-STV	% of valid votes	Total valid votes	Rejected votes	Registered voters who voted	Total registered voters	% who voted
Vancouver-Fraserview	11,707	63.59%	6,704	36.41%	18,411	1,228	19,639	38,262	51.33%
Vancouver-Hastings	8,688	46.85%	9,858	53.15%	18,546	1,148	19,694	39,006	50.49%
Vancouver-Kensington	9,483	53.87%	8,119	46.13%	17,602	1,482	19,084	36,755	51.92%
Vancouver-Kingsway	9,309	59.98%	6,211	40.02%	15,520	1,379	16,899	36,057	46.87%
Vancouver-Langara	11,182	64.59%	6,130	35.41%	17,312	881	18,193	38,142	47.70%
Vancouver-Mount Pleasant	6,346	38.14%	10,294	61.86%	16,640	1,135	17,775	38,267	46.45%
Vancouver-Point Grey	10,636	47.41%	11,797	52.59%	22,433	615	23,048	41,181	55.97%
Vancouver-Quilchena	13,789	62.82%	8,161	37.18%	21,950	574	22,524	39,067	57.65%
Vancouver-West End	7,974	46.62%	9,130	53.38%	17,104	542	17,646	35,370	49.89%
Vernon-Monashee	13,535	57.72%	9,916	42.28%	23,451	945	24,396	45,410	53.72%
Victoria-Beacon Hill	9,108	38.28%	14,685	61.72%	23,793	556	24,349	42,615	57.14%
Victoria-Swan Lake	9,352	43.93%	11,935	56.07%	21,287	528	21,815	38,359	56.87%
West Vancouver-Capilano	13,924	63.27%	8,085	36.73%	22,009	746	22,755	39,288	57.92%
West Vancouver-Sea to Sky	9,907	54.79%	8,174	45.21%	18,081	441	18,522	34,911	53.05%
Westside-Kelowna	11,809	62.75%	7,011	37.25%	18,820	666	19,486	41,155	47.35%
Total	971,350	60.91%	623,420	39.09%	1,594,770	56,369	1,651,139	2,995,465	55.12%

Voter turnout

As widely reported in the media, voter turnout in the 39th Provincial General Election and 2009 Referendum on Electoral Reform reached an historic low. Of the estimated 3,238,737 British Columbians eligible to vote, only 1,651,567, or 50.99%, cast ballots. The decline came despite a brief resurgence in voter participation in the 2005 General Election, during which turnout increased to 58.19% of eligible voters after a previous low of 55.44% in 2001.

The 39th Provincial General Election also witnessed the first decline in absolute voter turnout since 1986, as 122,808 fewer voters voted in 2009 than in 2005. Interestingly, a higher percentage of eligible voters were registered to vote than in 2005, marking perhaps the first time in provincial history that an improvement in the quality of the voters list was accompanied by a decline in voter turnout (Elections BC does not have eligible voter estimates for general elections prior to 1983).

Figure 9: Voter participation, 1983–2009



*Turnout is the percentage of eligible voters who voted.

Turnout among nearly every age group was low. Turnout among voters aged 18-44 was below 50%, and the only age group to vote at a rate higher than 70% were voters aged 65-74.

Table 11: Voter participation by age group, 39th Provincial General Election

Group	18-24	25-34	35-44	45-54	55-64	65-74	75+	Total
Eligible voters	380,242	511,130	548,571	653,320	528,703	323,157	293,614	3,238,737
Registered voters	261,450	455,264	525,767	634,082	520,940	313,947	284,015	2,995,465
Registered voters who voted	102,220	172,203	248,359	363,842	350,313	231,148	183,481	1,651,567
% of eligible voters registered	68.76%	89.07%	95.84%	97.05%	98.53%	97.15%	96.73%	92.49%
% of registered voters who voted	39.10%	37.82%	47.24%	57.38%	67.25%	73.63%	64.60%	55.14%
% of eligible voters who voted	26.88%	33.69%	45.27%	55.69%	66.26%	71.53%	62.49%	50.99%

The low rate of voter participation in the 39th Provincial General Election represents a trend occurring in British Columbia and across Canada. Turnout in the October 14, 2008 federal general election was reported by Elections Canada to be 58.8% of registered voters¹, the lowest in Canadian history. Similarly, recent general elections in Ontario (2007), Alberta (2008) and Nova Scotia (2009) saw turnout drop to historic lows for each province at 52.5%, 41.3% and 57.9% of registered voters, respectively.

Declining voter participation is a symptom of a broader issue: disengagement from the democratic process. Since 1996 the number of candidates in provincial general elections has steadily declined. Political parties have reported difficulties recruiting scrutineers. In a survey conducted following General Voting Day, 36% of voters who did not participate in the 2009 General Election cited disengagement or pessimism as their main reason for not voting. Surveys conducted on behalf of Elections BC before and after the 2009 General Election indicate that there are few barriers to voter registration and voting, and the administration of the electoral process by Elections BC was not cited as a reason for non-participation.

Educational institutions, political parties and politicians and community groups all have a role to play in encouraging civic and democratic engagement. Elections BC lacks the mandate and budget to undertake significant activities in this regard. Instead, Elections BC strives for accessibility and inclusivity, ensuring that information and accessible voting opportunities are available to all voters who choose to participate.

¹ Elections BC reports turnout as a percentage of all individuals eligible to cast a ballot, whether or not they are registered to vote. Some jurisdictions choose to report turnout as a percentage of voters who are registered to vote. As not all eligible voters are registered voters, turnout calculated based on registered voters will always be higher than if it was calculated based on eligible voters.

Conclusion

The 39th Provincial General Election and 2009 Referendum on Electoral Reform, as well as the 2008 redistribution of electoral boundaries and the 2009 enumeration, represented the culmination of a busy and dynamic period in electoral administration in British Columbia. By applying lessons learned from past events and implementing an integrated approach to planning and management, Elections BC was able to administer the four events in an efficient and cost-effective manner.

Administratively, the general election and referendum offered further evidence of the important benefits of fixed dates for elections. Certainty regarding the date of General Voting Day permitted comprehensive, long-term planning and resulted in numerous administrative and logistical efficiencies. Further benefits were realized by administering the referendum as a 'thin layer' of additional procedures on top of the general election, reducing costs and mitigating potential confusion for election officials and voters.

For Elections BC, the 39th Provincial General and 2009 Referendum on Electoral Reform was defined by several key themes. The continued success of the planning framework, particularly in its ability to accommodate substantial legislative change, was among them. Elections BC will continue to refine the framework as necessary to improve usability and efficiency, and to meet the organization's evolving needs.

A second key theme was the large number of Orders issued by the Chief Electoral Officer. With a majority of Orders attributed to election official errors, this is evidence of both the increasing complexity of provincial electoral legislation and the immense challenge of training tens of thousands of employees to perform a single day's work. Certain voting opportunities, such as absentee and alternative absentee voting, have detailed and highly-prescriptive procedures. Expecting flawless execution of these procedures after only a few hours of training is unrealistic.

While no major incidents occurred during the 39th Provincial General Election and 2009 Referendum on Electoral Reform, significant election official errors could have serious consequences in future electoral events. Elections BC is acutely aware of the risks inherent in the current model and is committed to reviewing and enhancing its election official training methods. In particular, it will review the value of the trainer position, and strive to provide trainers with a fuller understanding of the electoral process. Efforts will also be made to identify how the voting process could be redesigned to simplify tasks for election officials, while maintaining the integrity of the electoral process.

A third theme relates to the model for recruiting, training and compensating DEOs and DDEOs. In a post-event survey, DEOs and DDEOs identified a number of areas where improvements may be necessary. For example, rather than training all DEOs and DDEOs in the same manner, it may be more effective to customize training on the basis of geographic groupings. Elections BC will review lessons learned in this area to ensure a qualified, well-trained complement of DEOs and DDEOs for future electoral events.

A fourth theme of the 39th Provincial General Election and 2009 Referendum on Electoral Reform was the low rate of voter turnout. Elections BC will continue to work to improve the accessibility and inclusivity of the electoral process to ensure all voters who wish to participate may do so. Reversing the decline in voter participation, however, is a broader societal issue beyond the scope of Elections BC's mandate.

In reviewing its administration of the 39th Provincial General Election and 2009 Referendum on Electoral Reform, Elections BC has identified a number of legislative changes that would improve the transparency, accessibility and efficiency of the provincial electoral process. The proposed amendments will be submitted in a separate report entitled *Report of the Chief Electoral Office on Recommendations for Legislative Change*, to be tabled with the Legislative Assembly in April 2010.

List of vendors, partners and service providers

Elections BC wishes to thank the following individuals and organizations for providing exceptional service and support during the 39th Provincial General Election and 2009 Referendum on Electoral Reform:

- Allstream/Sasktel/Navigata
- Barrodale Computing Services, Ltd.
- BC MailPlus
- Elections Canada
- Elections Manitoba
- Elections Ontario
- Hewlett-Packard (formerly EDS)
- John Waddell, Q.C.
- NORCAT Training
- Queen's Printer
- Ricoh Canada
- Service BC/Enquiry BC/Robertson Telecom
- Service BC/Government Agents
- Telus
- Workplace Technology Services/IBM

Report of the Chief Electoral Officer
39th Provincial General Election
Referendum on Electoral Reform

Section 2

Elections BC expenses

Elections BC expenses

2009 General Election expenses

Expense categories	Combined totals for fiscal years 2007/2008, 2008/2009 and 2009/2010
Central office expenses	
Salaries	\$1,688,002
Professional Services	1,431,349
Information Systems	2,764,626
Advertising & Publications	2,425,228
General Office Expenses	1,291,362
Travel	72,003
Training	1,118,223
Telephones/Fax	111,179
Postage/Freight/Courier	483,912
Building Occupancy	1,015,989
Voter Notice Postage/Printing	1,688,564
Total	\$14,090,437
District electoral office expenses (see details on following pages)	
Total	\$21,170,173
Total election expenses	\$35,260,610
Total number of registered voters on General Voting Day	2,995,465
Cost per registered voter	\$11.77

District electoral office expenses

Electoral district	District Electoral Officer wages	Deputy District Electoral Officer wages	Support staff salaries	Employer EI/CPP contributions	Travel	Office rent	General office	Voting place rental	Election official fees	Ballot printing	Voters list printing	Total expenses
	\$	\$	\$	\$	\$	\$	\$	\$	\$	\$	\$	\$
Abbotsford-Mission	28,316	15,000	62,247	4,595	761	10,414	14,121	15,200	173,103	5,929	3,458	333,144
Abbotsford South	20,000	7,338	32,167	2,881	882	8,677	11,611	10,350	145,698	5,860	2,862	248,326
Abbotsford West	20,000	15,000	34,870	3,276	368	14,479	6,574	14,540	142,137	5,982	1,896	259,122
Alberni-Pacific Rim	20,000	15,000	37,558	3,036	843	3,825	5,317	10,582	121,528	5,370	2,844	225,903
Boundary-Similkameen	20,000	15,000	36,119	2,838	11,170	3,781	7,318	12,001	145,337	5,002	2,827	261,393
Burnaby-Deer Lake	20,000	6,943	26,089	3,421	193	36,271	8,939	10,910	133,998	5,917	2,523	255,204
Burnaby-Edmonds	25,434	30,000	29,878	4,082	298	10,361	6,721	12,460	132,494	5,737	2,889	260,354
Burnaby-Lougheed	20,000	14,362	34,521	3,158	356	6,908	8,432	13,980	165,790	6,105	2,938	276,550
Burnaby North	20,000	15,000	30,625	3,014	99	12,075	11,387	11,720	124,858	6,473	2,699	237,950
Cariboo-Chilcotin	20,000	30,960	45,726	3,801	9,163	4,400	8,111	7,210	90,819	3,532	1,822	225,544
Cariboo North	20,000	15,000	19,242	1,842	3,409	3,823	5,161	6,708	99,770	4,145	2,397	181,497
Chilliwack	20,000	15,000	19,456	1,811	227	8,744	5,405	10,470	108,459	6,246	2,571	198,389
Chilliwack-Hope	20,000	15,000	32,968	1,786	2,391	11,891	6,032	12,860	136,690	11,711	1,991	253,320
Columbia River-Revelstoke	20,000	15,000	21,699	2,495	2,713	6,886	6,860	10,510	102,932	4,145	4,479	197,719
Comox Valley	20,000	15,000	40,601	3,713	2,973	11,346	11,457	16,470	179,977	9,111	4,573	315,221
Coquitlam-Burke Mountain	20,000	13,950	39,007	2,477	451	17,758	8,984	12,010	136,324	5,553	2,704	259,218
Coquitlam-Maillardville	20,000	15,000	25,985	1,540	389	15,499	8,011	14,920	142,119	6,484	2,402	252,349
Cowichan Valley	15,629	15,000	52,702	3,551	3,125	7,554	11,627	13,680	158,556	6,975	2,292	290,691
Delta North	19,150	13,950	21,096	2,231	12	19,000	4,895	9,480	107,761	6,105	1,161	204,841
Delta South	20,000	15,000	39,471	3,805	141	11,210	11,184	11,500	129,051	13,480	2,446	257,288
Esquimalt-Royal Roads	20,000	13,950	22,583	2,247	409	10,384	5,302	13,330	148,911	6,570	1,750	245,436
Fort Langley-Aldergrove	20,000	15,000	37,219	1,768	1,212	10,000	5,426	14,130	154,999	7,284	4,149	271,187
Fraser-Nicola	20,000	30,000	37,898	3,430	8,469	9,112	7,792	10,462	114,894	3,954	2,370	248,381
Juan de Fuca	20,000	15,000	24,514	1,980	464	8,000	7,601	11,790	112,538	5,848	2,173	209,908
Kamloops-North Thompson	20,000	16,353	20,794	2,849	3,128	8,356	5,833	14,330	131,060	6,841	3,910	233,454
Kamloops-South Thompson	19,150	15,000	19,084	1,562	1,881	17,857	7,301	15,810	152,629	6,840	4,833	261,947
Kelowna-Lake Country	20,000	20,000	36,101	3,545	1,705	7,913	7,992	15,700	172,593	7,208	3,572	296,329
Kelowna-Mission	20,000	15,000	27,064	1,614	446	8,460	7,086	16,430	181,476	7,453	4,063	289,092
Kootenay East	20,000	15,000	26,591	2,050	5,561	4,321	7,875	10,522	131,316	5,125	3,405	241,766
Kootenay West	20,000	15,000	27,945	3,017	5,407	6,380	6,165	11,460	141,860	5,369	6,133	248,736

Electoral district	District Electoral Officer wages	Deputy District Electoral Officer wages	Support staff salaries	Employer EI/CPP contributions	Travel	Office rent	General office	Voting place rental	Electoral official fees	Ballot printing	Voters list printing	Total expenses
	\$	\$	\$	\$	\$	\$	\$	\$	\$	\$	\$	\$
Langley	20,000	15,000	31,548	2,172	257	7,910	9,902	11,024	128,970	7,330	1,298	235,411
Maple Ridge-Mission	20,000	13,950	27,750	2,241	1,135	8,500	5,696	10,810	122,502	5,929	1,610	230,123
Maple Ridge-Pitt Meadows	20,000	15,000	20,772	2,455	154	16,000	4,101	11,510	128,261	6,350	1,257	225,860
Nanaimo	20,000	15,000	32,272	1,457	687	15,167	8,777	11,140	125,912	6,786	1,734	238,932
Nanaimo-North Cowichan	20,000	15,000	41,295	2,613	4,639	16,103	10,262	13,050	141,073	6,664	1,956	272,655
Nechako Lakes	20,000	15,000	10,478	1,840	11,906	7,072	7,765	9,530	90,060	2,612	1,596	177,859
Neelson-Creston	20,000	15,000	32,643	3,344	7,515	13,442	6,318	9,940	118,392	4,757	3,142	234,493
New Westminster	20,000	15,000	35,776	3,509	244	38,062	14,269	13,840	164,555	7,255	4,841	317,351
North Coast	20,000	30,000	19,794	1,990	14,168	5,302	6,103	7,280	66,310	2,662	896	174,505
North Island	20,000	15,000	31,673	3,735	10,134	12,167	7,773	13,160	145,151	6,828	3,005	268,626
North Vancouver-Lonsdale	20,000	15,000	36,472	2,724	276	21,630	7,791	6,507	131,427	7,007	3,782	252,616
North Vancouver-Seymour	20,000	13,950	23,242	2,419	214	30,171	3,606	12,490	141,730	6,456	2,131	256,409
Oak Bay-Gordon Head	20,000	15,000	22,163	2,048	477	9,475	5,110	11,670	129,927	6,648	2,031	224,549
Parksville-Qualicum	20,000	15,000	31,741	2,970	1,554	11,887	6,461	13,920	140,117	6,962	2,138	252,750
Peace River North	16,900	13,833	47,579	5,030	8,527	7,460	4,934	11,930	177,066	4,040	3,523	300,822
Peace River South	20,000	15,000	28,058	2,877	3,404	6,890	10,146	7,010	67,490	2,993	1,455	165,323
Penticon	20,000	15,000	29,299	2,573	1,452	7,121	7,677	14,380	155,226	7,735	2,431	262,894
Port Coquitlam	20,000	15,000	28,458	1,824	406	18,155	12,358	14,120	149,827	6,363	3,091	269,602
Port Moody-Coquitlam	20,000	15,000	34,850	2,380	873	8,238	7,555	12,350	146,214	5,708	1,949	255,117
Powell River-Sunshine Coast	20,000	30,000	34,338	4,934	2,758	10,268	6,802	12,710	134,505	6,281	2,541	265,137
Prince George-Mackenzie	20,000	15,000	28,245	1,747	3,591	8,285	9,048	9,840	117,312	5,676	2,873	221,617
Prince George-Valemount	20,000	15,000	18,026	1,323	2,192	9,199	5,072	10,800	107,046	6,062	3,464	198,184
Richmond Centre	18,600	15,000	33,729	3,063	281	18,166	8,660	14,018	150,939	7,256	1,071	270,783
Richmond East	20,000	15,000	32,826	3,759	779	14,000	5,566	4,870	143,763	7,084	2,148	249,795
Richmond-Steveston	19,150	15,000	33,096	3,963	375	16,600	9,287	14,660	156,199	7,330	1,199	276,859
Saanich North and the Islands	20,000	15,000	28,363	2,010	3,844	11,138	3,595	14,270	165,296	7,575	3,707	274,798
Saanich South	20,000	13,950	24,011	1,831	118	12,000	5,848	11,090	135,515	6,471	1,717	232,551
Shuswap	20,000	15,000	30,448	1,697	3,781	5,212	5,013	12,624	135,308	6,766	2,906	238,755
Skeena	20,000	15,000	19,806	1,835	1,386	1,888	6,683	8,390	84,714	3,696	984	164,382
Stikine	20,000	14,362	41,488	3,676	7,939	16,323	4,370	9,480	95,362	2,552	1,156	216,708
Surrey-Cloverdale	20,000	15,000	33,609	1,783	313	9,232	9,101	13,139	157,935	6,962	2,657	269,731
Surrey-Fleetwood	20,000	15,000	31,075	2,277	222	11,208	9,573	10,140	115,862	5,614	1,146	222,117
Surrey-Green Timbers	20,000	15,000	32,946	2,410	276	12,332	9,239	8,710	98,079	5,370	1,160	205,522
Surrey-Newton	20,000	15,000	30,060	3,408	301	12,467	9,870	10,780	115,427	5,247	1,305	223,865
Surrey-Panorama	20,000	15,000	23,443	2,379	408	6,712	9,234	11,340	126,410	6,840	1,306	223,072

Electoral district	District Electoral Officer wages	Deputy District Electoral Officer wages	Support staff salaries	Employer EI/CPP contributions	Travel	Office rent	General office	Voting place rental	Election official fees	Ballot printing	Voters list printing	Total expenses
	\$	\$	\$	\$	\$	\$	\$	\$	\$	\$	\$	\$
Surrey-Tynehead	20,000	15,000	25,732	2,890	332	8,630	7,875	9,608	123,411	5,859	1,309	220,646
Surrey-Whalley	20,000	15,000	29,477	2,813	278	12,587	10,404	10,570	123,482	5,492	1,716	231,819
Surrey-White Rock	20,000	15,000	29,127	2,478	140	19,093	5,306	13,010	146,035	6,889	2,078	259,156
Vancouver-Fairview	20,000	14,362	34,447	2,248	400	15,335	4,523	13,470	154,686	7,186	3,333	269,990
Vancouver-False Creek	20,000	15,000	30,189	2,492	201	22,427	4,117	13,440	138,341	5,737	3,936	255,880
Vancouver-Fraserview	20,000	13,312	31,480	2,195	204	9,170	8,674	11,260	145,260	6,839	3,384	251,778
Vancouver-Hastings	20,000	15,000	35,145	1,862	639	12,128	8,159	13,020	140,202	7,363	2,107	255,625
Vancouver-Kensington	20,000	15,000	22,474	2,161	172	14,495	7,092	11,950	116,899	6,350	1,777	218,370
Vancouver-Kingsway	20,000	15,000	37,025	4,175	252	14,636	7,907	11,240	124,072	6,227	1,931	242,465
Vancouver-Langara	20,000	15,000	31,438	2,833	623	7,829	9,138	12,580	149,076	5,737	2,741	256,995
Vancouver-Mount Pleasant	20,000	15,000	34,691	3,680	345	20,335	9,096	14,700	170,449	6,472	3,564	298,332
Vancouver-Point Grey	19,150	15,000	33,939	4,149	271	21,126	7,890	12,875	160,495	7,085	2,275	284,255
Vancouver-Quilchena	10,503	15,612	37,751	3,491	19,720	24,887	8,547	12,900	141,294	6,840	3,501	285,047
Vancouver-West End	18,750	15,027	46,368	2,938	15	13,050	13,254	13,290	159,783	6,227	8,024	296,726
Vernon-Monashee	20,000	15,000	26,253	2,448	313	6,123	6,739	15,320	148,469	7,820	2,567	251,052
Victoria-Beacon Hill	20,000	15,000	50,036	4,963	613	19,220	7,983	11,700	131,435	7,313	1,557	269,820
Victoria-Swan Lake	20,000	15,000	36,372	2,450	322	20,758	7,505	12,606	132,990	6,541	2,969	257,513
West Vancouver-Capilano	20,000	15,000	26,327	2,140	209	25,285	8,485	9,850	161,353	7,376	2,701	278,726
West Vancouver-Sea to Sky	20,000	30,000	35,490	4,318	2,319	28,168	15,441	10,210	128,534	6,456	2,733	283,669
Westside-Kelowna	20,000	15,000	33,902	2,528	1,296	10,594	6,865	15,690	175,727	6,989	3,686	292,277
Total \$	1,690,732	1,346,163	2,670,855	234,963	193,896	1,097,343	665,085	1,013,336	11,501,552	533,019	223,227	21,170,173

2009 Referendum on Electoral Reform expenses

Central office expenses	
Expense categories	Combined totals for fiscal years 2007/2008, 2008/2009 and 2009/2010
Salaries	\$7,327
Professional Services	22,275
Advertising & Publications	280,820
General Office Expenses	62,796
Travel	966
Training	159,773
Transfers - Referendum Opponent and Proponent Groups	1,000,000
Ballot Printing	69,268
Total	\$1,603,225
District electoral office expenses (election official fees and training)	
Total	\$518,301
Total referendum expenses	\$2,121,526
Total number of registered voters on General Voting Day	2,995,465
Cost per registered voter	\$0.71

Report of the Chief Electoral Officer
39th Provincial General Election
Referendum on Electoral Reform

Section 3

Campaign financing

Campaign financing

Introduction

Under the *Election Act*, financial agents for candidates, registered political parties represented by a candidate in an election and associated registered constituency associations are required to file election financing reports with the Chief Electoral Officer within 90 days after General Voting Day. Individuals and organizations that sponsor election advertising are required to register with Elections BC. Registered election advertising sponsors who sponsor election advertising with a value of \$500 or more are required to file election advertising disclosure reports within 90 days after General Voting Day.

Under the Electoral Reform Referendum Act 2009 Act Regulation, individuals and organizations that sponsored referendum advertising were required to register with Elections BC. They were also required to file a referendum advertising disclosure report if the value of referendum advertising sponsored between February 1, 2009 and the close of general voting on General Voting Day was \$500 or more. Financial agents for the referendum opponent and proponent groups were also required to submit a referendum financing report within 90 days after General Voting Day.

Following are summaries of the election financing reports, election advertising disclosure reports, referendum financing reports and referendum advertising disclosure reports received by Elections BC. The summaries reflect the financing reports as filed and do not include subsequent amendments. After filing, Elections BC staff review the reports for accuracy and completeness. The complete reports and any subsequent amendments are available for viewing on the Elections BC website for up to 10 years. Because Elections BC does not include cents in the summaries, there may be some small differences from the original reports due to rounding.

The filing deadline for the 39th Provincial General Election and 2009 Referendum on Electoral Reform was August 10, 2009. The Chief Electoral Officer granted two extensions to a candidate due to the illness of their financial agent. Six candidates filed during the late filing period (August 11 to September 9, 2009), which required payment of a \$500 fee. One additional candidate failed to file by the late filing deadline.

Election expenses limits

Due to legislative amendments, the 39th Provincial General Election was the first with two expenses limits: one for the 60 day pre-campaign period (February 13 to April 13, 2009) and another for the campaign period (April 14 to May 12, 2009). For candidates, the expenses limits were \$70,000 for each of the pre-campaign and campaign periods. Registered political parties were limited to \$1.1 million during the pre-campaign period and \$4.4 million during the campaign period, regardless of the number of candidates they endorsed.

Third party advertising limits

For election advertising sponsors, the expenses limit was \$3,000 in relation to a single electoral district and \$150,000 overall. These limits originally applied to the period beginning 60 days before the start of the campaign period and ending at close of voting on General Voting Day (February 13, 2009 to May 12, 2009). However, on March 30, 2009, the British Columbia Supreme Court ruled that the expenses limits did not apply to the 60 day pre-campaign period. Therefore, the spending limits for election advertising sponsors only applied to the campaign period itself.

Registered political parties

The election financing information in this report includes both the total inflows and total outflows for each registered political party which endorsed a candidate. Total inflows and total outflows may not be equal. This commonly occurs when assets held prior to a pre-campaign or campaign period are used, and therefore reported as election expenses but not as inflows. Differences also occur because the reporting periods are different for inflows and outflows.

Total inflows include income and loans received. Except for other income, total inflows are reported from January 1, 2009 to the close of voting on General Voting Day. Other income is miscellaneous income related to the election only.

Political contributions: an amount of money or the value of any property or services provided without compensation by way of donation, advance, deposit, discount or otherwise.

Transfers received: non-reciprocal receipts of money, goods or services from a registered constituency association or a candidate.

Fundraising income: the portion of income from fundraising functions that is not reported as political contributions.

Other income: income related to the election from miscellaneous sources.

Loans received: the original amount of loans received for election expenses. Some or all of the loan may have been repaid.

Total outflows are related to the pre-campaign and campaign periods only and are segregated as follows:

Election expenses subject to the 60 day pre-campaign period expenses limit: the value of property or services used during the 60 day pre-campaign period, by or on behalf of a registered political party, registered constituency association or a candidate to promote or oppose a registered political party or a candidate (e.g. advertising and campaign office expenses). The 60 day pre-campaign period was from February 13, 2009 to April 13, 2009. The *Election Act* limits the amount of election expenses a registered party or candidate can incur during this period.

Election expenses subject to the campaign period expenses limit: the value of property or services used during the campaign period, by or on behalf of a registered political party, registered constituency association or a candidate to promote or oppose a registered political party or a candidate (e.g. advertising and campaign office expenses). The campaign period was from April 14, 2009 to the close of general voting on May 12, 2009. The *Election Act* limits the amount of election expenses a registered party or candidate can incur during this period.

Election expenses not subject to the expenses limits: election expenses specifically excluded from the election expenses limits (e.g. audit fees). This type of expense is described in section 203 of the *Election Act*.

Other expenses: the value of goods and services used outside the campaign period but in relation to the election.

Transfers given: non-reciprocal provision of money, goods or services to a registered constituency association or a candidate.

Registered constituency associations

Registered constituency associations are prohibited from incurring election expenses, except on behalf of a nominee prior to that individual receiving their certificate of candidacy. All election expenses incurred on behalf of a nominee must be included in the candidate's election expenses. Therefore, constituency associations do not report any expenses in their election financing reports. The only outflows reported are transfers given between January 1, 2009 and General Voting Day. Total inflows include income and loans received. Income is from January 1, 2009 to the close of voting on General Voting Day.

Political contributions: an amount of money or the value of any property or services provided without compensation by way of donation, advance, deposit, discount or otherwise.

Transfers received: non-reciprocal receipts of money, goods or services from a registered political party, a candidate or another registered constituency association of the same registered political party.

Fundraising income: the portion of income from fundraising functions that is not reported as political contributions.

Loans received: the original amount of loans received for election expenses. Some or all of the loan may have been repaid.

The only outflows reported by registered constituency associations in election financing reports are:

Transfers given: non-reciprocal provision of money, goods or services to a registered political party, a candidate or another registered constituency association of the same registered political party.

Candidates

The election financing information for candidates in this report includes both the total inflows and outflows. Total inflows and total outflows may not be equal. This commonly occurs when items owned by a candidate prior to a pre-campaign or campaign period are used, and therefore reported as election expenses but not as inflows.

Political contributions: an amount of money or the value of any property or services provided without compensation by way of donation, advance, deposit, discount or otherwise.

Transfers received: non-reciprocal receipts of money, goods or services from a registered political party, registered constituency association or another candidate of the same registered political party.

Fundraising income: the portion of income from fundraising functions that is not reported as political contributions.

Other income: income related to the election from miscellaneous sources.

Loans received: the original amount of loans received for election expenses. Some or all of the loan may have been repaid.

Total outflows are segregated as follows:

Election expenses subject to the 60 day pre-campaign period expenses limit: the value of property or services used during the 60 day pre-campaign period, by or on behalf of a registered political party, registered constituency association or a candidate to promote or oppose a registered political party or a candidate (e.g. advertising and campaign office expenses). The 60 day pre-campaign period was from February 13, 2009 to April 13, 2009. The *Election Act* limits the amount of election expenses a registered party or candidate can incur during this period.

Election expenses subject to the campaign period expenses limit: the value of property or services used during the campaign period, by or on behalf of a registered political party, registered constituency association or a candidate to promote or oppose a registered political party or a candidate (e.g. advertising and campaign office expenses). The campaign period was from April 14, 2009 to the close of general voting on May 12, 2009. The *Election Act* limits the amount of election expenses a registered party or candidate can incur during this period.

Election expenses not subject to the expenses limits: election expenses specifically excluded from the election expenses limits (e.g. nomination deposits and audit fees). This type of expense is described in section 203 of the *Election Act*.

Other expenses: the value of goods and services used outside the campaign period but in relation to the election.

Transfers given: non-reciprocal provision of money, goods or services to a registered political party, registered constituency association or another candidate of the same registered political party.

Election advertising sponsors

The following definitions are relevant to election advertising sponsors:

Election advertising: the transmission, by any means, of an advertising message to the public that:

- is transmitted during the period that begins 60 days before a campaign period and ends at the close of general voting for the election, and
- promotes or opposes, directly or indirectly, a registered political party or the election of a candidate. This includes taking a position on an issue with which a candidate or registered political party is associated.

Election advertising does not include documents sent directly by a person or group to their members, employees or shareholders, or the transmission by an individual, on a non-commercial basis on the Internet, or by telephone or text messaging, of their personal political views.

Contributions: money provided to a sponsor of election advertising during the period beginning six months before an election is called and ending on General Voting Day.

Amount of sponsor's assets used: the value of the sponsor's assets used to pay for election advertising. This amount does not include contributions referred to above.

Total value of election advertising not subject to the spending limits: the market value of preparing and conducting election advertising outside the election campaign period.

Total value of election advertising subject to the spending limits: the market value of preparing and conducting election advertising during the election campaign period (April 14 to May 12, 2009).

All election advertising sponsors must be registered. Under section 244 of the *Election Act*, election advertising sponsors were not required to file a disclosure report if election advertising sponsored did not have a total value of \$500 or more.

The summaries of disclosure reports for election advertising sponsors who sponsored election advertising with a total value of \$500 or more in the 39th Provincial General Election are included in this report.

The following election advertising sponsors indicated that they did not sponsor election advertising with a value of \$500 or more:

Arrow Lakes Teachers' Association
BC Chamber of Commerce
BC Federation of Retired Union Members
BC Ferry and Marine Workers' Union
BC Library Trustees' Association
Bendickson, Donald
Binng, Surinder Singh

Birch, Brian
Briere, Vincent
British Columbia & Yukon Territory Building and Construction Trades Council
British Columbia Civil Liberties Association
British Columbia Library Association
British Columbia Real Estate Association (BCREA)
Brown's Bay Packing Co.
Burns Lake District Teachers' Union
Camosun College Students' Society
Campbell, Brian
Canadian Alliance for Social Justice and Family Values Association
Canadian Auto Workers, Local 2301
Canadian Cancer Society, BC & Yukon Division
Canadian Home Builders Association (Victoria)
Canadian Office and Professional Employees' Union, Local 15
Canadian Taxpayers Federation
Canadian Union of Postal Workers
Canadian Union of Public Employees
Canadian Union of Public Employees, Local 15, Vancouver Municipal Education and
Community Workers
Canadian Union of Public Employees, Local 2098, Boundary Schools
Canadian Union of Public Employees, Local 389
Canadian Union of Public Employees, Local 606, Mid Island School Employees
Central City Residents' Association
Central Coast Teachers' Association
Central Okanagan Teachers' Association
Chau, Phillip
Chen, Colin
Cheong, Addy
Citizens Concerned About Bill Bennett
Citizens for Clean Government
Citizens to Re-Elect Graham Bruce
Citywide Housing Coalition
Coalition for B.C. Referendum
Coast Forest Products Association
Community Advocates for Little Mountain
Comox Valley Association for Good Government
Compensation Employees' Union
Concerned Citizens for Cowichan Lodge
Consumer Advocacy and Support for Homeowners Society (CASH)
Council of Tourism Associations
Coy, John
Curry, Susan Gail
DTES Dialogue
DeCoste, Vince
Desmogblog Society of BC

Dick, William Francis
Douglas, Robert Grant
Douglass, William
ECIAD Students' Union Association
East Kootenay Regional Hospital Medical Staff
Ecojustice Canada Society
Elk Valley and South Country Health Care Coalition
Enough-is-Enough.ca
Esquimalt Firefighters Association
Evans, Darrell
Federation of Oceanside Residents' Associations
Federation of Post-Secondary Educators of BC
Ferne District Teachers' Association
First Dollar Alliance Society
Gagne, Teresa
Gakhal, Satwinder
Gogolek, Vincent
Gold Trail Teachers' Association
Golden Teachers' Association
Gulf Island Teachers' Association
Hartford Logging Ltd.
Hay, Nancy
Health Sciences Association of British Columbia
Heaney, John
Holland, Lorne
Howe Sound Teachers' Association
Industrial Wood & Allied Workers, Local 1-85
Inlet Navigation (1985) Ltd.
International Association of Heat and Frost Insulators and Allied Workers, Local 118
International Brotherhood of Electrical Workers Local 230
International Union of Painters and Allied Trades, District 38
Istvanffy, Nicholas
Johannesen, Joel
Kamloops & District Labour Council
Kamloops Health Coalition
Kaviani, Nikon
Kelowna Citizens for Public Power
Ketz Pacific Construction
Kitimat District Teachers' Association
Komnenic, Mladen
Kueber, Mary
Lake Cowichan Teachers' Association
Le Rudulier, Tristan
Logan, Deirdre Michelle
Lytton Taxpayer Group
MacFarlane, Ron

Malaspina Communities for Public Power
Malaspina Students' Union Society
Maple Ridge Teachers' Association
Martinot, Michael
Mid-Island Health Coalition
Mining Association of British Columbia
Mothers Against Power Poles
North Island Rockpro Inc.
North Okanagan Shuswap Teachers' Association
North Vancouver Teachers' Association
Northern BC Construction Association
Oceanside Coalition for Strong Communities
Odd Eidsvik Ltd.
Okanagan College Students' Union
Okanagan Residents for Prosperity
Peace River North Teachers' Association
Peace River South Teachers' Association
Peretz Centre for Secular Jewish Culture
Persons with AIDS Society of British Columbia
Pivot Legal Society
Port Alberni & District Labour Council
Poverty is Priority Team
Public Compensation Coalition
Pulp, Paper and Woodworkers of Canada
Quinsam Coal Corporation
Raincoast Conservation Society
Rally for BC Political Alternatives
Rasi, Allan
Renters at Risk
Renters Fight Back
Roscovich, Twyla
Ross, David
Saluja, Pushpinder Singh
Sandborn, Thomas Oates
Scott, Kevin
Seifred, Barbara
Selkirk College Students' Union
Sheet Metal Workers International Association, Local 276
Simons, Paris
Society of the Douglas Students' Union
South Okanagan Similkameen Teachers' Union
Squamish and District Labour Committee
Steelworkers Local 1-85
Stikine Teachers' Association

Students' Unions of Vancouver Community College
Sunshine Coast Teachers' Association
Swain, Catherine Alice
Telecommunications Workers Union
Telford, Ray
Terrace Yacht Club
The Brothers' Trust
The Graduate Student Society at Simon Fraser University
Toxic Free Canada
Unite Here Local 40
United Steelworkers, Local 1-1937
Unity Business Machines Ltd
University of Victoria Students' Society
VCC Students' Union Broadway Campus
VCC Students' Union Downtown (City Centre) Campus
Vancouver Island Building & Construction Trades Council
Vancouver Island Strata Owners Association
Vancouver Island West Teachers' Union
Victoria Labour Council
Waddell, Jolene Rochelle
Watts, Ralph
Wavemaster Net Services Ltd.
West Vancouver Teachers' Association
Westcoast Child Care Resource Centre
Windermere Teachers' Association
Wouda, Philip
Zanette, Paul

The following sponsors did not file disclosure reports, and as they were registered prior to 2009 and no election advertising has come to our attention, Elections BC has assumed that they did not sponsor election advertising with a value of \$500 or more:

Audia, Bernard
Concerned Leaders of B.C.'s High Tech and Biotech Industries
Dorey, Jim
Langara Students' Union Association
Moiseiwitsch, Carel
Murray, Gordon
Nelson, Craig
Olson, Jason
Samuel, Stephen

Registered referendum advertising sponsors

The following definitions are relevant to referendum advertising sponsors:

Referendum advertising: advertising used during the referendum campaign period (February 1, 2009 to the close of voting on General Voting Day) to promote or oppose, directly or indirectly, a specific response in voting in the referendum. Referendum advertising does not include documents sent directly by a person or group to their members, employees or shareholders, or the transmission by an individual, on a non-commercial basis on the Internet, or by telephone or text messaging, of their personal views respecting the referendum.

Contributions: money provided to a sponsor of referendum advertising during the referendum campaign period.

Amount of sponsor's assets used: the value of the sponsor's assets used to pay for referendum advertising. This amount does not include contributions referred to above.

Total value of referendum advertising sponsored: the value of the sponsor's assets used to pay for referendum advertising. This amount does not include contributions referred to above.

Registered referendum advertising sponsors are not required to file a disclosure report if, during the referendum campaign period, the referendum advertising sponsored did not have a total value of \$500 or more. Summaries of disclosure reports for referendum advertising sponsors who sponsored referendum advertising with a total value of \$500 or more are included in this report.

The following referendum advertising sponsors indicated that they did not sponsor referendum advertising with a value of \$500 or more:

British Columbia Citizens' Assembly Alumni
Canadian Taxpayers Federation
Committee for Voting Equity in BC
Fair Voting Burnaby/New Westminster
Fraser STV Group
Hoffman, Sandra
Meichsner, Neil
Pender Island for STV Campaign
Wouda, Philip

Referendum opponent and proponent groups

The following definitions are relevant to the referendum opponent and proponent groups:

Public funds: money provided by Elections BC to the opponent and proponent groups to be used for the purposes of opposing or supporting the single transferable vote electoral system.

Contributions: generally, an amount of money or the value of any property or services provided without compensation by way of donation, advance, deposit, discount or otherwise to a proponent or opponent group during the referendum campaign period and in relation to the referendum.

Referendum expenses: generally, the value of property or services used during the referendum campaign period to promote or oppose, directly or indirectly, the FPTP or BC-STV electoral system.

Other expenses: the value of goods and services used in relation to the referendum, but which do not meet the definition of referendum expense.

Registered political parties

Registered political party	BC NDP NDP	BC Refederation Party REFD	British Columbia Conservative Party CP
	\$	\$	\$
Inflows			
Political contributions			
Individuals	2,835,100	5,480	14,591
Corporations	221,530	-	150
Unincorporated business/commercial organizations	17,066	-	-
Trade unions	2,047,382	-	-
Non-profit organizations	9,600	-	-
Other identifiable contributors	1,085	-	-
Anonymous contributions	4,025	200	-
Total political contributions	5,135,788	5,680	14,741
Transfers received	4,155	-	-
Fundraising income	142,412	-	-
Other income	71,871	-	-
Loans received	2,100,000	-	-
Total inflows	7,454,226	5,680	14,741
Outflows			
Election expenses subject to the 60 day pre-campaign period expenses limit	559,365	-	9,154
Election expenses subject to the campaign period expenses limit	3,090,258	2,780	7,312
Election expenses not subject to expenses limits	187,081	-	-
Other expenses	30,340	-	727
Transfers given	2,308,062	10,403	965
Total outflows	6,175,106	13,183	18,158

Registered political party	British Columbia Liberal Party LIB	British Columbia Libertarian Party LBN	British Columbia Marijuana Party BCM
	\$	\$	\$
Inflows			
Political contributions			
Individuals	1,903,034	1,893	550
Corporations	5,970,924	-	-
Unincorporated business/commercial organizations	650,824	-	-
Trade unions	24,120	-	-
Non-profit organizations	-	-	-
Other identifiable contributors	529,163	-	-
Anonymous contributions	10,000	-	-
Total political contributions	9,088,065	1,893	550
Transfers received	215,872	-	-
Fundraising income	205,518	-	-
Other income	-	-	-
Loans received	5,000,000	-	10,000
Total inflows	14,509,455	1,893	10,550
Outflows			
Election expenses subject to the 60 day pre-campaign period expenses limit	1,004,148	-	-
Election expenses subject to the campaign period expenses limit	4,178,773	-	-
Election expenses not subject to expenses limits	670,837	-	550
Other expenses	111,047	-	-
Transfers given	6,151,899	1,893	-
Total outflows	12,116,704	1,893	550

Registered political party	Communist Party of BC COMM	Green Party Political Association of British Columbia GP	Nation Alliance Party NAP
	\$	\$	\$
Inflows			
Political contributions			
Individuals	2,945	88,768	-
Corporations	-	9,870	-
Unincorporated business/commercial organizations	-	-	-
Trade unions	-	-	-
Non-profit organizations	-	-	-
Other identifiable contributors	-	-	-
Anonymous contributions	-	-	-
Total political contributions	2,945	98,638	-
Transfers received	-	7,002	-
Fundraising income	-	-	-
Other income	-	92	-
Loans received	-	-	-
Total inflows	2,945	105,732	-
Outflows			
Election expenses subject to the 60 day pre-campaign period expenses limit	-	36,360	-
Election expenses subject to the campaign period expenses limit	-	39,119	-
Election expenses not subject to expenses limits	-	5,115	-
Other expenses	-	14,969	-
Transfers given	2,255	23,142	-
Total outflows	2,255	118,705	-

Registered political party	People's Front PF	Reform Party of British Columbia RP	The Sex Party SEX
	\$	\$	\$
Inflows			
Political contributions			
Individuals	-	1,250	750
Corporations	-	-	-
Unincorporated business/commercial organizations	-	-	-
Trade unions	-	-	-
Non-profit organizations	-	-	-
Other identifiable contributors	-	-	-
Anonymous contributions	-	-	-
Total political contributions	-	1,250	750
Transfers received	-	-	-
Fundraising income	-	-	-
Other income	-	-	-
Loans received	-	-	-
Total inflows	-	1,250	750
Outflows			
Election expenses subject to the 60 day pre-campaign period expenses limit	-	750	-
Election expenses subject to the campaign period expenses limit	-	1,241	-
Election expenses not subject to expenses limits	-	250	-
Other expenses	-	-	-
Transfers given	-	-	750
Total outflows	-	2,241	750

Registered political party	Western Canada Concept Party of BC WCC	Work Less Party of British Columbia WLP	Your Political Party of BC YPBC
	\$	\$	\$
Inflows			
Political contributions			
Individuals	835	-	1,255
Corporations	-	-	350
Unincorporated business/commercial organizations	-	-	-
Trade unions	-	-	-
Non-profit organizations	-	-	-
Other identifiable contributors	-	-	-
Anonymous contributions	-	-	-
Total political contributions	835	-	1,605
Transfers received	-	-	-
Fundraising income	-	7,700	-
Other income	-	486	-
Loans received	-	1,049	-
Total inflows	835	9,235	1,605
Outflows			
Election expenses subject to the 60 day pre-campaign period expenses limit	1,959	-	-
Election expenses subject to the campaign period expenses limit	369	2,299	657
Election expenses not subject to expenses limits	-	6,040	-
Other expenses	-	-	84
Transfers given	-	-	1,550
Total outflows	2,328	8,339	2,291

Registered constituency associations

Electoral district	Abbotsford-Mission (ABM)	Abbotsford South (ABS)	Abbotsford West (ABW)
Political party affiliation	NDP	NDP	NDP
	\$	\$	\$
Inflows			
Political contributions			
Individuals	-	100	-
Corporations	-	-	-
Unincorporated business/commercial organizations	-	-	-
Trade unions	-	-	-
Non-profit organizations	-	-	-
Other identifiable contributors	-	-	-
Anonymous contributions	-	-	-
Total political contributions	-	100	-
Transfers received	3,098	2,129	423
Fundraising income	-	-	-
Loans received	-	-	-
Total inflows	3,098	2,229	423
Transfers given	2,328	2,605	2,000

Electoral district	Alberni-Pacific Rim (APR)	Boundary-Similkameen (BDS)	Burnaby-Deer Lake (BND)
Political party affiliation	NDP	NDP	NDP
	\$	\$	\$
Inflows			
Political contributions			
Individuals	-	-	-
Corporations	-	-	-
Unincorporated business/commercial organizations	-	-	-
Trade unions	-	-	-
Non-profit organizations	-	-	-
Other identifiable contributors	-	-	-
Anonymous contributions	-	-	-
Total political contributions	-	-	-
Transfers received	6,110	10,887	14,249
Fundraising income	-	-	-
Loans received	-	-	-
Total inflows	6,110	10,887	14,249
Transfers given	10,000	-	20,600

Electoral district	Burnaby-Edmonds (BNE)	Burnaby-Lougheed (BNL)	Burnaby North (BNN)
Political party affiliation	NDP	NDP	NDP
	\$	\$	\$
Inflows			
Political contributions			
Individuals	-	-	-
Corporations	-	-	-
Unincorporated business/commercial organizations	-	-	-
Trade unions	-	-	-
Non-profit organizations	-	-	-
Other identifiable contributors	-	-	-
Anonymous contributions	-	-	-
Total political contributions	-	-	-
Transfers received	5,358	12,557	4,180
Fundraising income	-	-	-
Loans received	-	-	-
Total inflows	5,358	12,557	4,180
Transfers given	25,000	15,000	18,832

Electoral district	Cariboo-Chilcotin (CBC)	Cariboo North (CBN)	Chilliwack (CHC)
Political party affiliation	NDP	NDP	NDP
	\$	\$	\$
Inflows			
Political contributions			
Individuals	28	-	296
Corporations	-	-	-
Unincorporated business/commercial organizations	-	-	-
Trade unions	-	-	-
Non-profit organizations	-	-	-
Other identifiable contributors	-	-	-
Anonymous contributions	-	-	-
Total political contributions	28	-	296
Transfers received	11,602	7,835	-
Fundraising income	-	-	-
Loans received	15,000	-	-
Total inflows	26,630	7,835	296
Transfers given	27,015	22,500	3,600

Electoral district	Chilliwack-Hope (CHH)	Columbia River-Revelstoke (CLR)	Comox Valley (CMX)	
Political party affiliation	NDP \$	NDP \$	GP \$	NDP \$
Inflows				
Political contributions				
Individuals	-	-	2,030	-
Corporations	-	-	-	-
Unincorporated business/commercial organizations	-	-	-	-
Trade unions	-	-	-	-
Non-profit organizations	-	-	-	-
Other identifiable contributors	-	-	-	-
Anonymous contributions	-	-	-	-
Total political contributions	-	-	2,030	-
Transfers received	-	2,864	-	7,765
Fundraising income	-	-	-	-
Loans received	-	-	-	-
Total inflows	-	2,864	2,030	7,765
Transfers given	-	17,871	1,200	71,000

Electoral district	Coquitlam-Burke Mountain (CQB)	Coquitlam-Maillardville (CQM)	Cowichan Valley (CWV)	
Political party affiliation	NDP \$	NDP \$	NDP \$	
Inflows				
Political contributions				
Individuals	-	-	-	-
Corporations	-	-	-	-
Unincorporated business/commercial organizations	-	-	-	-
Trade unions	-	-	-	-
Non-profit organizations	-	-	-	-
Other identifiable contributors	-	-	-	-
Anonymous contributions	-	-	-	-
Total political contributions	-	-	-	-
Transfers received	128	8,233	-	4,244
Fundraising income	-	-	-	-
Loans received	-	-	-	-
Total inflows	128	8,233	-	4,244
Transfers given	9,065	18,505	-	24,000

Electoral district	Delta North (DLN)	Delta South (DLS)	Esquimalt-Royal Roads (ESR)	
Political party affiliation	NDP \$	NDP \$	GP \$	NDP \$
Inflows				
Political contributions				
Individuals	-	-	10,340	-
Corporations	-	-	500	-
Unincorporated business/commercial organizations	-	-	-	-
Trade unions	-	-	-	-
Non-profit organizations	-	-	-	-
Other identifiable contributors	-	-	-	-
Anonymous contributions	-	-	-	-
Total political contributions	-	-	10,840	-
Transfers received	6,144	5,233	-	7,491
Fundraising income	-	-	-	-
Loans received	-	-	-	-
Total inflows	6,144	5,233	10,840	7,491
Transfers given	19,659	8,501	10,335	21,999

Electoral district	Fort Langley-Aldergrove (FLA)	Fraser-Nicola (FRN)	Juan de Fuca (JDF)	
Political party affiliation	NDP \$	NDP \$	NDP \$	NDP \$
Inflows				
Political contributions				
Individuals	-	-	-	-
Corporations	-	-	-	-
Unincorporated business/commercial organizations	-	-	-	-
Trade unions	-	-	-	-
Non-profit organizations	-	-	-	-
Other identifiable contributors	-	-	-	-
Anonymous contributions	-	-	-	-
Total political contributions	-	-	-	-
Transfers received	3,136	3,612	-	2,723
Fundraising income	-	-	-	-
Loans received	3,400	15,000	-	5,000
Total inflows	6,536	18,612	-	7,723
Transfers given	13,400	17,522	-	24,280

Electoral district	Kamloops-North Thompson (KAN)	Kamloops-South Thompson (KAS)	Kelowna-Lake Country (KLM)
Political party affiliation	NDP	NDP	NDP
	\$	\$	\$
Inflows			
Political contributions			
Individuals	-	-	-
Corporations	-	-	-
Unincorporated business/commercial organizations	-	-	-
Trade unions	-	-	-
Non-profit organizations	-	-	-
Other identifiable contributors	-	-	-
Anonymous contributions	-	-	-
Total political contributions	-	-	-
Transfers received	2,990	1,858	1,191
Fundraising income	-	-	-
Loans received	25,000	25,000	-
Total inflows	27,990	26,858	1,191
Transfers given	27,814	5,070	5,500

Electoral district	Kelowna-Mission (KMI)	Kootenay East (KOE)	Kootenay West (KOW)
Political party affiliation	NDP	NDP	NDP
	\$	\$	\$
Inflows			
Political contributions			
Individuals	-	-	-
Corporations	-	-	-
Unincorporated business/commercial organizations	-	-	-
Trade unions	-	-	-
Non-profit organizations	-	-	-
Other identifiable contributors	-	-	-
Anonymous contributions	-	-	-
Total political contributions	-	-	-
Transfers received	7,426	12,102	3,848
Fundraising income	-	-	-
Loans received	-	-	-
Total inflows	7,426	12,102	3,848
Transfers given	11,450	9,000	31,800

Electoral district	Langley (LLY)	Maple Ridge-Mission (MRM)	Maple Ridge-Pitt Meadows (MRP)
Political party affiliation	NDP	NDP	NDP
	\$	\$	\$
Inflows			
Political contributions			
Individuals	-	-	-
Corporations	-	-	-
Unincorporated business/commercial organizations	-	-	-
Trade unions	-	-	-
Non-profit organizations	-	-	-
Other identifiable contributors	-	-	-
Anonymous contributions	-	-	-
Total political contributions	-	-	-
Transfers received	1,878	8,459	18,400
Fundraising income	-	-	-
Loans received	-	30,000	10,000
Total inflows	1,878	38,459	28,400
Transfers given	5,900	25,500	26,000

Electoral district	Nanaimo (NAN)	Nanaimo-North Cowichan (NCW)	Nechako Lakes (NEC)
Political party affiliation	NDP	NDP	GP
	\$	\$	\$
Inflows			
Political contributions			
Individuals	-	-	-
Corporations	-	-	-
Unincorporated business/commercial organizations	-	-	-
Trade unions	-	-	-
Non-profit organizations	-	-	-
Other identifiable contributors	-	-	-
Anonymous contributions	-	-	-
Total political contributions	-	-	-
Transfers received	11,483	3,220	2,936
Fundraising income	-	-	-
Loans received	-	-	-
Total inflows	11,483	3,220	2,936
Transfers given	14,095	37,573	2,000

Electoral district	Nelson-Creston (NEL)		New Westminster (NEW)	North Coast (NOC)
	NDP	GP	NDP	NDP
Political party affiliation	\$	\$	\$	\$
Inflows				
Political contributions				
Individuals	-	1,140	-	-
Corporations	-	-	-	-
Unincorporated business/commercial organizations	-	-	-	-
Trade unions	-	-	-	-
Non-profit organizations	-	-	-	-
Other identifiable contributors	-	-	-	-
Anonymous contributions	-	-	-	-
Total political contributions	-	1,140	-	-
Transfers received	11,902	-	4,952	3,184
Fundraising income	-	-	-	-
Loans received	20,000	-	-	20,000
Total inflows	31,902	1,140	4,952	23,184
Transfers given	20,000	3,750	35,000	32,000

Electoral district	North Island (NOI)	North Vancouver-Lonsdale (NVL)	North Vancouver-Seymour (NVS)
	NDP	NDP	NDP
Political party affiliation	\$	\$	\$
Inflows			
Political contributions			
Individuals	-	-	-
Corporations	-	-	-
Unincorporated business/commercial organizations	-	-	-
Trade unions	-	-	-
Non-profit organizations	-	-	-
Other identifiable contributors	-	-	-
Anonymous contributions	-	-	-
Total political contributions	-	-	-
Transfers received	12,272	4,983	1,518
Fundraising income	-	-	-
Loans received	-	-	-
Total inflows	12,272	4,983	1,518
Transfers given	49,794	23,500	11,000

Electoral district	Oak Bay-Gordon Head (OBG)	Parksville-Qualicum (PAQ)	Peace River North (PCN)
Political party affiliation	NDP	NDP	NDP
	\$	\$	\$
Inflows			
Political contributions			
Individuals	-	-	-
Corporations	-	-	-
Unincorporated business/commercial organizations	-	-	-
Trade unions	-	-	-
Non-profit organizations	-	-	-
Other identifiable contributors	-	-	-
Anonymous contributions	-	-	-
Total political contributions	-	-	-
Transfers received	9,376	1,858	-
Fundraising income	-	-	-
Loans received	-	-	-
Total inflows	9,376	1,858	-
Transfers given	20,000	16,749	3,550

Electoral district	Peace River South (PCS)	Penticton (PEN)	Port Coquitlam (POC)
Political party affiliation	NDP	NDP	NDP
	\$	\$	\$
Inflows			
Political contributions			
Individuals	-	-	268
Corporations	-	-	-
Unincorporated business/commercial organizations	-	-	-
Trade unions	-	-	-
Non-profit organizations	-	-	-
Other identifiable contributors	-	-	-
Anonymous contributions	-	-	-
Total political contributions	-	-	268
Transfers received	1,875	4,865	6,894
Fundraising income	-	-	-
Loans received	-	-	29,377
Total inflows	1,875	4,865	36,539
Transfers given	-	10,946	20,060

Electoral district	Port Moody-Coquitlam (POM)	Powell River-Sunshine Coast (POR)	Prince George-Mackenzie (PRM)
Political party affiliation	NDP	NDP	NDP
	\$	\$	\$
Inflows			
Political contributions			
Individuals	-	-	-
Corporations	-	-	-
Unincorporated business/commercial organizations	-	-	-
Trade unions	-	-	-
Non-profit organizations	-	-	-
Other identifiable contributors	-	-	-
Anonymous contributions	-	-	-
Total political contributions	-	-	-
Transfers received	8,792	13,358	3,844
Fundraising income	-	-	-
Loans received	-	20,000	-
Total inflows	8,792	33,358	3,844
Transfers given	10,201	45,819	26,769

Electoral district	Prince George-Valemont (PRV)	Richmond Centre (RCC)	Richmond East (RCE)
Political party affiliation	NDP	NDP	NDP
	\$	\$	\$
Inflows			
Political contributions			
Individuals	-	-	-
Corporations	-	-	-
Unincorporated business/commercial organizations	-	-	-
Trade unions	-	-	-
Non-profit organizations	-	-	-
Other identifiable contributors	-	-	-
Anonymous contributions	-	-	-
Total political contributions	-	-	-
Transfers received	6,471	1,162	133
Fundraising income	-	-	-
Loans received	-	-	-
Total inflows	6,471	1,162	133
Transfers given	16,000	7,800	3,100

Electoral district	Richmond-Steveston (RCS)	Saanich North and the Islands (SAN)	Saanich South (SAS)
Political party affiliation	NDP	NDP	NDP
	\$	\$	\$
Inflows			
Political contributions			
Individuals	-	-	-
Corporations	-	-	-
Unincorporated business/commercial organizations	-	-	-
Trade unions	-	-	-
Non-profit organizations	-	-	-
Other identifiable contributors	-	-	-
Anonymous contributions	-	-	-
Total political contributions	-	-	-
Transfers received	1,355	3,264	8,108
Fundraising income	-	-	-
Loans received	-	-	-
Total inflows	1,355	3,264	8,108
Transfers given	5,100	36,307	21,506

Electoral district	Shuswap (SHU)	Skeena (SKE)	Stikine (SKN)
Political party affiliation	CP	NDP	NDP
	\$	\$	\$
Inflows			
Political contributions			
Individuals	1,875	-	-
Corporations	-	-	-
Unincorporated business/commercial organizations	-	-	-
Trade unions	-	-	-
Non-profit organizations	-	-	-
Other identifiable contributors	-	-	-
Anonymous contributions	354	-	-
Total political contributions	2,229	-	-
Transfers received	-	18,197	21,739
Fundraising income	-	-	-
Loans received	-	10,000	-
Total inflows	2,229	28,197	21,739
Transfers given	6,408	30,090	9,796

Electoral district	Surrey-Cloverdale (SRC)	Surrey-Fleetwood (SRF)	Surrey-Green Timbers (SRG)
Political party affiliation	NDP	NDP	NDP
	\$	\$	\$
Inflows			
Political contributions			
Individuals	-	-	-
Corporations	-	-	-
Unincorporated business/commercial organizations	-	-	-
Trade unions	-	-	-
Non-profit organizations	-	-	-
Other identifiable contributors	-	-	-
Anonymous contributions	-	-	-
Total political contributions	-	-	-
Transfers received	1,825	37,362	3,295
Fundraising income	-	-	-
Loans received	-	-	-
Total inflows	1,825	37,362	3,295
Transfers given	2,600	43,600	26,875

Electoral district	Surrey-Newton (SRN)	Surrey-Panorama (SRP)	Surrey-Tynehead (SRT)
Political party affiliation	NDP	NDP	NDP
	\$	\$	\$
Inflows			
Political contributions			
Individuals	-	-	-
Corporations	-	-	-
Unincorporated business/commercial organizations	-	-	-
Trade unions	-	-	-
Non-profit organizations	-	-	-
Other identifiable contributors	-	-	-
Anonymous contributions	-	-	-
Total political contributions	-	-	-
Transfers received	26,515	6,379	9,193
Fundraising income	-	-	-
Loans received	-	-	9,500
Total inflows	26,515	6,379	18,693
Transfers given	6,132	6,049	15,414

Electoral district	Surrey-Whalley (SWH)	Surrey-White Rock (SWR)	Vancouver-Fairview (VFA)
Political party affiliation	NDP	NDP	NDP
	\$	\$	\$
Inflows			
Political contributions			
Individuals	-	-	20
Corporations	-	-	-
Unincorporated business/commercial organizations	-	-	-
Trade unions	-	-	-
Non-profit organizations	-	-	-
Other identifiable contributors	-	-	-
Anonymous contributions	-	-	-
Total political contributions	-	-	20
Transfers received	6,473	13,223	7,160
Fundraising income	-	-	-
Loans received	-	-	8,000
Total inflows	6,473	13,223	15,180
Transfers given	5,000	10,000	-

Electoral district	Vancouver-False Creek (VFC)	Vancouver-Fraserview (VFV)	Vancouver-Hastings (VHA)
Political party affiliation	NDP	NDP	NDP
	\$	\$	\$
Inflows			
Political contributions			
Individuals	-	-	-
Corporations	-	-	-
Unincorporated business/commercial organizations	-	-	-
Trade unions	-	-	-
Non-profit organizations	-	-	-
Other identifiable contributors	-	-	-
Anonymous contributions	-	-	-
Total political contributions	-	-	-
Transfers received	5,396	-	9,899
Fundraising income	-	-	-
Loans received	10,000	3,652	29,900
Total inflows	15,396	3,652	39,799
Transfers given	5,650	-	44,466

Electoral district	Vancouver-Kensington (VKE)	Vancouver-Kingsway (VKI)	Vancouver-Langara (VLA)
Political party affiliation	NDP	NDP	NDP
	\$	\$	\$
Inflows			
Political contributions			
Individuals	-	-	-
Corporations	-	-	-
Unincorporated business/commercial organizations	-	-	-
Trade unions	-	-	-
Non-profit organizations	-	-	-
Other identifiable contributors	-	-	-
Anonymous contributions	-	-	-
Total political contributions	-	-	-
Transfers received	8,146	10,096	3,315
Fundraising income	-	-	-
Loans received	30,000	27,000	2,983
Total inflows	38,146	37,096	6,298
Transfers given	17,156	20,096	3,869

Electoral district	Vancouver-Mount Pleasant (VMP)	Vancouver-Point Grey (VNP)	Vancouver-Quilchena (VNQ)
Political party affiliation	NDP	NDP	NDP
	\$	\$	\$
Inflows			
Political contributions			
Individuals	-	-	-
Corporations	-	-	-
Unincorporated business/commercial organizations	-	-	-
Trade unions	-	-	-
Non-profit organizations	-	-	-
Other identifiable contributors	-	-	-
Anonymous contributions	-	-	-
Total political contributions	-	-	-
Transfers received	540	7,177	841
Fundraising income	-	-	-
Loans received	-	-	-
Total inflows	540	7,177	841
Transfers given	25,339	-	8,711

Electoral district	Vancouver-West End (VNW)	Vernon-Monashee (VRM)	Victoria-Beacon Hill (VTB)
Political party affiliation	NDP	NDP	NDP
	\$	\$	\$
Inflows			
Political contributions			
Individuals	-	-	-
Corporations	-	-	-
Unincorporated business/commercial organizations	-	-	-
Trade unions	-	-	-
Non-profit organizations	-	-	-
Other identifiable contributors	-	-	-
Anonymous contributions	-	-	-
Total political contributions	-	-	-
Transfers received	5,093	2,465	2,267
Fundraising income	-	-	-
Loans received	24,500	-	-
Total inflows	29,593	2,465	2,267
Transfers given	25,150	9,595	64,200

Electoral district	Victoria-Swan Lake (VTS)	West Vancouver-Capilano (WCA)	West Vancouver-Sea to Sky (WSS)
Political party affiliation	NDP	NDP	NDP
	\$	\$	\$
Inflows			
Political contributions			
Individuals	-	-	-
Corporations	-	-	-
Unincorporated business/commercial organizations	-	-	-
Trade unions	-	-	-
Non-profit organizations	-	-	-
Other identifiable contributors	-	-	-
Anonymous contributions	-	-	-
Total political contributions	-	-	-
Transfers received	20,059	1,673	-
Fundraising income	-	-	-
Loans received	16,605	-	-
Total inflows	36,664	1,673	-
Transfers given	40,900	7,000	5,437

Electoral district	Westside-Kelowna (WTK)
Political party affiliation	NDP
	\$
Inflows	
Political contributions	
Individuals	-
Corporations	-
Unincorporated business/commercial organizations	-
Trade unions	-
Non-profit organizations	-
Other identifiable contributors	-
Anonymous contributions	-
Total political contributions	-
Transfers received	1,515
Fundraising income	-
Loans received	-
Total inflows	1,515
Transfers given	8,000

Candidates

Abbotsford-Mission (ABM) Electoral District

Candidate	Randy Hawes LIB	Lynn Perrin NDP	Bill Walsh GP
	\$	\$	\$
Inflows			
Political contributions			
Individuals	21,137	900	283
Corporations	18,198	-	-
Unincorporated businesses/commercial organizations	300	-	-
Trade unions	-	-	-
Non-profit organizations	-	-	-
Other identifiable contributors	-	-	-
Anonymous contributions	-	-	-
Total political contributions	39,635	900	283
Transfers received	58,455	3,635	100
Fundraising income	-	-	-
Other income	250	-	-
Loans received	-	-	-
Total inflows	98,340	4,535	383
Outflows			
Election expenses subject to the 60 day pre-campaign period expenses limit	22,634	-	-
Election expenses subject to the campaign period expenses limit	47,705	3,652	34
Election expenses not subject to expenses limits	4,175	1,316	322
Other expenses	3,741	-	-
Transfers given	5,000	-	-
Total outflows	83,255	4,968	356

Abbotsford South (ABS) Electoral District

Candidate	Daniel Stephen Bryce GP	Gurcharan Dhaliwal CP	Tim Lee Felger IND	Bonnie Jasiver Rai NDP	John van Dongen LIB
	\$	\$	\$	\$	\$
Inflows					
Political contributions					
Individuals	886	6,000	-	-	8,735
Corporations	-	-	-	-	13,050
Unincorporated businesses/commercial organizations	-	-	-	-	6,000
Trade unions	-	-	-	-	-
Non-profit organizations	-	-	-	-	-
Other identifiable contributors	-	-	-	-	-
Anonymous contributions	-	-	-	-	-
Total political contributions	886	6,000	-	-	27,785
Transfers received	-	-	-	5,345	37,245
Fundraising income	-	-	-	-	-
Other income	-	-	-	-	-
Loans received	-	-	-	-	-
Total inflows	886	6,000	-	5,345	65,030
Outflows					
Election expenses subject to the 60 day pre-campaign period expenses limit	-	-	-	-	2,624
Election expenses subject to the campaign period expenses limit	630	9,399	-	4,685	35,927
Election expenses not subject to expenses limits	256	-	250	-	2,888
Other expenses	-	-	-	-	1,800
Transfers given	-	-	-	655	-
Total outflows	886	9,399	250	5,340	43,239

Abbotsford West (ABW) Electoral District

Candidate	Dalbir Benipal CP	Michael G. de Jong LIB	Karen Marie Durant GP	Taranjit Purewal NDP
	\$	\$	\$	\$
Inflows				
Political contributions				
Individuals	3,200	8,005	250	550
Corporations	6,500	22,870	-	-
Unincorporated businesses/commercial organizations	-	4,000	-	-
Trade unions	-	-	-	-
Non-profit organizations	-	-	-	-
Other identifiable contributors	-	-	340	-
Anonymous contributions	-	-	-	-
Total political contributions	9,700	34,875	590	550
Transfers received	-	12,317	-	8,330
Fundraising income	-	-	-	-
Other income	-	250	-	-
Loans received	-	6,948	-	-
Total inflows	9,700	54,390	590	8,880
Outflows				
Election expenses subject to the 60 day pre-campaign period expenses limit	-	5,889	551	-
Election expenses subject to the campaign period expenses limit	12,036	30,630	-	7,456
Election expenses not subject to expenses limits	-	4,867	-	-
Other expenses	-	-	-	-
Transfers given	-	6,056	-	1,425
Total outflows	12,036	47,442	551	8,881

Alberni-Pacific Rim (APR) Electoral District

Candidate	Scott Kenneth Fraser NDP	Dallas Kenneth Jack Hills REFD	Paul Musgrave GP	Dianne St. Jacques LIB
	\$	\$	\$	\$
Inflows				
Political contributions				
Individuals	415	-	-	30,701
Corporations	-	-	-	24,530
Unincorporated businesses/commercial organizations	-	-	-	3,900
Trade unions	16,020	-	-	-
Non-profit organizations	-	-	-	-
Other identifiable contributors	-	-	-	-
Anonymous contributions	-	-	-	141
Total political contributions	16,435	-	-	59,272
Transfers received	29,176	1,260	350	56,538
Fundraising income	-	-	-	-
Other income	-	-	-	250
Loans received	-	-	-	-
Total inflows	45,611	1,260	350	116,060
Outflows				
Election expenses subject to the 60 day pre-campaign period expenses limit	4,636	-	-	29,780
Election expenses subject to the campaign period expenses limit	38,040	1,256	100	41,557
Election expenses not subject to expenses limits	1,575	-	250	250
Other expenses	843	-	-	4,868
Transfers given	-	-	-	37,597
Total outflows	45,094	1,256	350	114,052

Boundary-Similkameen (BDS) Electoral District

Candidate	Joe Cardoso CP	Bob Grieve GP	Lakhvinder Jhaj NDP	John Slater LIB
	\$	\$	\$	\$
Inflows				
Political contributions				
Individuals	10,898	1,275	-	12,279
Corporations	6,952	-	-	32,750
Unincorporated businesses/commercial organizations	100	-	-	-
Trade unions	-	-	-	-
Non-profit organizations	-	-	-	-
Other identifiable contributors	-	258	-	475
Anonymous contributions	-	-	-	-
Total political contributions	17,950	1,533	-	45,504
Transfers received	-	-	47,208	54,074
Fundraising income	-	-	-	-
Other income	250	-	-	250
Loans received	1,500	-	3,805	-
Total inflows	19,700	1,533	51,013	99,828
Outflows				
Election expenses subject to the 60 day pre-campaign period expenses limit	1,821	-	-	6,339
Election expenses subject to the campaign period expenses limit	15,312	3,048	50,834	62,206
Election expenses not subject to expenses limits	2,846	-	250	3,804
Other expenses	248	-	-	3,459
Transfers given	-	-	-	-
Total outflows	20,227	3,048	51,084	75,808

Burnaby-Deer Lake (BND) Electoral District

Candidate	Kathy Corrigan NDP	G. Bruce Friesen GP	John Nurany LIB
	\$	\$	\$
Inflows			
Political contributions			
Individuals	993	1,395	6,250
Corporations	4,000	-	16,500
Unincorporated businesses/commercial organizations	-	-	350
Trade unions	28,595	-	-
Non-profit organizations	-	-	1,000
Other identifiable contributors	550	-	-
Anonymous contributions	-	-	-
Total political contributions	34,138	1,395	24,100
Transfers received	57,816	236	89,039
Fundraising income	-	-	-
Other income	-	135	-
Loans received	-	1,821	-
Total inflows	91,954	3,587	113,139
Outflows			
Election expenses subject to the 60 day pre-campaign period expenses limit	30,572	261	38,561
Election expenses subject to the campaign period expenses limit	51,674	1,505	62,355
Election expenses not subject to expenses limits	250	-	2,520
Other expenses	732	-	2,980
Transfers given	-	-	-
Total outflows	83,228	1,766	106,416

Burnaby-Edmonds (BNE) Electoral District

Candidate	Dan Cancade LBN	Raj Chouhan NDP	Carrie McLaren GP	Lee Alexander Rankin LIB
	\$	\$	\$	\$
Inflows				
Political contributions				
Individuals	-	-	283	3,439
Corporations	-	-	-	500
Unincorporated businesses/commercial organizations	-	-	-	-
Trade unions	-	6,573	-	-
Non-profit organizations	-	-	-	-
Other identifiable contributors	-	-	-	-
Anonymous contributions	-	-	-	-
Total political contributions	-	6,573	283	3,939
Transfers received	643	65,625	100	75,314
Fundraising income	-	-	-	-
Other income	-	250	-	-
Loans received	-	-	305	-
Total inflows	643	72,448	688	79,253
Outflows				
Election expenses subject to the 60 day pre-campaign period expenses limit	-	7,748	-	25,972
Election expenses subject to the campaign period expenses limit	393	63,675	107	48,761
Election expenses not subject to expenses limits	250	250	276	3,250
Other expenses	-	736	-	1,594
Transfers given	-	-	-	-
Total outflows	643	72,409	383	79,577

Burnaby-Lougheed (BNL) Electoral District

Candidate	Harry Bloy LIB	Helen H. S. Chang GP	Jaynie Clark NDP
	\$	\$	\$
Inflows			
Political contributions			
Individuals	-	4,200	161
Corporations	-	-	-
Unincorporated businesses/commercial organizations	-	-	-
Trade unions	-	-	30,723
Non-profit organizations	-	500	-
Other identifiable contributors	-	-	-
Anonymous contributions	-	20	-
Total political contributions	-	4,720	30,884
Transfers received	127,109	1,000	49,530
Fundraising income	-	-	-
Other income	-	-	252
Loans received	-	-	-
Total inflows	127,109	5,720	80,666
Outflows			
Election expenses subject to the 60 day pre-campaign period expenses limit	54,845	279	20,784
Election expenses subject to the campaign period expenses limit	62,913	8,841	54,399
Election expenses not subject to expenses limits	650	67	250
Other expenses	8,572	-	1,144
Transfers given	-	-	-
Total outflows	126,980	9,187	76,577

Burnaby North (BNN) Electoral District

Candidate	Richard T. Lee LIB	Doug Perry GP	Mondee Redman NDP
	\$	\$	\$
Inflows			
Political contributions			
Individuals	1,450	1,539	2,024
Corporations	-	-	-
Unincorporated businesses/commercial organizations	-	-	-
Trade unions	-	-	11,300
Non-profit organizations	-	-	-
Other identifiable contributors	-	-	-
Anonymous contributions	-	-	-
Total political contributions	1,450	1,539	13,324
Transfers received	102,144	-	46,452
Fundraising income	-	-	-
Other income	144	-	251
Loans received	-	-	-
Total inflows	103,738	1,539	60,027
Outflows			
Election expenses subject to the 60 day pre-campaign period expenses limit	38,269	-	2,971
Election expenses subject to the campaign period expenses limit	54,862	1,539	54,880
Election expenses not subject to expenses limits	8,242	-	250
Other expenses	4,556	-	200
Transfers given	-	-	-
Total outflows	105,929	1,539	58,301

Cariboo-Chilcotin (CBC) Electoral District

Candidate	Donna Barnett LIB	Elli Taylor GP	Charlie Wyse NDP
	\$	\$	\$
Inflows			
Political contributions			
Individuals	22,612	-	1,118
Corporations	46,944	-	450
Unincorporated businesses/commercial organizations	3,650	-	-
Trade unions	-	-	25,126
Non-profit organizations	-	-	-
Other identifiable contributors	-	-	-
Anonymous contributions	1,400	-	-
Total political contributions	74,606	-	26,694
Transfers received	41,454	100	47,669
Fundraising income	18,261	-	-
Other income	-	-	-
Loans received	-	-	-
Total inflows	134,321	100	74,363
Outflows			
Election expenses subject to the 60 day pre-campaign period expenses limit	27,808	-	6,870
Election expenses subject to the campaign period expenses limit	52,032	-	50,808
Election expenses not subject to expenses limits	10,194	-	1,550
Other expenses	1,789	-	1,247
Transfers given	-	-	-
Total outflows	91,823	-	60,475

Cariboo North (CBN) Electoral District

Candidate	Bruce Ernst LIB	Douglas Gook GP	Bob Simpson NDP
	\$	\$	\$
Inflows			
Political contributions			
Individuals	8,170	1,200	1,184
Corporations	53,854	-	600
Unincorporated businesses/commercial organizations	850	-	175
Trade unions	-	-	786
Non-profit organizations	-	-	-
Other identifiable contributors	-	-	-
Anonymous contributions	-	-	-
Total political contributions	62,874	1,200	2,745
Transfers received	72,714	-	47,365
Fundraising income	-	-	-
Other income	-	-	-
Loans received	-	-	-
Total inflows	135,588	1,200	50,110
Outflows			
Election expenses subject to the 60 day pre-campaign period expenses limit	40,083	-	7,514
Election expenses subject to the campaign period expenses limit	64,664	1,200	38,597
Election expenses not subject to expenses limits	5,211	-	2,460
Other expenses	1,615	-	1,287
Transfers given	-	-	-
Total outflows	111,573	1,200	49,858

Chilliwack (CHC) Electoral District

Candidate	Benjamin Besler CP	Fraea Bolding GP	Mason Goulden NDP	John Les LIB
	\$	\$	\$	\$
Inflows				
Political contributions				
Individuals	2,998	300	992	1,450
Corporations	-	-	-	5,000
Unincorporated businesses/commercial organizations	-	-	-	-
Trade unions	-	-	-	-
Non-profit organizations	-	-	-	-
Other identifiable contributors	-	-	-	1,890
Anonymous contributions	-	-	-	-
Total political contributions	2,998	300	992	8,340
Transfers received	-	-	8,371	64,833
Fundraising income	-	-	-	-
Other income	-	-	-	-
Loans received	-	-	1,450	-
Total inflows	2,998	300	10,813	73,173
Outflows				
Election expenses subject to the 60 day pre-campaign period expenses limit	552	25	3,910	21,071
Election expenses subject to the campaign period expenses limit	2,367	-	5,662	34,657
Election expenses not subject to expenses limits	-	275	-	400
Other expenses	79	-	-	4,118
Transfers given	-	-	1,178	12,928
Total outflows	2,998	300	10,750	73,174

Chilliwack-Hope (CHH) Electoral District

Candidate	Guy Durnin GP	Hans Mulder CP	Gwen O'Mahony NDP	Dorothy-Jean O'Donnell PF	Barry Penner LIB
	\$	\$	\$	\$	\$
Inflows					
Political contributions					
Individuals	-	250	-	260	2,275
Corporations	-	-	-	-	-
Unincorporated businesses/commercial organizations	-	-	-	-	-
Trade unions	-	-	-	-	-
Non-profit organizations	-	-	-	-	-
Other identifiable contributors	-	-	-	-	-
Anonymous contributions	-	-	-	-	-
Total political contributions	-	250	-	260	2,275
Transfers received	350	-	3,435	-	62,583
Fundraising income	-	-	-	-	-
Other income	-	-	-	-	-
Loans received	-	-	6,042	-	-
Total inflows	350	250	9,477	260	64,858
Outflows					
Election expenses subject to the 60 day pre-campaign period expenses limit	-	-	791	-	6,003
Election expenses subject to the campaign period expenses limit	100	-	12,505	260	50,645
Election expenses not subject to expenses limits	250	250	2,049	-	611
Other expenses	-	-	83	-	1,454
Transfers given	-	-	110	-	400
Total outflows	350	250	15,538	260	59,113

Columbia River-Revelstoke (CLR) Electoral District

Candidate	Norm Macdonald NDP	Mark McKee LIB	Sarah Svensson GP
	\$	\$	\$
Inflows			
Political contributions			
Individuals	877	7,755	-
Corporations	-	36,892	-
Unincorporated businesses/commercial organizations	-	-	-
Trade unions	800	-	-
Non-profit organizations	-	-	-
Other identifiable contributors	-	-	-
Anonymous contributions	51	300	-
Total political contributions	1,728	44,947	-
Transfers received	37,309	69,039	350
Fundraising income	-	10,225	-
Other income	250	-	-
Loans received	-	-	-
Total inflows	39,287	124,211	350
Outflows			
Election expenses subject to the 60 day pre-campaign period expenses limit	2,282	44,835	-
Election expenses subject to the campaign period expenses limit	30,431	55,010	100
Election expenses not subject to expenses limits	250	5,516	250
Other expenses	849	12,049	-
Transfers given	-	-	-
Total outflows	33,812	117,410	350

Comox Valley (CMX) Electoral District

Candidate	Paula Berard REFD	Barbara Biley PF	Hazel Lennox GP	Leslie McNabb NDP	Don McRae LIB
	\$	\$	\$	\$	\$
Inflows					
Political contributions					
Individuals	-	257	1,200	124	10,124
Corporations	-	-	-	-	17,691
Unincorporated businesses/commercial organizations	-	-	-	-	700
Trade unions	-	-	-	24,238	-
Non-profit organizations	-	-	-	-	-
Other identifiable contributors	-	-	-	500	-
Anonymous contributions	-	-	-	-	245
Total political contributions	-	257	1,200	24,862	28,760
Transfers received	360	-	1,920	97,360	63,870
Fundraising income	-	-	-	-	-
Other income	-	-	-	250	-
Loans received	-	-	100	-	-
Total inflows	360	257	3,220	122,472	92,630
Outflows					
Election expenses subject to the 60 day pre-campaign period expenses limit	-	-	-	24,158	20,350
Election expenses subject to the campaign period expenses limit	253	-	3,042	66,672	48,164
Election expenses not subject to expenses limits	-	257	70	927	5,743
Other expenses	-	-	-	1,368	1,089
Transfers given	-	-	9	20,000	16,000
Total outflows	253	257	3,121	113,125	91,346

Coquitlam-Burke Mountain (CQB) Electoral District

Candidate	Jared Evans GP	Paul Geddes LBN	Douglas Horne LIB	Heather McRitchie NDP
	\$	\$	\$	\$
Inflows				
Political contributions				
Individuals	-	-	1,451	750
Corporations	-	-	-	-
Unincorporated businesses/commercial organizations	-	-	-	75
Trade unions	-	-	-	9,772
Non-profit organizations	-	-	-	-
Other identifiable contributors	-	-	-	-
Anonymous contributions	-	-	-	-
Total political contributions	-	-	1,451	10,597
Transfers received	-	250	68,314	11,024
Fundraising income	-	-	-	-
Other income	-	-	-	250
Loans received	-	-	-	-
Total inflows	-	250	69,765	21,871
Outflows				
Election expenses subject to the 60 day pre-campaign period expenses limit	-	-	17,965	-
Election expenses subject to the campaign period expenses limit	-	250	62,736	21,879
Election expenses not subject to expenses limits	-	-	1,531	250
Other expenses	-	-	-	-
Transfers given	-	-	2,889	128
Total outflows	-	250	85,121	22,257

Coquitlam-Maillardville (CQM) Electoral District

Candidate	Dennis John Marsden LIB	Stephen Reid GP	Doug Stead IND	Diane Thorne NDP
	\$	\$	\$	\$
Inflows				
Political contributions				
Individuals	5,200	-	8,941	-
Corporations	6,658	-	-	-
Unincorporated businesses/commercial organizations	500	-	-	-
Trade unions	-	-	-	37,169
Non-profit organizations	-	-	-	-
Other identifiable contributors	-	-	-	-
Anonymous contributions	-	-	-	-
Total political contributions	12,358	-	8,941	37,169
Transfers received	82,129	350	-	30,927
Fundraising income	-	-	-	-
Other income	-	-	-	4
Loans received	-	-	-	-
Total inflows	94,487	350	8,941	68,100
Outflows				
Election expenses subject to the 60 day pre-campaign period expenses limit	33,163	-	-	1,879
Election expenses subject to the campaign period expenses limit	58,898	100	8,941	63,933
Election expenses not subject to expenses limits	1,825	250	-	250
Other expenses	1,344	-	-	998
Transfers given	-	-	-	-
Total outflows	95,230	350	8,941	67,060

Cowichan Valley (CWV) Electoral District

Candidate	Cathy Basskin LIB	Simon Lindley GP	Michial Rupert Moore REFD	Stewart Jason Murray CP	Bill Routley NDP
	\$	\$	\$	\$	\$
Inflows					
Political contributions					
Individuals	14,970	5,897	-	1,344	1,250
Corporations	7,362	700	-	-	-
Unincorporated businesses/commercial organizations	-	1,596	-	-	-
Trade unions	-	-	-	-	4,160
Non-profit organizations	-	-	-	-	-
Other identifiable contributors	-	-	-	-	-
Anonymous contributions	-	603	-	-	-
Total political contributions	22,332	8,796	-	1,344	5,410
Transfers received	32,683	100	300	-	67,165
Fundraising income	-	-	-	-	-
Other income	251	-	-	-	-
Loans received	-	750	-	-	-
Total inflows	55,266	9,646	300	1,344	72,575
Outflows					
Election expenses subject to the 60 day pre-campaign period expenses limit	15,099	-	-	-	27,833
Election expenses subject to the campaign period expenses limit	30,565	7,849	296	1,344	47,227
Election expenses not subject to expenses limits	4,504	1,048	-	-	1,099
Other expenses	-	-	-	-	625
Transfers given	-	-	-	-	-
Total outflows	50,168	8,897	296	1,344	76,784

Delta North (DLN) Electoral District

Candidate	Guy Gentner NDP	Jeannie Lynn Kanakos LIB	Matthew Laine GP	Marc Cameron McPherson CP
	\$	\$	\$	\$
Inflows				
Political contributions				
Individuals	338	6,020	-	4,211
Corporations	110	4,398	-	-
Unincorporated businesses/commercial organizations	-	-	-	-
Trade unions	15,548	-	-	-
Non-profit organizations	-	-	-	-
Other identifiable contributors	-	-	-	-
Anonymous contributions	-	-	-	10
Total political contributions	15,996	10,418	-	4,221
Transfers received	40,925	108,882	-	-
Fundraising income	-	-	-	560
Other income	1	-	-	-
Loans received	-	-	-	-
Total inflows	56,922	119,300	-	4,781
Outflows				
Election expenses subject to the 60 day pre-campaign period expenses limit	5,144	46,973	-	697
Election expenses subject to the campaign period expenses limit	45,431	62,878	-	3,224
Election expenses not subject to expenses limits	1,950	1,263	-	290
Other expenses	1,124	5,712	-	-
Transfers given	-	2,276	-	-
Total outflows	53,649	119,102	-	4,211

Delta South (DLS) Electoral District

Candidate	Dileep Joseph Anthony Athaide NDP	*Graeme Drew IND	Vicki Huntington IND	Duane Laird GP	Wally Oppal LIB	John William Shavluk IND
	\$	\$	\$	\$	\$	\$
Inflows						
Political contributions						
Individuals	2,770	450	44,102	-	20,709	-
Corporations	-	263	11,085	-	33,500	-
Unincorporated businesses/commercial organizations	-	-	240	-	1,650	-
Trade unions	983	-	-	-	-	-
Non-profit organizations	-	-	200	-	-	-
Other identifiable contributors	-	-	-	-	-	-
Anonymous contributions	-	-	1,362	-	-	-
Total political contributions	3,753	713	56,989	-	55,859	-
Transfers received	26,278	-	-	-	140,035	-
Fundraising income	-	-	3,837	-	-	-
Other income	-	1,385	2	-	-	-
Loans received	-	-	7,500	-	-	-
Total inflows	30,031	2,098	68,328	-	195,894	-
Outflows						
Election expenses subject to the 60 day pre-campaign period expenses limit	7,986	1,571	6,119	262	22,145	-
Election expenses subject to the campaign period expenses limit	18,267	-	37,570	-	67,965	-
Election expenses not subject to expenses limits	2,345	513	10,257	-	1,850	-
Other expenses	652	-	2,842	-	4,213	-
Transfers given	-	-	-	-	98,592	-
Total outflows	29,250	2,084	56,788	262	194,765	-

* This candidate withdrew before General Voting Day but was still required to file an election financing report

Esquimalt-Royal Roads (ESR) Electoral District

Candidate	Maurine Karagianis NDP	Carl Edward Ratsoy LIB	Jane Sterk GP
	\$	\$	\$
Inflows			
Political contributions			
Individuals	6,371	1,600	9,664
Corporations	-	1,500	2,100
Unincorporated businesses/commercial organizations	-	1,500	-
Trade unions	40	-	-
Non-profit organizations	-	-	-
Other identifiable contributors	-	-	-
Anonymous contributions	-	-	-
Total political contributions	6,411	4,600	11,764
Transfers received	52,746	25,779	13,111
Fundraising income	-	-	540
Other income	380	-	-
Loans received	5,000	-	-
Total inflows	64,537	30,379	25,415
Outflows			
Election expenses subject to the 60 day pre-campaign period expenses limit	7,794	2,814	83
Election expenses subject to the campaign period expenses limit	43,323	19,924	22,321
Election expenses not subject to expenses limits	1,825	2,524	1,906
Other expenses	1,268	1,736	-
Transfers given	5,048	-	1,150
Total outflows	59,258	26,998	25,460

Fort Langley-Aldergrove (FLA) Electoral District

Candidate	Jordan Braun REFD	Gail Ruth Chaddock-Costello NDP	Rich Coleman LIB	Travis Erbacher GP
	\$	\$	\$	\$
Inflows				
Political contributions				
Individuals	-	-	2,750	-
Corporations	-	-	25,891	-
Unincorporated businesses/commercial organizations	-	-	-	-
Trade unions	-	4,785	-	-
Non-profit organizations	-	-	2,500	-
Other identifiable contributors	-	-	310	-
Anonymous contributions	-	-	-	-
Total political contributions	-	4,785	31,451	-
Transfers received	260	17,937	109,209	-
Fundraising income	-	-	-	-
Other income	-	-	276	-
Loans received	-	-	-	-
Total inflows	260	22,722	140,936	-
Outflows				
Election expenses subject to the 60 day pre-campaign period expenses limit	-	-	46,233	-
Election expenses subject to the campaign period expenses limit	253	24,698	54,437	-
Election expenses not subject to expenses limits	-	250	2,100	250
Other expenses	-	231	-	-
Transfers given	-	-	-	-
Total outflows	253	25,179	102,770	250

Fraser-Nicola (FRN) Electoral District

Candidate	Dian Joan Brooks REFD	Ella Brown LIB	Harry Lali NDP	Desiree Maher-Schley GP
	\$	\$	\$	\$
Inflows				
Political contributions				
Individuals	-	19,122	-	-
Corporations	-	20,739	210	-
Unincorporated businesses/commercial organizations	-	1,280	90	-
Trade unions	-	-	13,077	-
Non-profit organizations	-	-	-	-
Other identifiable contributors	-	-	-	-
Anonymous contributions	-	10	-	20
Total political contributions	-	41,151	13,377	20
Transfers received	260	57,970	47,519	-
Fundraising income	-	7,185	-	-
Other income	-	10	312	-
Loans received	-	-	-	-
Total inflows	260	106,316	61,208	20
Outflows				
Election expenses subject to the 60 day pre-campaign period expenses limit	-	17,172	7,318	113
Election expenses subject to the campaign period expenses limit	253	44,775	49,705	180
Election expenses not subject to expenses limits	-	27,014	3,949	-
Other expenses	-	2,411	124	250
Transfers given	-	-	-	-
Total outflows	253	91,372	61,096	543

Juan de Fuca (JDF) Electoral District

Candidate	John Horgan NDP	James Robert Powell GP	Jody Twa LIB
	\$	\$	\$
Inflows			
Political contributions			
Individuals	1,010	1,035	1,248
Corporations	450	-	49,061
Unincorporated businesses/commercial organizations	2,000	-	1,500
Trade unions	6,180	-	-
Non-profit organizations	-	-	-
Other identifiable contributors	-	-	-
Anonymous contributions	-	-	838
Total political contributions	9,640	1,035	52,647
Transfers received	52,822	600	94,851
Fundraising income	-	-	-
Other income	250	-	250
Loans received	5,000	20	-
Total inflows	67,712	1,655	147,748
Outflows			
Election expenses subject to the 60 day pre-campaign period expenses limit	15,836	-	36,038
Election expenses subject to the campaign period expenses limit	47,377	438	62,301
Election expenses not subject to expenses limits	1,450	570	250
Other expenses	675	12	48,597
Transfers given	-	634	-
Total outflows	65,338	1,654	147,186

Kamloops-North Thompson (KAN) Electoral District

Candidate	Kesten C. Broughton WLP	Doug Brown NDP	Terry Lake LIB	Wayne Allen Russell REFD	April Snowe GP
	\$	\$	\$	\$	\$
Inflows					
Political contributions					
Individuals	-	960	350	-	909
Corporations	-	-	253	-	-
Unincorporated businesses/commercial organizations	-	-	701	-	-
Trade unions	-	6,629	-	-	-
Non-profit organizations	-	-	-	-	-
Other identifiable contributors	-	-	-	-	-
Anonymous contributions	-	-	-	-	830
Total political contributions	-	7,589	1,304	-	1,739
Transfers received	-	69,080	103,338	900	-
Fundraising income	-	-	-	-	115
Other income	-	254	-	-	2
Loans received	-	-	500	-	-
Total inflows	-	76,923	105,142	900	1,856
Outflows					
Election expenses subject to the 60 day pre-campaign period expenses limit	-	13,880	31,774	-	-
Election expenses subject to the campaign period expenses limit	-	65,281	63,273	868	909
Election expenses not subject to expenses limits	-	250	8,131	-	-
Other expenses	-	1,070	1,104	-	-
Transfers given	-	-	359	-	-
Total outflows	-	80,481	104,641	868	909

Kamloops-South Thompson (KAS) Electoral District

Candidate	Maria Dobi CP	Tom Friedman NDP	Kevin Krueger LIB	Bev Markle GP
	\$	\$	\$	\$
Inflows				
Political contributions				
Individuals	4,407	841	300	1,969
Corporations	-	-	7,589	-
Unincorporated businesses/commercial organizations	-	575	-	-
Trade unions	-	500	-	-
Non-profit organizations	-	-	-	-
Other identifiable contributors	-	-	-	-
Anonymous contributions	90	-	-	-
Total political contributions	4,497	1,916	7,889	1,969
Transfers received	35	33,510	92,393	-
Fundraising income	-	-	-	1,290
Other income	-	-	250	-
Loans received	-	-	-	-
Total inflows	4,532	35,426	100,532	3,259
Outflows				
Election expenses subject to the 60 day pre-campaign period expenses limit	-	13,751	9,998	1,662
Election expenses subject to the campaign period expenses limit	4,322	27,078	63,949	1,634
Election expenses not subject to expenses limits	1,133	336	6,810	-
Other expenses	-	16	6,026	-
Transfers given	-	2,750	13,749	-
Total outflows	5,455	43,931	100,532	3,296

Kelowna-Lake Country (KLA) Electoral District

Candidate	Alan Clarke IND	Ryan Fugger GP	Mary-Ann Graham CP	Norm Letnick LIB	Matthew Reed NDP
	\$	\$	\$	\$	\$
Inflows					
Political contributions					
Individuals	-	-	20,069	1,385	1,445
Corporations	-	-	-	8,522	33
Unincorporated businesses/commercial organizations	-	-	-	4,000	-
Trade unions	-	-	-	-	3,001
Non-profit organizations	-	-	-	-	-
Other identifiable contributors	-	-	-	-	52
Anonymous contributions	-	-	99	-	-
Total political contributions	-	-	20,168	13,907	4,531
Transfers received	-	-	-	104,232	12,840
Fundraising income	-	-	-	-	-
Other income	-	-	-	513	250
Loans received	-	-	-	-	-
Total inflows	-	-	20,168	118,652	17,621
Outflows					
Election expenses subject to the 60 day pre-campaign period expenses limit	-	-	3,546	14,346	1,714
Election expenses subject to the campaign period expenses limit	8,830	-	16,720	51,151	14,086
Election expenses not subject to expenses limits	8,830	-	964	4,250	439
Other expenses	-	-	-	-	-
Transfers given	-	-	-	500	2,480
Total outflows	17,660	-	21,230	70,247	18,719

Kelowna-Mission (KMI) Electoral District

Candidate	Tisha Kalmanovitch NDP \$	Silverado Brooks Socrates IND \$	Mark Thompson CP \$	Steve Thomson LIB \$	Daniel Bonaventure Thorburn REFD \$	Crystal Wariach GP \$
Inflows						
Political contributions						
Individuals	1,445	-	8,650	6,250	-	5,038
Corporations	33	-	-	1,500	-	-
Unincorporated businesses/commercial organizations	-	-	-	3,300	-	-
Trade unions	3,001	-	-	1,000	-	-
Non-profit organizations	-	-	-	-	-	-
Other identifiable contributors	52	-	-	-	-	-
Anonymous contributions	-	-	-	-	-	-
Total political contributions	4,531	-	8,650	12,050	-	5,038
Transfers received	16,580	-	-	62,068	360	-
Fundraising income	-	-	-	-	-	-
Other income	-	-	-	250	-	-
Loans received	-	-	-	-	-	-
Total inflows	21,111	-	8,650	74,368	360	5,038
Outflows						
Election expenses subject to the 60 day pre-campaign period expenses limit	991	-	1,114	8,529	-	-
Election expenses subject to the campaign period expenses limit	15,777	250	8,489	49,330	253	4,788
Election expenses not subject to expenses limits	350	-	-	5,709	-	250
Other expenses	-	-	327	4,433	-	-
Transfers given	-	-	-	6,367	-	-
Total outflows	17,118	250	9,930	74,368	253	5,038

Kootenay East (KOE) Electoral District

Candidate	Bill Bennett LIB	Wilf Hanni CP	Troy Sebastian NDP	Jennifer Tsuida GP
	\$	\$	\$	\$
Inflows				
Political contributions				
Individuals	7,522	6,920	550	-
Corporations	15,604	8,050	-	-
Unincorporated businesses/commercial organizations	1,107	-	-	-
Trade unions	1,000	-	16,413	-
Non-profit organizations	2,250	-	-	-
Other identifiable contributors	-	-	-	750
Anonymous contributions	-	-	-	-
Total political contributions	27,483	14,970	16,963	750
Transfers received	131,467	420	37,515	-
Fundraising income	-	-	-	-
Other income	250	-	279	-
Loans received	-	4,405	25,000	-
Total inflows	159,200	19,795	79,757	750
Outflows				
Election expenses subject to the 60 day pre-campaign period expenses limit	54,397	4,309	21,685	-
Election expenses subject to the campaign period expenses limit	62,184	11,962	65,604	149
Election expenses not subject to expenses limits	1,250	2,361	950	250
Other expenses	5,824	751	494	-
Transfers given	-	-	-	-
Total outflows	123,655	19,383	88,733	399

Kootenay West (KOW) Electoral District

Candidate	Brenda Binnie LIB	Katrine Conroy NDP	Zachary Eric Crispin COMM	Andy Morel GP
	\$	\$	\$	\$
Inflows				
Political contributions				
Individuals	6,370	625	-	1,300
Corporations	6,255	-	-	-
Unincorporated businesses/commercial organizations	-	-	-	-
Trade unions	-	7,955	-	-
Non-profit organizations	-	100	993	-
Other identifiable contributors	-	-	-	-
Anonymous contributions	-	-	-	-
Total political contributions	12,625	8,680	993	1,300
Transfers received	37,238	47,476	1,239	1,745
Fundraising income	-	-	-	-
Other income	253	9	-	-
Loans received	-	-	-	-
Total inflows	50,116	56,165	2,232	3,045
Outflows				
Election expenses subject to the 60 day pre-campaign period expenses limit	4,029	44	18	-
Election expenses subject to the campaign period expenses limit	39,747	49,204	1,964	6,295
Election expenses not subject to expenses limits	3,216	1,991	250	509
Other expenses	293	-	-	-
Transfers given	-	-	-	-
Total outflows	47,285	51,239	2,232	6,804

Langley (LLY) Electoral District

Candidate	Ron Abgrall GP	Mary Polak LIB	Kathleen Stephany NDP
	\$	\$	\$
Inflows			
Political contributions			
Individuals	-	2,400	921
Corporations	-	7,374	-
Unincorporated businesses/commercial organizations	-	5,000	-
Trade unions	-	-	-
Non-profit organizations	-	2,025	-
Other identifiable contributors	-	-	-
Anonymous contributions	-	-	-
Total political contributions	-	16,799	921
Transfers received	-	82,158	16,601
Fundraising income	-	-	-
Other income	-	250	-
Loans received	-	-	-
Total inflows	-	99,207	17,522
Outflows			
Election expenses subject to the 60 day pre-campaign period expenses limit	250	26,289	1,261
Election expenses subject to the campaign period expenses limit	-	46,156	12,002
Election expenses not subject to expenses limits	-	250	1,450
Other expenses	-	7,394	816
Transfers given	-	-	-
Total outflows	250	80,089	15,529

Maple Ridge-Mission (MRM) Electoral District

Candidate	Mike Bocking NDP	Marc H. J. Dalton LIB	Mike Gildersleeve GP	Ian Anthony Vaughan RP
	\$	\$	\$	\$
Inflows				
Political contributions				
Individuals	-	5,200	877	250
Corporations	-	7,600	-	-
Unincorporated businesses/commercial organizations	-	-	-	-
Trade unions	11,794	-	-	-
Non-profit organizations	-	-	-	-
Other identifiable contributors	-	-	-	-
Anonymous contributions	-	-	-	-
Total political contributions	11,794	12,800	877	250
Transfers received	52,973	70,921	-	-
Fundraising income	-	-	-	-
Other income	2	-	-	-
Loans received	-	-	-	-
Total inflows	64,769	83,721	877	250
Outflows				
Election expenses subject to the 60 day pre-campaign period expenses limit	9,176	13,724	-	250
Election expenses subject to the campaign period expenses limit	56,729	59,499	272	-
Election expenses not subject to expenses limits	250	-	250	-
Other expenses	142	1,049	349	-
Transfers given	-	-	-	-
Total outflows	66,297	74,272	871	250

Maple Ridge-Pitt Meadows (MRP) Electoral District

Candidate	Jay Ariken REFD	Robert Hornsey GP	Chum Richardson IND	Michael Sather NDP	Ken Stewart LIB
	\$	\$	\$	\$	\$
Inflows					
Political contributions					
Individuals	-	528	-	-	6,649
Corporations	-	-	-	-	11,919
Unincorporated businesses/commercial organizations	-	-	-	-	-
Trade unions	-	-	-	16,584	-
Non-profit organizations	-	-	-	-	-
Other identifiable contributors	-	-	-	-	250
Anonymous contributions	-	-	-	-	-
Total political contributions	-	528	-	16,584	18,818
Transfers received	260	-	-	36,572	58,980
Fundraising income	-	-	-	-	-
Other income	-	-	-	250	-
Loans received	-	-	-	-	-
Total inflows	260	528	-	53,406	77,798
Outflows					
Election expenses subject to the 60 day pre-campaign period expenses limit	-	-	-	6,061	17,491
Election expenses subject to the campaign period expenses limit	253	528	200	46,789	51,070
Election expenses not subject to expenses limits	-	-	-	500	250
Other expenses	-	-	-	1,051	685
Transfers given	-	-	-	-	-
Total outflows	253	528	200	54,401	69,496

Nanaimo (NAN) Electoral District

Candidate	Dirk Becker GP	Leonard Krog NDP	Jeet Manhas LIB	Linden Robert Shaw REFD
	\$	\$	\$	\$
Inflows				
Political contributions				
Individuals	1,150	100	11,980	-
Corporations	60	-	32,731	-
Unincorporated businesses/commercial organizations	-	-	-	-
Trade unions	-	3,524	-	-
Non-profit organizations	-	-	-	-
Other identifiable contributors	-	-	-	-
Anonymous contributions	-	-	-	-
Total political contributions	1,210	3,624	44,711	-
Transfers received	1,000	42,828	83,041	534
Fundraising income	-	-	-	-
Other income	-	31	-	-
Loans received	-	-	-	-
Total inflows	2,210	46,483	127,752	534
Outflows				
Election expenses subject to the 60 day pre-campaign period expenses limit	-	10,339	38,953	-
Election expenses subject to the campaign period expenses limit	-	24,844	58,852	528
Election expenses not subject to expenses limits	2,411	250	11,792	-
Other expenses	-	-	24,349	-
Transfers given	192	-	310	-
Total outflows	2,603	35,433	134,256	528

Nanaimo-North Cowichan (NCW) Electoral District

Candidate	Ronald James Fuson REFD	Ian Elliott Gartshore GP	Rob Hutchins LIB	Doug Routley NDP
	\$	\$	\$	\$
Inflows				
Political contributions				
Individuals	-	2,377	8,875	1,250
Corporations	-	-	43,965	-
Unincorporated businesses/commercial organizations	-	-	800	-
Trade unions	-	-	-	6,217
Non-profit organizations	-	-	-	-
Other identifiable contributors	-	-	-	-
Anonymous contributions	-	20	-	-
Total political contributions	-	2,397	53,640	7,467
Transfers received	770	1,100	81,980	11,033
Fundraising income	-	-	11,227	-
Other income	-	-	-	762
Loans received	-	100	-	-
Total inflows	770	3,597	146,847	19,262
Outflows				
Election expenses subject to the 60 day pre-campaign period expenses limit	-	-	24,382	16,084
Election expenses subject to the campaign period expenses limit	763	2,581	50,437	43,259
Election expenses not subject to expenses limits	-	329	30,952	3,483
Other expenses	-	-	1,459	66
Transfers given	-	586	4,013	-
Total outflows	763	3,496	111,243	62,892

Nechako Lakes (NEC) Electoral District

Candidate	Byron Robert Goerz NDP	Gerard Michael Riley GP	John Rustad LIB	Mike Summers REFD
	\$	\$	\$	\$
Inflows				
Political contributions				
Individuals	100	250	350	-
Corporations	-	-	-	-
Unincorporated businesses/commercial organizations	-	-	450	-
Trade unions	525	-	-	-
Non-profit organizations	-	-	-	-
Other identifiable contributors	-	-	-	-
Anonymous contributions	-	-	-	-
Total political contributions	625	250	800	-
Transfers received	6,605	100	57,972	900
Fundraising income	-	-	-	-
Other income	250	-	250	-
Loans received	-	-	-	-
Total inflows	7,480	350	59,022	900
Outflows				
Election expenses subject to the 60 day pre-campaign period expenses limit	1,265	-	7,162	-
Election expenses subject to the campaign period expenses limit	5,945	100	44,479	881
Election expenses not subject to expenses limits	250	250	250	-
Other expenses	-	-	1,104	-
Transfers given	20	-	-	-
Total outflows	7,480	350	52,995	881

Nelson-Creston (NEL) Electoral District

Candidate	David Duncan CP	Sean McGeorge Kubara GP	Michelle Mungall NDP	Josh Smienk LIB
	\$	\$	\$	\$
Inflows				
Political contributions				
Individuals	-	1,450	71	18,134
Corporations	-	-	-	25,299
Unincorporated businesses/commercial organizations	-	-	-	250
Trade unions	-	-	-	-
Non-profit organizations	-	-	-	-
Other identifiable contributors	-	-	-	-
Anonymous contributions	-	-	-	-
Total political contributions	-	1,450	71	43,683
Transfers received	-	2,250	49,913	33,490
Fundraising income	-	-	-	-
Other income	-	-	251	-
Loans received	-	-	-	-
Total inflows	-	3,700	50,235	77,173
Outflows				
Election expenses subject to the 60 day pre-campaign period expenses limit	-	-	11,790	13,273
Election expenses subject to the campaign period expenses limit	2,427	3,282	38,116	46,057
Election expenses not subject to expenses limits	250	-	1,820	3,961
Other expenses	-	-	589	509
Transfers given	-	-	-	-
Total outflows	2,677	3,282	52,315	63,800

New Westminster (NEW) Electoral District

Candidate	Dawn Black NDP	Matthew Laird GP	Carole Dorothy Millar LIB
	\$	\$	\$
Inflows			
Political contributions			
Individuals	584	4,340	400
Corporations	162	-	250
Unincorporated businesses/commercial organizations	8,455	-	-
Trade unions	-	-	-
Non-profit organizations	-	-	-
Other identifiable contributors	-	-	-
Anonymous contributions	-	-	-
Total political contributions	9,201	4,340	650
Transfers received	70,261	100	23,290
Fundraising income	-	600	-
Other income	856	-	250
Loans received	-	2,500	-
Total inflows	80,318	7,540	24,190
Outflows			
Election expenses subject to the 60 day pre-campaign period expenses limit	11,920	-	5,075
Election expenses subject to the campaign period expenses limit	52,766	4,218	18,155
Election expenses not subject to expenses limits	3,293	533	250
Other expenses	7,493	451	486
Transfers given	-	-	-
Total outflows	75,472	5,202	23,966

North Coast (NOC) Electoral District

Candidate	Gary Coons NDP	Lisa Girbav GP	Herb Pond LIB
	\$	\$	\$
Inflows			
Political contributions			
Individuals	2,610	1,440	3,320
Corporations	-	-	16,356
Unincorporated businesses/commercial organizations	-	-	105
Trade unions	10,500	-	-
Non-profit organizations	-	-	-
Other identifiable contributors	-	-	200
Anonymous contributions	-	-	-
Total political contributions	13,110	1,440	19,981
Transfers received	49,581	-	77,649
Fundraising income	-	-	-
Other income	-	-	250
Loans received	-	-	-
Total inflows	62,691	1,440	97,880
Outflows			
Election expenses subject to the 60 day pre-campaign period expenses limit	2,528	184	16,422
Election expenses subject to the campaign period expenses limit	49,423	667	54,544
Election expenses not subject to expenses limits	1,853	626	18,850
Other expenses	340	12	3,934
Transfers given	-	-	-
Total outflows	54,144	1,489	93,750

North Island (NOI) Electoral District

Candidate	William Walter Mewhort IND	Philip Stone GP	Claire Felicity Trevena NDP	Marion Wright LIB
	\$	\$	\$	\$
Inflows				
Political contributions				
Individuals	-	800	150	16,313
Corporations	-	-	-	23,188
Unincorporated businesses/commercial organizations	-	-	-	500
Trade unions	-	-	6,505	1,705
Non-profit organizations	-	-	-	-
Other identifiable contributors	-	-	-	-
Anonymous contributions	-	-	-	-
Total political contributions	-	800	6,655	41,706
Transfers received	-	1,066	72,389	75,701
Fundraising income	-	-	-	1,500
Other income	-	500	-	250
Loans received	-	-	-	-
Total inflows	-	2,366	79,044	119,157
Outflows				
Election expenses subject to the 60 day pre-campaign period expenses limit	-	-	7,903	43,728
Election expenses subject to the campaign period expenses limit	1,394	1,544	55,861	55,650
Election expenses not subject to expenses limits	250	450	1,481	18,048
Other expenses	-	7	1,377	-
Transfers given	-	365	-	2,367
Total outflows	1,644	2,366	66,622	119,793

North Vancouver-Lonsdale (NVL) Electoral District

Candidate	Michelle Corcos GP	Ron K. Gamble RP	Janice Harris NDP	Ian McLeod CP	Naomi Yamamoto LIB
	\$	\$	\$	\$	\$
Inflows					
Political contributions					
Individuals	696	250	1,080	-	9,675
Corporations	500	-	100	-	20,350
Unincorporated businesses/commercial organizations	-	-	3,437	-	-
Trade unions	-	-	22,483	-	-
Non-profit organizations	-	-	-	-	5,000
Other identifiable contributors	-	-	-	-	4,060
Anonymous contributions	-	-	-	-	-
Total political contributions	1,196	250	27,100	-	39,085
Transfers received	-	-	56,997	-	68,860
Fundraising income	-	-	-	-	-
Other income	-	-	4	-	-
Loans received	-	-	5,000	-	-
Total inflows	1,196	250	89,101	-	107,945
Outflows					
Election expenses subject to the 60 day pre-campaign period expenses limit	87	250	12,457	-	29,203
Election expenses subject to the campaign period expenses limit	1,118	1,241	64,494	-	68,265
Election expenses not subject to expenses limits	-	-	250	-	2,406
Other expenses	-	-	1,279	-	3,534
Transfers given	-	-	-	-	-
Total outflows	1,205	1,491	78,480	-	103,408

North Vancouver-Seymour (NVS) Electoral District

Candidate	Gary Bickling Hee CP	Mo Norton NDP	Daniel Quinn GP	Jane Ann Thornthwaite LIB
	\$	\$	\$	\$
Inflows				
Political contributions				
Individuals	1,187	140	-	955
Corporations	-	-	-	6,087
Unincorporated businesses/commercial organizations	-	-	-	-
Trade unions	-	2,617	-	-
Non-profit organizations	-	-	-	-
Other identifiable contributors	-	-	-	-
Anonymous contributions	-	-	-	30
Total political contributions	1,187	2,757	-	7,072
Transfers received	-	14,393	350	37,751
Fundraising income	-	-	-	-
Other income	-	-	-	-
Loans received	-	-	-	-
Total inflows	1,187	17,150	350	44,823
Outflows				
Election expenses subject to the 60 day pre-campaign period expenses limit	66	8,045	-	-
Election expenses subject to the campaign period expenses limit	819	13,465	100	32,638
Election expenses not subject to expenses limits	301	440	250	1,000
Other expenses	-	188	-	-
Transfers given	-	-	-	-
Total outflows	1,187	22,138	350	33,638

Oak Bay-Gordon Head (OBG) Electoral District

Candidate	Ida Chong LIB	Steven Johns GP	Jessica Van der Veen NDP
	\$	\$	\$
Inflows			
Political contributions			
Individuals	11,912	800	1,245
Corporations	9,821	-	-
Unincorporated businesses/commercial organizations	1,000	-	-
Trade unions	1,000	-	6,951
Non-profit organizations	5,000	-	-
Other identifiable contributors	-	-	-
Anonymous contributions	-	-	-
Total political contributions	28,733	800	8,196
Transfers received	82,005	-	79,890
Fundraising income	-	-	-
Other income	250	-	253
Loans received	-	-	-
Total inflows	110,988	800	88,339
Outflows			
Election expenses subject to the 60 day pre-campaign period expenses limit	12,591	-	13,178
Election expenses subject to the campaign period expenses limit	65,658	800	68,820
Election expenses not subject to expenses limits	681	-	367
Other expenses	2,372	-	3,023
Transfers given	-	-	-
Total outflows	81,302	800	85,388

Parksville-Qualicum (PAQ) Electoral District

Candidate	Ron Cantelon LIB	Wayne Osborne GP	Bruce Ryder REFD	Leanne Salter NDP
	\$	\$	\$	\$
Inflows				
Political contributions				
Individuals	6,710	2,091	-	3,277
Corporations	10,175	-	-	60
Unincorporated businesses/commercial organizations	3,870	-	-	-
Trade unions	1,000	-	-	-
Non-profit organizations	-	-	-	-
Other identifiable contributors	510	-	-	-
Anonymous contributions	-	-	-	-
Total political contributions	22,265	2,091	-	3,337
Transfers received	78,660	-	355	32,691
Fundraising income	-	-	-	-
Other income	450	-	-	-
Loans received	-	1,500	-	-
Total inflows	101,375	3,591	355	36,028
Outflows				
Election expenses subject to the 60 day pre-campaign period expenses limit	22,672	-	-	4,167
Election expenses subject to the campaign period expenses limit	31,008	6,553	344	27,002
Election expenses not subject to expenses limits	5,815	250	-	250
Other expenses	15,542	-	-	-
Transfers given	-	-	-	-
Total outflows	75,037	6,803	344	31,419

Peace River North (PCN) Electoral District

Candidate	Jackie Allen NDP	Suzanne Arntson REFD	Arthur A. Hadland IND	Liz Logan GP	Pat Pimm LIB
	\$	\$	\$	\$	\$
Inflows					
Political contributions					
Individuals	-	-	9,830	7,635	7,820
Corporations	-	-	3,187	4,750	12,250
Unincorporated businesses/commercial organizations	-	-	200	100	600
Trade unions	-	-	-	-	-
Non-profit organizations	-	-	-	13,500	1,000
Other identifiable contributors	-	-	845	8	-
Anonymous contributions	-	-	-	125	666
Total political contributions	-	-	14,062	26,118	22,336
Transfers received	14,587	260	-	100	32,977
Fundraising income	-	-	-	-	-
Other income	-	-	-	1	250
Loans received	-	-	-	3,100	-
Total inflows	14,587	260	14,062	29,319	55,563
Outflows					
Election expenses subject to the 60 day pre-campaign period expenses limit	4,838	-	-	-	4,356
Election expenses subject to the campaign period expenses limit	7,297	253	18,008	20,902	41,095
Election expenses not subject to expenses limits	1,572	-	250	4,901	6,950
Other expenses	-	-	-	-	329
Transfers given	-	-	-	389	-
Total outflows	13,707	253	18,258	26,192	52,730

Peace River South (PCS) Electoral District

Candidate	Grant Fraser GP	Blair Morgan Lekstrom LIB	Pat Shaw NDP	Donna Young IND
	\$	\$	\$	\$
Inflows				
Political contributions				
Individuals	-	50	-	1,774
Corporations	-	8,500	-	-
Unincorporated businesses/commercial organizations	-	-	-	-
Trade unions	-	-	1,150	-
Non-profit organizations	-	-	-	-
Other identifiable contributors	-	-	-	-
Anonymous contributions	-	-	-	-
Total political contributions	-	8,550	1,150	1,774
Transfers received	350	72,014	11,410	-
Fundraising income	-	-	-	-
Other income	-	15	253	-
Loans received	-	-	-	774
Total inflows	350	80,579	12,813	2,548
Outflows				
Election expenses subject to the 60 day pre-campaign period expenses limit	-	3,884	-	-
Election expenses subject to the campaign period expenses limit	100	26,287	9,564	1,524
Election expenses not subject to expenses limits	250	2,415	2,000	250
Other expenses	-	4,212	-	-
Transfers given	-	29,181	2,772	-
Total outflows	350	65,979	14,336	1,774

Penticton (PEN) Electoral District

Candidate	Bill Barisoff LIB	Julius Robert Bloomfield GP	Chris Delaney CP	Wendy Dion REFD	Cameron Phillips NDP
	\$	\$	\$	\$	\$
Inflows					
Political contributions					
Individuals	4,570	25,925	9,490	-	830
Corporations	26,400	-	4,010	-	-
Unincorporated businesses/commercial organizations	-	-	-	-	47
Trade unions	1,000	-	-	-	3,903
Non-profit organizations	-	-	-	-	-
Other identifiable contributors	3,433	-	-	-	-
Anonymous contributions	-	-	-	-	-
Total political contributions	35,403	25,925	13,500	-	4,780
Transfers received	58,735	-	350	730	22,901
Fundraising income	-	-	-	-	-
Other income	270	-	-	-	433
Loans received	-	730	-	-	-
Total inflows	94,408	26,655	13,850	730	28,114
Outflows					
Election expenses subject to the 60 day pre-campaign period expenses limit	12,687	10,278	244	-	9,409
Election expenses subject to the campaign period expenses limit	55,293	13,704	14,793	726	16,184
Election expenses not subject to expenses limits	1,394	250	-	-	1,529
Other expenses	2,928	10,844	-	-	792
Transfers given	-	-	-	-	-
Total outflows	72,302	35,076	15,037	726	27,914

Port Coquitlam (POC) Electoral District

Candidate	Cole Bertsch GP	Lewis Clarke Dahlby LBN	Mike Farnworth NDP	Bernie Christoph Hiller LIB	Brent Williams YPBC
	\$	\$	\$	\$	\$
Inflows					
Political contributions					
Individuals	-	-	1,827	2,330	-
Corporations	-	-	-	3,877	-
Unincorporated businesses/commercial organizations	-	-	-	182	-
Trade unions	-	-	15,460	-	-
Non-profit organizations	-	-	-	-	-
Other identifiable contributors	-	-	-	-	-
Anonymous contributions	-	-	-	-	-
Total political contributions	-	-	17,287	6,389	-
Transfers received	350	250	43,731	62,129	775
Fundraising income	-	-	-	-	-
Other income	-	-	-	250	-
Loans received	-	-	-	-	-
Total inflows	350	250	61,018	68,768	775
Outflows					
Election expenses subject to the 60 day pre-campaign period expenses limit	-	-	3,060	2,678	-
Election expenses subject to the campaign period expenses limit	100	250	44,951	55,979	525
Election expenses not subject to expenses limits	250	-	250	1,396	250
Other expenses	-	-	1,146	-	-
Transfers given	-	-	-	-	-
Total outflows	350	250	49,407	60,053	775

Port Moody-Coquitlam (POM) Electoral District

Candidate	Iain Black LIB	James Filippelli YPBC	Rebecca Helps GP	Donna Vandekerkhove REFD	Shannon Watkins NDP
	\$	\$	\$	\$	\$
Inflows					
Political contributions					
Individuals	4,127	-	841	-	2,052
Corporations	4,975	-	-	-	-
Unincorporated businesses/commercial organizations	-	-	-	-	-
Trade unions	6,500	-	-	-	4,462
Non-profit organizations	-	-	-	-	-
Other identifiable contributors	-	-	-	-	-
Anonymous contributions	-	-	-	-	-
Total political contributions	15,602	-	841	-	6,514
Transfers received	73,903	775	100	260	54,099
Fundraising income	-	-	-	-	-
Other income	-	-	-	-	-
Loans received	-	-	286	-	5,000
Total inflows	89,505	775	1,227	260	65,613
Outflows					
Election expenses subject to the 60 day pre-campaign period expenses limit	17,276	-	-	-	27,016
Election expenses subject to the campaign period expenses limit	61,181	525	798	253	46,281
Election expenses not subject to expenses limits	1,794	250	-	-	250
Other expenses	4,614	-	-	-	591
Transfers given	1,525	-	-	-	-
Total outflows	86,390	775	798	253	74,138

Powell River-Sunshine Coast (POR) Electoral District

Candidate	Jeff Chilton GP	Allen McIntyre REFD	Dawn Miller LIB	Nicholas Simons NDP
	\$	\$	\$	\$
Inflows				
Political contributions				
Individuals	-	850	8,967	-
Corporations	-	-	4,379	732
Unincorporated businesses/commercial organizations	-	-	250	-
Trade unions	-	-	-	-
Non-profit organizations	-	-	-	-
Other identifiable contributors	-	-	-	-
Anonymous contributions	-	-	-	-
Total political contributions	-	850	13,596	732
Transfers received	350	250	84,638	60,376
Fundraising income	-	-	3,390	-
Other income	-	-	-	250
Loans received	-	-	-	20,000
Total inflows	350	1,100	101,624	81,358
Outflows				
Election expenses subject to the 60 day pre-campaign period expenses limit	-	-	28,404	18,676
Election expenses subject to the campaign period expenses limit	100	1,073	56,597	43,573
Election expenses not subject to expenses limits	250	-	9,156	250
Other expenses	-	-	3,407	400
Transfers given	-	-	-	-
Total outflows	350	1,073	97,564	62,899

Prince George-Mackenzie (PRM) Electoral District

Candidate	Pat Bell LIB	Kevin Creamore GP	Tobias Lawrence NDP
	\$	\$	\$
Inflows			
Political contributions			
Individuals	192	550	668
Corporations	2,678	-	-
Unincorporated businesses/commercial organizations	-	-	-
Trade unions	-	-	12,588
Non-profit organizations	-	-	-
Other identifiable contributors	183	-	20
Anonymous contributions	-	-	-
Total political contributions	3,053	550	13,276
Transfers received	96,257	470	97,528
Fundraising income	-	-	-
Other income	250	-	-
Loans received	-	400	-
Total inflows	99,560	1,420	110,804
Outflows			
Election expenses subject to the 60 day pre-campaign period expenses limit	23,160	-	30,036
Election expenses subject to the campaign period expenses limit	57,333	786	49,082
Election expenses not subject to expenses limits	8,217	290	1,266
Other expenses	8,443	-	1,019
Transfers given	-	-	21,590
Total outflows	97,153	1,076	102,993

Prince George-Valemount (PRV) Electoral District

Candidate	Shirley Bond LIB	Julie Carew NDP	Andrej Joseph DeWolf GP	Gordon Wilfred Dickie CP	Don Roberts REFD
	\$	\$	\$	\$	\$
Inflows					
Political contributions					
Individuals	389	668	837	4,756	-
Corporations	4,811	-	-	-	-
Unincorporated businesses/commercial organizations	-	-	-	-	-
Trade unions	-	11,741	-	-	-
Non-profit organizations	-	-	-	-	-
Other identifiable contributors	183	20	-	-	-
Anonymous contributions	-	-	-	-	-
Total political contributions	5,383	12,429	837	4,756	-
Transfers received	122,752	69,423	475	-	260
Fundraising income	-	-	-	-	-
Other income	259	-	-	-	-
Loans received	-	-	600	-	-
Total inflows	128,394	81,852	1,912	4,756	260
Outflows					
Election expenses subject to the 60 day pre-campaign period expenses limit	22,010	19,675	-	-	-
Election expenses subject to the campaign period expenses limit	49,340	46,411	775	4,988	250
Election expenses not subject to expenses limits	3,519	1,742	250	5,006	-
Other expenses	12,536	1,019	-	-	-
Transfers given	-	12,214	312	-	-
Total outflows	87,405	81,061	1,337	9,994	250

Richmond Centre (RCC) Electoral District

Candidate	Kam Brar NDP	Kang Chen NAP	Rob Howard LIB	Michael Wolfe GP
	\$	\$	\$	\$
Inflows				
Political contributions				
Individuals	-	-	650	250
Corporations	-	-	1,340	-
Unincorporated businesses/commercial organizations	-	-	-	-
Trade unions	1,177	-	-	-
Non-profit organizations	-	-	500	-
Other identifiable contributors	-	-	-	-
Anonymous contributions	-	-	-	-
Total political contributions	1,177	-	2,490	250
Transfers received	14,628	250	109,380	-
Fundraising income	-	-	-	-
Other income	250	-	250	-
Loans received	-	-	-	-
Total inflows	16,055	250	112,120	250
Outflows				
Election expenses subject to the 60 day pre-campaign period expenses limit	644	-	29,074	-
Election expenses subject to the campaign period expenses limit	11,453	8	62,187	-
Election expenses not subject to expenses limits	250	250	4,343	250
Other expenses	1,383	-	5,481	-
Transfers given	600	-	-	-
Total outflows	14,330	258	101,085	250

Richmond East (RCE) Electoral District

Candidate	Wei Ping Chen NAP	Shawkat Ali Hasan NDP	Stephen Rees GP	Linda Reid LIB
	\$	\$	\$	\$
Inflows				
Political contributions				
Individuals	-	-	2,150	12,607
Corporations	-	-	-	9,865
Unincorporated businesses/commercial organizations	-	-	-	200
Trade unions	-	1,177	-	1,400
Non-profit organizations	-	-	-	2,200
Other identifiable contributors	-	-	-	-
Anonymous contributions	-	-	-	-
Total political contributions	-	1,177	2,150	26,272
Transfers received	-	14,449	100	73,406
Fundraising income	-	-	-	1,248
Other income	-	250	-	250
Loans received	-	-	-	-
Total inflows	-	15,876	2,250	101,176
Outflows				
Election expenses subject to the 60 day pre-campaign period expenses limit	-	644	-	13,931
Election expenses subject to the campaign period expenses limit	-	11,885	2,067	64,685
Election expenses not subject to expenses limits	-	250	433	7,657
Other expenses	-	1,384	-	5,587
Transfers given	-	100	-	-
Total outflows	-	14,263	2,500	91,860

Richmond-Steveston (RCS) Electoral District

Candidate	Barry Edward Chilton CP	Jeff Hill GP	Sue Wallis NDP	John Yap LIB
	\$	\$	\$	\$
Inflows				
Political contributions				
Individuals	450	-	-	1,750
Corporations	-	-	-	2,755
Unincorporated businesses/commercial organizations	-	-	1,177	-
Trade unions	-	-	-	-
Non-profit organizations	-	-	-	1,000
Other identifiable contributors	-	-	-	-
Anonymous contributions	-	-	-	-
Total political contributions	450	-	1,177	5,505
Transfers received	-	350	14,311	103,711
Fundraising income	-	-	-	-
Other income	-	-	250	-
Loans received	-	-	-	-
Total inflows	450	350	15,738	109,216
Outflows				
Election expenses subject to the 60 day pre-campaign period expenses limit	-	-	1,751	32,449
Election expenses subject to the campaign period expenses limit	450	100	12,651	55,871
Election expenses not subject to expenses limits	-	250	250	2,100
Other expenses	-	-	1,391	14,611
Transfers given	-	-	100	-
Total outflows	450	350	16,143	105,031

Saanich North and the Islands (SAN) Electoral District

Candidate	Tom Bradfield GP	Murray Robert Coell LIB	Gary Holman NDP
	\$	\$	\$
Inflows			
Political contributions			
Individuals	4,824	20,213	-
Corporations	-	14,463	-
Unincorporated businesses/commercial organizations	-	100	-
Trade unions	-	-	-
Non-profit organizations	-	-	-
Other identifiable contributors	-	-	-
Anonymous contributions	-	-	-
Total political contributions	4,824	34,776	-
Transfers received	-	63,869	60,821
Fundraising income	-	-	-
Other income	-	520	-
Loans received	3,000	-	-
Total inflows	7,824	99,165	60,821
Outflows			
Election expenses subject to the 60 day pre-campaign period expenses limit	-	17,976	5,736
Election expenses subject to the campaign period expenses limit	4,633	46,193	52,688
Election expenses not subject to expenses limits	123	3,803	3,221
Other expenses	-	1,359	-
Transfers given	-	15,000	-
Total outflows	4,756	84,331	61,645

Saanich South (SAS) Electoral District

Candidate	Robin Adair LIB	Douglas Christie WCC	Brian Geoffrey Gordon GP	Lana Popham NDP
	\$	\$	\$	\$
Inflows				
Political contributions				
Individuals	25,964	-	250	3,806
Corporations	38,948	-	-	-
Unincorporated businesses/commercial organizations	-	-	-	1,540
Trade unions	-	-	-	17,372
Non-profit organizations	150	-	-	-
Other identifiable contributors	-	-	-	-
Anonymous contributions	-	-	-	-
Total political contributions	65,062	-	250	22,718
Transfers received	54,357	250	405	70,892
Fundraising income	-	-	-	-
Other income	-	-	20	530
Loans received	-	-	20	-
Total inflows	119,419	250	695	94,140
Outflows				
Election expenses subject to the 60 day pre-campaign period expenses limit	45,983	-	4	20,067
Election expenses subject to the campaign period expenses limit	56,956	-	102	65,294
Election expenses not subject to expenses limits	600	250	549	3,883
Other expenses	10,225	-	20	-
Transfers given	-	-	-	-
Total outflows	113,764	250	675	89,244

Shuswap (SHU) Electoral District

Candidate	George Malcolm Abbott LIB	Chris Charles Emery BCM	Steve Gunner NDP	Beryl Alberta Ludwig CP	Michel Saab GP
	\$	\$	\$	\$	\$
Inflows					
Political contributions					
Individuals	6,579	550	1,100	1,520	7,046
Corporations	17,745	-	-	-	-
Unincorporated businesses/commercial organizations	560	-	-	-	-
Trade unions	-	-	-	-	-
Non-profit organizations	4,500	-	-	-	-
Other identifiable contributors	-	-	-	-	-
Anonymous contributions	-	-	-	20	3
Total political contributions	29,384	550	1,100	1,540	7,049
Transfers received	60,198	-	36,612	6,372	-
Fundraising income	-	-	-	-	-
Other income	-	-	-	-	-
Loans received	-	-	-	-	-
Total inflows	89,582	550	37,712	7,912	7,049
Outflows					
Election expenses subject to the 60 day pre-campaign period expenses limit	13,016	-	874	793	-
Election expenses subject to the campaign period expenses limit	59,090	-	29,875	7,631	6,799
Election expenses not subject to expenses limits	5,761	550	550	376	250
Other expenses	2,630	-	-	40	-
Transfers given	-	-	6,000	538	-
Total outflows	80,497	550	37,299	9,378	7,049

Skeena (SKE) Electoral District

Candidate	Robin Austin NDP	Mike Brousseau CP	Anita Norman GP	Donny van Dyk LIB
	\$	\$	\$	\$
Inflows				
Political contributions				
Individuals	1,157	850	660	4,870
Corporations	-	-	-	5,625
Unincorporated businesses/commercial organizations	-	-	-	-
Trade unions	-	-	-	-
Non-profit organizations	-	-	-	-
Other identifiable contributors	-	-	-	-
Anonymous contributions	-	-	210	-
Total political contributions	1,157	850	870	10,495
Transfers received	41,088	-	-	84,793
Fundraising income	-	-	-	-
Other income	1	-	-	250
Loans received	-	-	-	-
Total inflows	42,246	850	870	95,538
Outflows				
Election expenses subject to the 60 day pre-campaign period expenses limit	12,577	-	184	18,988
Election expenses subject to the campaign period expenses limit	52,279	6,282	10	47,836
Election expenses not subject to expenses limits	1,215	300	985	3,663
Other expenses	276	-	-	9,460
Transfers given	-	-	67	-
Total outflows	66,347	6,582	1,246	79,947

Stikine (SKN) Electoral District

Candidate	Roger Benham GP	Doug Donaldson NDP	Scott Groves LIB
	\$	\$	\$
Inflows			
Political contributions			
Individuals	332	-	11,731
Corporations	-	-	20,020
Unincorporated businesses/commercial organizations	-	-	2,100
Trade unions	-	-	-
Non-profit organizations	-	-	-
Other identifiable contributors	-	-	-
Anonymous contributions	-	-	-
Total political contributions	332	-	33,851
Transfers received	100	33,339	43,919
Fundraising income	-	-	-
Other income	-	-	250
Loans received	-	-	200
Total inflows	432	33,339	78,220
Outflows			
Election expenses subject to the 60 day pre-campaign period expenses limit	58	1,090	21,674
Election expenses subject to the campaign period expenses limit	275	34,904	31,700
Election expenses not subject to expenses limits	-	1,098	2,250
Other expenses	-	-	2,203
Transfers given	-	-	22,632
Total outflows	333	37,092	80,459

Surrey-Cloverdale (SRC) Electoral District

Candidate	Kevin Falcon LIB	Deborah Payment NDP	Kevin Purton GP
	\$	\$	\$
Inflows			
Political contributions			
Individuals	2,150	-	5,470
Corporations	32,130	-	-
Unincorporated businesses/commercial organizations	3,500	-	-
Trade unions	1,000	-	-
Non-profit organizations	1,000	-	-
Other identifiable contributors	-	-	-
Anonymous contributions	-	-	-
Total political contributions	39,780	-	5,470
Transfers received	63,558	5,743	-
Fundraising income	-	-	-
Other income	250	-	-
Loans received	-	-	-
Total inflows	103,588	5,743	5,470
Outflows			
Election expenses subject to the 60 day pre-campaign period expenses limit	3,714	-	231
Election expenses subject to the campaign period expenses limit	62,524	4,530	4,929
Election expenses not subject to expenses limits	5,778	-	311
Other expenses	2,500	-	-
Transfers given	31,565	1,221	-
Total outflows	106,081	5,751	5,471

Surrey-Fleetwood (SRF) Electoral District

Candidate	Jagrup Brar NDP	Christin Geall GP	Jagmohan Singh LIB
	\$	\$	\$
Inflows			
Political contributions			
Individuals	645	-	14,919
Corporations	-	-	9,800
Unincorporated businesses/commercial organizations	-	-	-
Trade unions	6,270	-	-
Non-profit organizations	-	-	-
Other identifiable contributors	3,248	-	-
Anonymous contributions	-	-	-
Total political contributions	10,163	-	24,719
Transfers received	70,853	350	105,682
Fundraising income	-	-	-
Other income	319	-	250
Loans received	-	-	-
Total inflows	81,335	350	130,651
Outflows			
Election expenses subject to the 60 day pre-campaign period expenses limit	4,401	-	36,981
Election expenses subject to the campaign period expenses limit	56,507	100	65,659
Election expenses not subject to expenses limits	250	250	6,775
Other expenses	2,187	-	9,159
Transfers given	6,000	-	820
Total outflows	69,345	350	119,394

Surrey-Green Timbers (SRG) Electoral District

Candidate	Sue Hammell NDP	Dan Kashagama GP	Rani Mangat LIB
	\$	\$	\$
Inflows			
Political contributions			
Individuals	-	-	7,860
Corporations	-	-	7,675
Unincorporated businesses/commercial organizations	-	-	-
Trade unions	3,902	-	-
Non-profit organizations	-	-	-
Other identifiable contributors	-	-	-
Anonymous contributions	-	-	-
Total political contributions	3,902	-	15,535
Transfers received	56,227	350	32,309
Fundraising income	-	-	-
Other income	1	-	635
Loans received	-	-	-
Total inflows	60,130	-	48,479
Outflows			
Election expenses subject to the 60 day pre-campaign period expenses limit	8,503	-	2,686
Election expenses subject to the campaign period expenses limit	53,243	100	38,053
Election expenses not subject to expenses limits	250	250	-
Other expenses	1,000	-	1,544
Transfers given	-	-	3,937
Total outflows	62,996	350	46,220

Surrey-Newton (SRN) Electoral District

Candidate	Harry Bains NDP	Ajay Caleb LIB	George Gidora COMM	Trevor Loke GP
	\$	\$	\$	\$
Inflows				
Political contributions				
Individuals	2,535	-	-	5,075
Corporations	-	-	-	-
Unincorporated businesses/commercial organizations	-	-	-	-
Trade unions	18,363	-	-	-
Non-profit organizations	-	-	993	-
Other identifiable contributors	-	-	-	-
Anonymous contributions	-	-	-	-
Total political contributions	20,898	-	993	5,075
Transfers received	67,822	32,640	444	-
Fundraising income	-	-	-	490
Other income	-	250	-	-
Loans received	-	-	-	-
Total inflows	88,720	32,890	1,437	5,565
Outflows				
Election expenses subject to the 60 day pre-campaign period expenses limit	12,995	2,690	-	650
Election expenses subject to the campaign period expenses limit	48,923	27,374	1,187	4,354
Election expenses not subject to expenses limits	1,862	2,595	250	-
Other expenses	1,353	-	-	-
Transfers given	16,000	231	-	-
Total outflows	81,133	32,890	1,437	5,004

Surrey-Panorama (SRP) Electoral District

Candidate	Stephanie Cadieux LIB	Debbie Lawrance NDP	Murray Weisenberger GP
	\$	\$	\$
Inflows			
Political contributions			
Individuals	1,720	876	1,275
Corporations	10,052	-	-
Unincorporated businesses/commercial organizations	-	-	-
Trade unions	-	10,604	-
Non-profit organizations	-	-	-
Other identifiable contributors	-	-	-
Anonymous contributions	-	-	-
Total political contributions	11,772	11,480	1,275
Transfers received	75,679	25,618	-
Fundraising income	-	-	-
Other income	250	-	-
Loans received	-	-	-
Total inflows	87,701	37,098	1,275
Outflows			
Election expenses subject to the 60 day pre-campaign period expenses limit	19,515	4,394	-
Election expenses subject to the campaign period expenses limit	53,493	24,803	3,169
Election expenses not subject to expenses limits	3,274	250	-
Other expenses	2,709	1,491	-
Transfers given	-	-	-
Total outflows	78,991	30,938	3,169

Surrey-Tynehead (SRT) Electoral District

Candidate	Dave Hayer LIB	Gerald Singh GP	Pat Zanon NDP
	\$	\$	\$
Inflows			
Political contributions			
Individuals	21,411	-	659
Corporations	32,079	-	-
Unincorporated businesses/commercial organizations	925	-	-
Trade unions	500	-	17,626
Non-profit organizations	-	-	-
Other identifiable contributors	-	-	195
Anonymous contributions	-	-	-
Total political contributions	54,915	-	18,480
Transfers received	58,000	350	46,770
Fundraising income	-	-	-
Other income	250	-	-
Loans received	-	-	-
Total inflows	113,165	350	65,250
Outflows			
Election expenses subject to the 60 day pre-campaign period expenses limit	48,452	-	11,172
Election expenses subject to the campaign period expenses limit	53,251	100	49,408
Election expenses not subject to expenses limits	-	250	500
Other expenses	9,089	-	721
Transfers given	-	-	3,449
Total outflows	110,792	350	65,250

Surrey-Whalley (SWH) Electoral District

Candidate	Radhia Benalia LIB	Bernadette Keenan GP	Bruce Ralston NDP
	\$	\$	\$
Inflows			
Political contributions			
Individuals	32,260	882	-
Corporations	1,100	-	771
Unincorporated businesses/commercial organizations	-	-	-
Trade unions	-	-	6,582
Non-profit organizations	-	-	-
Other identifiable contributors	-	-	-
Anonymous contributions	-	-	-
Total political contributions	33,360	882	7,353
Transfers received	19,783	350	52,340
Fundraising income	-	-	-
Other income	-	-	592
Loans received	-	-	-
Total inflows	53,143	1,232	60,285
Outflows			
Election expenses subject to the 60 day pre-campaign period expenses limit	-	625	10,837
Election expenses subject to the campaign period expenses limit	58,985	334	41,896
Election expenses not subject to expenses limits	250	250	250
Other expenses	-	23	-
Transfers given	-	-	-
Total outflows	59,235	1,232	52,983

Surrey-White Rock (SWR) Electoral District

Candidate	Drina Allen NDP	David Charles Hawkins RP	Gordon Hogg LIB	Don Pitcairn GP
	\$	\$	\$	\$
Inflows				
Political contributions				
Individuals	3,255	250	17,250	325
Corporations	-	-	20,000	-
Unincorporated businesses/commercial organizations	-	-	-	-
Trade unions	-	-	1,000	-
Non-profit organizations	-	-	-	-
Other identifiable contributors	-	-	-	-
Anonymous contributions	-	-	-	-
Total political contributions	3,255	250	38,250	325
Transfers received	17,404	-	71,589	-
Fundraising income	-	-	-	-
Other income	1	-	-	-
Loans received	-	-	-	-
Total inflows	20,660	250	109,839	325
Outflows				
Election expenses subject to the 60 day pre-campaign period expenses limit	564	250	30,087	323
Election expenses subject to the campaign period expenses limit	15,324	-	66,262	-
Election expenses not subject to expenses limits	1,450	-	3,085	-
Other expenses	1,121	-	4,169	-
Transfers given	-	-	6,236	-
Total outflows	18,459	250	109,839	323

Vancouver-Fairview (VFA) Electoral District

Candidate	Norris Matthew Barens RP	Graham Clark IND	Alexander Frei REFD	Margaret MacDiarmid LIB	Jenn McGinn NDP	Vanessa Violini GP
	\$	\$	\$	\$	\$	\$
Inflows						
Political contributions						
Individuals	250	-	-	4,400	46	150
Corporations	-	-	-	20,900	-	250
Unincorporated businesses/commercial organizations	-	-	-	-	50	-
Trade unions	-	-	-	-	39,885	-
Non-profit organizations	-	-	-	-	-	-
Other identifiable contributors	-	-	-	-	-	-
Anonymous contributions	-	-	-	-	-	-
Total political contributions	250	-	-	25,300	39,981	400
Transfers received	-	-	260	112,800	67,420	-
Fundraising income	-	-	-	-	-	-
Other income	-	-	-	-	3	-
Loans received	-	-	-	-	16,600	-
Total inflows	250	-	260	138,100	124,004	400
Outflows						
Election expenses subject to the 60 day pre-campaign period expenses limit	250	-	-	37,045	25,080	-
Election expenses subject to the campaign period expenses limit	-	-	253	57,101	63,738	399
Election expenses not subject to expenses limits	-	-	-	2,250	250	-
Other expenses	-	-	-	1,112	2,502	-
Transfers given	-	-	-	-	5,000	-
Total outflows	250	-	253	97,508	96,570	399

Vancouver-False Creek (VFC) Electoral District

Candidate	Otto Grecz REFD	Michael R. Halliday IND	David Robert Hutchinson CP	Damian Kettlewell GP	Mary McNeil LIB	Jordan Parente NDP
	\$	\$	\$	\$	\$	\$
Inflows						
Political contributions						
Individuals	-	100	250	5,903	8,680	910
Corporations	-	-	-	6,632	13,157	-
Unincorporated businesses/commercial organizations	-	-	-	-	-	-
Trade unions	-	-	-	-	-	-
Non-profit organizations	-	-	-	-	-	-
Other identifiable contributors	-	-	-	-	-	-
Anonymous contributions	-	-	-	-	-	-
Total political contributions	-	100	250	12,535	21,837	910
Transfers received	260	-	-	100	145,296	11,145
Fundraising income	-	-	-	2,398	-	-
Other income	-	-	-	-	-	-
Loans received	-	-	-	-	20,000	1,000
Total inflows	260	100	250	15,033	187,133	13,055
Outflows						
Election expenses subject to the 60 day pre-campaign period expenses limit	-	-	-	146	40,306	2,579
Election expenses subject to the campaign period expenses limit	253	220	7,280	12,554	58,947	19,793
Election expenses not subject to expenses limits	-	590	-	2,334	5,698	1,098
Other expenses	-	-	-	-	61,183	-
Transfers given	-	-	-	-	-	-
Total outflows	253	810	7,280	15,034	166,134	23,470

Vancouver-Fraserview (VFV) Electoral District

Candidate	Jodie Joanna Emery GP	Kash P. Heed LIB	Andrew Stevano REFD	Gabriel Yiu NDP
	\$	\$	\$	\$
Inflows				
Political contributions				
Individuals	4,783	9,115	-	-
Corporations	2,010	12,975	-	-
Unincorporated businesses/commercial organizations	-	2,250	-	-
Trade unions	-	-	-	7,446
Non-profit organizations	-	-	-	-
Other identifiable contributors	-	-	-	-
Anonymous contributions	1,385	-	-	-
Total political contributions	8,178	24,340	-	7,446
Transfers received	-	65,760	260	80,844
Fundraising income	-	-	-	-
Other income	-	250	-	-
Loans received	-	-	-	-
Total inflows	8,178	90,350	260	88,290
Outflows				
Election expenses subject to the 60 day pre-campaign period expenses limit	-	7,074	-	17,908
Election expenses subject to the campaign period expenses limit	8,179	63,203	253	53,771
Election expenses not subject to expenses limits	-	-	-	1,450
Other expenses	-	4,938	-	-
Transfers given	-	-	-	21,463
Total outflows	8,179	75,215	253	94,592

Vancouver-Hastings (VHA) Electoral District

Candidate	Ryan Daniel Conroy GP	Haida Lane LIB	Dietrich Pajonk SEX	Donna Petersen PF	Shane Simpson NDP	Chris Telford WLP
	\$	\$	\$	\$	\$	\$
Inflows						
Political contributions						
Individuals	2,136	-	-	250	645	-
Corporations	-	2,038	-	-	-	-
Unincorporated businesses/commercial organizations	-	-	-	-	-	-
Trade unions	1,000	-	-	-	5,012	-
Non-profit organizations	-	-	-	-	395	-
Other identifiable contributors	-	-	-	-	-	-
Anonymous contributions	-	-	-	-	-	-
Total political contributions	3,136	2,038	-	250	6,052	-
Transfers received	-	39,581	-	-	60,480	-
Fundraising income	-	-	-	-	-	-
Other income	-	250	-	-	250	-
Loans received	-	-	-	-	-	-
Total inflows	3,136	41,869	-	250	66,782	-
Outflows						
Election expenses subject to the 60 day pre-campaign period expenses limit	-	2,639	269	250	2,234	-
Election expenses subject to the campaign period expenses limit	3,787	36,530	-	-	55,075	-
Election expenses not subject to expenses limits	-	2,450	-	-	250	-
Other expenses	-	-	-	-	-	-
Transfers given	-	250	-	-	-	-
Total outflows	3,787	41,869	269	250	57,559	-

Vancouver-Kensington (VKE) Electoral District

Candidate	Mable Elmore NDP	Syrus Lee LIB	Doug Warkentin GP
	\$	\$	\$
Inflows			
Political contributions			
Individuals	4,739	2,870	438
Corporations	404	5,500	-
Unincorporated businesses/commercial organizations	-	1,000	-
Trade unions	2,819	-	-
Non-profit organizations	-	-	-
Other identifiable contributors	-	-	-
Anonymous contributions	-	-	-
Total political contributions	7,962	9,370	438
Transfers received	71,851	31,982	100
Fundraising income	-	20,350	-
Other income	252	-	-
Loans received	-	-	250
Total inflows	80,065	61,702	788
Outflows			
Election expenses subject to the 60 day pre-campaign period expenses limit	15,998	11,911	-
Election expenses subject to the campaign period expenses limit	61,016	26,221	380
Election expenses not subject to expenses limits	2,294	8,200	144
Other expenses	3,388	-	3
Transfers given	2,122	15,370	-
Total outflows	84,818	61,702	527

Vancouver-Kingsway (VKI) Electoral District

Candidate	Charles Boylan PF	Adrian Dix NDP	Matt Kadioglu LBN	Rev Warkentin GP	Bill Yuen LIB
	\$	\$	\$	\$	\$
Inflows					
Political contributions					
Individuals	250	1,539	-	3	2,748
Corporations	-	1,434	-	-	150
Unincorporated businesses/commercial organizations	-	-	-	-	-
Trade unions	-	9,761	-	-	-
Non-profit organizations	-	-	-	-	-
Other identifiable contributors	-	-	-	-	-
Anonymous contributions	-	-	-	-	-
Total political contributions	250	12,734	-	3	2,898
Transfers received	-	75,053	250	100	62,042
Fundraising income	-	-	-	-	-
Other income	-	250	-	-	250
Loans received	-	-	-	250	-
Total inflows	250	88,037	250	353	65,190
Outflows					
Election expenses subject to the 60 day pre-campaign period expenses limit	-	3,857	-	-	12,001
Election expenses subject to the campaign period expenses limit	250	50,839	250	100	43,195
Election expenses not subject to expenses limits	-	1,650	-	3	250
Other expenses	-	2,811	-	-	5,859
Transfers given	-	-	-	-	-
Total outflows	250	59,157	250	103	61,305

Vancouver-Langara (VLA) Electoral District

Candidate	Helesia Luke NDP	Maira Stilwell LIB	J-M Toriel GP
	\$	\$	\$
Inflows			
Political contributions			
Individuals	-	278	500
Corporations	-	-	-
Unincorporated businesses/commercial organizations	-	-	-
Trade unions	-	-	-
Non-profit organizations	-	-	-
Other identifiable contributors	-	-	-
Anonymous contributions	-	-	-
Total political contributions	-	278	500
Transfers received	11,988	89,332	125
Fundraising income	-	-	-
Other income	-	250	-
Loans received	-	-	-
Total inflows	11,988	89,860	625
Outflows			
Election expenses subject to the 60 day pre-campaign period expenses limit	-	16,014	-
Election expenses subject to the campaign period expenses limit	11,591	45,698	586
Election expenses not subject to expenses limits	250	250	-
Other expenses	-	17,528	-
Transfers given	284	-	-
Total outflows	12,125	79,490	586

Vancouver-Mount Pleasant (VMP) Electoral District

Candidate	John T. Boychuk GP	Jenny Wai Ching Kwan NDP	Peter Marcus COMM	Sherry Darlene Wiebe LIB
	\$	\$	\$	\$
Inflows				
Political contributions				
Individuals	-	427	-	3,251
Corporations	6,500	-	-	450
Unincorporated businesses/commercial organizations	-	500	-	-
Trade unions	-	4,811	-	-
Non-profit organizations	-	-	993	-
Other identifiable contributors	-	1,003	-	-
Anonymous contributions	33	-	-	-
Total political contributions	6,533	6,741	993	3,701
Transfers received	-	72,822	572	37,555
Fundraising income	-	-	-	-
Other income	-	4	-	-
Loans received	-	-	-	-
Total inflows	6,533	79,567	1,565	41,256
Outflows				
Election expenses subject to the 60 day pre-campaign period expenses limit	-	5,090	46	3,313
Election expenses subject to the campaign period expenses limit	6,533	63,097	1,269	34,883
Election expenses not subject to expenses limits	-	250	250	2,700
Other expenses	-	2,156	-	-
Transfers given	-	-	-	-
Total outflows	6,533	70,593	1,565	40,896

Vancouver-Point Grey (VNP) Electoral District

Candidate	Gordon Campbell LIB	John Ince SEX	Stephen Kronstein GP	Mel Lehan NDP
	\$	\$	\$	\$
Inflows				
Political contributions				
Individuals	3,500	-	1,230	848
Corporations	2,310	-	-	-
Unincorporated businesses/commercial organizations	-	-	-	-
Trade unions	-	-	-	9,802
Non-profit organizations	-	-	-	-
Other identifiable contributors	-	-	-	-
Anonymous contributions	230	-	75	-
Total political contributions	6,040	-	1,305	10,650
Transfers received	178,002	250	100	80,274
Fundraising income	-	-	-	-
Other income	250	-	-	3
Loans received	-	-	-	30,000
Total inflows	184,292	250	1,405	120,927
Outflows				
Election expenses subject to the 60 day pre-campaign period expenses limit	61,821	-	-	44,889
Election expenses subject to the campaign period expenses limit	62,665	-	1,155	60,453
Election expenses not subject to expenses limits	250	250	250	250
Other expenses	24,630	-	-	5,242
Transfers given	30,000	-	-	5,400
Total outflows	179,366	250	1,405	116,234

Vancouver-Quilchena (VNQ) Electoral District

Candidate	Colin Hansen LIB	Laura-Leah Shaw GP	James Young NDP
	\$	\$	\$
Inflows			
Political contributions			
Individuals	250	1,738	585
Corporations	890	-	-
Unincorporated businesses/commercial organizations	3,500	-	-
Trade unions	-	-	-
Non-profit organizations	-	-	-
Other identifiable contributors	-	-	-
Anonymous contributions	-	-	-
Total political contributions	4,640	1,738	585
Transfers received	105,063	100	11,679
Fundraising income	-	-	-
Other income	250	-	250
Loans received	-	-	-
Total inflows	109,953	1,838	12,514
Outflows			
Election expenses subject to the 60 day pre-campaign period expenses limit	62,447	-	1,825
Election expenses subject to the campaign period expenses limit	41,045	1,391	6,449
Election expenses not subject to expenses limits	4,495	347	453
Other expenses	1,467	-	3,104
Transfers given	-	-	683
Total outflows	109,454	1,738	12,514

Vancouver-West End (VNW) Electoral District

Candidate	Menard D. Caissy	John Clarke LBN	Spencer Herbert NDP	Scarlett Lake SEX	Laura McDiarmid LIB	Drina Read GP
	\$	\$	\$	\$	\$	\$
Inflows						
Political contributions						
Individuals	67	-	-	-	1,870	2,131
Corporations	-	-	-	-	-	-
Unincorporated businesses/commercial organizations	-	-	-	-	-	500
Trade unions	-	-	4,128	-	-	-
Non-profit organizations	-	-	-	-	-	-
Other identifiable contributors	-	-	-	-	-	-
Anonymous contributions	-	-	-	-	-	10
Total political contributions	67	-	4,128	-	1,870	2,641
Transfers received	-	250	59,370	250	41,716	-
Fundraising income	-	-	-	-	-	-
Other income	-	-	251	-	250	-
Loans received	-	-	-	-	-	359
Total inflows	67	250	63,749	250	43,836	3,000
Outflows						
Election expenses subject to the 60 day pre-campaign period expenses limit	67	-	3,648	-	3,546	-
Election expenses subject to the campaign period expenses limit	-	250	53,595	-	37,611	1,648
Election expenses not subject to expenses limits	-	-	2,750	250	250	953
Other expenses	-	-	-	-	1,294	40
Transfers given	-	-	4,557	-	-	-
Total outflows	67	250	64,550	250	42,701	2,641

Vernon-Monashee (VRM) Electoral District

Candidate	Huguette Marie Allen GP	RJ Busch REFD	Gordon Campbell	Eric Bailey Foster LIB	Mark Steven Olsen NDP	Dean Skoreyko CP
	\$	\$	\$	\$	\$	\$
Inflows						
Political contributions						
Individuals	15,123	-	250	19,100	235	2,511
Corporations	500	-	-	16,750	-	2,100
Unincorporated businesses/commercial organizations	100	-	-	-	-	-
Trade unions	-	-	-	-	14,054	-
Non-profit organizations	-	-	-	-	-	-
Other identifiable contributors	-	-	-	1,541	110	-
Anonymous contributions	270	-	-	-	-	-
Total political contributions	15,993	-	250	37,391	14,399	4,611
Transfers received	762	260	-	52,294	27,779	406
Fundraising income	2,007	-	-	-	-	-
Other income	-	-	-	-	-	-
Loans received	500	-	-	-	-	-
Total inflows	19,262	260	250	89,685	42,178	5,017
Outflows						
Election expenses subject to the 60 day pre-campaign period expenses limit	-	-	-	3,117	7,065	-
Election expenses subject to the campaign period expenses limit	13,656	253	-	55,691	36,004	5,806
Election expenses not subject to expenses limits	1,968	-	250	454	250	-
Other expenses	-	-	-	802	322	-
Transfers given	-	-	-	-	-	-
Total outflows	15,624	253	250	60,064	43,641	5,806

Victoria-Beacon Hill (VTB) Electoral District

Candidate	Saul Andersen IND	Dallas Henault LIB	Carole James NDP	Adam Saab GP
	\$	\$	\$	\$
Inflows				
Political contributions				
Individuals	992	7,513	196	5,820
Corporations	-	4,606	-	-
Unincorporated businesses/commercial organizations	-	-	-	-
Trade unions	-	-	160	-
Non-profit organizations	-	-	-	-
Other identifiable contributors	-	-	-	-
Anonymous contributions	-	-	-	-
Total political contributions	992	12,119	356	5,820
Transfers received	-	67,292	86,786	2,998
Fundraising income	-	-	-	-
Other income	270	-	-	2
Loans received	-	-	-	-
Total inflows	1,262	79,411	87,142	8,820
Outflows				
Election expenses subject to the 60 day pre-campaign period expenses limit	-	25,111	15,422	510
Election expenses subject to the campaign period expenses limit	960	40,792	62,368	6,354
Election expenses not subject to expenses limits	250	-	1,275	1,944
Other expenses	51	10,842	2,120	13
Transfers given	-	3,884	-	-
Total outflows	1,261	80,629	81,185	8,821

Victoria-Swan Lake (VTS) Electoral District

Candidate	Rob Fleming NDP	Jesse McClinton LIB	Robert (Bob) Savage REFD	David Wright GP
	\$	\$	\$	\$
Inflows				
Political contributions				
Individuals	810	1,600	-	410
Corporations	916	5,795	-	-
Unincorporated businesses/commercial organizations	500	-	-	-
Trade unions	495	-	-	-
Non-profit organizations	-	-	-	-
Other identifiable contributors	-	-	-	-
Anonymous contributions	-	-	-	-
Total political contributions	2,721	7,395	-	410
Transfers received	69,444	25,448	750	250
Fundraising income	-	-	-	-
Other income	252	-	-	-
Loans received	-	-	-	-
Total inflows	72,417	32,843	750	660
Outflows				
Election expenses subject to the 60 day pre-campaign period expenses limit	4,015	3,853	-	-
Election expenses subject to the campaign period expenses limit	48,175	24,564	731	410
Election expenses not subject to expenses limits	546	2,455	-	250
Other expenses	964	2,013	-	-
Transfers given	-	-	-	-
Total outflows	53,700	32,885	731	660

West Vancouver-Capilano (WCA) Electoral District

Candidate	Tunya Audain LBN	David Owen Marley IND	Eddie Petrossian CP	Terry Platt NDP	Ralph Sultan LIB	Ryan Windsor GP
	\$	\$	\$	\$	\$	\$
Inflows						
Political contributions						
Individuals	-	33,975	9,672	-	5,750	3,325
Corporations	-	10,550	250	-	500	100
Unincorporated businesses/commercial organizations	-	-	-	-	-	-
Trade unions	-	-	-	-	-	-
Non-profit organizations	-	-	-	-	-	-
Other identifiable contributors	-	-	-	-	-	450
Anonymous contributions	-	499	-	-	-	-
Total political contributions	-	45,024	9,922	-	6,250	3,875
Transfers received	250	-	95	9,647	85,147	437
Fundraising income	-	-	-	-	-	-
Other income	-	-	-	-	250	-
Loans received	-	-	-	-	-	-
Total inflows	250	45,024	10,017	9,647	91,647	4,312
Outflows						
Election expenses subject to the 60 day pre-campaign period expenses limit	-	28,756	5,827	-	20,055	-
Election expenses subject to the campaign period expenses limit	250	13,483	3,193	8,319	47,581	3,586
Election expenses not subject to expenses limits	-	1,550	-	250	7,804	-
Other expenses	-	1,125	3,225	-	3,545	-
Transfers given	-	-	-	1,078	11,502	-
Total outflows	250	44,914	12,245	9,647	90,487	3,586

West Vancouver-Sea to Sky (WSS) Electoral District

Candidate	Juliana Buitenhuis NDP	Joan McIntyre LIB	Jim Stephenson GP
	\$	\$	\$
Inflows			
Political contributions			
Individuals	1,245	114	11,902
Corporations	-	-	100
Unincorporated businesses/commercial organizations	-	-	-
Trade unions	-	-	-
Non-profit organizations	500	-	-
Other identifiable contributors	-	250	-
Anonymous contributions	25	-	45
Total political contributions	1,770	364	12,047
Transfers received	6,242	119,806	-
Fundraising income	-	-	650
Other income	-	-	251
Loans received	-	-	2,454
Total inflows	8,012	120,170	15,402
Outflows			
Election expenses subject to the 60 day pre-campaign period expenses limit	322	34,524	-
Election expenses subject to the campaign period expenses limit	6,770	59,638	12,948
Election expenses not subject to expenses limits	-	3,066	2,760
Other expenses	-	7,502	-
Transfers given	-	15,439	-
Total outflows	7,092	120,169	15,708

Westside-Kelowna (WTK) Electoral District

Candidate	Tish Lakes NDP	Robin Andrew McKim GP	Peter Neville CP	Ben Stewart LIB
	\$	\$	\$	\$
Inflows				
Political contributions				
Individuals	1,445	975	9,605	3,780
Corporations	33	-	100	596
Unincorporated businesses/commercial organizations	-	-	-	-
Trade unions	3,001	-	-	-
Non-profit organizations	-	-	-	-
Other identifiable contributors	52	-	-	-
Anonymous contributions	-	-	-	-
Total political contributions	4,531	975	9,705	4,376
Transfers received	17,865	100	-	82,166
Fundraising income	-	-	-	360
Other income	250	-	-	8
Loans received	-	-	-	-
Total inflows	22,646	1,075	9,705	86,910
Outflows				
Election expenses subject to the 60 day pre-campaign period expenses limit	1,387	-	246	19,291
Election expenses subject to the campaign period expenses limit	20,533	811	9,209	48,459
Election expenses not subject to expenses limits	1,363	264	250	-
Other expenses	-	-	-	3,466
Transfers given	-	-	-	20,436
Total outflows	23,283	1,075	9,705	91,652

Registered election advertising sponsors

Election advertising sponsor	470 Columbia Investments Ltd	Abbotsford District Teachers' Association	Alberni District Teachers' Union
	\$	\$	\$
Inflows			
Contributions			
Individuals	-	-	-
Corporations	3,920	-	-
Unincorporated businesses/commercial organizations	-	-	-
Trade unions	-	661	628
Non-profit organizations	-	-	-
Other contributors	-	-	-
Anonymous contributions	-	-	-
Total contributions	3,920	661	628
Amount of sponsor's assets used	1,960	362	2,287
Total inflows	5,880	1,023	2,915
Outflows			
Total value of election advertising not subject to spending limits	-	661	628
Total value of election advertising subject to spending limits	5,880	362	2,287
Total value of election advertising sponsored	5,880	1,023	2,915

Election advertising sponsor	Alma Mater Society of UBC Vancouver	Ambulance Paramedics of BC (CUPE 873)	Anthem Works
	\$	\$	\$
Inflows			
Contributions			
Individuals	-	-	-
Corporations	-	-	-
Unincorporated businesses/commercial organizations	-	-	-
Trade unions	-	-	-
Non-profit organizations	-	-	-
Other contributors	-	-	-
Anonymous contributions	-	30	-
Total contributions	-	30	-
Amount of sponsor's assets used	38,790	30	12,054
Total inflows	38,790	60	12,054
Outflows			
Total value of election advertising not subject to spending limits	18,178	-	-
Total value of election advertising subject to spending limits	20,612	10,588	12,054
Total value of election advertising sponsored	38,790	10,588	12,054

Election advertising sponsor	Association of North Island Students' Union Local 72, Canadian Federation of Students	B.C. Retired Teachers' Association	B.C. Road Builders and Heavy Construction Association
	\$	\$	\$
Inflows			
Contributions			
Individuals	-	-	-
Corporations	-	-	-
Unincorporated businesses/commercial organizations	-	-	-
Trade unions	-	-	-
Non-profit organizations	-	-	-
Other contributors	-	-	-
Anonymous contributions	-	-	-
Total contributions	-	-	-
Amount of sponsor's assets used	3,000	2,563	1,417
Total inflows	3,000	2,563	1,417
Outflows			
Total value of election advertising not subject to spending limits	-	1,300	-
Total value of election advertising subject to spending limits	3,000	1,258	1,417
Total value of election advertising sponsored	3,000	2,558	1,417

Election advertising sponsor	BC CEDAW Group	BC Citizens for Public Power	BC Federation of Labour
	\$	\$	\$
Inflows			
Contributions			
Individuals	380	55,086	-
Corporations	-	50	-
Unincorporated businesses/commercial organizations	-	-	-
Trade unions	-	6,500	-
Non-profit organizations	200	1,015	-
Other contributors	-	-	-
Anonymous contributions	-	30	-
Total contributions	580	62,681	-
Amount of sponsor's assets used	-	18,897	-
Total inflows	580	81,578	-
Outflows			
Total value of election advertising not subject to spending limits	580	12,589	6,738
Total value of election advertising subject to spending limits	-	6,308	69,621
Total value of election advertising sponsored	580	18,897	76,359

Election advertising sponsor	BC Freedom of Information and Privacy Association	BC Friends of Medicare Society	BC Poverty Reduction Committee
	\$	\$	\$
Inflows			
Contributions			
Individuals	100	-	-
Corporations	-	-	-
Unincorporated businesses/commercial organizations	-	-	-
Trade unions	20,000	40,939	-
Non-profit organizations	4,500	-	998
Other contributors	-	-	-
Anonymous contributions	40	-	-
Total contributions	24,640	40,939	998
Amount of sponsor's assets used	-	2,396	-
Total inflows	24,640	43,335	998
Outflows			
Total value of election advertising not subject to spending limits	4,255	39,517	962
Total value of election advertising subject to spending limits	3,481	3,818	36
Total value of election advertising sponsored	7,736	43,335	998

Election advertising sponsor	Boundary District Teachers' Association	British Columbia Government and Service Employees' Union	British Columbia Nurses' Union
	\$	\$	\$
Inflows			
Contributions			
Individuals	-	-	-
Corporations	-	-	-
Unincorporated businesses/commercial organizations	-	-	-
Trade unions	-	-	-
Non-profit organizations	-	-	-
Other contributors	-	-	-
Anonymous contributions	-	-	-
Total contributions	-	-	-
Amount of sponsor's assets used	-	-	123,518
Total inflows	-	-	123,518
Outflows			
Total value of election advertising not subject to spending limits	391	-	2,755
Total value of election advertising subject to spending limits	1,774	12,715	120,763
Total value of election advertising sponsored	2,165	12,715	123,518

Election advertising sponsor	British Columbia Teachers' Federation	Bulkley Valley Teachers' Union	Burnaby Citizens' Association
	\$	\$	\$
Inflows			
Contributions			
Individuals	-	-	-
Corporations	-	-	-
Unincorporated businesses/commercial organizations	-	-	-
Trade unions	-	1,176	-
Non-profit organizations	-	-	-
Other contributors	-	-	-
Anonymous contributions	-	-	-
Total contributions	-	-	-
Amount of sponsor's assets used	491,072	1,175	2,123
Total inflows	491,072	2,351	2,123
Outflows			
Total value of election advertising not subject to spending limits	386,310	1,175	2,123
Total value of election advertising subject to spending limits	104,762	1,176	-
Total value of election advertising sponsored	491,072	2,351	2,123

Election advertising sponsor	Burnaby Teachers' Association	Burns Bog Conservation Society	Business Council of British Columbia
	\$	\$	\$
Inflows			
Contributions			
Individuals	-	1,705	-
Corporations	-	-	415,400
Unincorporated businesses/commercial organizations	-	-	-
Trade unions	2,189	-	-
Non-profit organizations	-	-	-
Other contributors	-	-	-
Anonymous contributions	-	-	-
Total contributions	2,189	1,705	415,400
Amount of sponsor's assets used	9,976	-	-
Total inflows	12,165	1,705	415,400
Outflows			
Total value of election advertising not subject to spending limits	2,189	-	-
Total value of election advertising subject to spending limits	9,976	2,123	99,225
Total value of election advertising sponsored	12,165	2,123	99,225

Election advertising sponsor	Campbell River District Teachers' Association	Canadian Bar Association (British Columbia Branch)	Canadian Federation of Students - British Columbia
	\$	\$	\$
Inflows			
Contributions			
Individuals	-	-	-
Corporations	-	-	-
Unincorporated businesses/commercial organizations	-	-	-
Trade unions	-	-	-
Non-profit organizations	-	-	16,000
Other contributors	-	-	-
Anonymous contributions	-	-	-
Total contributions	-	-	16,000
Amount of sponsor's assets used	876	5,674	73,463
Total inflows	876	5,674	89,463
Outflows			
Total value of election advertising not subject to spending limits	190	-	-
Total value of election advertising subject to spending limits	686	5,674	89,463
Total value of election advertising sponsored	876	5,674	89,463

Election advertising sponsor	Canadian Labour Congress	Canadian Mental Health Association - BC Division	Canadian Office & Professional Employees Union, Local 378
	\$	\$	\$
Inflows			
Contributions			
Individuals	-	-	-
Corporations	-	-	-
Unincorporated businesses/commercial organizations	-	-	-
Trade unions	-	-	-
Non-profit organizations	-	-	-
Other contributors	-	-	-
Anonymous contributions	-	-	-
Total contributions	-	-	-
Amount of sponsor's assets used	840	-	128,296
Total inflows	840	-	128,296
Outflows			
Total value of election advertising not subject to spending limits	-	473	70,946
Total value of election advertising subject to spending limits	840	675	57,350
Total value of election advertising sponsored	840	1,148	128,296

Election advertising sponsor	Canadian Union of Public Employees - B.C. Division	Canadian Union of Public Employees, Local 1978	Canadian Wild Salmon Alliance Society
	\$	\$	\$
Inflows			
Contributions			
Individuals	-	-	1,201
Corporations	-	-	-
Unincorporated businesses/commercial organizations	-	-	-
Trade unions	-	-	500
Non-profit organizations	-	-	-
Other contributors	-	-	-
Anonymous contributions	-	-	-
Total contributions	-	-	1,701
Amount of sponsor's assets used	167,093	604	-
Total inflows	167,093	604	1,701
Outflows			
Total value of election advertising not subject to spending limits	56,689	-	-
Total value of election advertising subject to spending limits	110,404	604	1,701
Total value of election advertising sponsored	167,093	604	1,701

Election advertising sponsor	Cariboo-Chilcotin Teachers' Association	Child Care Advocacy Forum	Chilliwack Teachers' Association
	\$	\$	\$
Inflows			
Contributions			
Individuals	-	-	-
Corporations	-	-	-
Unincorporated businesses/commercial organizations	-	-	-
Trade unions	813	-	2,367
Non-profit organizations	-	-	-
Other contributors	-	-	-
Anonymous contributions	-	-	-
Total contributions	813	-	2,367
Amount of sponsor's assets used	-	6,757	8
Total inflows	813	6,757	2,375
Outflows			
Total value of election advertising not subject to spending limits	813	3,720	2,371
Total value of election advertising subject to spending limits	-	3,037	4
Total value of election advertising sponsored	813	6,757	2,375

Election advertising sponsor	Coalition of BC Businesses	Coalition of Child Care Advocates of BC	College of New Caledonia Students' Union
	\$	\$	\$
Inflows			
Contributions			
Individuals	-	-	-
Corporations	17,000	-	-
Unincorporated businesses/commercial organizations	-	-	-
Trade unions	-	-	-
Non-profit organizations	415,000	-	-
Other contributors	-	-	-
Anonymous contributions	-	-	-
Total contributions	432,000	-	-
Amount of sponsor's assets used	-	4,566	3,422
Total inflows	432,000	4,566	3,422
Outflows			
Total value of election advertising not subject to spending limits	16,340	2,633	-
Total value of election advertising subject to spending limits	124,638	1,933	3,422
Total value of election advertising sponsored	140,978	4,566	3,422

Election advertising sponsor	Communications, Energy and Paperworkers Union of Canada	Community Business and Professionals Association of Canada	Comox District Teachers' Association
	\$	\$	\$
Inflows			
Contributions			
Individuals	-	-	-
Corporations	-	-	-
Unincorporated businesses/commercial organizations	-	-	-
Trade unions	-	-	3,317
Non-profit organizations	-	-	-
Other contributors	-	-	-
Anonymous contributions	-	-	-
Total contributions	-	-	3,317
Amount of sponsor's assets used	1,189	16,516	1,101
Total inflows	1,189	16,516	4,418
Outflows			
Total value of election advertising not subject to spending limits	-	-	3,317
Total value of election advertising subject to spending limits	1,189	16,516	1,101
Total value of election advertising sponsored	1,189	16,516	4,418

Election advertising sponsor	Concerned Construction Companies of Kamloops	Concerned Contractors for B.C.	Confederation of University Faculty Associations of British Columbia
	\$	\$	\$
Inflows			
Contributions			
Individuals	-	-	-
Corporations	5,967	-	-
Unincorporated businesses/commercial organizations	-	-	-
Trade unions	-	-	-
Non-profit organizations	-	-	-
Other contributors	-	-	-
Anonymous contributions	-	-	-
Total contributions	5,967	-	-
Amount of sponsor's assets used	-	-	1,548
Total inflows	5,967	-	1,548
Outflows			
Total value of election advertising not subject to spending limits	-	-	-
Total value of election advertising subject to spending limits	5,967	5,642	1,548
Total value of election advertising sponsored	5,967	5,642	1,548

Election advertising sponsor	Conservation Voters of BC Society	Construction and Specialized Workers' Union Local 1611	Coquitlam Teachers' Association
	\$	\$	\$
Inflows			
Contributions			
Individuals	3,520	-	-
Corporations	-	-	-
Unincorporated businesses/commercial organizations	-	-	-
Trade unions	-	-	2,247
Non-profit organizations	-	-	-
Other contributors	-	-	-
Anonymous contributions	-	-	-
Total contributions	3,520	-	2,247
Amount of sponsor's assets used	-	1,150	1,981
Total inflows	3,520	1,150	4,228
Outflows			
Total value of election advertising not subject to spending limits	-	-	2,247
Total value of election advertising subject to spending limits	678	1,150	1,981
Total value of election advertising sponsored	678	1,150	4,228

Election advertising sponsor	Council of Senior Citizens' Organizations of British Columbia (COSCO)	Cowichan District Teachers' Association	Cranbrook District Teachers' Association - Local 02
	\$	\$	\$
Inflows			
Contributions			
Individuals	-	-	-
Corporations	-	-	-
Unincorporated businesses/commercial organizations	-	-	-
Trade unions	2,500	1,029	956
Non-profit organizations	-	-	-
Other contributors	-	-	-
Anonymous contributions	-	-	-
Total contributions	2,500	1,029	956
Amount of sponsor's assets used	55,500	-	-
Total inflows	58,000	1,029	956
Outflows			
Total value of election advertising not subject to spending limits	-	1,029	956
Total value of election advertising subject to spending limits	58,000	-	-
Total value of election advertising sponsored	58,000	1,029	956

Election advertising sponsor	Creston Valley Teachers' Association	Delta Teachers' Association	Early Childhood Educators of BC
	\$	\$	\$
Inflows			
Contributions			
Individuals	-	-	-
Corporations	-	-	-
Unincorporated businesses/commercial organizations	-	-	-
Trade unions	165	3,048	-
Non-profit organizations	-	-	-
Other contributors	-	-	-
Anonymous contributions	-	-	-
Total contributions	165	3,048	-
Amount of sponsor's assets used	1,261	3,666	1,751
Total inflows	1,426	6,714	1,751
Outflows			
Total value of election advertising not subject to spending limits	165	3,048	-
Total value of election advertising subject to spending limits	1,261	3,666	1,751
Total value of election advertising sponsored	1,426	6,714	1,751

Election advertising sponsor	Fichtner, Ronald	Fung, Kenneth	Greater Victoria Teachers' Association
	\$	\$	\$
Inflows			
Contributions			
Individuals	-	4,900	-
Corporations	-	-	-
Unincorporated businesses/commercial organizations	-	-	-
Trade unions	-	-	2,970
Non-profit organizations	-	-	-
Other contributors	-	-	-
Anonymous contributions	-	-	-
Total contributions	-	4,900	2,970
Amount of sponsor's assets used	-	1,000	-
Total inflows	-	5,900	2,970
Outflows			
Total value of election advertising not subject to spending limits	-	-	2,970
Total value of election advertising subject to spending limits	1,260	5,900	-
Total value of election advertising sponsored	1,260	5,900	2,970

Election advertising sponsor	Greenpeace Canada	Haida Gwaii Teachers' Association	Holden, Paul
	\$	\$	\$
Inflows			
Contributions			
Individuals	-	-	-
Corporations	-	-	-
Unincorporated businesses/commercial organizations	-	-	-
Trade unions	-	887	-
Non-profit organizations	-	-	-
Other contributors	-	-	-
Anonymous contributions	-	-	-
Total contributions	-	887	-
Amount of sponsor's assets used	23,670	-	869
Total inflows	23,670	887	869
Outflows			
Total value of election advertising not subject to spending limits	23,570	-	-
Total value of election advertising subject to spending limits	100	887	869
Total value of election advertising sponsored	23,670	887	869

Election advertising sponsor	Hospital Employees' Union	IDL Projects Inc.	Impact on Communities Coalition
	\$	\$	\$
Inflows			
Contributions			
Individuals	-	-	325
Corporations	-	550	-
Unincorporated businesses/commercial organizations	-	-	-
Trade unions	-	-	-
Non-profit organizations	-	-	-
Other contributors	-	-	-
Anonymous contributions	-	-	-
Total contributions	-	550	325
Amount of sponsor's assets used	151,589	-	500
Total inflows	151,589	550	825
Outflows			
Total value of election advertising not subject to spending limits	104,382	-	-
Total value of election advertising subject to spending limits	47,365	550	825
Total value of election advertising sponsored	151,747	550	825

Election advertising sponsor	Independent Contractors and Businesses Association of BC	Independent Power Association of British Columbia	Interior Contractors for Economic Development
	\$	\$	\$
Inflows			
Contributions			
Individuals	3,000	-	-
Corporations	145,505	-	2,500
Unincorporated businesses/commercial organizations	-	-	-
Trade unions	-	-	-
Non-profit organizations	116,800	-	-
Other contributors	-	-	-
Anonymous contributions	-	-	-
Total contributions	265,305	-	2,500
Amount of sponsor's assets used	111,680	100,336	-
Total inflows	376,985	100,336	2,500
Outflows			
Total value of election advertising not subject to spending limits	250,565	9,044	-
Total value of election advertising subject to spending limits	126,420	91,292	2,500
Total value of election advertising sponsored	376,985	100,336	2,500

Election advertising sponsor	Interior Contractors Group	Jahnke, Michael	Kamloops Citizens Group for Responsive Government
	\$	\$	\$
Inflows			
Contributions			
Individuals	-	-	-
Corporations	2,964	40,329	5,962
Unincorporated businesses/commercial organizations	-	-	-
Trade unions	-	-	-
Non-profit organizations	-	-	-
Other contributors	-	-	-
Anonymous contributions	-	-	-
Total contributions	2,964	40,329	5,962
Amount of sponsor's assets used	-	3,036	-
Total inflows	2,964	43,365	5,962
Outflows			
Total value of election advertising not subject to spending limits	-	-	-
Total value of election advertising subject to spending limits	2,964	43,365	5,962
Total value of election advertising sponsored	2,964	43,365	5,962

Election advertising sponsor	Kamloops Thompson Teachers' Association	Kimberley Teachers' Association	Kootenay Columbia Teachers' Association
	\$	\$	\$
Inflows			
Contributions			
Individuals	-	-	-
Corporations	-	-	-
Unincorporated businesses/commercial organizations	-	-	-
Trade unions	16,617	553	-
Non-profit organizations	-	-	-
Other contributors	-	-	-
Anonymous contributions	-	-	-
Total contributions	16,617	553	-
Amount of sponsor's assets used	1,251	920	-
Total inflows	17,868	1,473	-
Outflows			
Total value of election advertising not subject to spending limits	16,617	553	-
Total value of election advertising subject to spending limits	1,251	920	2,259
Total value of election advertising sponsored	17,868	1,473	2,259

Election advertising sponsor	LNB Construction Inc.	Langley Teachers' Association	Li, Quint
	\$	\$	\$
Inflows			
Contributions			
Individuals	-	-	2,850
Corporations	-	-	-
Unincorporated businesses/commercial organizations	-	-	-
Trade unions	-	1,899	-
Non-profit organizations	-	-	-
Other contributors	-	-	-
Anonymous contributions	-	-	-
Total contributions	-	1,899	2,850
Amount of sponsor's assets used	608	2,259	150
Total inflows	608	4,158	3,000
Outflows			
Total value of election advertising not subject to spending limits	-	1,899	-
Total value of election advertising subject to spending limits	608	1,421	3,000
Total value of election advertising sponsored	608	3,320	3,000

Election advertising sponsor	Liquor Plus	McDowell, Jayun	Mission Teachers' Union
	\$	\$	\$
Inflows			
Contributions			
Individuals	-	-	-
Corporations	2,583	-	-
Unincorporated businesses/commercial organizations	-	-	-
Trade unions	-	-	601
Non-profit organizations	-	-	-
Other contributors	-	-	-
Anonymous contributions	-	-	-
Total contributions	2,583	-	601
Amount of sponsor's assets used	646	1,532	-
Total inflows	3,229	1,532	601
Outflows			
Total value of election advertising not subject to spending limits	-	1,532	-
Total value of election advertising subject to spending limits	3,229	-	601
Total value of election advertising sponsored	3,229	1,532	601

Election advertising sponsor	Mount Arrowsmith Teachers' Association	Nanaimo District Teachers' Association	Nanaimo, Duncan and District Labour Council
	\$	\$	\$
Inflows			
Contributions			
Individuals	-	-	-
Corporations	-	-	-
Unincorporated businesses/commercial organizations	-	-	-
Trade unions	2,003	2,227	-
Non-profit organizations	-	-	-
Other contributors	-	-	-
Anonymous contributions	-	-	-
Total contributions	2,003	2,227	-
Amount of sponsor's assets used	744	2,625	5,359
Total inflows	2,747	4,852	5,359
Outflows			
Total value of election advertising not subject to spending limits	2,003	2,227	-
Total value of election advertising subject to spending limits	744	2,625	5,359
Total value of election advertising sponsored	2,747	4,852	5,359

Election advertising sponsor	National Automobile, Aerospace, Transportation and General Workers Union of Canada	Nelson and District Health Task Force	Nelson District Teachers' Association
	\$	\$	\$
Inflows			
Contributions			
Individuals	-	-	-
Corporations	-	-	-
Unincorporated businesses/commercial organizations	-	-	-
Trade unions	82,218	-	970
Non-profit organizations	-	-	-
Other contributors	-	-	-
Anonymous contributions	-	183	-
Total contributions	82,218	183	970
Amount of sponsor's assets used	-	1,371	754
Total inflows	82,218	1,554	1,724
Outflows			
Total value of election advertising not subject to spending limits	-	-	970
Total value of election advertising subject to spending limits	82,218	1,371	754
Total value of election advertising sponsored	82,218	1,371	1,724

Election advertising sponsor	New Westminster Teachers' Union	Nicola Valley Teachers' Union	Nisga'a Teachers' Union
	\$	\$	\$
Inflows			
Contributions			
Individuals	-	-	-
Corporations	-	-	-
Unincorporated businesses/commercial organizations	-	-	-
Trade unions	688	1,768	-
Non-profit organizations	-	-	-
Other contributors	-	-	-
Anonymous contributions	-	-	-
Total contributions	688	1,768	-
Amount of sponsor's assets used	698	-	1,932
Total inflows	1,386	1,768	1,932
Outflows			
Total value of election advertising not subject to spending limits	688	1,768	-
Total value of election advertising subject to spending limits	698	-	1,932
Total value of election advertising sponsored	1,386	1,768	1,932

Election advertising sponsor	Nixon, Garry	North Thompson Tourism Support Group	Northerners for Economic Development
	\$	\$	\$
Inflows			
Contributions			
Individuals	8,577	1,637	725
Corporations	-	-	800
Unincorporated businesses/commercial organizations	-	-	-
Trade unions	-	-	-
Non-profit organizations	-	-	-
Other contributors	-	-	-
Anonymous contributions	-	-	-
Total contributions	8,577	1,637	1,525
Amount of sponsor's assets used	-	206	-
Total inflows	8,577	1,843	1,525
Outflows			
Total value of election advertising not subject to spending limits	-	-	-
Total value of election advertising subject to spending limits	8,577	1,843	1,510
Total value of election advertising sponsored	8,577	1,843	1,510

Election advertising sponsor	Okanagan Skaha Teachers' Union	Pacific Western Brewing Co. Ltd.	Powell River and District Teachers' Association
	\$	\$	\$
Inflows			
Contributions			
Individuals	-	-	-
Corporations	-	-	-
Unincorporated businesses/commercial organizations	-	-	-
Trade unions	-	-	1,005
Non-profit organizations	-	-	-
Other contributors	-	-	-
Anonymous contributions	-	-	-
Total contributions	-	-	1,005
Amount of sponsor's assets used	-	3,820	1,005
Total inflows	-	3,820	2,010
Outflows			
Total value of election advertising not subject to spending limits	-	-	1,005
Total value of election advertising subject to spending limits	1,491	3,820	1,496
Total value of election advertising sponsored	1,491	3,820	2,501
Election advertising sponsor	Prince George Construction Association	Prince George District Teachers' Association	Prince Rupert District Teachers' Union
	\$	\$	\$
Inflows			
Contributions			
Individuals	-	-	-
Corporations	-	-	-
Unincorporated businesses/commercial organizations	-	-	-
Trade unions	-	720	-
Non-profit organizations	-	-	-
Other contributors	-	-	-
Anonymous contributions	-	-	-
Total contributions	-	720	-
Amount of sponsor's assets used	-	2,183	1,775
Total inflows	-	2,903	1,775
Outflows			
Total value of election advertising not subject to spending limits	-	720	473
Total value of election advertising subject to spending limits	1,180	2,183	1,302
Total value of election advertising sponsored	1,180	2,903	1,775

Election advertising sponsor	Princeton District Teachers' Union	Professional Arts Alliance of Greater Victoria	Quesnel District Teachers' Association
	\$	\$	\$
Inflows			
Contributions			
Individuals	-	-	-
Corporations	-	-	-
Unincorporated businesses/commercial organizations	-	-	-
Trade unions	701	-	691
Non-profit organizations	-	3,150	-
Other contributors	-	-	-
Anonymous contributions	-	-	-
Total contributions	701	3,150	691
Amount of sponsor's assets used	47	2,075	1,178
Total inflows	748	5,225	1,869
Outflows			
Total value of election advertising not subject to spending limits	701	-	691
Total value of election advertising subject to spending limits	47	5,225	1,178
Total value of election advertising sponsored	748	5,225	1,869

Election advertising sponsor	Revelstoke Teachers' Association	Richmond Teachers' Association	Royal LePage Regency Realty Ltd.
	\$	\$	\$
Inflows			
Contributions			
Individuals	-	-	-
Corporations	-	-	-
Unincorporated businesses/commercial organizations	-	-	-
Trade unions	877	682	-
Non-profit organizations	-	-	-
Other contributors	-	-	-
Anonymous contributions	-	-	-
Total contributions	877	682	-
Amount of sponsor's assets used	510	-	2,500
Total inflows	1,387	682	2,500
Outflows			
Total value of election advertising not subject to spending limits	877	682	-
Total value of election advertising subject to spending limits	510	-	2,500
Total value of election advertising sponsored	1,387	682	2,500

Election advertising sponsor	Rustad, James	Saanich Teachers' Association	Save Our Rivers Society
	\$	\$	\$
Inflows			
Contributions			
Individuals	-	-	23,385
Corporations	-	-	-
Unincorporated businesses/commercial organizations	-	-	-
Trade unions	-	3,795	-
Non-profit organizations	-	-	25
Other contributors	-	-	390
Anonymous contributions	-	-	1,070
Total contributions	-	3,795	24,870
Amount of sponsor's assets used	-	-	-
Total inflows	-	3,795	24,870
Outflows			
Total value of election advertising not subject to spending limits	-	3,795	21,542
Total value of election advertising subject to spending limits	1,792	-	22,761
Total value of election advertising sponsored	1,792	3,795	44,303

Election advertising sponsor	Sooke Teachers' Association	Southern Interior Construction Association	Stevens, Sean
	\$	\$	\$
Inflows			
Contributions			
Individuals	-	500	5,400
Corporations	-	9,250	-
Unincorporated businesses/commercial organizations	-	-	-
Trade unions	3,795	-	-
Non-profit organizations	-	-	-
Other contributors	-	-	-
Anonymous contributions	-	-	-
Total contributions	3,795	9,750	5,400
Amount of sponsor's assets used	-	400	500
Total inflows	3,795	10,150	5,900
Outflows			
Total value of election advertising not subject to spending limits	3,795	-	-
Total value of election advertising subject to spending limits	-	9,409	5,900
Total value of election advertising sponsored	3,795	9,409	5,900

Election advertising sponsor	Surrey Teachers' Association	Teamsters Union Local 155	Terrace District Teachers' Union
	\$	\$	\$
Inflows			
Contributions			
Individuals	-	-	-
Corporations	-	-	-
Unincorporated businesses/commercial organizations	-	-	-
Trade unions	21,564	-	-
Non-profit organizations	-	-	-
Other contributors	-	-	-
Anonymous contributions	-	-	-
Total contributions	21,564	-	-
Amount of sponsor's assets used	23,830	-	-
Total inflows	45,394	-	-
Outflows			
Total value of election advertising not subject to spending limits	21,564	-	-
Total value of election advertising subject to spending limits	23,830	9,950	1,095
Total value of election advertising sponsored	45,394	9,950	1,095

Election advertising sponsor	Trial Lawyers Association of British Columbia	United Food & Commercial Workers Union, Local 1518	United Steelworkers, District 3
	\$	\$	\$
Inflows			
Contributions			
Individuals	-	-	-
Corporations	-	-	-
Unincorporated businesses/commercial organizations	-	-	-
Trade unions	-	-	-
Non-profit organizations	-	-	-
Other contributors	-	-	-
Anonymous contributions	-	-	-
Total contributions	-	-	-
Amount of sponsor's assets used	42,504	2,430	14,404
Total inflows	42,504	2,430	14,404
Outflows			
Total value of election advertising not subject to spending limits	12,900	-	3,963
Total value of election advertising subject to spending limits	29,604	2,430	10,441
Total value of election advertising sponsored	42,504	2,430	14,404

Election advertising sponsor	V.I. Decking Corp. / V.I. Construction Corp.	Vancouver Board of Trade	Vancouver Elementary School Teachers' Association
	\$	\$	\$
Inflows			
Contributions			
Individuals	-	-	-
Corporations	-	-	-
Unincorporated businesses/commercial organizations	-	-	-
Trade unions	-	-	-
Non-profit organizations	-	-	-
Other contributors	-	-	-
Anonymous contributions	-	-	-
Total contributions	-	-	-
Amount of sponsor's assets used	2,307	2,600	7,143
Total inflows	2,307	2,600	7,143
Outflows			
Total value of election advertising not subject to spending limits	-	2,600	249
Total value of election advertising subject to spending limits	2,307	-	7,142
Total value of election advertising sponsored	2,307	2,600	7,391

Election advertising sponsor	Vancouver Island North Teachers' Association	Vancouver Secondary Teachers' Association	Vernon Teachers' Association
	\$	\$	\$
Inflows			
Contributions			
Individuals	-	-	-
Corporations	-	-	-
Unincorporated businesses/commercial organizations	-	-	-
Trade unions	500	-	-
Non-profit organizations	-	-	-
Other contributors	-	-	-
Anonymous contributions	-	-	-
Total contributions	500	-	-
Amount of sponsor's assets used	-	4,226	816
Total inflows	500	4,226	816
Outflows			
Total value of election advertising not subject to spending limits	1,778	-	-
Total value of election advertising subject to spending limits	-	4,226	816
Total value of election advertising sponsored	1,778	4,226	816

Election advertising sponsor	Vote Mining	Western Industrial Contractors Ltd	Wildsight
	\$	\$	\$
Inflows			
Contributions			
Individuals	-	-	-
Corporations	-	-	-
Unincorporated businesses/commercial organizations	-	-	-
Trade unions	-	-	-
Non-profit organizations	23,512	-	-
Other contributors	-	-	-
Anonymous contributions	-	-	-
Total contributions	23,512	-	-
Amount of sponsor's assets used	-	777	5,775
Total inflows	23,512	777	5,775
Outflows			
Total value of election advertising not subject to spending limits	10	-	-
Total value of election advertising subject to spending limits	23,502	777	5,775
Total value of election advertising sponsored	23,512	777	5,775

Referendum opponent and proponent groups

Referendum group	No BC-STV Campaign Society	British Columbians for BC-STV
	\$	\$
Inflows		
Public funds	500,000	500,000
Contributions		
Individuals	625	180,476
Corporations	11,000	-
Unincorporated businesses/commercial organizations	-	50
Trade unions	-	5,000
Non-profit organizations	-	-
Other identifiable contributors	-	62,156
Anonymous contributions	-	-
Total contributions	11,625	247,682
Fundraising income	-	392
Other income	1,383	1,767
Loans	-	100,000
Total inflows	513,008	849,841
Outflows		
Referendum expenses	508,145	849,219
Other expenses	-	622
Public funds repaid to the Chief Electoral Officer	-	-
Surplus contributions paid to registered charity or Chief Electoral Officer	4,863	-
Total outflows	513,008	849,841

Registered referendum advertising sponsors

Referendum advertising sponsor	Alma Mater Society of UBC Vancouver	Green Party of Canada in BC	Huntley, David
	\$	\$	\$
Inflows			
Contributions			
Individuals	-	-	-
Corporations	-	-	-
Unincorporated businesses/commercial organizations	-	-	-
Trade unions	-	-	-
Non-profit organizations	-	-	-
Other contributors	-	3,269	-
Anonymous contributions	-	-	-
Total contributions	-	3,269	-
Amount of sponsor's assets used	682	-	1,044
Total inflows	682	3,269	1,044
Total value of referendum advertising sponsored	682	3,269	1,044

Report of the Chief Electoral Officer
39th Provincial General Election
Referendum on Electoral Reform

Section 4

Appendices

Appendices

Appendix A: Orders of the Chief Electoral Officer

Section 280 of the *Election Act* establishes the authority of the Chief Electoral Officer to make specific or general Orders under certain circumstances. There were 52 Orders made by the Chief Electoral Officer relating to the 39th Provincial General Election and 2009 Referendum on Electoral Reform.

ORD001-2009

April 20, 2009

Some alternative absentee voting packages were issued by the North Vancouver-Lonsdale district electoral office containing the incorrect certification envelope, which did not have a space for the witness' signature as required by s. 106 of the *Election Act*. The certification envelopes received from the affected voters were considered at the final count without a witness' signature.

ORD002-2009

April 23, 2009

A voter was mistakenly informed at a district electoral office that her electoral district of residence was Penticton and was instructed to vote for candidates in the incorrect district. The voter was subsequently permitted to vote based on the correct electoral district. The certification envelope containing the ballots for the incorrect electoral district remained unopened at the final count.

ORD003-2009

April 24, 2009

Voters who vote by alternative absentee voting in the office of the District Electoral Officer under s. 104 of the *Election Act* are required to sign a declaration that the voter is eligible to vote by alternative absentee voting. An election official in the district electoral office for New Westminster used the incorrect certification envelope for several voters, which did not have the printed declaration. All other requirements of the voter's declaration were met. Certification envelopes received from the affected voters were considered at the final count as if the correct envelopes were used.

ORD004-2009

April 24, 2009

An election official at the Comox Valley district electoral office erred in placing a blank certification envelope containing the ballots marked by a voter in the ballot box. An empty certification envelope containing the voter's information and declaration was subsequently placed in the same ballot box. At the close of general voting on General Voting Day the two certification envelopes were attached together and considered as a single envelope for the voter at the final count.

ORD005-2009**April 24, 2009**

An election official in the Shuswap district electoral office erred by not requiring a voter to accept a referendum ballot and by not including it in the certification envelope for that voter. A blank referendum ballot was subsequently placed in a secrecy envelope and placed in the ballot box without a certification envelope. At the close of general voting on General Voting Day the secrecy envelope was attached to the voter's certification envelope and considered as a single envelope at the final count.

ORD006-2009**May 1, 2009**

The Reform Party of British Columbia was granted an extension to the deadline to submit the endorsement of candidates required by s. 60 of the *Election Act* in order for the party name to appear on the ballot. Although there was no record of receipt of an endorsement of candidates, the political party provided evidence that the endorsement document had been faxed to Elections BC before the end of the nomination period.

ORD007-2009**April 30, 2009**

A nominee was granted an extension to the deadline to submit the signed financial disclosure document required by s. 54 of the *Election Act* in order to be a candidate. The nominee's nomination documents had been accepted by the District Electoral Officer and a certificate of candidacy was issued to the candidate on April 24, 2009, however it was later discovered that the financial disclosure form was not signed.

ORD008-2009**April 30, 2009**

A voter who submitted an alternative absentee voting package erred by returning the sealed secrecy envelope containing the ballots outside of the sealed certification envelope bearing the name and declaration of the voter. The secrecy and certification envelopes were attached together and considered as a single envelope at the final count.

ORD009-2009

May 8, 2009

Voters who vote by alternative absentee voting in the office of the District Electoral Officer under s. 104 of the *Election Act* are required to sign a declaration that the voter was eligible to vote by alternative absentee voting. An election official at the Victoria-Beacon Hill district electoral office erred in placing a certification envelope containing the ballots marked by a voter in the ballot box before the voter had signed the declaration. An empty certification envelope containing the voter's information and signed declaration was subsequently placed in the same ballot box. At the close of general voting on General Voting Day the two certification envelopes were attached together and considered as a single envelope at the final count.

ORD010-2009

May 8, 2009

Some alternative absentee voters voting in several district electoral offices were issued ordinary ballots instead of write-in ballots. The ballots cast by these voters were not rejected at the final count on the basis that the incorrect ballots were used.

ORD011-2009

May 11, 2009

Two alternative absentee voters voting in the Abbotsford West district electoral office were issued ordinary ballots instead of write-in ballots. The certification envelopes containing the marked ordinary ballots were placed in the ballot box. When the error was discovered, the voters were asked to return to the district electoral office to vote using the correct ballots. The certification envelopes containing the marked write-in ballots were also placed in the ballot box. One certification envelope for each of these voters was marked as remaining unopened at the final count and the other certification envelopes were considered as if they contained the only votes cast by these voters.

ORD012-2009

May 8, 2009

In Richmond Centre and Richmond East, ordinary ballots were printed in error with the sequential serial numbers in the space intended for the voter number on the stubs and counterfoils. Despite the requirements of s. 86 of the *Election Act* that the ballots be in the form established in Form 2 of the Schedule to the *Election Act*, these ballots were accepted for use in the May 12, 2009 General Election.

ORD013-2009**May 8, 2009**

Election officials in the North Vancouver-Lonsdale district electoral office erred in not recording counterfoil numbers on several certification envelopes as required by s. 105 of the *Election Act*. The certification envelopes received from the affected voters were accepted as if they had the required counterfoil numbers recorded on them.

ORD014-2009**May 8, 2009**

An election official at the West Vancouver-Sea to Sky district electoral office erred in placing voter's marked election ballot and the counterfoil from the voter's referendum ballot in a secrecy envelope, which was then placed in a certification envelope and put in the ballot box. The marked referendum ballot was then placed in a secrecy envelope and placed in the same ballot box. At the initial count the secrecy envelope and certification envelope were attached together and considered as if the secrecy envelope was contained in the certification envelope for the final count.

ORD015-2009**May 8, 2009**

The election officials at an absentee advance voting opportunity in Vancouver-Fraserview erred and did not place marked ballots for six voters in secrecy envelopes and certification envelopes as required by s. 101 of the *Election Act*. The marked ballots were placed directly in the ballot box. The voters were then asked to vote again using the proper procedures. At the initial count the ballots that were not contained in secrecy envelopes and certification envelopes were removed, sealed in an envelope marked as being subject to this Order and not counted. The certification envelopes containing marked ballots issued to these voters were dealt with at the initial and final counts as if they were the only votes cast by the affected voters on that day.

ORD016-2009**May 8, 2009**

Several voters were incorrectly advised at an advance voting opportunity in Prince George-Valemount to vote under the absentee provisions of s. 101, but were issued an ordinary ballot instead of a write-in ballot. The ballots cast by the affected voters were not rejected at the final count on the basis that ordinary ballots were used.

ORD017-2009

May 11, 2009

A voter was incorrectly advised at an advance voting opportunity in Fort Langley-Aldergrove to vote under the absentee provisions of s. 101. When this error was discovered the voter was invited to return and vote using the proper procedures for their electoral district of residence. The certification envelope remained unopened at the final count and the entry in the absentee voting book for the voter was struck through.

ORD018-2009

May 11, 2009

An election official at an advance voting opportunity in Victoria-Beacon Hill erred in putting a voter's marked write-in ballot and marked referendum ballot directly into the advance voting ballot box rather than in a certification envelope in an absentee ballot box. When this error was discovered the voter was invited to return and vote using the proper procedures. The write-in ballot was removed from the advance voting ballot box at the initial count and was not considered in the count.

ORD019-2009

May 11, 2009

A voter in Peace River North erred in putting a marked election ballot in an absentee advance voting ballot box without a secrecy envelope or certification envelope, and a marked referendum ballot in the same box in a secrecy envelope but without a certification envelope. An empty, signed certification envelope was also placed in the ballot box. At initial count, the election ballot was placed in a secrecy envelope, and both secrecy envelopes were attached together to the certification envelope and considered as a single envelope at the final count.

ORD020-2009

May 11, 2009

A voter in the Nechako Lakes electoral district submitted an alternative absentee voting package with the sealed secrecy envelope containing the ballots outside of the sealed certification envelope bearing the name and declaration of the voter. The secrecy and certification envelopes were attached together and considered as a single envelope at the final count.

ORD021-2009

May 11, 2009

Due to an error by an election official in Vancouver-Fraserview, the ballots of a voter attending an advance voting opportunity were placed in the ballot box containing certification envelopes for absentee advance voting. At initial count the voter's ballots were provided to the election officials responsible for the voting station where the ballots were issued and were included in the initial count for that voting station.

ORD022-2009**May 11, 2009**

An election official at an absentee advance voting opportunity in Delta South did not notice that two write-in ballots were stuck together and issued both ballots to a voter. During preparations for the final count the secrecy envelope was opened and examined by the District Electoral Officer to determine if both write-in ballots were marked. If only one write-in ballot was marked by the voter, the other ballot would be set aside and not considered at the final count.

ORD023-2009**May 11, 2009**

Two voters resident in other electoral districts were present at a special voting opportunity in Burnaby-Edmonds and were issued ordinary ballots instead of write-in ballots. The certification envelopes containing the marked ordinary ballots were placed in the ballot box. When the error was discovered, the voters were invited to vote during advance voting or general voting for the correct electoral district. The certification envelopes for each of these voters were not forwarded to the other electoral districts for inclusion in the final count and the entries for the voters in the special voting opportunity voting book were struck through.

ORD024-2009**May 11, 2009**

A team of election officials in Richmond Centre erred in using a general voting book and administering voting at a seniors' home using general voting procedures instead of special voting procedures. The ballots cast were considered at the initial count as if they were cast at the assigned voting place on General Voting Day. The ballots cast at the special voting opportunity were combined with the ballots cast at the voting station on General Voting Day.

ORD025-2009**May 12, 2009**

Election officials in the Surrey-Green Timbers district electoral office erred in not recording counterfoil numbers on several certification envelopes as required by s. 105 of the *Election Act*. The certification envelopes received from the affected voters were accepted as if they had the required counterfoil numbers recorded on them.

ORD026-2009**May 12, 2009**

Some alternative absentee voters voting in the Westside-Kelowna district electoral office were issued ordinary ballots instead of write-in ballots. The ballots cast by the affected voters were not rejected at the final count on the basis that the incorrect ballots were used.

ORD027-2009

May 12, 2009

A team of election officials at a site-based voting area in Vancouver-Fraserview erred in updating the residential address of non-resident voters to the address of the site-based voting area. The officials administered general voting to non-resident voters and did not use certification envelopes as required by s. 98 of the *Election Act*. The ballot box was sealed and remained unopened at the initial count and the final count. The voters were permitted to vote again using the correct procedures.

ORD028-2009

May 12, 2009

An election official at an absentee voting opportunity in Delta South did not notice that two write-in ballots were stuck together and issued both ballots to a voter. During preparations for the final count the secrecy envelope was opened and examined by the District Electoral Officer to determine if both write-in ballots were marked. If only one write-in ballot was marked by the voter, the other ballot would be set aside and not considered at the final count.

ORD029-2009

May 12, 2009

A team of election officials at a special voting opportunity in Penticton erred in not issuing certification envelopes as required by s. 98 of the *Election Act*. The ballot box was sealed and remained unopened at the initial count and the final count. The voters were permitted to vote again using the correct procedures.

ORD030-2009

May 12, 2009

Election officials at two voting stations in Burnaby-Edmonds and Juan de Fuca erred in not having all voters sign the general voting books as required by s. 96 of the *Election Act*. The ballots were considered at initial count as if the voters had signed the necessary declaration in the voting books.

ORD031-2009

May 12, 2009

Election officials in Burnaby-Edmonds and Nelson-Creston erred by providing ordinary ballots instead of write-in ballots to two voters voting under absentee provisions. When the errors were discovered, the voters were invited to vote again using the correct procedures. The second time they voted, the certification envelopes were marked by the officials in such a way that they could be distinguished from the first set of envelopes. The first set of certification envelopes was set aside and not considered at the initial or final counts.

ORD032-2009**May 12, 2009**

A team of election officials in Burnaby-Edmonds erred in using the incorrect voting book at a site-based voting area. The ballots were considered at the initial count as if the correct voting book had been used.

ORD033-2009**May 12, 2009**

At two voting locations in Surrey-Newton and Victoria-Swan Lake election officials erred by not providing certification envelopes to all voters voting under absentee provisions. The ballots that were not in certification envelopes were set aside and were not considered at the initial or final counts.

ORD034-2009**May 12, 2009**

An election official at an absentee voting opportunity in Vancouver-Fraserview did not notice that two write-in ballots were stuck together and issued both ballots to a voter. During preparations for the final count the secrecy envelope was opened and examined by the District Electoral Officer to determine if both write-in ballots were marked. If only one write-in ballot was marked by the voter, the other ballot would be set aside and not considered at the final count.

ORD035-2009**May 12, 2009**

A voter whose personal information was omitted from the voters list for reasons of personal safety was permitted to vote under the provisions of s. 104 of the *Election Act* until 5 p.m. Pacific Time on May 12, 2009 because the voter had not been advised by the District Electoral Officer of the deadline to cast a ballot under the provisions of s. 104 of the Act.

ORD036-2009**May 12, 2009**

The election officials at two voting locations in Cariboo-Chilcotin did not have sufficient ballots for all the voters who attended the voting stations. Write-in ballots and photocopies of ballots were used and considered at the initial and final counts as if they were the ballots officially supplied for the election and referendum.

ORD037-2009**May 12, 2009**

An election official in Penticton erred by not providing certification envelopes to all voters voting under absentee provisions. The write-in ballots that were not in certification envelopes were set aside and were not considered at the initial or final counts.

ORD038-2009

May 12, 2009

An election official in Nanaimo erred by not providing certification envelopes to all voters voting under special voting provisions. The ballots that were not in certification envelopes were set aside and were not considered at the initial or final counts.

ORD039-2009

May 12, 2009

An election official in Burnaby-Edmonds erred by placing the secrecy envelope containing one voter's marked ballots in a certification envelope prepared for another voter. The empty certification envelope for the voter who voted was also placed in the ballot box. The voter whose certification envelope was used improperly then chose not to vote. At the initial count the two certification envelopes were attached together. At the final count the secrecy envelope was placed in the correct certification envelope. The entry for the voter who chose not to vote was struck from the voting book.

ORD040-2009

May 12, 2009

Election officials at several voting places in Surrey-Fleetwood did not have sufficient ordinary ballots. Write-in ballots were used for voters voting under s. 99 of the Act. The ballots were considered at the initial and final counts as if the correct ballots were issued.

ORD041-2009

May 12, 2009

A team of election officials at a special voting opportunity in Nanaimo erred in not providing certification envelopes to all voters as required by s. 98 of the *Election Act*. The ballots that were not in certification envelopes were set aside and were not considered at the initial or final counts.

ORD042-2009

May 12, 2009

A voter in Shuswap mailed their completed voting package under s. 106 of the *Election Act* to the District Electoral Officer but the package was not delivered in error and was returned to the voter. The voter was unable to deliver the voting package to the Shuswap district electoral office by the close of general voting. The voter was permitted to return the voting package to the District Electoral Officer of another electoral district and the voting package was accepted by the appropriate District Electoral Officer as if it had been received by the deadline.

ORD043-2009**May 13, 2009**

The election officials at an absentee voting opportunity in Surrey-White Rock did not have an adequate supply of certification envelopes for all voters who attended the voting station. The officials used blank envelopes and recorded the required information, verbally administered the declaration required by s. 87 of the *Election Act* and the voters signed the envelopes to indicate their agreement with the declaration. These envelopes were accepted as valid certification envelopes for consideration at the final count.

ORD044-2009**May 15, 2009**

In Burnaby-Edmonds and Nanaimo election officials visited several facilities to administer general voting to residents of site-based voting areas. The election officials erred in entering some voters' names into the incorrect voting books. The ballots were considered at the initial count as if the correct voting books were used.

ORD045-2009**May 19, 2009**

An election official in Prince George-Valemount erred in preparing two certification envelopes for a voter who attended an absentee voting station. A referendum ballot was placed in one envelope and an election ballot in another. The two certification envelopes issued to the voter were attached together and considered as a single envelope at the final count.

ORD046-2009**May 19, 2009**

Some alternative absentee voting packages were issued by the Burnaby-Edmonds district electoral office containing the incorrect certification envelope, which did not have a space for the witness' signature as required by s. 106 of the *Election Act*. The counterfoil numbers were not recorded on several certification envelopes as required by s. 105 of the *Election Act*. Certification envelopes received from the affected voters were considered at the final count without a witness' signature and as if they had the required counterfoil numbers recorded on them.

ORD047-2009**May 19, 2009**

An election official in Cariboo-Chilcotin erred in placing a voter's marked election ballot and the counterfoil from the voter's referendum ballot in a secrecy envelope, which was then placed in a certification envelope and put in the ballot box. The marked referendum ballot was then placed in a secrecy envelope and placed in the same ballot box. At the initial count the secrecy envelope and certification envelope were attached together and considered as if the secrecy envelope was contained in the certification envelope at the final count.

ORD048-2009

May 22, 2009

An election official in Chilliwack-Hope placed the secrecy envelope containing one voter's marked ballots in a certification envelope prepared for another voter. The empty certification envelope for the voter who voted was then placed in the ballot box. The voter whose certification envelope was used improperly was then issued a second certification envelope. At the initial count the empty certification envelope for the first voter was attached to the certification envelope containing the marked ballots. At the final count, the certification envelope was opened and the secrecy envelope was placed in the correct certification envelope.

ORD049-2009

May 22, 2009

An election official in Kelowna-Lake Country entered the wrong voter's name on a certification envelope after the voter had already signed the declaration on the envelope and in the voting book. The District Electoral Officer entered the correct name on the certification envelope during preparations for the final count.

ORD050-2009

May 25, 2009

A voting place in Cariboo-Chilcotin did not have sufficient ordinary ballots. Write-in ballots were used and considered at the initial count as if the correct ballots were used.

ORD051-2009*

ORD052-2009

September 9, 2009

A candidate in Vancouver-Kensington was granted an extension to the September 9, 2009 late filing deadline for their audited election financing report for the 2009 General Election.

ORD053-2009

October 5, 2009

A candidate in Vancouver-Kensington was granted a further extension for filing their audited election financing report for the 2009 General Election.

*Note: ORD051-2009 was unrelated to the general election or referendum.

Appendix B: Summary of participation

The following table contains a summary of voter participation in the 39th Provincial General Election by electoral district.

Electoral district	Size of electoral district (sq km)	Population	# of eligible voters	# of registered voters	# of voters who voted	% of population eligible	% of eligible voters registered	% of registered voters who voted	% of eligible voters who voted
Abbotsford-Mission	663	54,114	37,521	34,412	17,930	69.34%	91.71%	52.10%	47.79%
Abbotsford South	221	53,825	36,759	33,979	16,565	68.29%	92.44%	48.75%	45.06%
Abbotsford West	105	52,996	37,208	30,822	16,294	70.21%	82.84%	52.86%	43.79%
Alberni-Pacific Rim	13,141	44,041	33,986	30,818	17,775	77.17%	90.68%	57.68%	52.30%
Boundary-Similkameen	11,166	39,308	31,006	28,822	17,960	78.88%	92.96%	62.31%	57.92%
Burnaby-Deer Lake	14	56,982	40,298	34,488	16,778	70.72%	85.58%	48.65%	41.63%
Burnaby-Edmonds	22	55,457	35,481	34,288	16,825	63.98%	96.64%	49.07%	47.42%
Burnaby-Lougheed	37	52,982	35,683	35,705	19,134	67.35%	100.06%	53.59%	53.62%
Burnaby North	24	55,889	40,288	38,404	20,682	72.09%	95.32%	53.85%	51.34%
Cariboo-Chilcotin	39,714	31,189	23,702	20,890	13,146	75.99%	88.14%	62.93%	55.46%
Cariboo North	39,838	33,676	25,364	23,631	14,235	75.32%	93.17%	60.24%	56.12%
Chilliwack	146	52,328	39,504	36,138	18,382	75.49%	91.48%	50.87%	46.53%
Chilliwack-Hope	10,833	48,367	35,041	32,709	16,960	72.45%	93.34%	51.85%	48.40%
Columbia River-Revelstoke	43,295	34,401	26,552	24,071	13,520	77.18%	90.66%	56.17%	50.92%
Comox Valley	2,490	64,464	50,195	48,367	29,498	77.87%	96.36%	60.99%	58.77%
Coquitlam-Burke Mountain	619	51,497	34,159	31,397	15,343	66.33%	91.91%	48.87%	44.92%
Coquitlam-Maillardville	32	54,329	38,425	37,342	20,621	70.73%	97.18%	55.22%	53.67%
Cowichan Valley	1,682	57,341	43,536	41,612	26,024	75.92%	95.58%	62.54%	59.78%
Delta North	32	53,554	36,058	34,851	20,653	67.33%	96.65%	59.26%	57.28%
Delta South	463	46,576	34,954	34,331	23,546	75.05%	98.22%	68.59%	67.36%
Esquimalt-Royal Roads	68	52,351	41,196	37,546	21,879	78.69%	91.14%	58.27%	53.11%
Fort Langley-Aldergrove	234	63,894	46,254	43,243	24,923	72.39%	93.49%	57.63%	53.88%
Fraser-Nicola	33,792	32,655	25,544	21,663	13,729	78.22%	84.81%	63.38%	53.75%
Juan de Fuca	2,736	48,254	36,407	33,812	20,242	75.45%	92.87%	59.87%	55.60%
Kamloops-North Thompson	21,625	53,201	40,760	38,245	21,055	76.62%	93.83%	55.05%	51.66%
Kamloops-South Thompson	2,384	56,227	43,944	40,645	23,396	78.15%	92.49%	57.56%	53.24%
Kelowna-Lake Country	1,166	58,791	45,210	41,947	19,819	76.90%	92.78%	47.25%	43.84%
Kelowna-Mission	540	58,288	44,925	42,344	21,462	77.07%	94.25%	50.68%	47.77%
Kootenay East	11,172	40,370	30,860	29,463	16,462	76.44%	95.47%	55.87%	53.34%
Kootenay West	12,016	40,901	31,837	30,934	18,281	77.84%	97.16%	59.10%	57.42%

Electoral district	Size of electoral district (sq km)	Population	# of eligible voters	# of registered voters	# of voters who voted	% of population eligible	% of eligible voters registered	% of registered voters who voted	% of eligible voters who voted
Langley	95	64,186	47,595	42,918	23,642	74.15%	90.17%	55.09%	49.67%
Maple Ridge-Mission	390	54,804	39,318	35,200	19,395	71.74%	89.53%	55.10%	49.33%
Maple Ridge-Pitt Meadows	1,945	54,323	40,039	36,716	20,893	73.71%	91.70%	56.90%	52.18%
Nanaimo	462	53,910	41,793	39,273	22,431	77.52%	93.97%	57.12%	53.67%
Nanaimo-North Cowichan	2,720	53,303	41,945	38,832	23,862	78.69%	92.58%	61.45%	56.89%
Nechako Lakes	73,757	26,838	19,107	16,318	8,943	71.19%	85.40%	54.80%	46.80%
Nelson-Creston	13,220	36,783	28,316	27,565	16,621	76.98%	97.35%	60.30%	58.70%
New Westminster	18	64,072	47,524	42,765	23,946	74.17%	89.99%	55.99%	50.39%
North Coast	143,922	22,987	16,751	15,681	8,960	72.87%	93.61%	57.14%	53.49%
North Island	45,077	55,445	42,328	40,040	22,907	76.34%	94.59%	57.21%	54.12%
North Vancouver-Lonsdale	27	58,596	41,815	38,088	21,160	71.36%	91.09%	55.56%	50.60%
North Vancouver-Seymour	396	54,878	38,287	37,071	22,785	69.77%	96.82%	61.46%	59.51%
Oak Bay-Gordon Head	322	50,339	37,963	38,415	25,684	75.41%	101.19%	66.86%	67.66%
Parksville-Qualicum	959	51,336	41,563	40,805	26,807	80.96%	98.18%	65.70%	64.50%
Peace River North	175,808	40,860	28,548	23,253	9,304	69.87%	81.45%	40.01%	32.59%
Peace River South	30,340	27,486	20,262	17,397	7,655	73.72%	85.86%	44.00%	37.78%
Penticton	1,903	55,992	44,423	42,109	23,649	79.34%	94.79%	56.16%	53.24%
Port Coquitlam	35	55,820	39,795	37,009	20,432	71.29%	93.00%	55.21%	51.34%
Port Moody-Coquitlam	81	52,181	36,075	33,487	19,236	69.13%	92.83%	57.44%	53.32%
Powell River-Sunshine Coast	20,979	48,841	38,348	36,304	22,881	78.52%	94.67%	63.03%	59.67%
Prince George-Mackenzie	20,361	46,607	34,468	32,913	17,671	73.95%	95.49%	53.69%	51.27%
Prince George-Valemount	31,539	48,749	36,856	34,727	18,041	75.60%	94.22%	51.95%	48.95%
Richmond Centre	374	67,129	44,997	42,007	17,210	67.03%	93.36%	40.97%	38.25%
Richmond East	92	65,303	44,929	41,331	18,665	68.80%	91.99%	45.16%	41.54%
Richmond-Steveston	31	62,381	44,335	42,336	21,833	71.07%	95.49%	51.57%	49.25%
Saanich North and the Islands	1,543	56,644	44,917	43,989	29,395	79.30%	97.93%	66.82%	65.44%
Saanich South	92	50,704	38,564	37,612	24,975	76.06%	97.53%	66.40%	64.76%
Shuswap	8,607	54,747	42,872	40,773	23,168	78.31%	95.10%	56.82%	54.04%
Skeena	31,637	30,406	21,830	21,066	11,617	71.80%	96.50%	55.15%	53.22%
Stikine	196,437	21,116	14,725	13,131	8,572	69.73%	89.17%	65.28%	58.21%

Electoral district	Size of electoral district (sq km)	Population	# of eligible voters	# of registered voters	# of voters who voted	% of population eligible	% of eligible voters registered	% of registered voters who voted	% of eligible voters who voted
Surrey-Cloverdale	121	59,805	43,231	40,268	22,158	72.29%	93.15%	55.03%	51.25%
Surrey-Fleetwood	20	56,454	38,210	33,039	17,828	67.68%	86.47%	53.96%	46.66%
Surrey-Green Timbers	19	58,061	33,426	29,799	15,235	57.57%	89.15%	51.13%	45.58%
Surrey-Newton	14	61,289	35,402	30,628	15,656	57.76%	86.51%	51.12%	44.22%
Surrey-Panorama	62	61,767	42,607	38,685	21,939	68.98%	90.79%	56.71%	51.49%
Surrey-Tynehead	60	57,868	37,966	34,037	16,919	65.61%	89.65%	49.71%	44.56%
Surrey-Whalley	29	56,833	39,108	33,557	15,901	68.81%	85.81%	47.39%	40.66%
Surrey-White Rock	62	51,975	40,657	39,598	24,487	78.22%	97.40%	61.84%	60.23%
Vancouver-Fairview	9	57,747	45,416	41,748	23,586	78.65%	91.92%	56.50%	51.93%
Vancouver-False Creek	7	55,415	43,833	34,211	16,472	79.10%	78.05%	48.15%	37.58%
Vancouver-Fraserview	13	61,293	41,682	38,262	19,547	68.00%	91.80%	51.09%	46.90%
Vancouver-Hastings	14	57,820	41,794	39,006	19,728	72.28%	93.33%	50.58%	47.20%
Vancouver-Kensington	9	58,426	39,823	36,755	19,106	68.16%	92.30%	51.98%	47.98%
Vancouver-Kingsway	9	61,515	41,790	36,057	16,944	67.93%	86.28%	46.99%	40.55%
Vancouver-Langara	15	61,057	40,429	38,142	18,197	66.22%	94.34%	47.71%	45.01%
Vancouver-Mount Pleasant	13	58,349	44,444	38,267	17,782	76.17%	86.10%	46.47%	40.01%
Vancouver-Point Grey	44	62,443	44,519	41,181	23,054	71.30%	92.50%	55.98%	51.78%
Vancouver-Quilchena	22	57,979	39,056	39,067	22,528	67.36%	100.03%	57.67%	57.68%
Vancouver-West End	11	54,769	39,536	35,370	17,661	72.19%	89.46%	49.93%	44.67%
Vernon-Monashee	5,038	63,224	49,244	45,410	24,400	77.89%	92.21%	53.73%	49.55%
Victoria-Beacon Hill	98	58,319	48,417	42,615	24,367	83.02%	88.02%	57.18%	50.33%
Victoria-Swan Lake	18	52,353	41,534	38,359	21,828	79.33%	92.36%	56.90%	52.55%
West Vancouver-Capilano	80	56,971	39,690	39,288	22,772	69.67%	98.99%	57.96%	57.37%
West Vancouver-Sea to Sky	9,642	54,795	39,322	34,911	18,527	71.76%	88.78%	53.07%	47.12%
Westside-Kelowna	1,140	57,391	44,656	41,155	19,486	77.81%	92.16%	47.35%	43.64%
Totals	1,070,008	4,438,932	3,238,737	2,995,465	1,651,567	72.96%	92.49%	55.14%	50.99%

Mailing Address:

PO Box 9275 Stn Prov Govt
Victoria BC V8W 9J6

Phone: 250-387-5305

Toll-free: 1-800-661-8683 / TTY 1-888-456-5448

Fax: 250-387-3578

Toll-free Fax: 1-866-466-0665

Email: electionsbc@elections.bc.ca

Website: www.elections.bc.ca

