



ELECTIONS BC

A non-partisan Office of the Legislature

Statement of Votes

40th Provincial General Election

May 14, 2013

Statement of Votes
40th Provincial General Election
May 14, 2013



ELECTIONS BC
A non-partisan Office of the Legislature

Mailing Address:
PO Box 9275 Stn Prov Govt
Victoria BC V8W 9J6

Location:
Suite 100 – 1112 Fort Street, Victoria BC

Phone: 250-387-5305
Toll-free: 1-800-661-8683/ TTY 1-888-456-5448
Fax: 250-387-3578
Toll-free Fax: 1-866-466-0665

Email: electionsbc@elections.bc.ca
Website: www.elections.bc.ca

January 21, 2014

The Honourable Linda Reid
Speaker of the Legislative Assembly
Province of British Columbia
Parliament Buildings
Victoria, British Columbia
V8V 1X4

Honourable Speaker:

I have the pleasure to present the Statement of Votes for the 40th Provincial General Election to the Legislative Assembly, in accordance with section 13(1)(b) of the *Election Act*.

Respectfully submitted,

Keith Archer, Ph.D.
Chief Electoral Officer
British Columbia

Table of contents

Table of contents	i
List of tables	iv
Section 1 Overview	1
Introduction	1
Order for a general election	1
2013 Statistics at a glance	2
2013 Statistics in comparison	3
Changes to the <i>Election Act</i>	4
Calendar of events	5
Election officials	6
Voter registration	10
Public information and communications	11
Nomination of candidates	12
Voting	14
Counting	15
Section 2 Summary of results	19
Section 3 Voting results by voting area	
Abbotsford-Mission	37
Abbotsford South	43
Abbotsford West	50
Alberni-Pacific Rim	55
Boundary-Similkameen	62
Burnaby-Deer Lake	71
Burnaby-Edmonds	76
Burnaby-Lougheed	81
Burnaby North	86
Cariboo-Chilcotin	91
Cariboo North	97
Chilliwack	103
Chilliwack-Hope	110
Columbia River-Revelstoke	119
Comox Valley	127
Coquitlam-Burke Mountain	136
Coquitlam-Maillardville	144
Cowichan Valley	151
Delta North	160
Delta South	166

Esquimalt-Royal Roads	173
Fort Langley-Aldergrove	180
Fraser-Nicola	186
Juan de Fuca	194
Kamloops-North Thompson	201
Kamloops-South Thompson	210
Kelowna-Lake Country	218
Kelowna-Mission	227
Kootenay East	237
Kootenay West	243
Langley	250
Maple Ridge-Mission	256
Maple Ridge-Pitt Meadows	263
Nanaimo	270
Nanaimo-North Cowichan	278
Nechako Lakes	288
Nelson-Creston	296
New Westminster	302
North Coast	310
North Island	316
North Vancouver-Lonsdale	325
North Vancouver-Seymour	331
Oak Bay-Gordon Head	338
Parksville-Qualicum	345
Peace River North	354
Peace River South	359
Penticton	364
Port Coquitlam	373
Port Moody-Coquitlam	380
Powell River-Sunshine Coast	387
Prince George-Mackenzie	396
Prince George-Valemount	404
Richmond Centre	411
Richmond East	418
Richmond-Steveston	425

Saanich North and the Islands	433
Saanich South	441
Shuswap	447
Skeena	459
Stikine	466
Surrey-Cloverdale	472
Surrey-Fleetwood	478
Surrey-Green Timbers	483
Surrey-Newton	487
Surrey-Panorama	491
Surrey-Tynehead	497
Surrey-Whalley	503
Surrey-White Rock	509
Vancouver-Fairview	515
Vancouver-False Creek	520
Vancouver-Fraserview	525
Vancouver-Hastings	530
Vancouver-Kensington	535
Vancouver-Kingsway	539
Vancouver-Langara	544
Vancouver-Mount Pleasant	549
Vancouver-Point Grey	557
Vancouver-Quilchena	563
Vancouver-West End	569
Vernon-Monashee	575
Victoria-Beacon Hill	583
Victoria-Swan Lake	589
West Vancouver-Capilano	594
West Vancouver-Sea to Sky	601
Westside-Kelowna	610
Section 4 Location index	621

List of tables

Table 1:	2013 Statistics	2
Table 2:	40 th Provincial General Election compared to previous general elections	3
Table 3:	Calendar of events	5
Table 4:	District Electoral Officers and their deputies by electoral district .	7
Table 5:	Regional Field Officers	9
Table 6:	Voter registration statistics	10
Table 7:	Candidates for election by affiliation	13
Table 8:	Votes cast by voting opportunity, 40 th Provincial General Election .	14
Table 9:	Results after the initial count and after the final count	15
Table 10:	Summary of results by affiliation	19
Table 11:	Summary of results by candidate	20
Table 12:	Summary of results by electoral district	31

Statement of Votes
40th Provincial General Election

Section 1
Overview

Overview

Introduction

The 40th Provincial General Election in British Columbia was held on May 14, 2013. Voter turnout was 55.32% of estimated eligible voters (1,813,912 of 3,279,141 estimated eligible voters voted). Eighty-five Members of the Legislative Assembly (MLAs) were elected: 49 BC Liberal, 34 BC NDP, one Green Party of BC and one Independent.

This report, submitted in accordance with section 13(1)(b) of the *Election Act*, contains the results of the general election by voting area, as well as electoral district maps and an account of the election proceedings.

Order for a general election

In 2002, British Columbia became the first province to establish fixed-date elections. Under section 23 of the B.C. *Constitution Act*, a general election must be held on the second Tuesday in May every four years.

An election is formally initiated when the Premier requests the Lieutenant Governor to dissolve the Legislative Assembly. If the request is granted, an Order in Council is signed directing the Chief Electoral Officer to prepare and issue the writs of election, one for each of the 85 electoral districts. Each writ is signed by the Chief Electoral Officer and the Lieutenant Governor and issued to the corresponding District Electoral Officer. A writ of election includes the dates for the nomination of candidates, General Voting Day and when the writ must be returned.

On April 16, 2013, the Lieutenant Governor, the Honourable Judith Guichon, dissolved the Legislative Assembly at the request of the Premier. An Order in Council was issued directing the Chief Electoral Officer to issue the writs of election for all 85 electoral districts. The writs ordered that general voting for the election be held on Tuesday, May 14, 2013.

2013 Statistics at a glance

Table 1: 2013 Statistics

Officials and voting places	
Electoral districts	85
District Electoral Officers (DEO)	85
Deputy District Electoral Officers (DDEO)	92
Election officials	31,972
Voting areas	10,518
Advance voting places	264
General voting places	1,510
Voter registration and turnout	
Registered voters on Writ Day (preliminary list)	3,110,943
Registered voters at close of general registration (revised list)	3,116,626
Net increase to voters list in conjunction with voting	59,829
Total registered voters at close of general voting	3,176,455
Total registered voters who voted	1,813,912
Percent of registered voters who voted	57.10%
Total estimated eligible voters	3,279,141
Percent of estimated eligible voters registered	96.87%
Turnout (percent of estimated eligible voters who voted)	55.32%
Candidates, political parties and advertising sponsors	
Registered political parties	26
Registered political parties that endorsed candidate(s)	19
Standing nominations filed	187
Ordinary nominations filed	189
Candidates	376
Registered advertising sponsors	286
Registered political party expenses limit (pre-campaign period)	\$1,150,574.71
Registered political party expenses limit (campaign period)	\$4,602,298.85
Candidate expenses limit (pre-campaign period)	\$73,218.39
Candidate expenses limit (campaign period)	\$73,218.39
Election advertising sponsor spending limit (in relation to a single electoral district)	\$3,137.93
Election advertising sponsor spending limit (overall)	\$156,896.55
Results	
Total valid votes	1,802,149
Rejected ballots	11,763
BC Liberal Party candidates elected	49
BC NDP candidates elected	34
Green Party of BC candidates elected	1
Independent candidates elected	1

2013 Statistics in comparison

Table 2: 40th Provincial General Election compared to previous general elections

Year	Dissolution of Legislature	Write of election	Nomination of candidates	Date of election	Electoral districts	Members in Legislature	Candidates in election	Estimated eligible voters	Registered voters	Voters who voted	% of registered voters who voted	Valid votes	Rejected votes	Rejected votes - % of votes cast	Cost per registered voter
1928 ³	7-Jun	7-Jun	27-Jun	18-Jul	40	48	117	-	245,240	174,934	71.33%	361,814	3,259	0.89%	\$0.70
1933 ⁴	1-Aug	13-Sep	12-Oct	2-Nov	39	47	210	-	323,540	236,415	73.07%	381,223	3,380	0.88%	\$0.49
1937	14-Apr	14-Apr	11-May	1-Jun	40	48	186	-	372,781	265,446	71.20%	417,929	4,143	0.98%	\$0.50
1941	22-Jul	9-Sep	30-Sep	21-Oct	41	48	156	-	417,839	303,901	72.73%	453,893	4,797	1.05%	\$0.49 ⁵
1945	31-Aug	31-Aug	4-Oct	25-Oct	41	48	147	-	457,017	298,387	65.29%	467,747	3,899	0.83%	\$0.46 ⁶
1949	16-Apr	16-Apr	25-May	15-Jun	41	48	138	-	649,019	477,999	73.65%	698,823	9,891	1.40%	\$0.43
1952 ⁷	10-Apr	10-Apr	22-May	12-Jun	41	48	212	-	793,073	543,456	68.53%	768,561	45,649	5.61%	\$0.58
1953 ⁷	27-Mar	10-Apr	19-May	9-Jun	41	48	229	-	740,006	522,052	70.55%	727,839	43,766	5.67%	\$0.59
1956	13-Aug	13-Aug	5-Sep	19-Sep	42	52	199	-	778,587	509,409	65.43%	817,397	6,642	0.81%	\$0.60
1960	3-Aug	3-Aug	29-Aug	12-Sep	42	52	230	-	874,267	628,031	71.84%	996,404	9,862	0.98%	\$0.61
1963	21-Aug	22-Aug	16-Sep	30-Sep	42	52	205	-	873,140	608,672	69.71%	967,675	6,132	0.63%	\$0.61
1966	5-Aug	5-Aug	29-Aug	12-Sep	48	55	178	-	873,927	596,716	68.28%	751,876	7,056	0.93%	\$0.83
1969	21-Jul	21-Jul	13-Aug	27-Aug	48	55	177	-	1,152,598	794,696	68.95%	978,356	9,011	0.91%	\$0.77
1972	24-Jul	24-Jul	16-Aug	30-Aug	48	55	556	-	1,343,357	921,496	68.60%	1,132,172	11,537	1.01%	\$0.86
1975	3-Nov	3-Nov	27-Nov	11-Dec	48	55	221	-	1,559,633	1,088,001	69.76%	1,290,451	12,924	0.99%	\$1.29
1979	3-Apr	3-Apr	26-Apr	10-May	50	57	178	-	1,673,111	1,155,505	69.06%	1,405,077	21,328	1.50%	\$1.78
1983	7-Apr	7-Apr	22-Apr	5-May	50	57	224	1,947,617	1,768,063	1,373,018	77.66%	1,649,533	17,126	1.03%	\$4.98
1986	24-Sep	24-Sep	9-Oct	22-Oct	52	69	237	2,076,366	1,770,000	1,366,193	77.19%	1,935,453	27,582	1.41%	\$5.36
1991 ⁸	19-Sep	19-Sep	4-Oct	17-Oct	75	75	317	2,331,871	1,989,054	1,493,200	75.07%	1,462,467	30,733	2.06%	\$6.78
1996	30-Apr	30-Apr	15-May	28-May	75	75	513	2,694,537	2,227,424	1,592,655	71.50%	1,582,704	9,951	0.62%	\$6.99
2001	18-Apr	18-Apr	3-May	16-May	79	79	456	2,885,714	2,254,920	1,599,765	70.95%	1,591,306	8,459	0.34%	\$8.04
2005	19-Apr	19-Apr	4-May	17-May	79	79	412	3,049,153	2,845,284	1,774,375	62.36%	1,762,450	11,925	0.67%	\$8.05
2009	14-Apr	14-Apr	24-Apr	12-May	85	85	345	3,238,737	2,995,465	1,651,567	55.14%	1,640,542	11,025	0.67%	\$11.77
2013	16-Apr	16-Apr	26-Apr	14-May	85	85	376	3,279,141	3,176,455	1,813,912	57.10%	1,802,149	11,763	0.65%	— ⁹

1. Source: BC Stats
2. In the multimember electoral districts, voters were able to vote for more than one candidate, resulting in the total number of valid votes exceeding the number of registered voters who voted.
3. Detailed Statements of Votes were not produced for earlier elections.
4. In the Vancouver Centre and Victoria electoral districts, Nomination Day was November 6 and the vote was taken on November 27.
5. Cost of the Active Service vote was \$2.88 per registered voter who voted.
6. Cost of the Active Service vote was \$1.79 per registered voter who voted.
7. The alternative voting system was used in these elections.
8. First election with all single member electoral districts.
9. Figure to be reported in the *Report of the Chief Electoral Officer on the 40th Provincial General Election, May 14, 2013*.

Changes to the *Election Act*

The *Election Act* gives effect to British Columbians' right to vote in provincial elections by setting the framework for the provincial electoral process. Elections BC conducts provincial elections in accordance with its provisions.

On May 14, 2012, the Legislative Assembly passed the *Justice Statutes Amendment Act, 2012*. It contained an amendment to the *Election Act* replacing the requirement for the Chief Electoral Officer to conduct a province-wide door-to-door enumeration before each general election with discretion for the Chief Electoral Officer to determine when and how enumerations are to be conducted. For more information on how this change affected the work of Elections BC in relation to the 40th Provincial General Election, see the forthcoming *Report of the Chief Electoral Officer on the 2013 Enumeration*.

On May 31, 2012, the Legislative Assembly passed the *Miscellaneous Statutes Amendment Act (No. 2), 2012*. In addition to amendments to other legislation, this Act contained amendments to the definition of the pre-campaign period for candidates, political parties and third party advertisers in the *Election Act*. These changes to the *Election Act* did not come into force immediately. Instead, Cabinet asked the B.C. Court of Appeal to assess the constitutionality of the amendments prior to proclaiming those sections of the *Miscellaneous Statutes Amendment Act (No. 2), 2012*. The Court held that the proposed amendments were not constitutional and therefore the proposed amendments to the *Election Act* were not proclaimed.

Calendar of events

A general election is called when the writs of election are issued. General Voting Day for an election is the 28th day after the date on which the election is called.

Table 3: *Calendar of events*

Day	Milestone	Date
Day -60	Pre-campaign period for expenses limit for candidates and political parties begins	Friday, February 15, 2013
Day -1	End of standing nomination period Preliminary voters list produced	Monday, April 15, 2013
Day 0	Writ Day Start of ordinary nomination period Third-party advertising sponsors must now be registered to conduct election advertising	Tuesday, April 16, 2013
Day 7	Close of general voter registration	Tuesday, April 23, 2013
Day 10	Close of ordinary nomination period	Friday, April 26, 2013, 1 p.m.
Day 12	Revised voters list produced	Sunday, April 28, 2013
Day 22	Advance voting begins	Wednesday, May 8, 2013
Day 25	Advance voting ends	Saturday, May 11, 2013
Day 28	General Voting Day Initial count conducted at close of voting	Tuesday, May 14, 2013
Day 31	End of period to request a DEO recount	Friday, May 17, 2013
Day 41	Final count begins	Monday, May 27, 2013
Day 44	Start of period to request judicial recount	Thursday, May 30, 2013
Day 49	End of period to request judicial recount	Tuesday, June 4, 2013
Day 50	Return Day	Wednesday, June 5, 2013
Day 118	Election financing report filing deadline	Monday, August 12, 2013
Day 148	Election financing report late filing deadline	Wednesday, September 11, 2013

Election officials

A District Electoral Officer (DEO) is appointed by the Chief Electoral Officer for each electoral district. DEOs are responsible for conducting elections in their assigned electoral districts. They are assisted by a Deputy District Electoral Officer (DDEO), who is also appointed by the Chief Electoral Officer.

In some electoral districts, two district electoral offices are required to ensure accessibility. In those cases, a second DDEO is appointed to manage the additional office.

Each DEO and DDEO was also appointed as a Deputy District Registrar of Voters (DDRV) for their electoral district. DDRVs are responsible for conducting targeted enumerations and other voter registration activities.

As an additional level of support, the role of Regional Field Officer (RFO) was created to provide a link between the field staff (DEOs and DDEOs) and Elections BC headquarters staff. The six individuals hired for this role were experienced election practitioners with successful experience in a DEO or DDEO role and each had knowledge of their region and the unique challenges each electoral district in their region could present.

During an election, every voting place is staffed by election officials who are hired by the DEO. Election official roles include:

- Voting Officers, who are responsible for voting stations. Voting Officers issue ballots and maintain the ballot box. At the close of voting, Voting Officers count the ballots and are responsible for ballot reconciliation. Voting Officers at general voting and absentee voting are responsible for registering voters in conjunction with voting.
- Voting Clerks, who assist Voting Officers. Voting Clerks maintain the voting book for a voting station and, during counting, record the votes on a tally sheet.
- Information Officers, who direct voters to the appropriate voting station at a voting place, provide information to voters and are specially trained to assist those with disabilities.
- Supervisory Voting Officers, who supervise the officials at a voting place.
- Certificate Writers, who register voters in conjunction with advance voting, update voters' registration information and issue advance voting certificates.

For the 40th Provincial General Election, DEOs hired 1,148 employees to provide administrative support in the district electoral offices and to train election officials. A further 31,972 election officials were hired to serve voters in the voting places. Refinements to the voter registration process to provide a more efficient process for voters allowed DEOs to hire approximately 10% fewer officials for the 2013 General Election than were hired for the 2009 General Election. More information about these changes will be available in the *Report of the Chief Electoral Officer on the 40th Provincial General Election*.

Table 4: District Electoral Officers and their deputies by electoral district

Electoral district	District Electoral Officer	Deputy District Electoral Officer(s)
Abbotsford-Mission	Dale Thingvold	Bill Cotterall
Abbotsford South	Kathi Kopan	Dianne Nelson
Abbotsford West	Helen Lockhart	John Friesen
Alberni-Pacific Rim	Ann Chandler	Rich Wilkins
Boundary-Similkameen	Peter Beckett	Cathy Paton
Burnaby-Deer Lake	Vivian Price	Diana Mumford
Burnaby-Edmonds	Debra S. Vaglio	Garry Nishimura
Burnaby-Lougheed	Rizwana Jiwa	Mary Gates
Burnaby North	Valerie Sum	Ken Feyer
Cariboo-Chilcotin	Lorne Landry	Nick Goshorn Linda Isfeld
Cariboo North	Wayne Rodier	Maureen Murray
Chilliwack	Valerie Nessel	Don Murray
Chilliwack-Hope	Bev Kennedy	James Delnea
Columbia River-Revelstoke	Brenda Bernat	Seona Helmer
Comox Valley	Hildy Richardson	Cori Andersen
Coquitlam-Burke Mountain	Bill Wong	Gino Simeoni
Coquitlam-Maillardville	Bob Johnston	Jan Riddell
Cowichan Valley	Karen Bennett-O'Brien	Bob McTaggart
Delta North	Rod McRae	Anne Davis
Delta South	Pat Turner	Paula Bonucchi
Esquimalt-Royal Roads	Ken Schaalje	George Fletcher
Fort Langley-Aldergrove	Barrie Silliker	Lisa Curry
Fraser-Nicola	Allan Steffens	David Durksen Paul Montgomery
Juan de Fuca	Val Kowalko	Debbie Waldron
Kamloops-North Thompson	Sharon E. Lyons	Anne Rurak
Kamloops-South Thompson	Doug Gibson	Sandra Sugden
Kelowna-Lake Country	Dennis Duggan	Don Johnson
Kelowna-Mission	Alan Stonehouse	Ray Dziver
Kootenay East	Donna Cummins	Brian Wooff
Kootenay West	Don Vinish	Bonnie Braithwaite
Langley	Dianne Gillis	Emil Ponak
Maple Ridge-Mission	Terry Mitchell	Rick MacEachern
Maple Ridge-Pitt Meadows	Lucille Gibeault	Jill Borrow
Nanaimo	Shirley Lance	Betty Deighton
Nanaimo-North Cowichan	Pat Parkin	Lynda Poirier

Electoral district	District Electoral Officer	Deputy District Electoral Officer(s)
Nechako Lakes	Linda Smerychynski	Mark Winston
Nelson-Creston	Rob Switzer	Bob Dubreuil
New Westminster	Vicki Bradbury	David Dairon
North Coast	Brian Roberts	Martin Negus
North Island	Kevin Weighill	Helen Folster Chris Stewart
North Vancouver-Lonsdale	Tom Kirk	Alan Dahlo
North Vancouver-Seymour	Peter Owens	Jeanne Bates
Oak Bay-Gordon Head	Joanne Scott	David Anderson
Parksville-Qualicum	Patrick Maguire	Dilbar Rupa
Peace River North	Bill Lindsay	Carmella Maga Eliza Stanford
Peace River South	Anne Clayton	Fred Feddema
Penticton	Netta Manning	David Korinetz
Port Coquitlam	Allan Olson	Sue Price
Port Moody-Coquitlam	Julie Brassington	Dave MacKinnon
Powell River-Sunshine Coast	Deb Lesuk	Jessica Colasanto Wendy Lee
Prince George-Mackenzie	Harry Hufty	Rory Summers
Prince George-Valemount	Tony Cable	Bruce Wiebe
Richmond Centre	Erik Andersen	Larry Fraser
Richmond East	Colin Ayers	Mark Gosse
Richmond-Steveston	Jackie Asante	Julia Cheng
Saanich North and the Islands	John Plantinga	Cassandra McClarnon Keith Henders
Saanich South	Sharon Schaalje	Kevin Atcheson
Shuswap	Ian Watt	Linda Rivard
Skeena	Marjorie Phelps	Doug MacKay
Stikine	Don McMillan	Lynn Christie
Surrey-Cloverdale	Carol Wyatt	Debbie Ward
Surrey-Fleetwood	Gerry Della Mattia	Carl Zawaduk
Surrey-Green Timbers	Theresa Couture	Donna Toews
Surrey-Newton	Baljit Grewal	Brenda Blair
Surrey-Panorama	Margaret Gregory	Craig Hannay
Surrey-Tynehead	Rana Malhi	Dan Wainwright
Surrey-Whalley	Bill Nunas	Owen MacRae
Surrey-White Rock	Neil Jangula	Doug Nevard
Vancouver-Fairview	Jane Denton	Aidan Brand
Vancouver-False Creek	Kathleen MacKinnon	Joan Fogarty

Electoral district	District Electoral Officer	Deputy District Electoral Officer(s)
Vancouver-Fraserview	Ben Aissa	Dianna Smith
Vancouver-Hastings	Melvin Chin	Bob Tsai
Vancouver-Kensington	Karen Low Ah Kee	Rolland Low
Vancouver-Kingsway	Susan Viccars	Ann Gibson
Vancouver-Langara	Wayne Collinge	Linda Riesterer
Vancouver-Mount Pleasant	Peter Walton	Ingrid Matzigkeit
Vancouver-Point Grey	Jan Pierce	Heather Clarke
Vancouver-Quilchena	Teong Sin Kwek	Leo Valdes
Vancouver-West End	Donna Celle	Len Cousineau
Vernon-Monashee	Janice Mori	Sharon Morrison
Victoria-Beacon Hill	Judith Davis	Sandra Neve
Victoria-Swan Lake	Colin Green	Eric Burkle
West Vancouver-Capilano	Nancy Smeal	Marlene McGunigal
West Vancouver-Sea to Sky	Linda Arnold	Lisa Frost Mohammad Afsar
Westside-Kelowna	Carol Hall	Steve Sweeney

Table 5: *Regional Field Officers*

Region	Regional Field Officer
Central B.C.	Sue Melnyk
Fraser Delta	Charlene Meehan
Fraser Valley	Ray Wilson
Metro Vancouver	Debra Fraser
North and East	Lorraine Grant
Vancouver Island	Kerry Fedosenko

Voter registration

An accurate and current voters list is critical to the successful administration of provincial electoral events. To ensure a high-quality voters list for the 40th Provincial General Election, Elections BC employed a comprehensive enumeration strategy.

Building upon the approach developed for the mail-based enumeration conducted in 2009, Elections BC mailed customized letters to more than two million residential addresses starting on February 25, 2013. The letters called on eligible voters to take action by registering as new voters or by confirming and updating their existing voter registrations. Voters were also encouraged to remove voters who no longer resided at their residence, thus improving the currency of the voters list. Voter registration services were available by phone, through the Online Voter Registration service, by fax or in person at a Service BC Centre or at Elections BC's Victoria headquarters.

Beginning on March 6, 2013, Elections BC voter registration officials provided voter registration opportunities throughout the province, including at shopping malls, community centres and post-secondary campuses. Voter registration officials also conducted door-to-door visits in selected high mobility neighbourhoods, new subdivisions and residential complexes. Elections BC staff visited homeless shelters, social services agencies and long-term care facilities to register eligible voters, update voter records and provide information about voting opportunities. The enumeration was accompanied by a comprehensive advertising campaign that included radio, online and through social media.

From the beginning of the enumeration until the close of the general registration period on April 23, 2013 (Day 7), 41,281 new voters were added to the voters list. A further 141,129 voter registrations were updated or confirmed, while 65,583 voters were removed. A total of 3,116,626 voters were on the voters list at the conclusion of these activities.

After Day 7, registration was only available in conjunction with voting. Voters who wished to register in conjunction with voting were required to prove their identity and residence in accordance with legislation.

There were 141,280 voter registration transactions completed in conjunction with voting, resulting in 59,829 new registrations, and 81,451 updates. At the end of General Voting Day, there were 3,176,455 registered voters on the voters list, representing 96.9% of estimated eligible voters.

Table 6: Voter registration statistics

Date	Registered voters	Total change	% change
Launch of targeted enumeration (February 25, 2013)	3,145,843	-	-
Writ Day (April 16, 2013)	3,110,943	-34,900	-1.1%
Close of general registration (April 23, 2013)	3,116,626	5,683	0.2%
Close of general voting (May 14, 2013)	3,176,455	59,829	1.9%
Total change in voter registrations		30,612	1.0%

Public information and communications

British Columbia has the most accessible electoral process and provides voters with more opportunities to vote than any other jurisdiction in Canada. For the 40th Provincial General Election, Elections BC developed a proactive communications strategy to engage voters through a variety of media.

The communications strategy included: advertising in newspapers, on television and radio, and online; developing an election-specific webpage and mobile device application; establishing a presence on social networking websites; mailing information pamphlets; distributing news releases and media advisories; and operating a 1-800 Contact Centre.

In accordance with the *Election Act*, Elections BC placed two electoral district-specific advertisements in newspapers across the province. Notices directing voters to the advertisements were included in radio and television advertising and on the Internet.

The first advertisement included information about submitting candidate nominations and the dates and voting hours for general voting and advance voting, while the second provided information about voting place locations, lists of candidates and the voter identification requirements. A third advertisement ran immediately before General Voting Day and reminded voters to look for their Where to Vote cards in the mail.

During the campaign period, Elections BC published four news releases and two media advisories. DEOs, DDEOs and headquarters staff participated in numerous media interviews.

Elections BC also created a general election webpage that was updated over the course of the campaign period to reflect candidate nominations, new voter identification requirements and voting results. The Know Your Electoral District website application was updated to provide lists of candidates, DEO office contact information and voting place addresses for each electoral district. An online request form allowed voters to directly request a Vote by Mail package.

Reflecting the changing needs of voters, Elections BC developed a mobile-device version of the Elections BC website and developed the VoteBC application that provided users on mobile devices with the ability to identify the closest voting place to them and receive directions from their location to that voting place.

Elections BC's website continues to be a primary resource for voters, the media and other clients seeking provincial electoral information. The website received 435,335 visitors during the campaign period (an average of 15,012 per day), with 65,325 visits on General Voting Day. This is an increase in traffic of more than 50% over 2009.

To increase its online community profile, Elections BC broadened its presence on Facebook, Twitter, Pinterest and YouTube. By utilizing these communication channels, Elections BC sought to increase awareness about voter registration and voting opportunities throughout the 2013 Enumeration and the 40th Provincial General Election.

Elections BC established a 1-800 Contact Centre to support its enumeration and election communications goals. The contact centre was staffed between February 25, 2013 and May 15, 2013. Operators were available weekdays from 8 a.m. to 8 p.m., and Saturdays from 9 a.m. to 4 p.m., with extended hours on Saturday, May 11, Sunday, May 12 and Tuesday, May 14. Operators provided information on a wide variety of election and enumeration topics, and processed voter registration applications over the phone. During the 29 day campaign period, the contact centre answered 44,352 calls, including 5,343 on General Voting Day.

In late April, an unaddressed colour pamphlet was delivered to every household in the province. The pamphlet was designed to provide voters with all the information they required in order to vote. It contained dates and times for voting, information about what British Columbians were voting for, who could vote, identification requirements, voting opportunities, a QR code to the VoteBC application, web links to translated voter registration and voting materials in 16 languages, and Elections BC contact information.

To ensure voters were aware of voting opportunities, a Where to Vote card was mailed to every registered voter. Delivered prior to the beginning of advance voting, the card indicated the voter's electoral district and voting area of residence, the dates, times and locations for advance voting and the date, time and location of the voter's assigned general voting place.

Nomination of candidates

To be nominated as a candidate for election as an MLA, an individual must be qualified under the *Constitution Act* and the *Election Act* and file either a standing nomination or an ordinary nomination.

Standing nominations for a fixed-date general election may be filed with the Chief Electoral Officer at any time until the end of the day before Writ Day. Ordinary nominations may only be filed between the time the election is called and 1 p.m. (Pacific time) on Day 10. Ordinary nomination documents must be submitted to the DEO for the electoral district in which a nominee is seeking election.

Nominations must be signed by at least 75 voters who reside in the electoral district and accompanied by a \$250 deposit. An individual does not become a candidate until their nomination has been accepted, and a certificate of candidacy has been issued. Certificates of candidacy for standing nominations are not issued until Writ Day.

The ordinary nomination period closed at 1 p.m. (Pacific time) on Friday, April 26, 2013. There were 376 candidates representing 19 of the 26 registered political parties. Of the 376 candidates, approximately half (187) filed standing nominations.

Table 7: Candidates for election by affiliation

Affiliation	Ballot name	Abbreviation	Candidates
Advocational International Democratic Party of British Columbia	Advocational Party	AID	2
BC First Party	BC First	FP	2
BC Marijuana Party	BC Marijuana Party	BCM	2
BC NDP	BC NDP	NDP	85
B.C. Vision	B.C. Vision	BCV	4
British Columbia Conservative Party	BC Conservative Party	CP	56
British Columbia Excalibur Party	BC Excalibur Party	BCEX	6
British Columbia Liberal Party	BC Liberal Party	LIB	85
British Columbia Libertarian Party	Libertarian	LBN	8
British Columbia Party	British Columbia Party	BCP	3
British Columbia Social Credit Party	BC Social Credit Party	SC	1
Christian Heritage Party of British Columbia	Christian Heritage Party of B.C.	CHP	2
Communist Party of BC	Communist Party of BC	COMM	4
Green Party Political Association of British Columbia	Green Party of BC	GP	61
Helping Hand Party	Helping Hand Party	HH	1
Platinum Party of Employers Who Think and Act to Increase Awareness, The	The Platinum Party	PLAT	2
Unparty: The Consensus-Building Party	Unparty: The Consensus-Building Party	UCBP	2
Work Less Party of British Columbia	Work Less Party	WLP	2
Your Political Party of BC	YPP	YPBC	2
Independent	Independent	IND	35
No Affiliation			11
Total			376

Voting

The *Election Act* provides British Columbians with numerous voting opportunities. While most voters continue to cast their ballots on General Voting Day, other voting opportunities are becoming increasingly popular.

Advance voting is available to all voters from 8 a.m. to 8 p.m. on the Wednesday, Thursday, Friday and Saturday before General Voting Day. Voters who are unable to attend their assigned voting place on General Voting Day may vote, under absentee provisions, at any other voting opportunity in the province. Beginning on Writ Day, qualified voters may vote in the district electoral office or by mail. The *Election Act* permits DEOs to establish special voting opportunities for voters who may be unable to vote at other voting opportunities.

Table 8: Votes cast by voting opportunity, 40th Provincial General Election

Voting opportunity	Section of <i>Election Act</i>	Number of valid votes	Number of rejected ballots	Total number of votes considered	% of popular vote
General voting	s. 96	1,262,498	5,784	1,268,282	69.92%
Advance voting	s. 97	366,558	1,318	367,876	20.28%
Special voting	s. 98	13,651	429	14,080	0.78%
Absentee voting in electoral district	s. 99	77,239	829	78,068	4.30%
Absentee voting out of electoral district	s. 100	30,563	2,295	32,858	1.81%
Absentee advance voting	s. 101	10,273	288	10,561	0.58%
Alternative absentee voting (in DEO office)	s. 104	34,897	644	35,541	1.96%
Alternative absentee voting (voting by mail)	s. 106	6,470	176	6,646	0.37%
Total valid votes		1,802,149	11,763	1,813,912	100.00%

The *Election Act* states that a ballot cannot be counted if it differs physically from the official ballots, is blank, is marked in such a way that the voter could be identified, is marked for more than one candidate, or does not clearly indicate the intention of the voter. Further, a write-in ballot that is marked for a political party that is not represented by a candidate in that electoral district, or is marked for both a political party and a candidate, but the candidate is not a representative of that political party, must also be rejected.

Counting

Ordinary ballots from advance voting and general voting are counted at the initial count, conducted following the close of voting on General Voting Day. Ballots contained in certification envelopes from other voting opportunities, such as absentee voting, are considered at the final count. The final count is also when the results of an election are determined based on the combined votes accepted during the initial count and the final count.

The final count begins on Day 41, 13 days after General Voting Day. This allows enough time for absentee ballots contained in certification envelopes to be delivered to the appropriate district electoral office. The final count is held in the district electoral office and may continue for up to three days.

If a candidate or their official agent believes that counting errors occurred during the initial count, or if the difference between the leading candidate and the next candidate is less than 100 votes, the candidate or their official agent may request that the DEO recount some or all of the ballots considered in the initial count as part of the final count. The request for a DEO recount must be made in writing within three days after General Voting Day.

The final count began in every electoral district on May 27, 2013. A recount of the initial count was conducted in the electoral district of Saanich North and the Islands due to the small margin between the top three candidates.

Table 9: Results after the initial count and after the final count

Electoral district	Candidate	Affiliation	Results after	
			Initial count	Final count
Saanich North and the Islands	Gary Holman	NDP	9,681	10,515
	Adam Olsen	GP	9,294	10,136
	Stephen P. Roberts	LIB	9,627	10,352

If a candidate or voter believes that counting errors occurred during the initial or final count, the candidate or voter may apply to the Supreme Court for a judicial recount. The application must be made within six days of the declaration of official results at the conclusion of the final count.

No application for a judicial recount was made in Saanich North and the Islands following the final count. Accordingly, on June 5, 2013, the DEO of Saanich North and the Islands returned the writ certifying the election of Gary Holman. Writs were also returned on that date for 83 other electoral districts.

In Coquitlam-Maillardville, however, a judicial recount was necessary due to the small margin between the top two candidates at the final count. Section 139(5)(b) of the *Election Act* requires a DEO to make an application to the Supreme Court for a judicial recount if, after the final count, the two leading candidates are separated by less than 1/500th of the total ballots considered. In Coquitlam-Maillardville, the separation between the leading candidates was 35 votes, less than 1/500th of the 21,897 ballots considered.

On June 4, 2013, the judicial recount conducted by Mr. Justice Barry M. Davies upheld the results of the final count in Coquitlam-Maillardville, confirming the election of Selina Mae Robinson. Following a two day appeal period in which no appeal was filed, the DEO returned the writ on June 7, 2013, marking the end of the election period for the 40th Provincial General Election.

Statement of Votes
40th Provincial General Election

Section 2
Summary of results

Summary of results

The following pages contain summaries of the results of the 40th Provincial General Election by registered political party, candidate and electoral district. Registered political parties are listed in alphabetical order by their ballot name. Please note that all data has been reviewed and corrected, if necessary, to ensure it accurately reflects the results as determined by election officials during initial and final count.

Table 10: Summary of results by affiliation

Affiliation	Abbreviation	Total valid votes	% of popular vote	Candidates elected
BC First	FP	1,275	0.07%	0
BC Liberal Party	LIB	795,274	44.13%	49
BC NDP	NDP	715,855	39.72%	34
Conservatives	CP	85,637	4.75%	0
Green Party of BC	GP	146,685	8.15%	1
Libertarian	LBN	2,050	0.11%	0
Independent	IND	42,559	2.36%	1
Other affiliations*	-	12,814	0.71%	0
Total		1,802,149	100%	85

* Advocational Party (AID)
 BC Excalibur Party (BCEX)
 BC Marijuana Party (BCM)
 BC Social Credit Party (SC)
 B.C. Vision (BCV)
 British Columbia Party (BCP)
 Christian Heritage Party of B.C. (CHP)
 Communist Party of BC (COMM)
 Helping Hand Party (HH)
 The Platinum Party (PLAT)
 Unparty: The Consensus-Building Party (UCBC)
 Work Less Party (WLP)
 Your Party (YPBC)
 No Affiliation

Table 11: Summary of results by candidate

Elected candidates are shown in **bold** type.
*Member of the 39th Parliament.

Electoral district	Candidate ballot name	Affiliation	Total valid votes	% of popular vote
Abbotsford-Mission	Wendy Bales	IND	415	2.02%
	Roman Bojczuk	IND	204	0.99%
	Aird Flavelle	GP	1,865	9.07%
	Simon Gibson	LIB	10,417	50.67%
	Marcus Halliday	BCEX	119	0.58%
	Preet Rai	NDP	5,591	27.20%
	Don Stahl	CP	1,946	9.47%
Abbotsford South	Steve Finlay	BCM	417	2.08%
	Lakhvinder Jhaj	NDP	4,210	21.02%
	Darryl Plecas	LIB	9,563	47.74%
	Patricia Smith	BCEX	256	1.28%
	John van Dongen*	IND	5,586	27.88%
Abbotsford West	Michael de Jong*	LIB	9,473	50.65%
	Sukhi Dhami	NDP	5,430	29.03%
	Moe Gill	IND	1,082	5.79%
	Kerry-Lynn Osbourne	BCEX	49	0.26%
	Stephen Carl O'Shea	GP	877	4.69%
	Paul Brian Redekopp	CP	1,791	9.58%
	Alberni-Pacific Rim	Darren Frank DeLuca	LIB	6,341
Scott Kenneth Fraser*		NDP	10,569	57.55%
Enid Mary Sangster-Kelly		CP	1,456	7.93%
Boundary-Similkameen	Sam Hancheroff	NDP	7,113	38.99%
	John Kwasnica	GP	1,602	8.78%
	Linda Margaret Larson	LIB	8,499	46.59%
	Doug Pederson	IND	375	2.05%
	Mischa Popoff		655	3.59%
Burnaby-Deer Lake	Kathy Corrigan*	NDP	8,189	48.48%
	Shian Gu	LIB	7,286	43.13%
	Richard (Rick) McGowan	GP	1,417	8.39%
Burnaby-Edmonds	Raj Chouhan*	NDP	9,253	51.43%
	Nicholas Edward D'Amico	BCEX	215	1.20%
	Jeff Kuah	LIB	6,950	38.63%
	Wyatt Tessari	GP	1,573	8.74%

Electoral district	Candidate ballot name	Affiliation	Total valid votes	% of popular vote
Burnaby-Lougheed	Darwin Augustus Ivan Burns	GP	1,665	8.23%
	Christine N. Clarke		1,399	6.92%
	Ken Kramer	LIB	8,209	40.59%
	Jane Shin	NDP	8,952	44.26%
Burnaby North	Richard T. Lee*	LIB	10,543	46.82%
	Wayne Michael Marklund		523	2.32%
	Carrie McLaren	GP	1,577	7.00%
	Janet Routledge	NDP	9,875	43.86%
Cariboo-Chilcotin	Donna Barnett*	LIB	7,679	56.18%
	Dustin Victor Price	GP	747	5.46%
	Charlie Wyse	NDP	4,740	34.68%
	Gary Young	IND	503	3.68%
Cariboo North	Duncan Barnett	NDP	3,036	21.43%
	Coralee Oakes	LIB	5,867	41.41%
	Bob Simpson*	IND	5,264	37.16%
Chilliwack	Chad Elton Eros	CP	2,515	11.98%
	Michael Raymond Halliday	BCEX	181	0.86%
	Patti MacAhonic	NDP	6,551	31.19%
	John Martin	LIB	9,989	47.56%
	Kim Reimer	GP	1,766	8.41%
Chilliwack-Hope	Michael Henshall	CP	2,202	10.77%
	Ryan Ashley McKinnon	IND	833	4.07%
	Gwen O'Mahony*	NDP	7,364	36.01%
	Laurie Throness	LIB	10,053	49.15%
Columbia River-Revelstoke	Doug Clovechok	LIB	4,847	36.19%
	Norm Macdonald*	NDP	6,463	48.26%
	Earl Olsen	CP	1,162	8.68%
	Laurel Ralston	GP	921	6.87%
Comox Valley	Chris Aikman	GP	3,718	11.55%
	Kassandra Dycke	NDP	12,480	38.77%
	Diane Hoffmann	CP	1,740	5.41%
	Don McRae*	LIB	14,248	44.27%
Coquitlam-Burke Mountain	Paul Geddes	LBN	277	1.42%
	Douglas Horne*	LIB	9,766	49.90%
	Shane Kennedy	CP	1,071	5.47%
	Ron Peters	GP	1,144	5.84%
	Chris Wilson	NDP	7,315	37.37%

Electoral district	Candidate ballot name	Affiliation	Total valid votes	% of popular vote
Coquitlam-Maillardville	Steve Kim	LIB	9,889	45.55%
	Selina Mae Robinson	NDP	9,930	45.74%
	Edward Andreas Stanbrough	GP	1,891	8.71%
Cowichan Valley	Heather Alanna Campbell	IND	326	1.22%
	Kerry Davis	GP	5,102	19.15%
	Steve Houser	LIB	9,299	34.90%
	Bill Routley*	NDP	10,696	40.14%
	Damir Wallener	CP	1,223	4.59%
Delta North	Sylvia Bishop	NDP	9,410	43.59%
	George Gidora	COMM	58	0.27%
	Scott Hamilton	LIB	9,613	44.53%
	Bill Marshall	GP	1,312	6.08%
	Tinku Parmar	CP	983	4.55%
	John Shrek Shavluk	IND	210	0.98%
Delta South	Vicki Huntington*	IND	11,376	47.80%
	Bruce McDonald	LIB	8,721	36.65%
	Nic Slater	NDP	3,700	15.55%
Esquimalt-Royal Roads	Maurine Karagianis*	NDP	10,963	48.20%
	Susan Christina Low	GP	4,928	21.67%
	Chris Ricketts	LIB	6,511	28.63%
	Joshua Steffler	IND	343	1.50%
Fort Langley-Aldergrove	Rich Coleman*	LIB	15,989	55.10%
	Lisa David	GP	2,229	7.68%
	Shane Dyson	NDP	7,511	25.89%
	Rick Manuel	CP	2,615	9.01%
	Kevin Mitchell	IND	672	2.32%
Fraser-Nicola	Michael Beauclair	CP	895	6.58%
	John Kidder	GP	1,314	9.66%
	Harry Lali*	NDP	5,388	39.62%
	Jackie Tegart	LIB	6,002	44.14%
Juan de Fuca	John Horgan*	NDP	12,338	53.32%
	Kerrie Reay	LIB	7,120	30.77%
	Carlos Serra	GP	3,682	15.91%
Kamloops-North Thompson	John Ford		436	1.86%
	Kathy Kendall	NDP	9,139	39.05%
	Ed Klop	CP	1,644	7.03%
	Terry Lake*	LIB	12,183	52.06%

Electoral district	Candidate ballot name	Affiliation	Total valid votes	% of popular vote
Kamloops-South Thompson	Brian Arthur Alexander	IND	425	1.62%
	Tom Friedman	NDP	9,204	35.15%
	Peter Sharp	CP	1,603	6.12%
	Todd Graham Stone	LIB	14,956	57.11%
Kelowna-Lake Country	Gary Adams	GP	1,591	7.43%
	Graeme James	CP	2,351	10.99%
	Norm Letnick*	LIB	12,149	56.78%
	Mike Nuyens	NDP	5,306	24.80%
Kelowna-Mission	Tish Lakes	NDP	6,221	25.84%
	Mike McLoughlin	CP	3,051	12.67%
	Steve Thomson*	LIB	13,687	56.87%
	Dayleen Van Ryswyk		1,113	4.62%
Kootenay East	Bill Bennett*	LIB	10,252	62.99%
	Norma Blissett	NDP	6,023	37.01%
Kootenay West	Glen Curtis Byle	IND	431	2.39%
	Katrine Conroy*	NDP	11,349	63.01%
	Joseph Peter Hughes	IND	2,391	13.27%
	Jim Postnikoff	LIB	3,841	21.33%
Langley	John Cummins	CP	3,242	11.88%
	Wally Martin	GP	2,608	9.55%
	Andrew Mercier	NDP	7,403	27.13%
	Mary Polak*	LIB	14,039	51.44%
Maple Ridge-Mission	Mike Bocking	NDP	8,820	39.81%
	Marc H. J. Dalton*	LIB	10,327	46.61%
	Alex Pope	GP	1,818	8.21%
	Chad Thompson	CP	1,190	5.37%
Maple Ridge-Pitt Meadows	Doug Bing	LIB	10,824	45.49%
	Michael Lawrence Patterson	GP	2,178	9.15%
	Manuel "Mike" Pratas		589	2.48%
	Elizabeth Joan Rosenau	NDP	10,204	42.88%
Nanaimo	Walter Douglas Anderson	LIB	8,568	36.62%
	Brunie Brunie	IND	253	1.09%
	Bryce Nelson Crigger	CP	1,221	5.22%
	Ian Elliott Gartshore	GP	2,532	10.82%
	Leonard Eugene Krog*	NDP	10,821	46.25%

Electoral district	Candidate ballot name	Affiliation	Total valid votes	% of popular vote
Nanaimo-North Cowichan	Amanda Lee Jacobson	LIB	7,685	30.77%
	Mayo McDonough	GP	3,430	13.73%
	Murray McNab	IND	647	2.59%
	P. Anna Paddon	IND	71	0.28%
	Doug Routley*	NDP	11,542	46.21%
Nechako Lakes	John James Donald Sherry	CP	1,603	6.42%
	Beverly Bird	AID	74	0.75%
	Dan Brooks	CP	1,253	12.66%
	Colin Hamm	GP	510	5.15%
	John Rustad*	LIB	5,324	53.79%
Nelson-Creston	Sussanne Skidmore-Hewlett	NDP	2,737	27.65%
	Sjeng Derkx	GP	3,387	20.95%
	Greg Garbula	LIB	4,577	28.32%
	Michelle Mungall*	NDP	8,200	50.73%
New Westminster	Hector Bremner	LIB	8,997	33.37%
	James Crosty	IND	1,038	3.85%
	Lewis Clarke Dahlby	LBN	190	0.70%
	Judy Darcy	NDP	13,170	48.84%
	Paul Forseth	CP	1,318	4.89%
North Coast	Terry Douglas Teather	GP	2,252	8.35%
	Hondo Arendt	GP	831	10.21%
	Judy Fraser	LIB	2,692	33.07%
	Jennifer Rice	NDP	4,617	56.72%
North Island	Bob Bray	CP	1,675	7.14%
	Nick Facey	LIB	9,883	42.16%
	Claire Felicity Trevena*	NDP	11,885	50.70%
North Vancouver-Lonsdale	Kimball Cariou	COMM	71	0.29%
	Ryan Conroy	GP	2,257	9.28%
	Carra-Lynn Hodgson	BCP	77	0.32%
	Craig Keating	NDP	9,872	40.58%
	Allan John Molyneaux	CP	833	3.42%
	Laurence Watt	LBN	156	0.64%
	Naomi Yamamoto*	LIB	11,060	45.47%
North Vancouver-Seymour	Jim Hanson	NDP	8,524	32.92%
	Daniel Scott Smith	GP	1,897	7.33%
	Jane Thornthwaite*	LIB	13,186	50.92%
	Jaime Alexandra Webbe	IND	1,081	4.17%
	Brian R. Wilson	CP	1,206	4.66%

Electoral district	Candidate ballot name	Affiliation	Total valid votes	% of popular vote
Oak Bay-Gordon Head	Ida Chong*	LIB	7,767	29.29%
	Greg Kazakoff	CP	492	1.86%
	Jessica Van der Veen	NDP	7,536	28.42%
	Andrew Weaver	GP	10,722	40.43%
Parksville-Qualicum	Barry Avis	NDP	10,732	37.06%
	David Bernard Coupland	CP	3,710	12.81%
	Michelle Stilwell	LIB	14,518	50.13%
Peace River North	Judy Ann Fox-McGuire	NDP	1,319	9.84%
	Arthur Austin Hadland	IND	3,287	24.51%
	Pat Pimm*	LIB	7,905	58.94%
	Wyeth Sigurdson	CP	900	6.71%
Peace River South	Mike Bernier	LIB	4,373	46.73%
	Kurt Zane Peats	CP	2,546	27.21%
	Tyrel Andrew Pohl	IND	451	4.82%
	Darwin Wren	NDP	1,988	21.24%
Penticton	Dan Ashton	LIB	11,536	45.85%
	Richard James Cannings	NDP	10,154	40.35%
	Doug Maxwell	FP	1,185	4.71%
	Sean Upshaw	CP	2,288	9.09%
Port Coquitlam	Jogender Dahiya (JD)	LBN	358	1.61%
	Mike Farnworth*	NDP	11,755	52.94%
	Ryan Hague	CP	1,525	6.87%
	Barbara Lu	LIB	8,120	36.57%
Port Moody-Coquitlam	Brent Williams	YPBC	447	2.01%
	Billie Helps	GP	1,708	8.19%
	Jeff Monds	LBN	237	1.14%
	Linda Reimer	LIB	9,675	46.38%
Powell River-Sunshine Coast	Joe Trasolini*	NDP	9,238	44.29%
	Patrick Muncaster	LIB	7,792	32.78%
	Nicholas Simons*	NDP	13,120	55.20%
Prince George-Mackenzie	Richard Carl Till	GP	2,856	12.02%
	Bobby Deepak	NDP	6,488	34.27%
	Karen McDowell	GP	1,077	5.69%
	Mike Morris	LIB	10,524	55.58%
	Terry Rysz	CP	845	4.46%

Electoral district	Candidate ballot name	Affiliation	Total valid votes	% of popular vote
Prince George-Valemount	Shirley Bond*	LIB	11,291	56.95%
	Nathan Giede	CP	1,105	5.57%
	Sherry Ogasawara	NDP	7,116	35.89%
	Donald A. Roberts	CHP	314	1.59%
Richmond Centre	Lawrence Chen	CP	961	5.06%
	Chanel Donovan	UCBP	82	0.43%
	Frank Yunrong Huang	NDP	4,436	23.36%
	Gary Law	IND	1,617	8.51%
	Richard Lee	IND	754	3.97%
	Teresa Wat	LIB	9,462	49.83%
	Michael Wolfe	GP	1,678	8.84%
Richmond East	Ping Chan	BCEX	175	0.82%
	Lloyd Chen	IND	247	1.17%
	Nathaniel Lim	CP	1,827	8.62%
	Doug Perry	GP	1,178	5.56%
	Linda Reid*	LIB	11,592	54.68%
	Gian Sihota	NDP	6,047	28.52%
Richmond-Steveston	Cliff Wei	IND	133	0.63%
	Carol Day	CP	2,625	11.20%
	Jerome James Dickey	GP	1,899	8.10%
	Mike Donovan	UCBP	162	0.69%
	Scott Stewart	NDP	6,608	28.20%
Saanich North and the Islands	John Yap*	LIB	12,137	51.81%
	Gary Holman	NDP	10,515	33.27%
	Scott McEachern	IND	599	1.90%
	Adam Olsen	GP	10,136	32.07%
Saanich South	Stephen P. Roberts	LIB	10,352	32.76%
	Joshua Galbraith	CP	873	3.33%
	Peter Kappel	IND	142	0.54%
	Branko Mustafovic	GP	4,011	15.29%
	Lana Popham*	NDP	11,946	45.55%
Shuswap	Rishi Sharma	LIB	9,256	35.29%
	Tom Birch	CP	3,232	12.92%
	Chris George	GP	2,338	9.34%
	Steve Gunner	NDP	7,398	29.57%
	Greg Kylo	LIB	11,992	47.92%
	Johanna Zalcik	AID	63	0.25%

Electoral district	Candidate ballot name	Affiliation	Total valid votes	% of popular vote
Skeena	Robin Austin*	NDP	5,609	47.71%
	Mike Brousseau	CP	797	6.78%
	Trevor Hendry	BCP	263	2.24%
	Carol Joan Leclerc	LIB	5,087	43.27%
Stikine	Roger Benham	GP	303	3.50%
	Jonathan Dieleman	CP	533	6.15%
	Doug Donaldson*	NDP	4,081	47.11%
	Sharon Hartwell	LIB	3,172	36.63%
	Jesse O'Leary	IND	59	0.68%
Surrey-Cloverdale	Rod Taylor	CHP	514	5.93%
	Matt William Begley		949	3.13%
	Stephanie Cadieux*	LIB	18,051	59.53%
	Harry Kooner	NDP	8,777	28.95%
Surrey-Fleetwood	Howard Wu	CP	2,545	8.39%
	Tim Binnema	GP	1,147	5.81%
	Jagrup Brar*	NDP	8,774	44.41%
	Peter Fassbender	LIB	8,974	45.43%
	Murali Krishnan	CP	801	4.05%
Surrey-Green Timbers	Arvin Kumar (AK)	BCV	59	0.30%
	Sue Hammell*	NDP	9,386	58.06%
	Harjit Singh Heir	BCV	101	0.62%
	Richard Hosein	GP	655	4.05%
	Lisa Maharaj	CP	444	2.75%
Surrey-Newton	Amrik Tung	LIB	5,581	34.52%
	Harry Bains*	NDP	9,788	56.42%
	Alan Saldanha	HH	282	1.62%
	Satinder Singh	CP	674	3.89%
Surrey-Panorama	Sukhminder S. Virk	LIB	6,604	38.07%
	Marvin Hunt	LIB	14,139	54.29%
	Amrik Mahil	NDP	9,308	35.74%
	Kevin Rakhra	CP	1,037	3.98%
	Sara Sharma	GP	1,478	5.68%
Surrey-Tynehead	Ali Zaidi		81	0.31%
	Avtar Bains	NDP	7,539	39.58%
	Sukhi Gill	BCV	298	1.56%
	Barry J. Sikora	CP	2,040	10.71%
	Amrik Virk	LIB	9,172	48.15%

Electoral district	Candidate ballot name	Affiliation	Total valid votes	% of popular vote
Surrey-Whalley	Jag Bhandari (JB)	BCV	420	2.48%
	Sunny Chohan	CP	1,110	6.55%
	Kuljeet Kaur	LIB	5,004	29.54%
	Bruce Ralston*	NDP	10,405	61.43%
Surrey-White Rock	Gordon Hogg*	LIB	15,092	58.09%
	Susan Keeping	NDP	7,180	27.63%
	Jim Laurence	BCP	105	0.40%
	Elizabeth Morales Pagtakhan	CP	1,301	5.01%
	Don Pitcairn	GP	2,304	8.87%
Vancouver-Fairview	George Heyman	NDP	12,649	47.32%
	Margaret MacDiarmid*	LIB	11,298	42.26%
	Matthew Pedley	GP	2,785	10.42%
Vancouver-False Creek	James Filippelli	YPBC	81	0.37%
	Sam Sullivan	LIB	11,228	52.21%
	Matt Toner	NDP	7,981	37.11%
	Ian James Tootill		199	0.93%
	Daniel Tseghay	GP	1,928	8.96%
	Sal Vetro	FP	90	0.42%
Vancouver-Fraserview	Suzanne Anton	LIB	10,118	46.74%
	Stuart Mackinnon	GP	1,230	5.68%
	Rajiv Pandey	CP	653	3.02%
	Gabriel Yiu	NDP	9,648	44.56%
Vancouver-Hastings	Fatima Siddiqui	LIB	5,936	27.64%
	Shane Simpson*	NDP	12,782	59.51%
	Brennan Wauters	GP	2,386	11.11%
	Carrol B. Woolsey	SC	374	1.74%
Vancouver-Kensington	Mable Elmore*	NDP	10,687	51.37%
	Chris Fjell	GP	1,578	7.59%
	Raj Gupta	CP	572	2.75%
	Gabby Kalaw	LIB	7,965	38.29%
Vancouver-Kingsway	Gurjit Dhillon	LIB	6,600	35.99%
	Adrian Dix*	NDP	10,409	56.77%
	Gregory Dale Esau	GP	1,327	7.24%
Vancouver-Langara	Gurjinder Bains	CP	674	3.47%
	George Chow	NDP	7,447	38.28%
	Espavo Sozo	PLAT	45	0.23%
	Moira Stilwell*	LIB	10,234	52.60%
	Regan-Heng Zhang	GP	1,055	5.42%

Electoral district	Candidate ballot name	Affiliation	Total valid votes	% of popular vote
Vancouver-Mount Pleasant	William Austin	BCM	349	1.66%
	Jeremy Gustafson	IND	260	1.24%
	Barinder Hans	GP	2,506	11.92%
	Jenny Wai Ching Kwan*	NDP	13,845	65.83%
	Peter Marcus	COMM	129	0.61%
	Celyna Sia Sherst	LIB	3,942	18.74%
Vancouver-Point Grey	Christy Clark*	LIB	10,436	43.19%
	David Eby	NDP	11,499	47.59%
	William Gibbens	IND	72	0.30%
	Hollis Jacob Linschoten	WLP	51	0.21%
	Duane Nickull	CP	392	1.62%
	Marisa Palmer	LBN	66	0.27%
	Françoise Raunet	GP	1,636	6.77%
	Bernard Bedu Yankson	PLAT	11	0.05%
Vancouver-Quilchena	Bill Clarke		671	2.98%
	Damian Kettlewell	GP	1,667	7.39%
	Nicholas Scapillati	NDP	5,705	25.31%
	Andrew Franklin Wilkinson	LIB	14,496	64.32%
Vancouver-West End	Spencer Chandra Herbert*	NDP	10,755	56.81%
	John Clarke	LBN	446	2.35%
	Jodie Emery	GP	2,156	11.39%
	Scott Harrison	LIB	5,349	28.25%
	Ronald Guillermo Herbert		132	0.70%
	Mathew David Kagis	WLP	94	0.50%
Vernon-Monashee	Scott Anderson	CP	3,169	11.75%
	Eric Bailey Foster*	LIB	12,503	46.34%
	Rebecca Helps	GP	1,905	7.06%
	Mark Steven Olsen	NDP	9,233	34.22%
	Korry Zepik	IND	169	0.63%
Victoria-Beacon Hill	Karen Bill	LIB	4,386	16.86%
	Carole James*	NDP	12,697	48.82%
	John Shaw	COMM	131	0.50%
	Jane Sterk	GP	8,796	33.82%
Victoria-Swan Lake	Christina Bates	LIB	5,055	22.30%
	Rob Fleming*	NDP	12,350	54.49%
	Spencer Alexander Malthouse	GP	5,260	23.21%

Electoral district	Candidate ballot name	Affiliation	Total valid votes	% of popular vote
West Vancouver-Capilano	Tunya Audain	LBN	320	1.36%
	David Jones	CP	1,156	4.91%
	Michael Markwick	IND	1,018	4.32%
	Terry Platt	NDP	5,267	22.38%
	Ralph Sultan*	LIB	15,776	67.03%
West Vancouver-Sea to Sky	Jon Johnson	IND	225	1.05%
	Ian McLeod	CP	653	3.04%
	Ana Santos	NDP	6,966	32.43%
	Jordan Sturdy	LIB	11,275	52.50%
Westside-Kelowna	Richard Warrington	GP	2,359	10.98%
	Carole Gordon	NDP	6,588	30.84%
	Brian Guillou	CP	2,368	11.09%
	Ben Stewart*	LIB	12,405	58.07%

Table 12: Summary of results by electoral district

Electoral district	CP	FP	GP	LBN	LIB	NDP	IND	OTHER*	Total valid votes	Total rejected ballots	Registered voters who voted	Total registered voters	% who voted
Abbotsford-Mission	1,946	---	1,865	---	10,417	5,591	619	119	20,557	117	20,674	36,510	56.63%
Abbotsford South	---	---	---	---	9,563	4,210	5,586	673	20,032	202	20,234	36,280	55.77%
Abbotsford West	1,791	---	877	---	9,473	5,430	1,082	49	18,702	245	18,947	31,910	59.38%
Alberni-Pacific Rim	1,456	---	---	---	6,341	10,569	---	---	18,366	200	18,566	31,892	58.22%
Boundary-Similkameen	---	---	1,602	---	8,499	7,113	375	655	18,244	113	18,357	29,682	61.85%
Burnaby-Deer Lake	---	---	1,417	---	7,286	8,189	---	---	16,892	168	17,060	35,520	48.03%
Burnaby-Edmonds	---	---	1,573	---	6,950	9,253	---	215	17,991	203	18,194	37,132	49.00%
Burnaby-Lougheed	---	---	1,665	---	8,209	8,952	---	1,399	20,225	227	20,452	36,366	56.24%
Burnaby North	---	---	1,577	---	10,543	9,875	---	523	22,518	170	22,688	41,227	55.03%
Cariboo-Chilcotin	---	---	747	---	7,679	4,740	503	---	13,669	68	13,737	21,585	63.64%
Cariboo North	---	---	---	---	5,867	3,036	5,264	---	14,167	81	14,248	23,838	59.77%
Chilliwack	2,515	---	1,766	---	9,989	6,551	---	181	21,002	101	21,103	37,784	55.85%
Chilliwack-Hope	2,202	---	---	---	10,053	7,364	833	---	20,452	117	20,569	35,848	57.38%
Columbia River-Revelstoke	1,162	---	921	---	4,847	6,463	---	---	13,393	45	13,438	25,072	53.60%
Comox Valley	1,740	---	3,718	---	14,248	12,480	---	---	32,186	99	32,285	50,456	63.99%
Coquitlam-Burke Mountain	1,071	---	1,144	277	9,766	7,315	---	---	19,573	152	19,725	37,056	53.23%
Coquitlam-Maillardville	---	---	1,891	---	9,889	9,930	---	---	21,710	186	21,896	38,623	56.69%
Cowichan Valley	1,223	---	5,102	---	9,299	10,696	326	---	26,646	86	26,732	43,183	61.90%
Delta North	983	---	1,312	---	9,613	9,410	210	58	21,586	92	21,678	36,169	59.94%
Delta South	---	---	---	---	8,721	3,700	11,376	---	23,797	97	23,894	34,989	68.29%
Esquimalt-Royal Roads	---	---	4,928	---	6,511	10,963	343	---	22,745	113	22,858	39,253	58.23%
Fort Langley-Aldergrove	2,615	---	2,229	---	15,989	7,511	672	---	29,016	136	29,152	48,163	60.53%
Fraser-Nicola	895	---	1,314	---	6,002	5,388	---	---	13,599	51	13,650	22,187	61.52%
Juan de Fuca	---	---	3,682	---	7,120	12,338	---	---	23,140	91	23,231	40,002	58.07%
Kamloops-North Thompson	1,644	---	---	---	12,183	9,139	---	436	23,402	141	23,543	40,610	57.97%
Kamloops-South Thompson	1,603	---	---	---	14,956	9,204	425	---	26,188	157	26,345	42,372	62.18%
Kelowna-Lake Country	2,351	---	1,591	---	12,149	5,306	---	---	21,397	88	21,485	45,028	47.71%
Kelowna-Mission	3,051	---	---	---	13,687	6,221	---	1,113	24,072	161	24,233	45,230	53.58%
Kootenay East	---	---	---	---	10,252	6,023	---	---	16,275	138	16,413	30,733	53.41%
Kootenay West	---	---	---	---	3,841	11,349	2,822	---	18,012	86	18,098	31,793	56.92%
Langley	3,242	---	2,608	---	14,039	7,403	---	---	27,292	122	27,414	46,414	59.06%
Maple Ridge-Mission	1,190	---	1,818	---	10,327	8,820	---	---	22,155	152	22,307	38,518	57.91%
Maple Ridge-Pitt Meadows	---	---	2,178	---	10,824	10,204	---	589	23,795	184	23,979	40,050	59.87%
Nanaimo	1,221	---	2,532	---	8,568	10,821	253	---	23,395	103	23,498	40,545	57.96%
Nanaimo-North Cowichan	1,603	---	3,430	---	7,685	11,542	718	---	24,978	98	25,076	41,036	61.11%

Electoral district	CP	FP	GP	LBN	LIB	NDP	IND	OTHER*	Total valid votes	Total rejected ballots	Registered voters who voted	Total registered voters	% who voted
Nechako Lakes	1,253	---	510	---	5,324	2,737	---	74	9,898	42	9,940	17,002	58.46%
Nelson-Creston	---	---	3,387	---	4,577	8,200	---	---	16,164	122	16,286	28,262	57.63%
New Westminster	1,318	---	2,252	190	8,997	13,170	1,038	---	26,965	132	27,097	46,875	57.81%
North Coast	---	---	831	---	2,692	4,617	---	---	8,140	51	8,191	15,500	52.85%
North Island	1,675	---	---	---	9,883	11,885	---	---	23,443	170	23,613	41,222	57.28%
North Vancouver-Lonsdale	833	---	2,257	156	11,060	9,872	---	148	24,326	145	24,471	40,528	60.38%
North Vancouver-Seymour	1,206	---	1,897	---	13,186	8,524	1,081	---	25,894	89	25,983	38,786	66.99%
Oak Bay-Gordon Head	492	---	10,722	---	7,767	7,536	---	---	26,517	102	26,619	38,267	69.56%
Parksville-Qualicum	3,710	---	---	---	14,518	10,732	---	---	28,960	186	29,146	42,898	67.94%
Peace River North	900	---	---	---	7,905	1,319	3,287	---	13,411	44	13,455	26,142	51.47%
Peace River South	2,546	---	---	---	4,373	1,988	451	---	9,358	37	9,395	18,831	49.89%
Penticton	2,288	1,185	---	---	11,536	10,154	---	---	25,163	173	25,336	43,483	58.27%
Port Coquitlam	1,525	---	---	358	8,120	11,755	---	447	22,205	160	22,365	39,059	57.26%
Port Moody-Coquitlam	---	---	1,708	237	9,675	9,238	---	---	20,858	133	20,991	35,731	58.75%
Powell River-Sunshine Coast	---	---	2,856	---	7,792	13,120	---	---	23,768	92	23,860	37,727	63.24%
Prince George-Mackenzie	845	---	1,077	---	10,524	6,488	---	---	18,934	165	19,099	33,587	56.86%
Prince George-Valemount	1,105	---	---	---	11,291	7,116	---	314	19,826	214	20,040	35,433	56.56%
Richmond Centre	961	---	1,678	---	9,462	4,436	2,371	82	18,990	180	19,170	43,915	43.65%
Richmond East	1,827	---	1,178	---	11,592	6,047	380	175	21,199	233	21,432	45,048	47.58%
Richmond-Steveston	2,625	---	1,899	---	12,137	6,608	---	162	23,431	155	23,586	42,581	55.39%
Saanich North and the Islands	---	---	10,136	---	10,352	10,515	599	---	31,602	94	31,696	45,800	69.21%
Saanich South	873	---	4,011	---	9,256	11,946	142	---	26,228	88	26,316	39,213	67.11%
Shuswap	3,232	---	2,338	---	11,992	7,398	---	63	25,023	74	25,097	41,547	60.41%
Skeena	797	---	---	---	5,087	5,609	---	263	11,756	65	11,821	21,164	55.85%
Stikine	533	---	303	---	3,172	4,081	59	514	8,662	35	8,697	13,845	62.82%
Surrey-Cloverdale	2,545	---	---	---	18,051	8,777	---	949	30,322	202	30,524	52,817	57.79%
Surrey-Fleetwood	801	---	1,147	---	8,974	8,774	---	59	19,755	134	19,889	35,692	55.72%
Surrey-Green Timbers	444	---	655	---	5,581	9,386	---	101	16,167	194	16,361	31,271	52.32%
Surrey-Newton	674	---	---	---	6,604	9,788	---	282	17,348	191	17,539	33,367	52.56%
Surrey-Panorama	1,037	---	1,478	---	14,139	9,308	---	81	26,043	171	26,214	45,415	57.72%
Surrey-Tynehead	2,040	---	---	---	9,172	7,539	---	298	19,049	176	19,225	36,881	52.13%
Surrey-Whalley	1,110	---	---	---	5,004	10,405	---	420	16,939	248	17,187	37,138	46.28%
Surrey-White Rock	1,301	---	2,304	---	15,092	7,180	---	105	25,982	74	26,056	40,254	64.73%
Vancouver-Fairview	---	---	2,785	---	11,298	12,649	---	---	26,732	220	26,952	45,698	58.98%
Vancouver-False Creek	---	90	1,928	---	11,228	7,981	---	280	21,507	118	21,625	43,157	50.11%

Statement of Votes
40th Provincial General Election
May 14, 2013

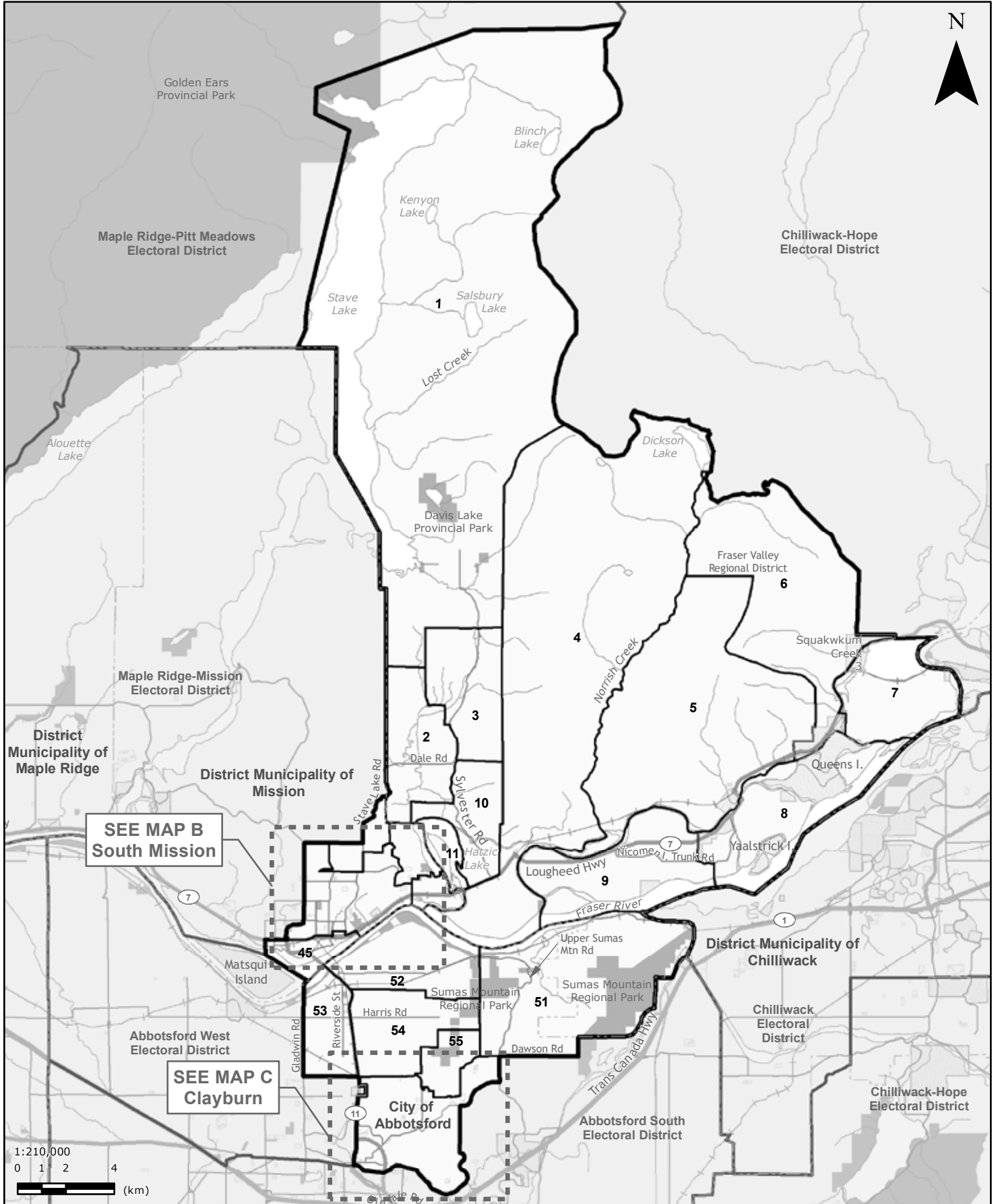
Electoral district	CP	FP	GP	LBN	LIB	NDP	IND	OTHER*	Total valid votes	Total rejected ballots	Registered voters who voted	Total registered voters	% who voted
Vancouver-Fraserview	653	---	1,230	---	10,118	9,648	---	---	21,649	251	21,900	39,849	54.96%
Vancouver-Hastings	---	---	2,386	---	5,936	12,782	---	374	21,478	206	21,684	40,751	53.21%
Vancouver-Kensington	572	---	1,578	---	7,965	10,687	---	---	20,802	254	21,056	38,755	54.33%
Vancouver-Kingsway	---	---	1,327	---	6,600	10,409	---	---	18,336	244	18,580	37,946	48.96%
Vancouver-Langara	674	---	1,055	---	10,234	7,447	---	45	19,455	172	19,627	38,853	50.52%
Vancouver-Mount Pleasant	---	---	2,506	---	3,942	13,845	260	478	21,031	207	21,238	42,672	49.77%
Vancouver-Point Grey	392	---	1,636	66	10,436	11,499	72	62	24,163	69	24,232	41,091	58.97%
Vancouver-Quilchena	---	---	1,667	---	14,496	5,705	---	671	22,539	108	22,647	38,095	59.45%
Vancouver-West End	---	---	2,156	446	5,349	10,755	---	226	18,932	112	19,044	37,609	50.64%
Vernon-Monashee	3,169	---	1,905	---	12,503	9,233	169	---	26,979	77	27,056	47,129	57.41%
Victoria-Beacon Hill	---	---	8,796	---	4,386	12,697	---	131	26,010	128	26,138	44,550	58.67%
Victoria-Swan Lake	---	---	5,260	---	5,055	12,350	---	---	22,665	143	22,808	39,275	58.07%
West Vancouver-Capilano	1,156	---	---	320	15,776	5,267	1,018	---	23,537	195	23,732	39,246	60.47%
West Vancouver-Sea to Sky	653	---	2,359	---	11,275	6,966	225	---	21,478	89	21,567	38,053	56.68%
Westside-Kelowna	2,368	---	---	---	12,405	6,588	---	---	21,361	209	21,570	45,389	47.52%
Total	85,637	1,275	146,685	2,050	795,274	715,855	42,559	12,814	1,802,149	11,763	1,813,912	3,176,455	57.10%

* Advocational Party (AID), BC Excalibur Party (BCEx), BC Marijuana Party (BCM), BC Social Credit (SC), B.C. Vision (BCV), British Columbia Party (BCP), Christian Heritage Party of B.C. (CHP), Community Party of BC (COMM) - Helping Hand Party (HH), The Platinum Party (PLAT), Unparty: The Consensus-Building Party (UCBP), Work Less Party (WLP), Your Party (YPBC), No Affiliation

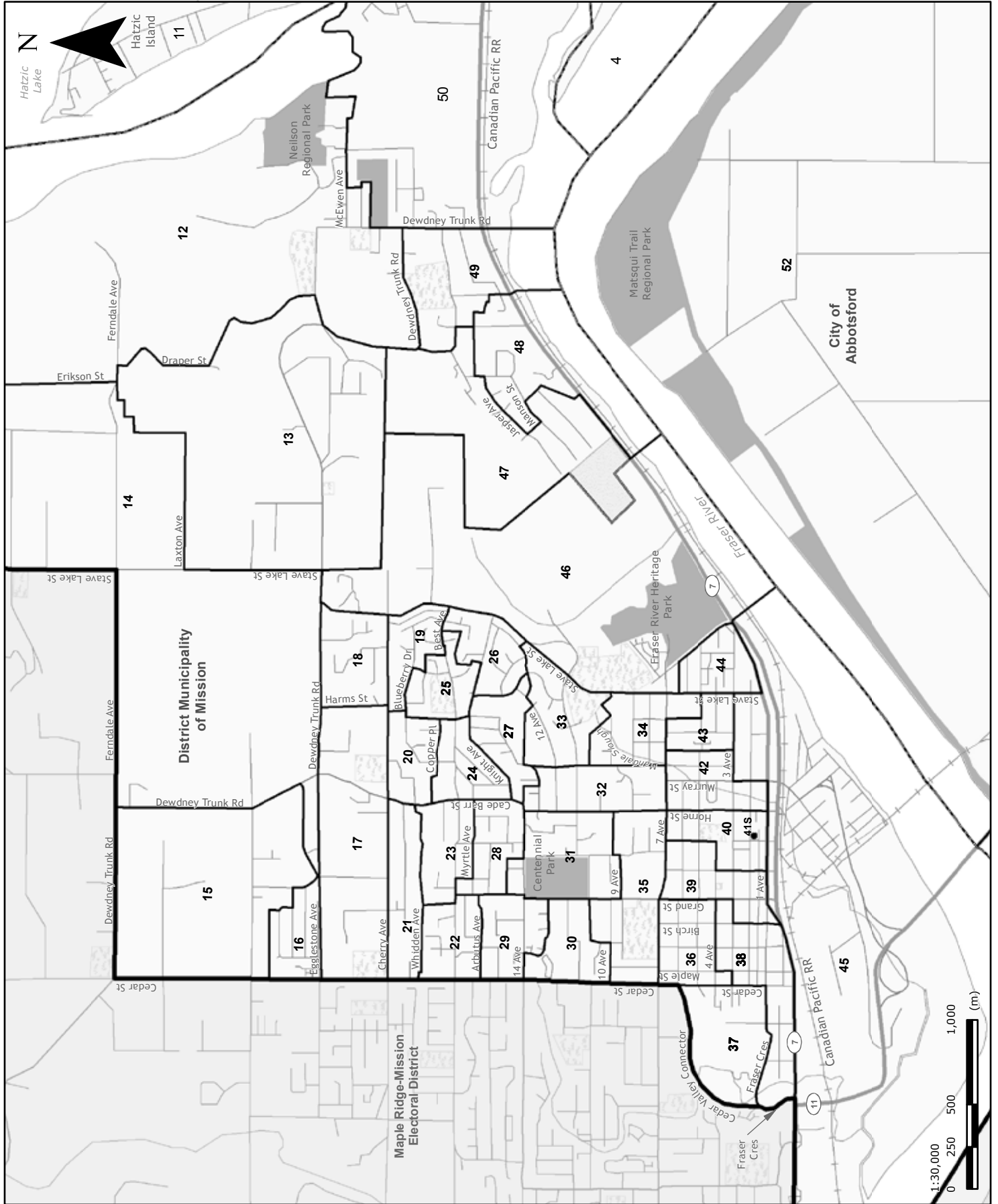
Statement of Votes
40th Provincial General Election

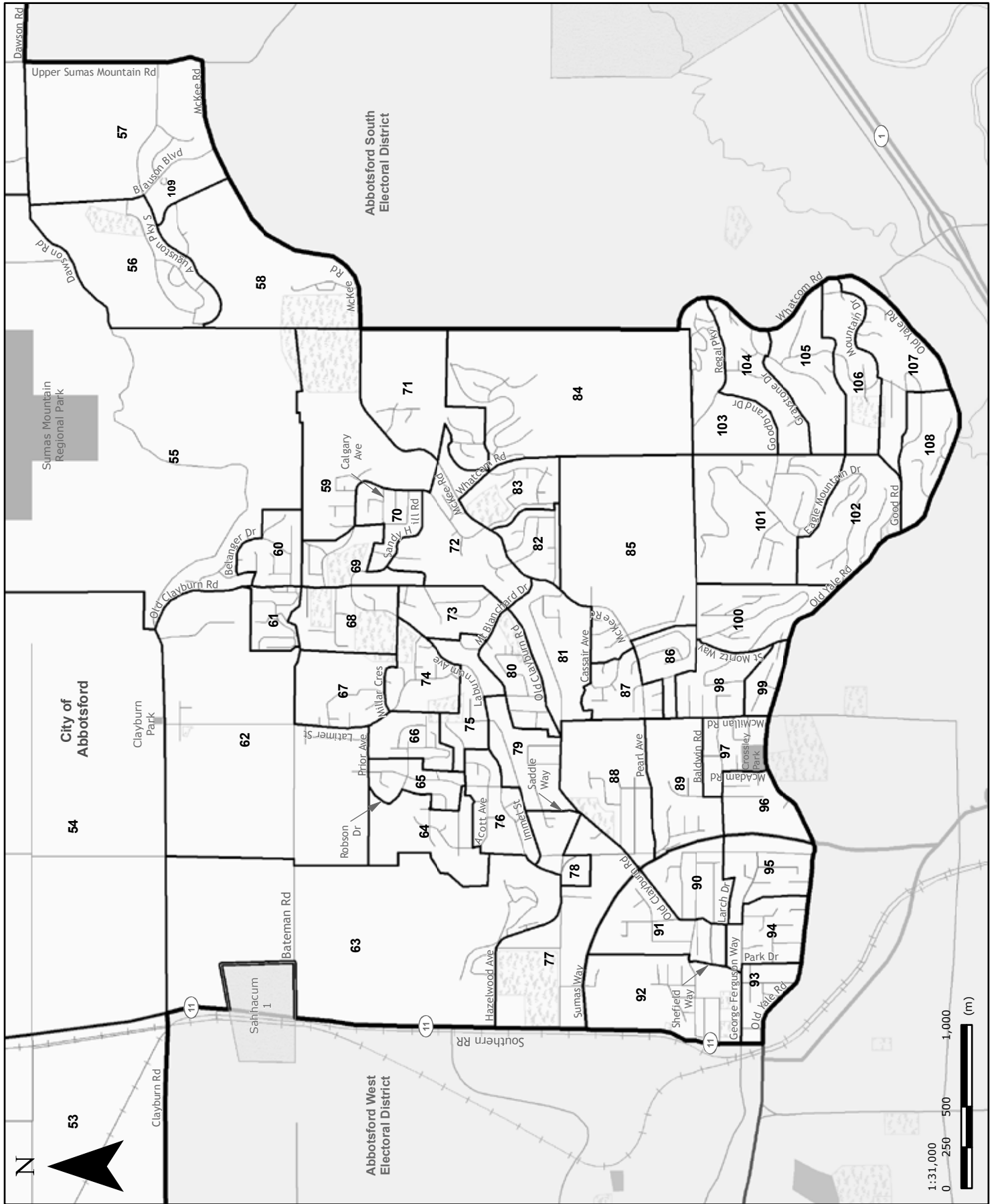
Section 3
Voting results by voting area





**Abbotsford-Mission (ABM)
MAP B - South Mission**





Abbotsford-Mission (ABM)
Voting results by voting area

Statement of Votes
 40th Provincial General Election
 May 14, 2013

	Wendy Bales	Roman Bojczuk	Aird Flavelle	Simon Gibson	Marcus Halliday	Preet Rai	Don Stahl	Total valid votes	Rejected ballots	Registered voters
	IND	IND	GP	LIB	BCEX	NDP	CP			
Advance voting										
Abbotsford Seniors Association	26	11	110	854	9	350	131	1,491	7	
Northside Community Church	4	1	17	157	3	97	44	323	0	
St. Andrew's United Church	38	20	110	453	3	504	118	1,246	0	
General voting										
Voting area										
1	4	6	5	40	0	28	8	91	0	190
2	8	4	17	56	1	37	12	135	1	278
3	16	2	9	74	0	34	19	154	0	294
4	2	1	9	86	0	27	14	139	0	230
5	11	5	13	45	2	59	17	152	0	324
6	21	5	11	31	0	61	8	137	0	320
7	17	0	13	45	1	28	10	114	0	241
8	2	1	7	64	1	60	16	151	0	289
9	4	0	8	59	1	25	10	107	0	210
10	4	0	7	81	2	41	10	145	0	294
11	5	0	17	57	1	52	16	148	1	395
12	3	2	21	76	0	46	14	162	0	364
13	3	2	14	85	0	26	11	141	0	333
14	1	3	9	59	0	44	3	119	0	364
15	3	2	15	62	0	37	9	128	0	414
16	0	0	8	47	0	44	13	112	0	422
17	1	0	14	49	1	57	14	136	1	383
18	2	1	10	62	2	28	9	114	0	348
19	2	0	13	94	0	49	13	171	0	383
20	1	0	15	42	1	51	13	123	1	315
21	1	1	11	75	0	59	13	160	0	329
22	3	1	13	46	0	31	11	105	1	308
23	2	1	15	38	1	44	10	111	0	339
24	2	3	15	57	0	53	10	140	1	326
25	2	0	15	59	0	62	12	150	0	321
26	3	1	8	66	0	45	14	137	1	392
27	0	1	20	52	1	47	19	140	2	324
28	1	0	7	32	2	54	8	104	0	336
29	2	3	8	37	0	40	14	104	1	338
30	2	0	11	32	2	40	6	93	0	328
31	1	4	18	50	0	35	7	115	0	337
32	6	1	24	49	1	58	12	151	0	371
33	2	2	13	67	1	63	17	165	0	383
34	2	2	15	55	2	54	15	145	0	357
35	1	1	10	38	0	26	12	88	0	341
36	1	2	8	24	0	50	12	97	1	318
37	1	1	7	15	1	19	4	48	0	318
38	4	1	13	36	0	31	8	93	0	352
39	1	6	18	37	3	52	6	123	0	364
40 *1	3	1	14	56	1	42	12	129	3	312

	Wendy Bales	Roman Bojczuk	Aird Flavelle	Simon Gibson	Marcus Halliday	Preet Rai	Don Stahl	Total valid votes	Rejected ballots	Registered voters
Voting area (continued)	IND	IND	GP	LIB	BCEX	NDP	CP			
41S *1	-	-	-	-	-	-	-	-	-	42
42	3	3	12	34	2	49	11	114	0	336
43	0	0	9	42	0	37	12	100	0	312
44	3	1	18	48	0	46	4	120	0	285
45	2	2	14	40	0	42	3	103	0	428
46	1	0	11	65	0	66	5	148	0	367
47	1	4	17	67	0	38	10	137	0	375
48	3	3	17	66	1	47	6	143	1	373
49	2	2	11	66	0	65	17	163	0	343
50	1	0	15	62	0	56	5	139	2	319
51	0	1	16	90	0	20	19	146	1	285
52	3	2	10	124	2	36	12	189	3	374
53	3	3	17	118	1	24	13	179	0	339
54	1	0	11	124	2	61	16	215	3	406
55	0	0	10	57	1	16	8	92	0	276
56	3	1	20	96	2	50	32	204	0	318
57	0	1	10	91	0	45	17	164	0	287
58	3	1	15	121	1	32	19	192	0	349
59	4	0	16	132	0	31	18	201	0	438
60	2	1	13	94	0	19	25	154	1	344
61	0	0	11	121	1	16	8	157	0	266
62	2	1	14	56	0	15	3	91	0	246
63	2	1	18	86	1	28	15	151	1	351
64	4	0	20	80	2	29	20	155	0	360
65	1	1	20	81	2	31	14	150	0	297
66	1	0	10	110	2	25	11	159	0	301
67	4	1	20	92	1	36	21	175	0	328
68	3	5	18	131	3	47	21	228	0	414
69	2	1	21	108	0	38	25	195	0	362
70	5	2	10	92	1	36	21	167	0	397
71	4	1	14	129	1	37	14	200	0	387
72	0	2	11	138	1	38	17	207	0	440
73	5	2	18	112	0	21	14	172	0	347
74	6	1	12	127	1	35	18	200	0	343
75	0	2	14	74	0	29	16	135	0	319
76	3	0	12	77	6	18	15	131	0	358
77	5	4	14	73	1	25	19	141	2	356
78	3	0	5	57	0	17	12	94	1	278
79	1	3	13	77	0	38	18	150	0	341
80	4	2	11	125	2	28	24	196	3	339
81	1	1	13	78	1	26	20	140	0	330
82	3	1	25	52	1	25	29	136	0	315
83	2	1	14	164	0	29	21	231	0	414
84	1	1	11	129	2	24	19	187	0	386
85	7	3	15	58	1	27	13	124	1	300
86	1	1	8	85	0	24	8	127	0	303
87	6	0	14	75	1	19	13	128	0	326
88	1	0	20	74	0	29	18	142	0	311
89	4	0	10	93	0	36	8	151	1	379
90	2	0	12	73	0	30	22	139	0	315

Abbotsford-Mission (ABM)
Voting results by voting area

Statement of Votes
 40th Provincial General Election
 May 14, 2013

	Wendy Bales	Roman Bojczuk	Aird Flavelle	Simon Gibson	Marcus Halliday	Preet Rai	Don Stahl	Total valid votes	Rejected ballots	Registered voters
Voting area (continued)	IND	IND	GP	LIB	BCEX	NDP	CP			
91	5	2	11	88	2	36	18	162	1	353
92	4	3	36	72	1	39	21	176	1	401
93	1	2	16	22	3	20	10	74	0	300
94	0	2	13	93	1	32	18	159	0	389
95	5	1	16	53	2	39	12	128	3	321
96	2	2	12	65	0	20	7	108	0	308
97	2	0	9	60	6	21	14	112	0	308
98	0	1	9	72	3	39	12	136	0	357
99	1	1	14	34	0	37	12	99	0	315
100	3	2	4	72	1	26	9	117	0	349
101	1	0	19	192	0	14	9	235	0	464
102	2	0	5	95	0	17	10	129	1	332
103	3	1	19	116	1	26	18	184	0	383
104	7	2	12	130	0	33	18	202	0	382
105	4	1	8	126	0	27	18	184	1	344
106	3	0	10	100	1	38	18	170	0	320
107	3	1	15	101	0	22	14	156	3	311
108	2	0	10	97	1	43	18	171	1	409
109	2	0	8	33	3	23	15	84	1	174
Sub totals	386	181	1,671	9,584	111	4,878	1,774	18,585	53	36,510

s. 98 Special	7	8	25	91	2	188	32	353	4	
s. 99 Absentee - in ED	8	9	87	422	5	289	82	902	1	
s. 100 Absentee - out of ED	8	6	55	169	1	130	35	404	51	
s. 101 Absentee - advance	3	0	6	37	0	41	12	99	3	
s. 104 Voting in DEO office	3	0	20	95	0	51	10	179	4	
s. 106 Voting by mail	0	0	1	19	0	14	1	35	1	

Grand totals	415	204	1,865	10,417	119	5,591	1,946	20,557	117	36,510
% of valid votes	2.02%	0.99%	9.07%	50.67%	0.58%	27.20%	9.47%			

Summary			
Valid votes - General and advance	18,585	90.41%	Total valid votes
s. 98 Special	353	1.72%	Total valid votes
s. 99 Absentee - in ED	902	4.39%	Total valid votes
s. 100 Absentee - out of ED	404	1.96%	Total valid votes
s. 101 Absentee - advance	99	0.48%	Total valid votes
s. 104 Voting in DEO office	179	0.87%	Total valid votes
s. 106 Voting by mail	35	0.17%	Total valid votes

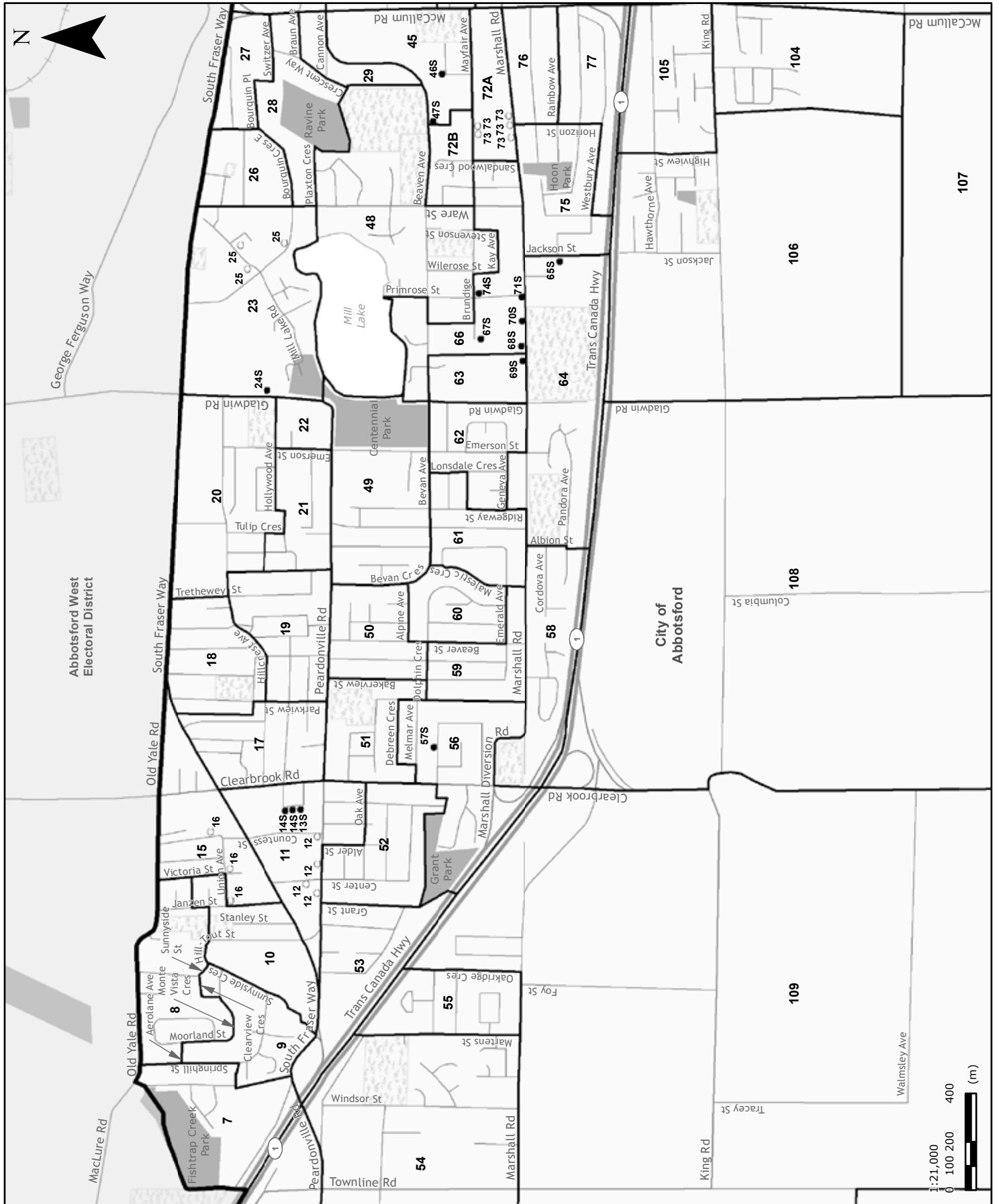
Total valid votes	20,557		
Rejected ballots	117	0.57%	Ballots cast
Registered voters who voted	20,674	56.63%	Registered voters

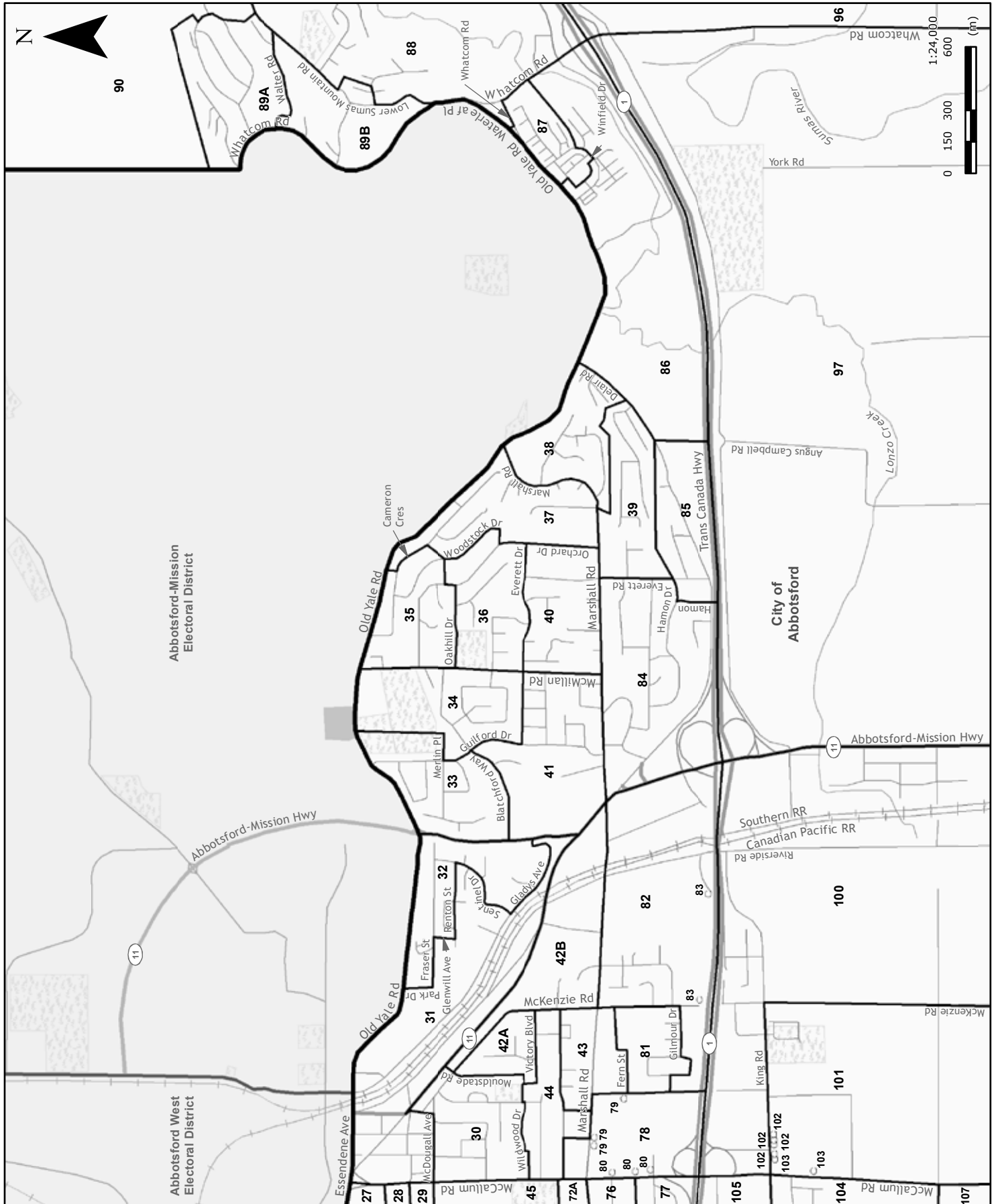
Registered voters **36,510**

Candidate elected: **Simon Gibson (LIB)**

*1 Voting areas 40 and 41S combined

**Abbotsford South (ABS)
MAP B - Mill Lake**





Abbotsford South (ABS)
Voting results by voting area

Statement of Votes
 40th Provincial General Election
 May 14, 2013

	Steve Finlay	Lakhvinder Jhaj	Darryl Plecas	Patricia Smith	John van Dongen	Total valid votes	Rejected ballots	Registered voters
	BCM	NDP	LIB	BCEX	IND			
Advance voting								
Abbotsford South DEO Office	11	279	448	8	204	950	6	
Cascade Community Church	7	161	489	9	316	982	5	
Central Heights Church	31	418	638	15	447	1,549	11	
General voting								
Voting area								
1	4	56	101	4	58	223	1	504
2A	7	73	88	0	32	200	3	436
2B	3	61	65	0	39	168	0	314
3	4	39	99	0	49	191	0	326
4	3	25	101	3	31	163	0	325
5	1	35	86	1	50	173	2	306
6	7	15	71	3	22	118	1	271
7	3	48	49	2	39	141	2	338
8	7	33	65	2	34	141	2	351
9	5	15	99	4	35	158	2	319
10	4	42	36	2	26	110	1	403
11	0	42	32	2	31	107	0	326
12	5	29	31	0	24	89	0	308
13S	2	4	45	0	18	69	2	118
14S	1	4	30	2	15	52	3	104
15	1	32	83	2	36	154	1	308
16	2	8	67	1	25	103	2	248
17	1	21	66	1	23	112	1	314
18	3	25	62	1	25	116	0	326
19	11	35	45	3	29	123	2	435
20	3	38	69	2	31	143	2	339
21	2	30	81	3	52	168	3	336
22	1	27	115	1	35	179	1	325
23	1	23	57	1	31	113	1	321
24S *1	-	-	-	-	-	-	-	28
25	2	13	79	0	39	133	0	328
26	2	31	55	3	24	115	1	344
27	3	28	25	0	23	79	0	323
28	1	29	73	1	42	146	0	427
29	4	30	38	2	47	121	1	291
30	7	14	58	1	38	118	0	328
31	1	13	28	0	30	72	0	351
32	1	16	52	0	45	114	2	337
33	4	18	50	4	56	132	0	335
34	1	23	75	0	52	151	1	330
35	1	39	83	2	46	171	0	381
36	2	21	85	2	51	161	1	364
37	3	32	112	4	52	203	0	397
38	3	19	79	1	50	152	0	357
39	1	22	75	1	28	127	0	322

	Steve Finlay	Lakhvinder Jhaj	Darryl Pleacas	Patricia Smith	John van Dongen	Total valid votes	Rejected ballots	Registered voters
Voting area (continued)	BCM	NDP	LIB	BCEX	IND			
40	1	12	96	0	43	152	0	346
41	2	27	88	0	47	164	0	370
42A	3	15	28	1	16	63	0	246
42B	2	21	43	1	15	82	0	242
43	2	28	39	2	29	100	0	312
44	6	32	42	7	47	134	0	302
45	4	16	33	1	41	95	0	299
46S *1	4	11	22	3	15	55	5	80
47S	0	4	25	2	15	46	0	101
48	3	53	57	3	54	170	2	341
49	2	31	63	2	71	169	0	417
50	7	41	66	3	28	145	2	358
51	4	30	68	4	43	149	2	366
52	3	22	61	0	27	113	0	382
53	3	31	30	1	20	85	0	315
54	8	42	88	2	53	193	2	406
55	4	32	50	3	46	135	1	282
56	2	31	63	0	14	110	1	349
57S *2	-	-	-	-	-	-	-	48
58	5	38	39	1	17	100	0	320
59	6	40	54	1	28	129	0	302
60	0	36	58	0	31	125	2	301
61	2	19	56	0	31	108	0	338
62	3	33	68	1	28	133	2	323
63	3	40	40	2	67	152	2	364
64	1	40	39	0	23	103	1	329
65S *2	1	11	21	0	9	42	2	31
66	3	36	54	2	44	139	3	340
67S *3	-	-	-	-	-	-	-	63
68S	0	7	18	0	16	41	0	52
69S	1	15	25	2	19	62	8	111
70S	0	3	19	0	15	37	0	58
71S	0	1	42	0	24	67	2	104
72A	1	12	41	1	26	81	0	298
72B	2	22	29	1	35	89	0	198
73	3	22	44	2	39	110	0	322
74S	0	5	49	0	29	83	0	107
75	3	22	59	3	57	144	3	333
76	4	17	41	7	45	114	0	364
77	4	24	26	3	48	105	0	273
78	2	13	21	3	15	54	2	240
79	1	22	26	1	22	72	0	285
80	0	12	4	0	13	29	0	154
81	2	24	25	7	25	83	0	308
82	4	23	50	2	44	123	0	332
83	3	12	32	2	28	77	0	306
84	6	20	117	1	37	181	1	395
85	1	20	63	5	53	142	2	377
86	2	15	66	1	56	140	0	365
87	0	29	58	1	38	126	0	382

Abbotsford South (ABS)
Voting results by voting area

Statement of Votes
 40th Provincial General Election
 May 14, 2013

	Steve Finlay	Lakhvinder Jhaj	Darryl Pleacas	Patricia Smith	John van Dongen	Total valid votes	Rejected ballots	Registered voters
Voting area (continued)	BCM	NDP	LIB	BCEX	IND			
88	3	21	76	4	41	145	0	360
89A	1	30	84	1	29	145	0	308
89B	7	15	93	1	41	157	0	331
90	0	21	100	1	42	164	2	394
91	0	16	79	0	27	122	1	322
92	9	22	73	2	74	180	1	343
93S *3	2	6	17	1	11	37	1	25
94	5	18	85	2	43	153	2	323
95	2	21	140	3	50	216	0	352
96	3	13	116	0	91	223	0	346
97	1	8	67	1	32	109	0	191
98A	2	22	93	9	64	190	0	385
98B	4	17	70	2	50	143	2	315
99	2	11	87	0	51	151	3	321
100	1	23	66	0	36	126	0	405
101	2	17	67	2	24	112	1	281
102	2	31	61	1	29	124	0	293
103	0	14	66	0	29	109	1	290
104	2	56	49	2	34	143	1	430
105	2	37	54	2	38	133	0	408
106	3	33	51	3	37	127	2	332
107	3	18	127	1	52	201	2	411
108	2	22	88	1	34	147	4	328
109	2	17	64	0	35	118	1	275
110	2	26	70	0	20	118	0	315
111	0	26	67	0	7	100	1	277
112A	3	5	34	0	16	58	0	130
112B	7	45	155	1	68	276	0	521
113	6	22	97	2	48	175	0	374
114	3	34	83	0	18	138	0	313
Sub totals	370	3,745	8,810	219	5,137	18,281	130	36,280
s. 98 Special	2	61	101	3	46	213	1	
s. 99 Absentee - in ED	34	227	370	23	249	903	17	
s. 100 Absentee - out of ED	9	78	127	6	65	285	34	
s. 101 Absentee - advance	2	29	45	3	33	112	8	
s. 104 Voting in DEO office	0	60	95	2	49	206	10	
s. 106 Voting by mail	0	10	15	0	7	32	2	
Grand totals	417	4,210	9,563	256	5,586	20,032	202	36,280
% of valid votes	2.08%	21.02%	47.74%	1.28%	27.88%			

Summary

Valid votes - General and advance	18,281	91.26%	Total valid votes
s. 98 Special	213	1.06%	Total valid votes
s. 99 Absentee - in ED	903	4.51%	Total valid votes
s. 100 Absentee - out of ED	285	1.42%	Total valid votes
s. 101 Absentee - advance	112	0.56%	Total valid votes
s. 104 Voting in DEO office	206	1.03%	Total valid votes
s. 106 Voting by mail	32	0.16%	Total valid votes

Total valid votes **20,032**

Rejected ballots	202	1.00%	Ballots cast
Registered voters who voted	20,234	55.77%	Registered voters

Registered voters **36,280**

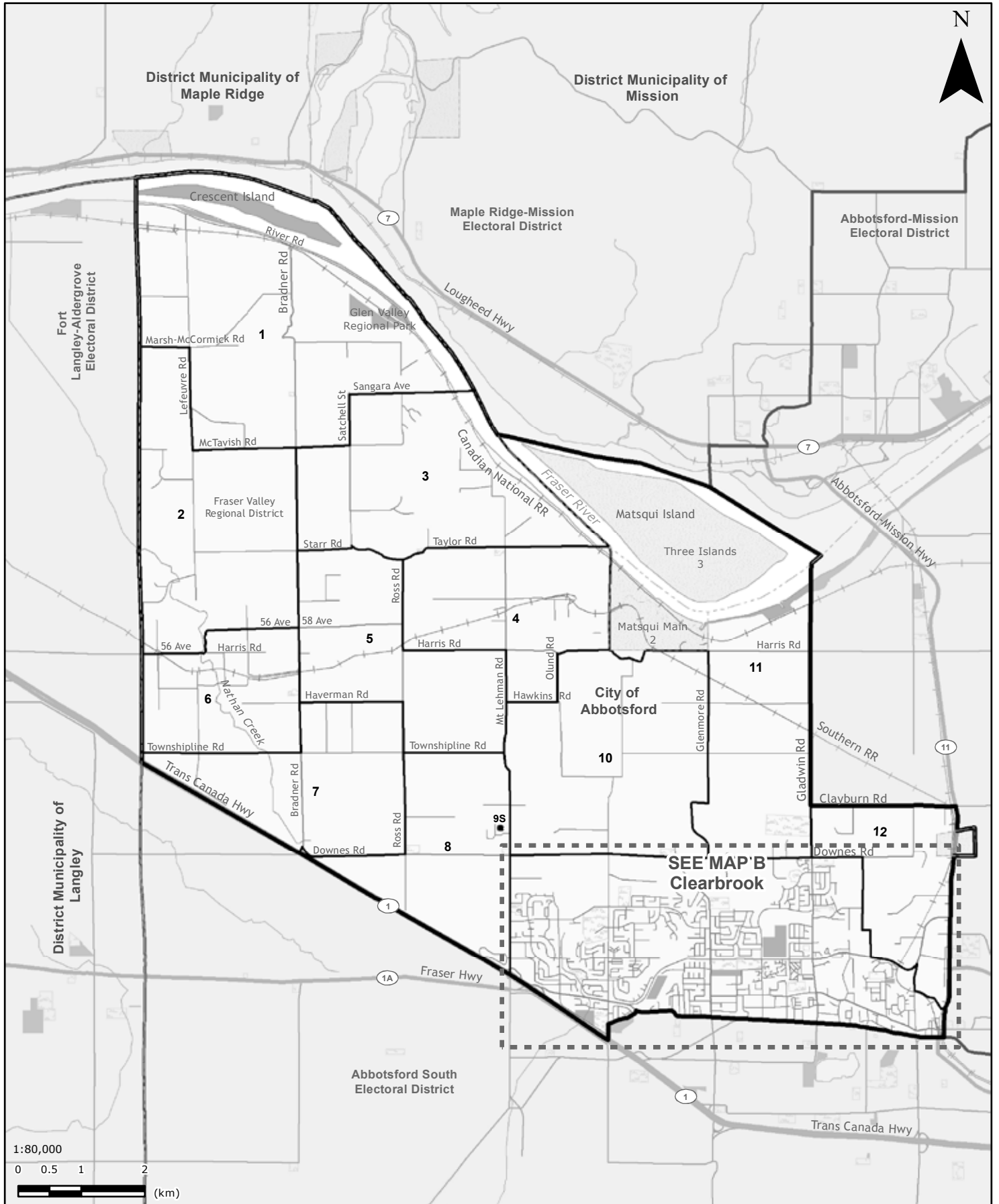
Candidate elected: **Darryl Plecas (LIB)**

*1 Voting areas 24S and 46S combined

*2 Voting areas 57S and 65S combined

*3 Voting areas 67S and 93S combined

Abbotsford West (ABW)
MAP A - Abbotsford West Electoral District



Abbotsford West (ABW)
Voting results by voting area

Statement of Votes
 40th Provincial General Election
 May 14, 2013

	Michael de Jong	Sukhi Dhami	Moe Gill	Kerry-Lynn Osbourne	Stephen Carl O'Shea	Paul Brian Redekopp	Total valid votes	Rejected ballots	Registered voters
	LIB	NDP	IND	BCEX	GP	CP			
Advance voting									
Garden Park Towers	1,431	591	148	4	93	265	2,532	23	
Royal Canadian Air Cadets-861 Squadron	704	684	86	3	54	129	1,660	18	
General voting									
Voting area									
1	114	21	7	0	6	20	168	1	346
2	89	40	15	0	14	28	186	1	324
3	136	22	4	0	9	13	184	1	333
4	120	14	9	1	10	22	176	0	282
5	80	23	6	0	12	14	135	1	299
6	114	34	6	1	12	13	180	2	309
7	94	29	14	0	5	13	155	0	267
8	92	12	6	1	5	14	130	2	260
9S *1	-	-	-	-	-	-	-	-	12
10	102	21	8	0	13	17	161	0	346
11	88	15	4	0	3	5	115	3	342
12	58	22	6	0	12	15	113	0	266
13	53	28	6	0	9	26	122	2	306
14	78	16	12	1	7	19	133	0	297
15	54	29	5	0	9	14	111	0	303
16	134	19	8	0	4	15	180	0	341
17	67	27	2	1	6	11	114	1	303
18	79	41	8	0	6	12	146	3	321
19	102	74	3	0	3	6	188	0	355
20	55	103	14	1	2	1	176	9	379
21	66	105	29	1	4	10	215	12	457
22	77	54	14	0	5	13	163	1	368
23	77	28	11	0	3	15	134	3	313
24A	65	48	15	0	4	9	141	4	326
24B	66	51	6	0	7	6	136	3	366
25	68	54	9	0	2	3	136	1	309
26	108	51	10	0	4	12	185	1	429
27	72	50	7	0	3	9	141	0	369
28	46	70	9	0	0	1	126	1	287
29	73	68	14	0	4	12	171	3	385
30	57	70	22	0	0	4	153	3	388
31	60	90	5	1	4	9	169	3	400
32	111	28	7	2	0	10	158	0	342
33	51	72	21	0	0	7	151	6	383
34	50	59	14	0	2	7	132	5	407
35	43	127	9	0	2	3	184	7	370
36	76	32	10	1	7	9	135	2	337
37	55	65	5	0	4	18	147	3	354
38	77	50	7	0	9	9	152	4	370
39	53	66	5	0	2	5	131	2	328

Abbotsford West (ABW)
Voting results by voting area

	Michael de Jong	Sukhi Dhami	Moe Gill	Kerry-Lynn Osbourne	Stephen Carl O'Shea	Paul Brian Redekopp	Total valid votes	Rejected ballots	Registered voters
Voting area (continued)	LIB	NDP	IND	BCEX	GP	CP			
40	76	46	3	1	6	11	143	3	361
41	50	45	3	0	9	14	121	3	352
42	38	41	7	0	7	9	102	1	308
43	39	57	20	0	11	10	137	2	396
44	129	48	9	0	13	35	234	1	417
45	64	14	6	0	6	6	96	0	255
46	64	30	8	0	6	11	119	0	290
47	69	43	7	0	11	18	148	1	276
48	120	25	9	1	5	23	183	0	331
49	90	15	5	1	9	21	141	0	282
50	79	22	5	1	6	10	123	1	241
51	85	20	5	0	10	15	135	0	283
52	33	22	3	0	3	11	72	0	220
53	73	33	5	0	8	21	140	2	445
54	43	45	10	0	8	11	117	2	347
55	33	41	8	1	4	10	97	2	300
56	50	28	2	0	14	10	104	1	355
57	26	19	2	0	5	11	63	0	226
58	62	48	6	0	5	11	132	0	360
59	51	25	9	0	6	15	106	2	327
60	36	19	1	0	6	13	75	0	312
61	22	13	0	0	3	3	41	2	235
62	23	13	2	0	3	4	45	1	233
63	60	31	2	0	6	20	119	0	344
64	52	63	7	2	10	8	142	2	349
65S *1	30	3	3	0	0	7	43	0	62
66	61	37	1	1	11	21	132	0	329
67S	37	8	1	0	1	0	47	0	62
68	75	31	3	0	3	27	139	0	326
69	110	23	8	0	4	10	155	0	319
70	89	42	9	2	9	13	164	1	344
71	67	51	11	1	2	15	147	2	322
72	57	65	13	0	1	5	141	3	353
73	67	39	5	1	9	25	146	0	322
74	64	42	3	1	7	20	137	2	323
75	57	82	9	5	0	12	165	2	388
76	53	74	9	0	2	6	144	2	338
77	51	72	9	0	2	18	152	7	401
78	75	42	14	0	13	17	161	1	261
79	61	39	14	0	5	12	131	1	273
80	49	20	2	0	9	24	104	0	315
81	35	19	0	2	1	13	70	0	230
82	67	8	0	0	1	10	86	1	248
83	95	10	2	1	6	16	130	2	302
84	44	14	8	0	5	12	83	1	262
85	42	19	8	0	7	15	91	1	291
86	50	17	3	0	5	7	82	0	314
87	78	17	15	0	15	15	140	0	349
88	36	15	4	0	1	7	63	0	254
89	93	28	15	1	10	30	177	0	370

Abbotsford West (ABW)
Voting results by voting area

Statement of Votes
 40th Provincial General Election
 May 14, 2013

	Michael de Jong	Sukhi Dhami	Moe Gill	Kerry-Lynn Osbourne	Stephen Carl O'Shea	Paul Brian Redekopp	Total valid votes	Rejected ballots	Registered voters
Voting area (continued)	LIB	NDP	IND	BCEX	GP	CP			
90	95	32	14	1	12	13	167	2	339
91	85	56	13	1	10	18	183	2	373
92	76	29	13	0	18	22	158	2	311
93	30	20	3	0	10	6	69	0	237
94	45	13	3	0	4	10	75	0	241
95	31	19	8	0	3	6	67	0	298
96	29	14	4	0	8	5	60	0	192
97	36	10	5	0	9	5	65	1	264
98	34	16	2	0	3	8	63	0	205
99	51	34	11	0	15	13	124	1	418
100	44	6	2	0	2	7	61	0	149
101	80	23	7	1	15	14	140	0	401
Sub totals	8,841	4,998	1,004	43	778	1,658	17,322	191	31,910
s. 98 Special	39	34	5	0	5	20	103	7	
s. 99 Absentee - in ED	262	197	34	3	42	50	588	11	
s. 100 Absentee - out of ED	165	119	23	3	39	29	378	27	
s. 101 Absentee - advance	54	27	4	0	4	10	99	5	
s. 104 Voting in DEO office	18	12	2	0	2	1	35	1	
s. 106 Voting by mail	94	43	10	0	7	23	177	3	
Grand totals	9,473	5,430	1,082	49	877	1,791	18,702	245	31,910
% of valid votes	50.65%	29.03%	5.79%	0.26%	4.69%	9.58%			

Summary

Valid votes - General and advance	17,322	92.62%	Total valid votes
s. 98 Special	103	0.55%	Total valid votes
s. 99 Absentee - in ED	588	3.14%	Total valid votes
s. 100 Absentee - out of ED	378	2.02%	Total valid votes
s. 101 Absentee - advance	99	0.53%	Total valid votes
s. 104 Voting in DEO office	35	0.19%	Total valid votes
s. 106 Voting by mail	177	0.95%	Total valid votes

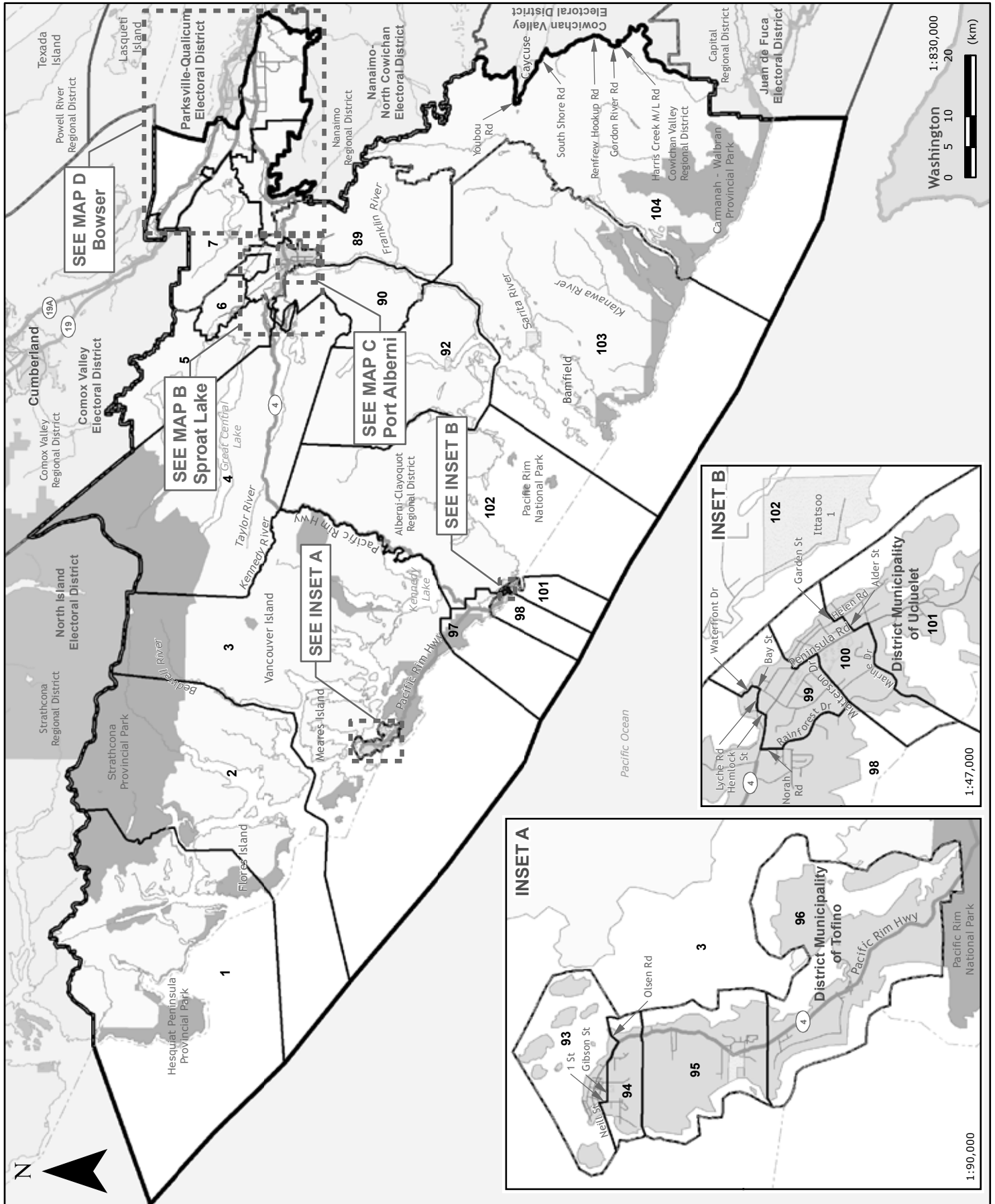
Total valid votes **18,702**

Rejected ballots	245	1.29%	Ballots cast
Registered voters who voted	18,947	59.38%	Registered voters

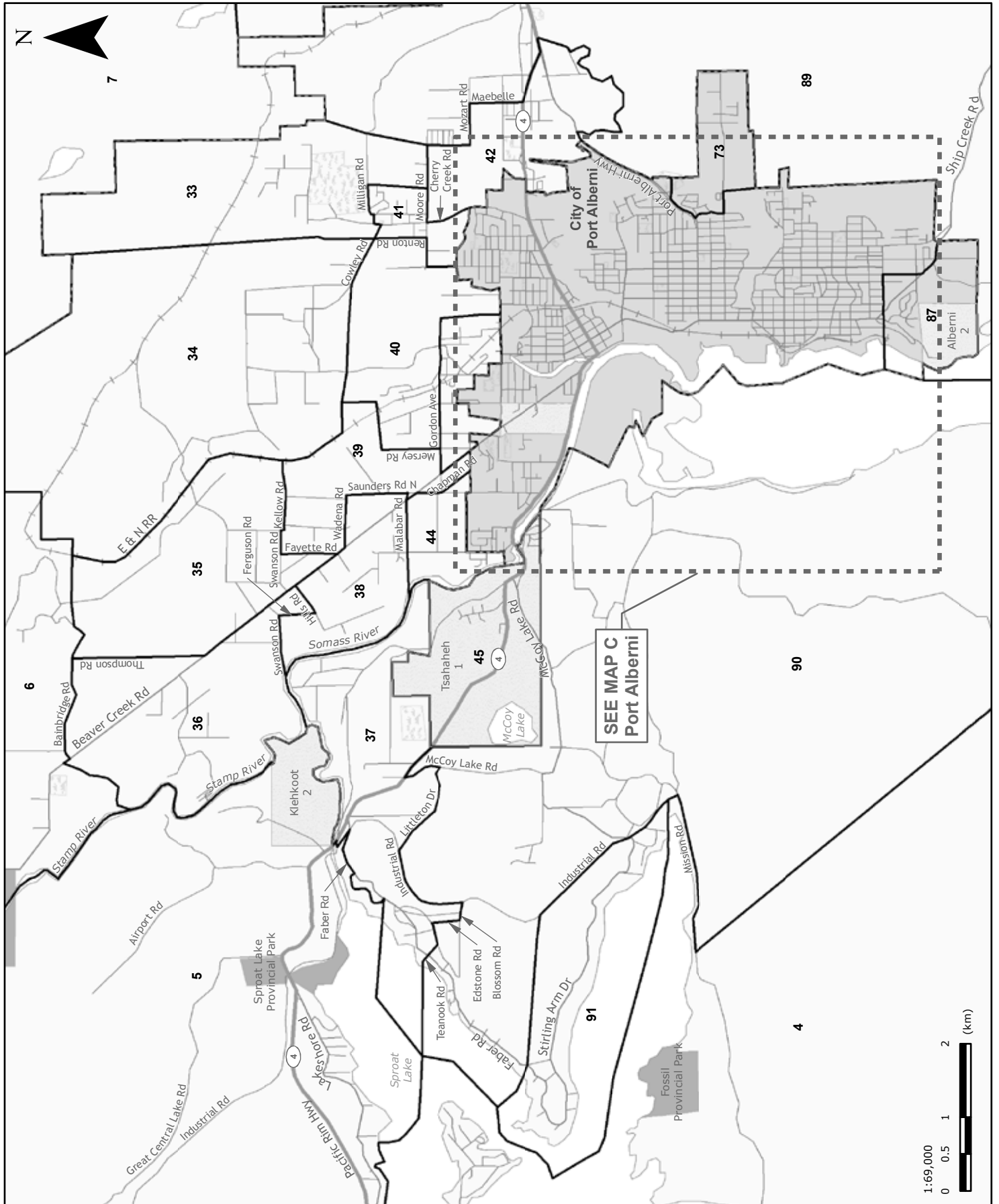
Registered voters **31,910**

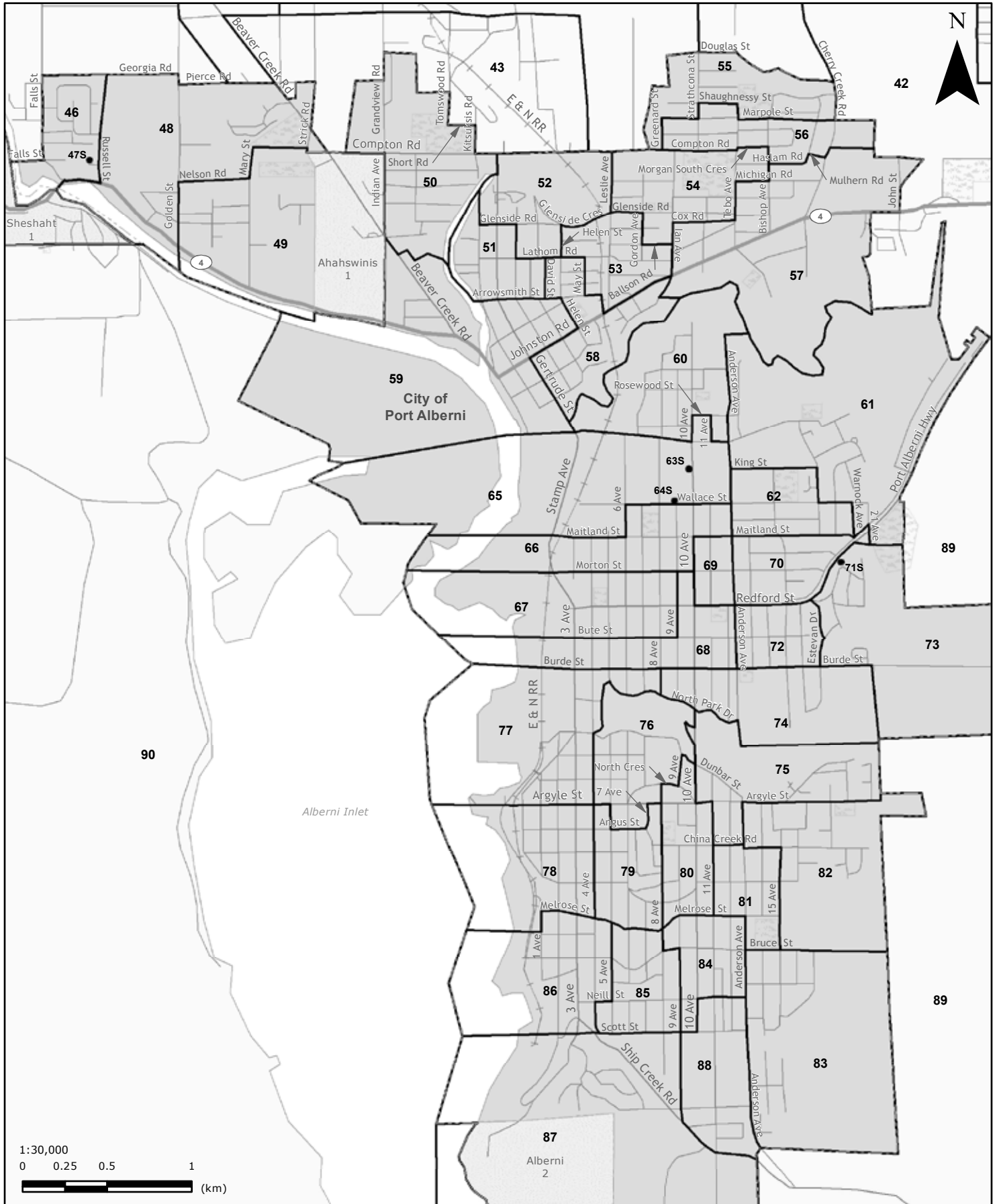
Candidate elected: **Michael de Jong (LIB)**

*1 Voting areas 9S and 65S combined

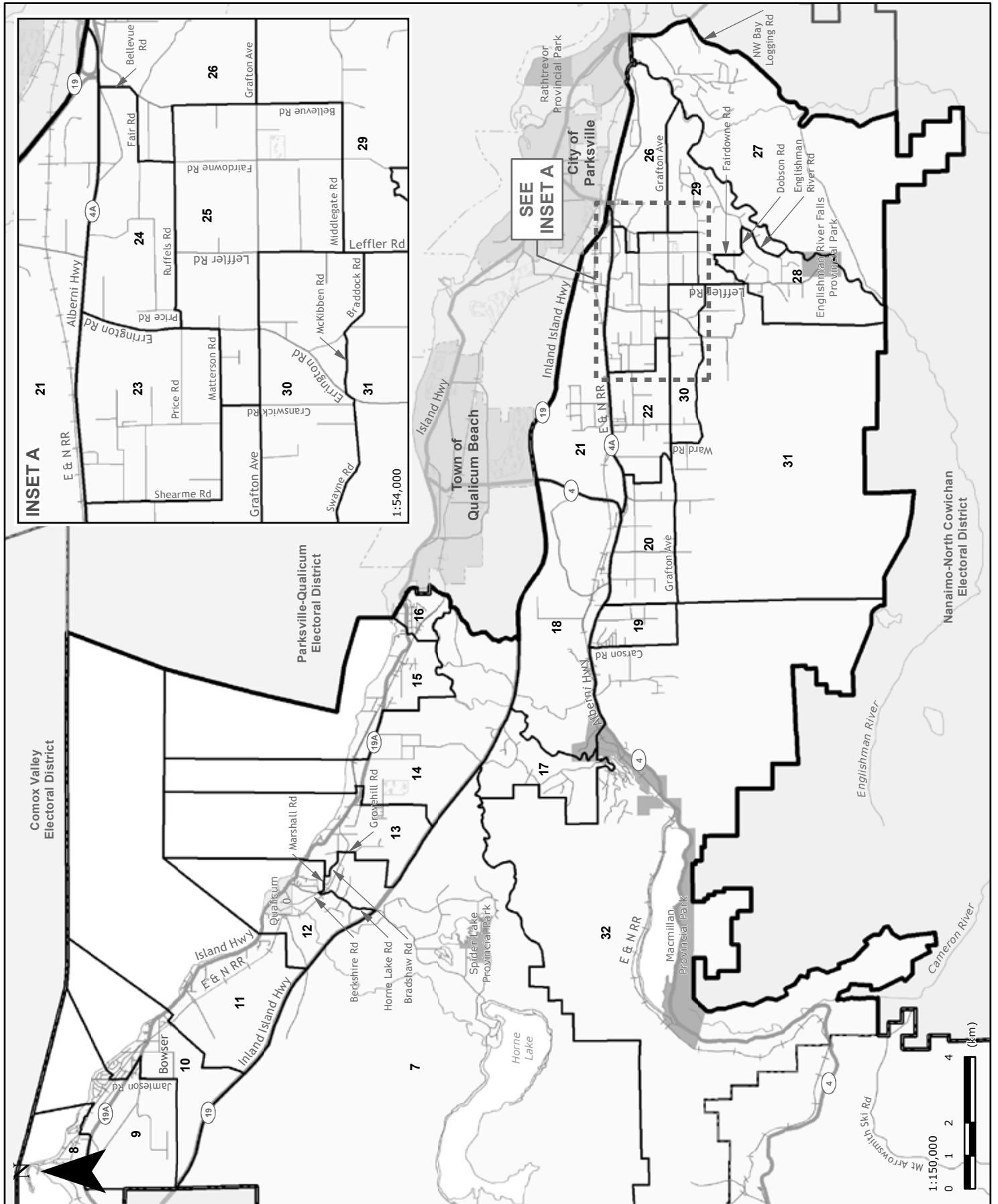


**Alberni-Pacific Rim (APR)
MAP B - Sproat Lake**





**Alberni-Pacific Rim (APR)
MAP D - Bowser**



	Darren Frank DeLuca LIB	Scott Kenneth Fraser NDP	Enid Mary Sangster-Kelly CP	Total valid votes	Rejected ballots	Registered voters
Advance voting						
Bradley Centre	261	326	95	682	7	
Lighthouse Community Centre	218	327	61	606	8	
Port Alberni Lawn Bowling	788	1,416	168	2,372	14	
Royal Canadian Legion	39	116	7	162	3	
Ucluelet Community Hall	60	132	10	202	2	
General voting						
Voting area						
1 *1	-	-	-	-	-	35
2	4	164	1	169	0	258
3 *1	3	27	3	33	0	126
4	70	58	14	142	0	285
5	58	66	6	130	0	273
6	71	82	18	171	2	348
7	64	60	16	140	1	333
8	100	80	27	207	1	408
9	62	96	14	172	2	380
10	82	78	27	187	4	430
11	80	83	19	182	2	378
12	75	93	27	195	1	378
13	74	63	23	160	1	355
14	47	79	11	137	0	304
15	59	58	4	121	1	311
16	42	66	7	115	4	353
17	67	84	15	166	0	462
18	43	63	19	125	1	337
19	45	50	21	116	0	301
20	47	72	15	134	0	306
21	46	61	15	122	1	404
22	67	72	18	157	0	364
23	59	56	17	132	2	378
24	57	75	14	146	1	392
25	39	63	27	129	1	352
26	57	46	19	122	0	310
27	90	35	13	138	2	341
28	55	81	17	153	3	367
29	49	85	7	141	1	355
30	41	83	11	135	0	348
31	33	87	18	138	3	311
32	21	36	20	77	0	413
33	53	92	9	154	0	252
34	30	52	4	86	2	203
35	49	70	6	125	1	260
36	53	69	16	138	0	269
37	48	72	8	128	3	272
38	70	89	17	176	1	324
39	53	103	8	164	3	310
40	63	70	6	139	0	330

Alberni-Pacific Rim (APR)
Voting results by voting area

Statement of Votes
 40th Provincial General Election
 May 14, 2013

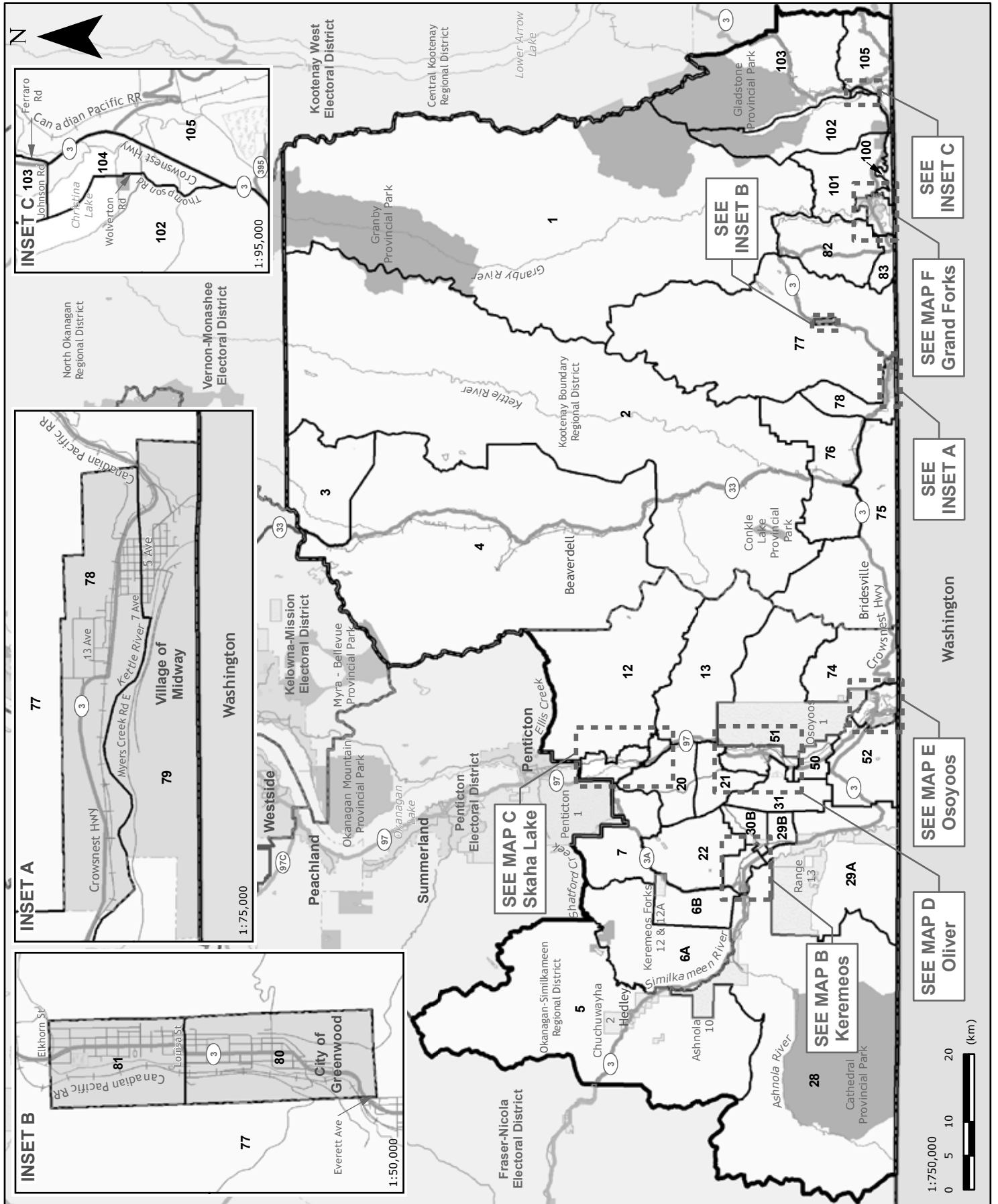
Voting area (continued)	Darren Frank DeLuca	Scott Kenneth Fraser	Enid Mary Sangster-Kelly	Total valid votes	Rejected ballots	Registered voters
	LIB	NDP	CP			
41	69	93	9	171	0	315
42	42	84	9	135	1	329
43	45	96	5	146	0	315
44	42	85	6	133	0	284
45	7	125	2	134	0	311
46	63	70	10	143	0	306
47S *3	-	-	-	-	-	41
48	33	67	6	106	0	305
49	33	109	5	147	0	377
50	58	94	8	160	0	335
51	24	70	9	103	1	298
52	48	85	11	144	3	312
53	42	61	5	108	0	355
54	56	81	11	148	2	338
55	80	82	8	170	0	320
56	50	82	12	144	0	345
57	56	85	11	152	1	349
58	36	82	4	122	1	302
59	28	57	8	93	0	266
60	44	97	6	147	1	347
61	79	70	5	154	0	389
62	43	63	10	116	0	303
63S *2	24	30	9	63	1	90
64S *2	-	-	-	-	-	62
65	27	64	10	101	1	320
66	56	69	12	137	2	363
67	40	60	6	106	0	330
68	22	87	19	128	1	375
69	27	69	7	103	0	329
70	56	122	8	186	2	359
71S *3	13	20	5	38	2	29
72	34	74	3	111	0	333
73	89	91	6	186	1	401
74	48	68	5	121	0	340
75	49	76	11	136	0	346
76	34	70	6	110	1	315
77	18	57	6	81	0	225
78	26	71	14	111	1	318
79	34	71	11	116	1	352
80	29	80	12	121	0	332
81	35	79	10	124	0	331
82	56	85	12	153	0	345
83	46	86	9	141	0	350
84	32	94	13	139	0	342
85	45	81	9	135	0	360
86	27	66	7	100	1	300
87	45	88	7	140	1	348
88	59	76	7	142	0	354
89	72	119	5	196	2	356
90	63	84	15	162	0	289

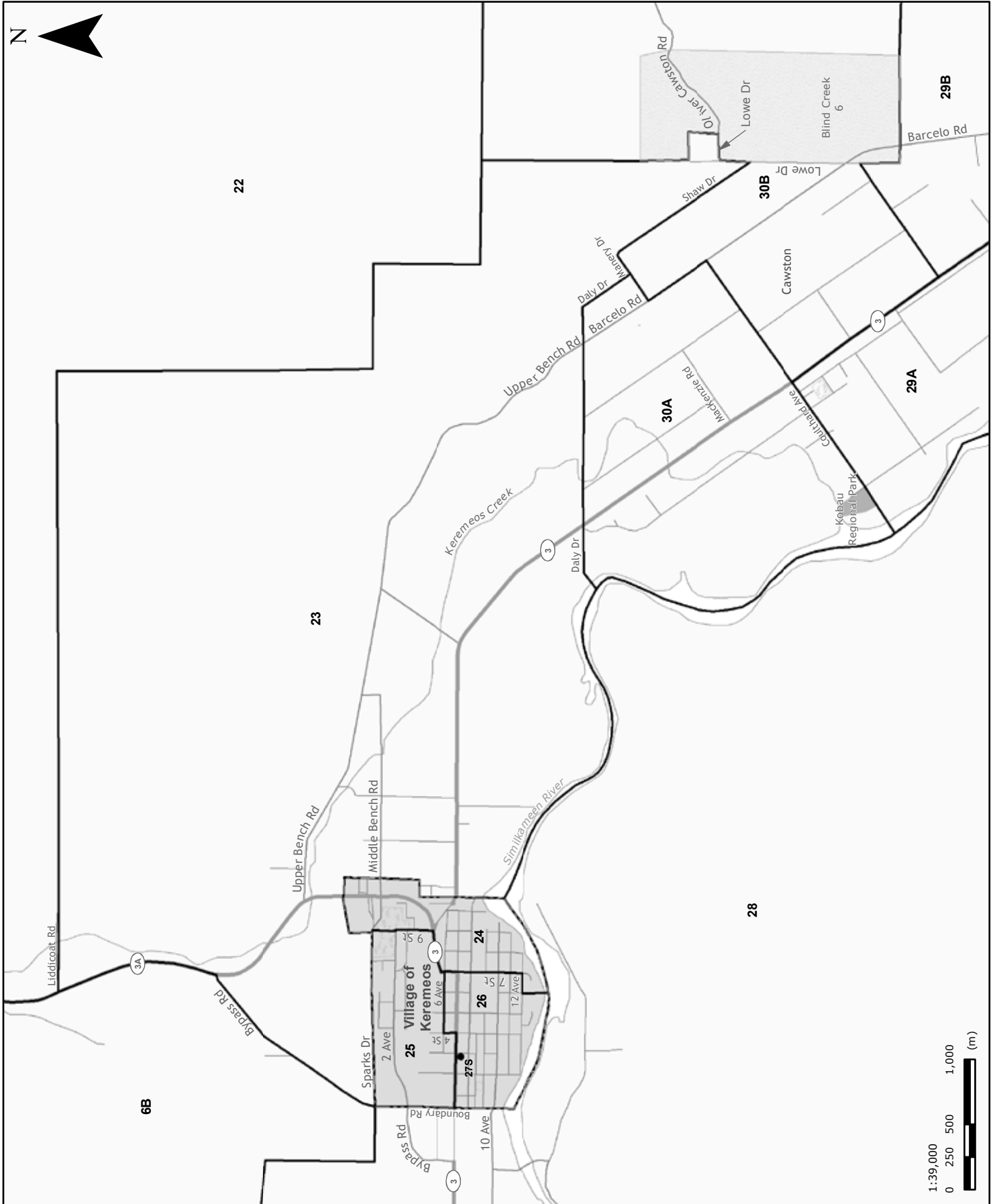
Voting area (continued)	Darren Frank DeLuca LIB	Scott Kenneth Fraser NDP	Enid Mary Sangster-Kelly CP	Total valid votes	Rejected ballots	Registered voters
91 *4	87	58	6	151	1	266
92 *4	-	-	-	-	-	20
93	22	83	9	114	0	323
94	37	110	4	151	1	363
95	33	101	9	143	3	368
96	29	115	2	146	2	318
97	18	37	3	58	1	174
98	32	72	4	108	0	288
99	25	68	10	103	3	305
100	32	82	6	120	3	366
101	59	71	13	143	0	334
102	4	38	3	45	0	157
103	24	54	5	83	0	195
104	3	28	1	32	0	63
Sub totals	5,981	9,828	1,377	17,186	119	31,892
s. 98 Special	22	49	3	74	4	
s. 99 Absentee - in ED	110	276	28	414	39	
s. 100 Absentee - out of ED	82	151	24	257	25	
s. 101 Absentee - advance	38	66	9	113	3	
s. 104 Voting in DEO office	93	159	9	261	10	
s. 106 Voting by mail	15	40	6	61	0	
Grand totals	6,341	10,569	1,456	18,366	200	31,892
% of valid votes	34.52%	57.55%	7.93%			

Summary		
Valid votes - General and advance	17,186	93.58%
s. 98 Special	74	0.40%
s. 99 Absentee - in ED	414	2.25%
s. 100 Absentee - out of ED	257	1.40%
s. 101 Absentee - advance	113	0.62%
s. 104 Voting in DEO office	261	1.42%
s. 106 Voting by mail	61	0.33%
Total valid votes	18,366	
Rejected ballots	200	1.08%
Registered voters who voted	18,566	58.22%
Registered voters	31,892	
Candidate elected:	Scott Kenneth Fraser (NDP)	

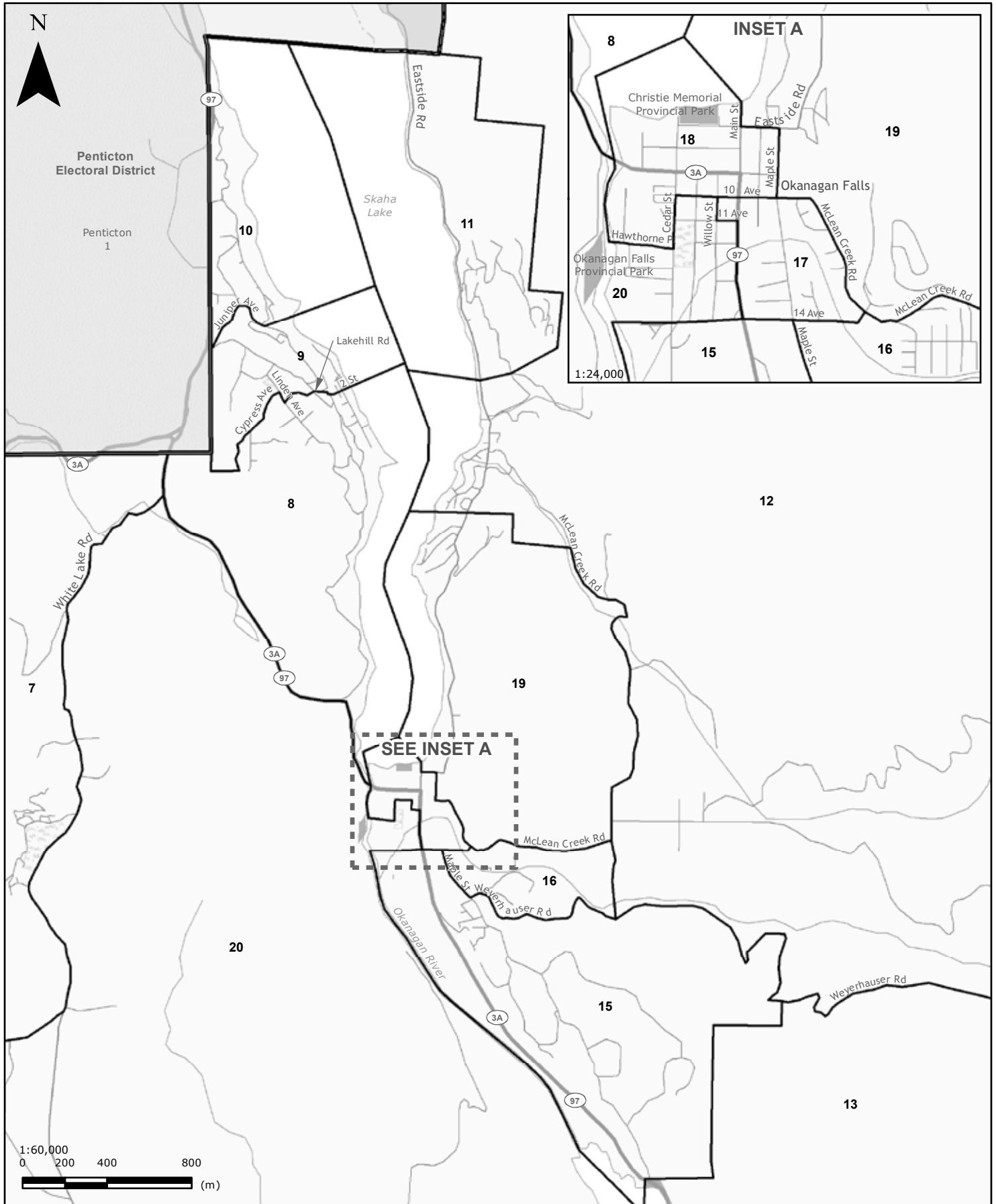
*1 Voting areas 1 and 3 combined
*2 Voting areas 63S and 64S combined
*3 Voting areas 47S and 71S combined
*4 Voting areas 91 and 92 combined

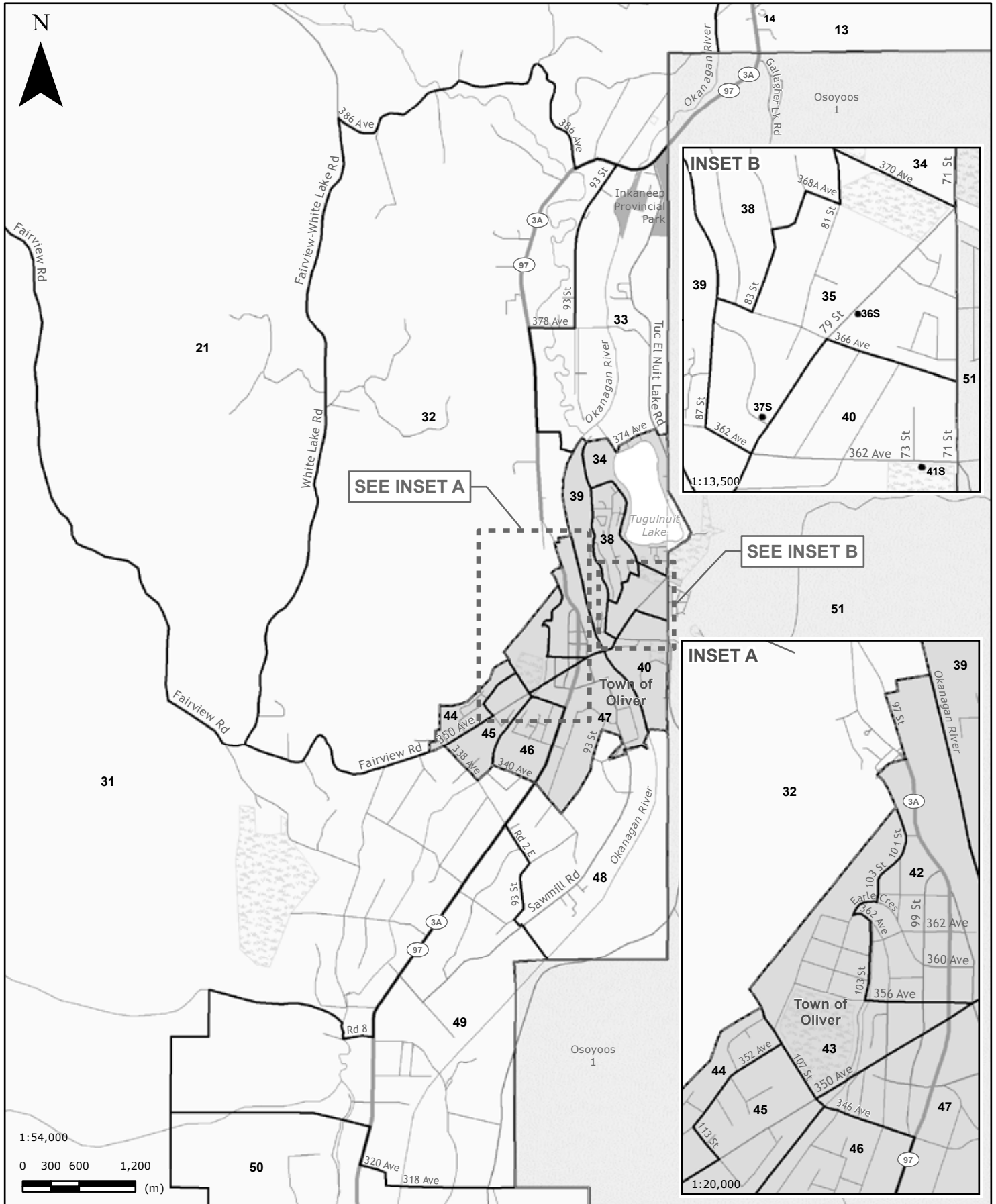
Boundary-Similkameen (BDS)
MAP A - Boundary-Similkameen Electoral District



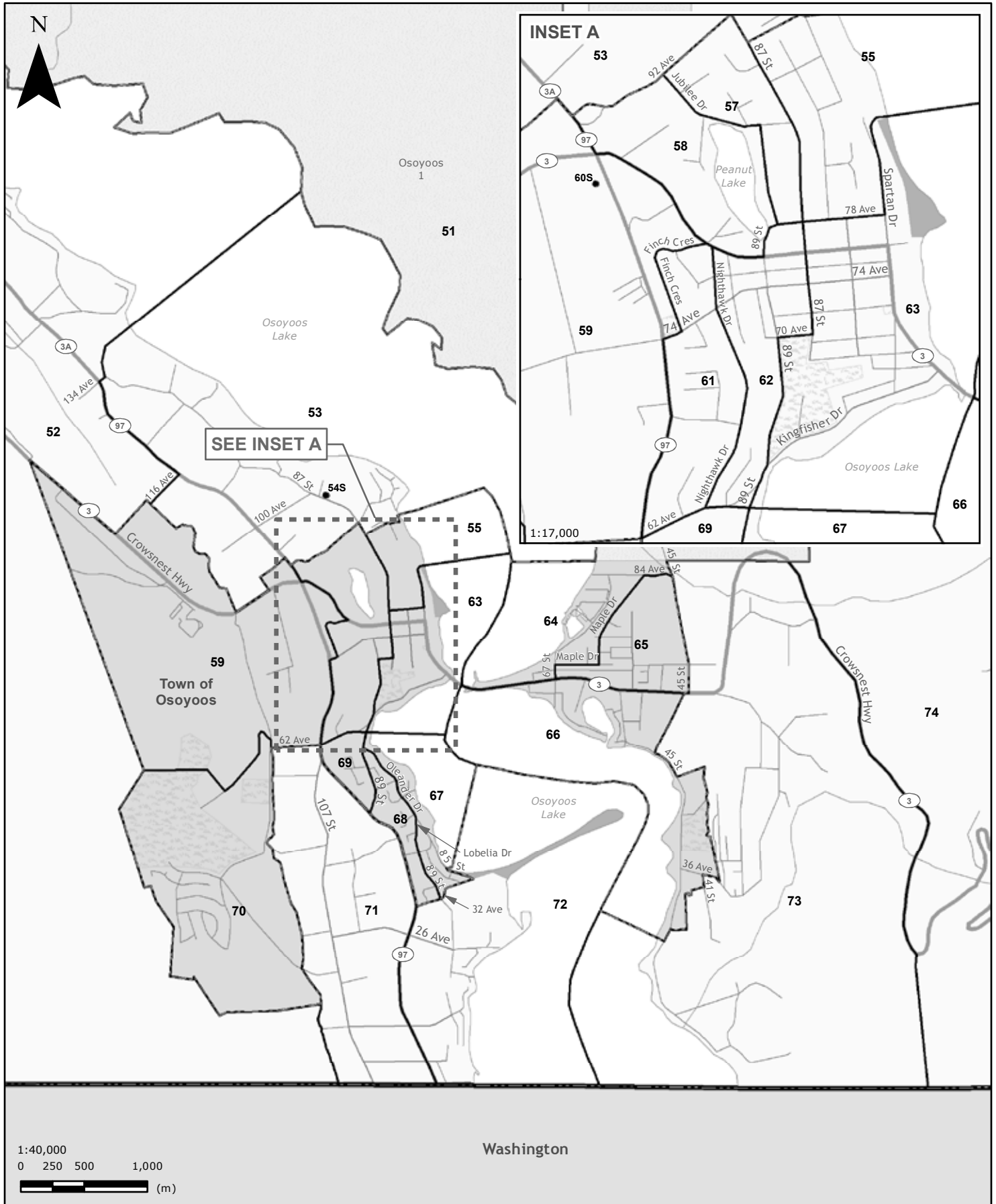


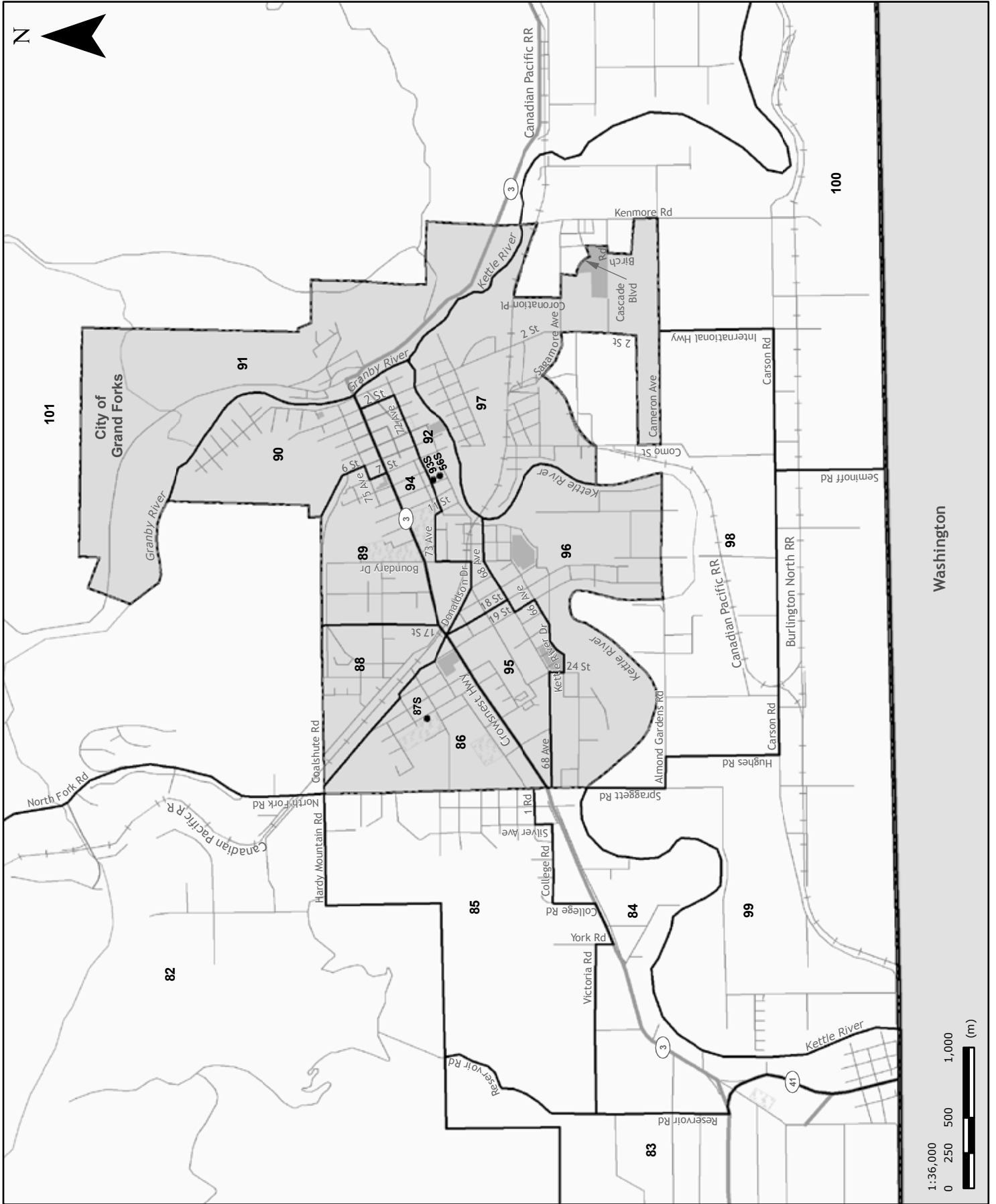
**Boundary-Similkameen (BDS)
MAP C - Skaha Lake**





**Boundary-Similkameen (BDS)
MAP E - Osoyoos**





**Boundary-Similkameen (BDS)
Voting results by voting area**

Statement of Votes
40th Provincial General Election
May 14, 2013

	Sam Hancheroff	John Kwasnica	Linda Margaret Larson	Doug Pederson	Mischa Popoff	Total valid votes	Rejected ballots	Registered voters
	NDP	GP	LIB	IND				
Advance voting								
Grand Forks Senior Hall	704	90	386	22	42	1,244	5	
Okanagan Falls Senior Centre	239	34	308	17	29	627	3	
Oliver Community Centre	496	68	651	23	44	1,282	8	
Rock Creek & Boundary Fair Pavilion	61	14	50	5	9	139	0	
Sonora Community Centre	266	47	415	10	36	774	2	
Victory Hall	254	45	276	16	23	614	4	
General voting								
Voting area								
1	38	10	21	0	2	71	0	167
2	20	13	66	0	5	104	0	212
3	19	4	16	1	0	40	0	93
4	43	26	55	8	4	136	1	275
5	86	31	35	7	5	164	2	337
6A	24	10	49	1	1	85	0	211
6B	28	7	35	2	1	73	1	209
7	43	9	117	4	0	173	2	359
8	90	12	105	1	4	212	0	360
9	78	24	100	8	1	211	0	352
10	63	16	70	3	3	155	0	301
11	51	13	114	8	8	194	0	419
12	53	7	71	1	2	134	2	310
13	44	6	64	5	3	122	0	293
14	27	6	37	1	2	73	1	156
15	36	9	91	6	4	146	0	333
16	55	11	62	11	2	141	1	299
17	61	15	57	4	4	141	0	357
18	59	12	35	5	3	114	2	334
19	71	13	122	3	2	211	0	433
20	67	17	46	3	5	138	0	369
21	35	21	73	0	2	131	0	287
22	46	16	46	1	7	116	1	384
23	50	19	69	1	6	145	0	343
24	37	11	61	5	1	115	0	375
25	49	9	75	5	8	146	0	398
26	57	22	58	7	6	150	0	375
27S *1	-	-	-	-	-	-	-	31
28	42	14	88	2	8	154	2	432
29A	64	21	67	1	6	159	0	334
29B	29	11	25	0	3	68	0	135
30A	51	23	58	4	12	148	1	254
30B	35	7	34	2	5	83	1	157
31	49	17	80	3	3	152	1	346
32	52	11	90	1	5	159	0	366
33	50	14	63	1	3	131	1	300
34	26	7	53	1	1	88	2	250
35	35	18	70	5	1	129	2	359
36S *1	-	-	-	-	-	-	-	35
37S *1	42	14	86	4	8	154	2	43

Boundary-Similkameen (BDS)
Voting results by voting area

Voting area (continued)	Sam Hancheroff	John Kwasnica	Linda Margaret Larson	Doug Pederson	Mischa Popoff	Total valid votes	Rejected ballots	Registered voters
	NDP	GP	LIB	IND				
38	59	7	104	0	9	179	1	444
39	49	6	78	3	3	139	1	310
40	42	18	82	1	4	147	1	350
41S *1	-	-	-	-	-	-	-	56
42	50	10	29	5	1	95	3	297
43	39	12	41	2	2	96	2	278
44	51	12	57	2	5	127	0	276
45	32	7	67	1	5	112	0	250
46	69	19	62	5	2	157	1	344
47	46	16	41	3	5	111	2	335
48	52	11	58	4	7	132	1	312
49	57	13	61	1	8	140	0	321
50	44	7	72	2	5	130	1	341
51	40	12	61	2	5	120	0	349
52	42	9	82	3	6	142	1	345
53	37	8	74	1	6	126	1	297
54S *1	-	-	-	-	-	-	-	27
55	31	10	52	1	5	99	1	324
56S *2	-	-	-	-	-	-	-	13
57	26	8	41	0	1	76	0	225
58	29	8	48	0	2	87	0	226
59	29	7	57	3	5	101	0	327
60S *1	-	-	-	-	-	-	-	97
61	43	12	78	5	6	144	1	317
62	24	8	42	4	4	82	0	223
63	27	8	49	2	8	94	0	300
64	39	3	61	0	0	103	0	283
65	41	2	35	3	4	85	2	276
66	28	9	62	2	2	103	0	312
67	34	7	40	1	5	87	0	204
68	33	11	64	1	5	114	0	303
69	29	5	43	2	9	88	1	278
70	41	5	125	4	4	179	0	380
71	22	2	31	0	1	56	0	148
72	24	3	51	3	14	95	0	204
73	29	10	95	3	9	146	3	361
74	15	7	32	1	3	58	0	166
75	41	13	67	2	5	128	0	280
76	65	21	65	6	6	163	0	344
77	49	21	27	1	5	103	0	165
78	59	13	62	1	4	139	1	243
79	66	12	62	5	6	151	1	274
80	67	20	48	4	5	144	2	277
81	75	14	64	4	6	163	0	324
82	63	16	38	0	6	123	0	369
83	43	7	26	4	4	84	0	238
84	32	5	29	2	10	78	0	277
85	43	6	31	0	2	82	1	254
86	56	9	38	0	3	106	1	321
87S *2	-	-	-	-	-	-	-	37

**Boundary-Similkameen (BDS)
Voting results by voting area**

Statement of Votes
40th Provincial General Election
May 14, 2013

	Sam Hancheroff	John Kwasnica	Linda Margaret Larson	Doug Pederson	Mischa Popoff	Total valid votes	Rejected ballots	Registered voters
Voting area (continued)	NDP	GP	LIB	IND				
88	42	8	49	0	1	100	0	277
89	68	6	59	0	2	135	1	363
90	66	14	24	0	1	105	0	306
91	30	5	27	0	6	68	0	174
92	47	9	27	2	2	87	0	315
93S *2	17	4	13	1	2	37	0	8
94	38	9	33	2	2	84	0	291
95	50	10	29	2	5	96	0	381
96	84	10	35	2	3	134	1	372
97	29	8	24	0	2	63	0	245
98	37	11	29	1	4	82	2	217
99	52	13	46	0	6	117	0	260
100	46	18	42	4	3	113	0	331
101	61	14	72	3	4	154	0	354
102	65	17	71	3	5	161	2	282
103	62	16	70	1	4	153	1	276
104	75	7	75	5	0	162	0	301
105	50	29	46	6	5	136	0	244
Sub totals	6,656	1,481	7,853	349	608	16,947	83	29,682
s. 98 Special	60	17	60	4	3	144	1	
s. 99 Absentee - in ED	119	52	165	2	14	352	4	
s. 100 Absentee - out of ED	63	19	70	4	1	157	12	
s. 101 Absentee - advance	28	3	26	3	1	61	3	
s. 104 Voting in DEO office	146	28	300	13	28	515	10	
s. 106 Voting by mail	41	2	25	0	0	68	0	
Grand totals	7,113	1,602	8,499	375	655	18,244	113	29,682
% of valid votes	38.99%	8.78%	46.59%	2.05%	3.59%			

Summary

Valid votes - General and advance	16,947	92.89%	Total valid votes
s. 98 Special	144	0.79%	Total valid votes
s. 99 Absentee - in ED	352	1.93%	Total valid votes
s. 100 Absentee - out of ED	157	0.86%	Total valid votes
s. 101 Absentee - advance	61	0.33%	Total valid votes
s. 104 Voting in DEO office	515	2.83%	Total valid votes
s. 106 Voting by mail	68	0.37%	Total valid votes

Total valid votes **18,244**

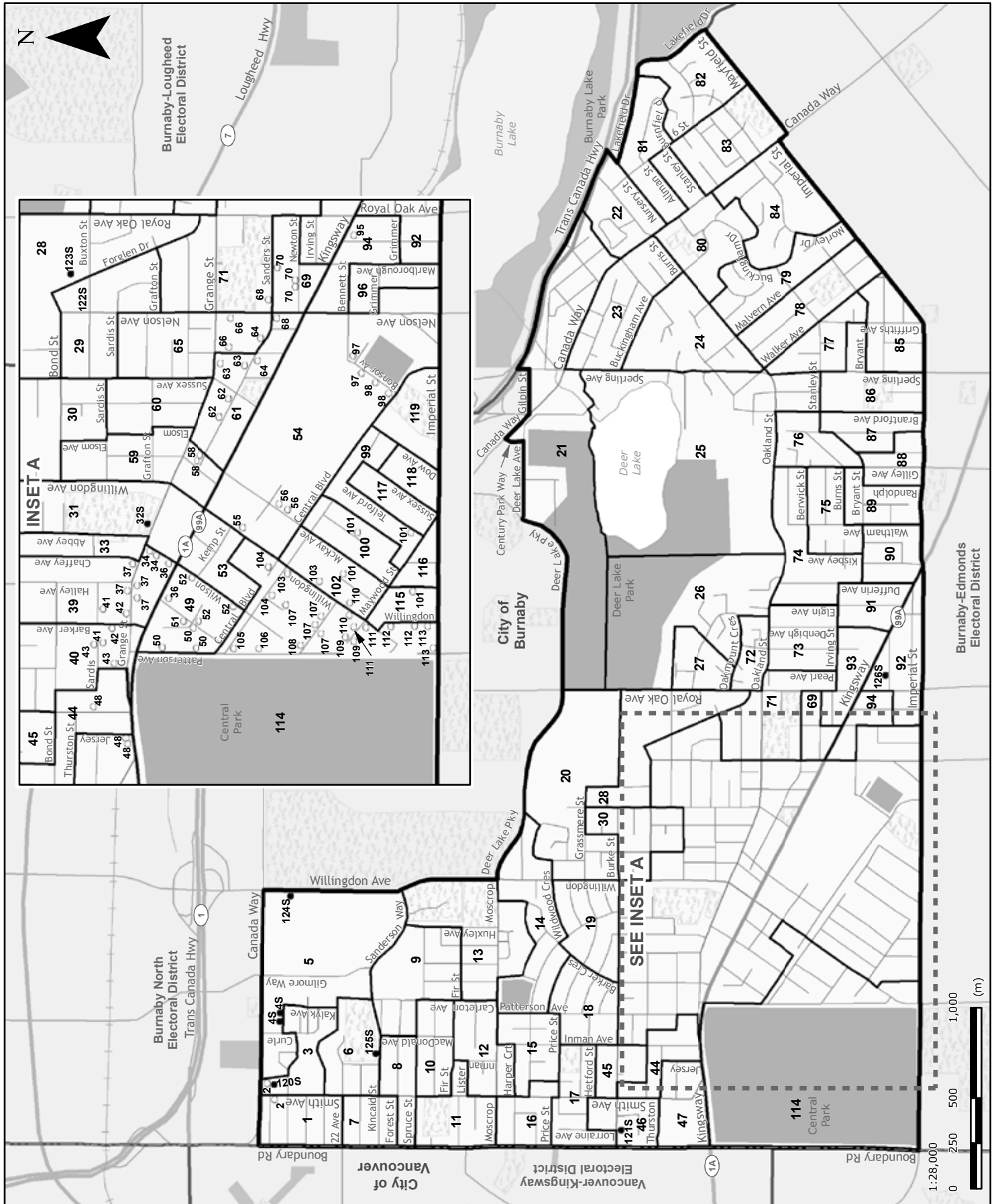
Rejected ballots 113 0.62% Ballots cast
Registered voters who voted 18,357 61.85% Registered voters

Registered voters **29,682**

Candidate elected: **Linda Margaret Larson (LIB)**

*1 Voting areas 27S, 36S, 37S, 41S, 54S and 60S combined

*2 Voting areas 56S, 87S and 93S combined



Burnaby-Deer Lake (BND)
Voting results by voting area

Statement of Votes
 40th Provincial General Election
 May 14, 2013

	Kathy Corrigan NDP	Shian Gu LIB	Richard (Rick) McGowan GP	Total valid votes	Rejected ballots	Registered voters
Advance voting						
Deer Lake United Church	304	375	36	715	1	
Legion 83 - Poppy Residences	647	443	93	1,183	7	
Wesburn Park Community Centre	584	458	91	1,133	9	
General voting						
Voting area						
1	79	53	10	142	0	325
2	40	19	9	68	2	133
3	65	72	10	147	0	314
4S	14	15	4	33	0	86
5	49	76	8	133	1	300
6	69	42	8	119	1	283
7	113	42	6	161	0	338
8	103	52	10	165	4	367
9	65	35	12	112	1	342
10	84	89	6	179	3	425
11	81	69	4	154	1	342
12	72	41	6	119	0	401
13	68	57	13	138	0	357
14	37	53	10	100	1	309
15	52	69	11	132	0	373
16	73	48	14	135	1	316
17	85	58	12	155	2	387
18	56	58	8	122	2	354
19	70	43	8	121	0	325
20	56	71	13	140	0	345
21	32	36	7	75	0	322
22	58	47	8	113	0	381
23	43	78	7	128	2	317
24	22	92	13	127	2	281
25	44	60	11	115	0	360
26	45	59	4	108	0	308
27	35	71	4	110	0	375
28	50	56	13	119	3	297
29	64	61	15	140	0	335
30	48	53	11	112	0	356
31	47	52	11	110	1	289
32S *1	27	18	5	50	0	31
33	70	63	6	139	1	305
34	46	63	15	124	0	440
36	28	41	3	72	0	265
37	61	43	6	110	0	396
39	58	61	28	147	2	391
40	53	52	22	127	1	397
41	33	19	7	59	0	220
42	38	28	8	74	2	225

Burnaby-Deer Lake (BND)
Voting results by voting area

Voting area (continued)	Kathy Corrigan	Shian Gu	Richard (Rick) McGowan	Total valid votes	Rejected ballots	Registered voters
	NDP	LIB	GP			
43	28	24	9	61	0	221
44	46	52	14	112	0	365
45	72	38	26	136	2	340
46	51	57	6	114	0	275
47	76	42	11	129	0	362
48	56	30	16	102	2	243
49	48	22	10	80	1	296
50	44	49	11	104	0	308
51	22	25	7	54	0	196
52	41	31	2	74	1	248
53	26	5	6	37	0	253
54	54	26	4	84	1	260
55	16	29	2	47	0	227
56	23	69	7	99	1	437
58	21	34	5	60	1	284
59	50	49	5	104	2	332
60	48	37	4	89	0	326
61	36	35	3	74	0	395
62	21	52	3	76	0	310
63	29	15	10	54	0	217
64	34	71	12	117	0	309
65	86	51	12	149	3	400
66	69	75	12	156	2	396
68	33	40	4	77	0	223
69	60	15	7	82	1	256
70	48	20	10	78	0	313
71	89	59	11	159	0	400
72	66	34	11	111	3	366
73	54	50	8	112	0	356
74	34	56	8	98	2	330
75	46	42	8	96	2	283
76	35	69	12	116	0	288
77	70	76	11	157	1	325
78	61	82	11	154	0	399
79	23	109	3	135	0	330
80	44	90	5	139	1	318
81	69	65	8	142	0	351
82	54	79	6	139	0	384
83	63	79	23	165	1	342
84	54	93	11	158	2	368
85	82	68	8	158	0	419
86	64	65	12	141	2	351
87	66	79	6	151	0	335
88	52	66	8	126	0	371
89	52	49	6	107	0	317
90	64	45	10	119	0	389
91	59	53	5	117	0	377
92	44	26	13	83	2	323
93	61	37	13	111	1	329
94	35	10	7	52	1	234

Burnaby-Deer Lake (BND)
Voting results by voting area

Statement of Votes
 40th Provincial General Election
 May 14, 2013

Voting area (continued)	Kathy Corrigan	Shian Gu	Richard (Rick) McGowan	Total valid votes	Rejected ballots	Registered voters
	NDP	LIB	GP			
95	21	10	4	35	1	213
96	30	23	5	58	0	296
97	29	51	8	88	1	256
98	30	24	4	58	4	209
99	76	21	10	107	0	276
100	52	4	5	61	2	226
101	46	34	9	89	0	285
102	45	33	9	87	0	362
103	19	23	3	45	0	268
104	61	57	8	126	4	311
105	25	34	6	65	2	237
106	39	42	6	87	1	200
107	46	39	12	97	1	321
108	38	19	5	62	0	222
109	43	30	7	80	0	271
110	33	33	7	73	0	217
111	53	49	7	109	1	306
112	38	34	11	83	2	283
113	21	20	5	46	1	180
114	41	46	12	99	0	342
115	44	12	5	61	1	264
116	48	22	8	78	0	251
117	57	23	8	88	1	276
118	33	12	8	53	2	227
119	48	26	16	90	2	257
120S	27	7	1	35	0	68
121S *1	-	-	-	-	-	29
122S *1	-	-	-	-	-	5
123S *1	-	-	-	-	-	5
124S *1	-	-	-	-	-	11
125S *1	-	-	-	-	-	1
126S *1	-	-	-	-	-	55
Sub totals	7,290	6,593	1,237	15,120	111	35,520
s. 98 Special	67	29	5	101	2	
s. 99 Absentee - in ED	436	339	84	859	12	
s. 100 Absentee - out of ED	194	133	55	382	27	
s. 101 Absentee - advance	58	45	9	112	6	
s. 104 Voting in DEO office	120	127	24	271	10	
s. 106 Voting by mail	24	20	3	47	0	
Grand totals	8,189	7,286	1,417	16,892	168	35,520
% of valid votes	48.48%	43.13%	8.39%			

Summary

Valid votes - General and advance	15,120	89.51%	Total valid votes
s. 98 Special	101	0.60%	Total valid votes
s. 99 Absentee - in ED	859	5.09%	Total valid votes
s. 100 Absentee - out of ED	382	2.26%	Total valid votes
s. 101 Absentee - advance	112	0.66%	Total valid votes
s. 104 Voting in DEO office	271	1.60%	Total valid votes
s. 106 Voting by mail	47	0.28%	Total valid votes

Total valid votes **16,892**

Rejected ballots	168	0.98%	Ballots cast
Registered voters who voted	17,060	48.03%	Registered voters

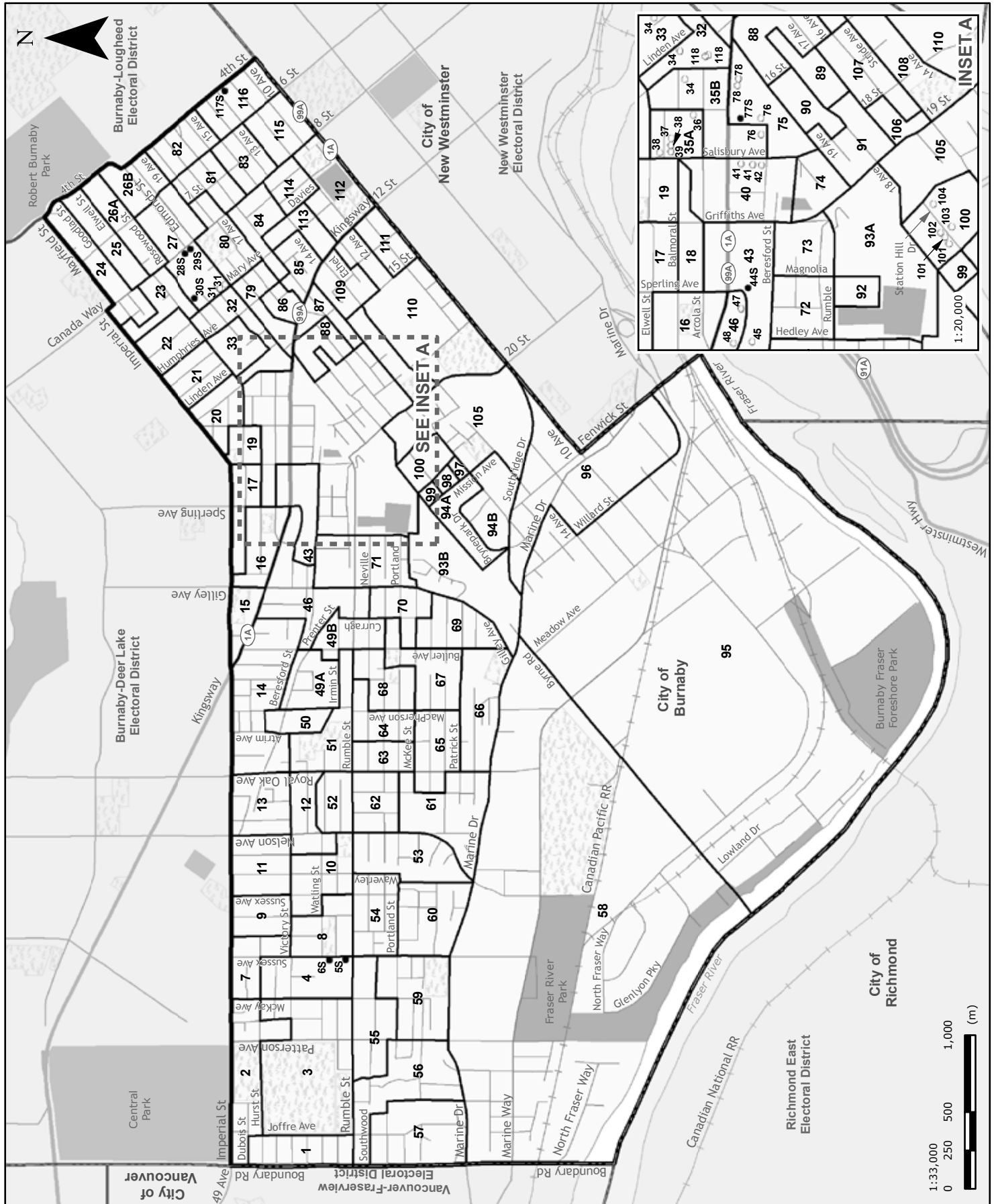
Registered voters **35,520**

Candidate elected: **Kathy Corrigan (NDP)**

*1 Voting areas 32S, 121S, 122S, 123S, 124S, 125S and 126S combined

Following a redistribution of voting areas, voting area numbers 35, 38, 57 and 67 were not used in Burnaby-Deer Lake for the 40th Provincial General Election and are therefore not included in the list of voting area results on the preceding pages.

Burnaby-Edmonds (BNE)
MAP A - Burnaby-Edmonds Electoral District



Burnaby-Edmonds (BNE)
Voting results by voting area

	Raj Chouhan NDP	Nicholas Edward D'Amico BCEX	Jeff Kuah LIB	Wyatt Tessari GP	Total valid votes	Rejected ballots	Registered voters
Advance voting							
Burnaby South Secondary School	792	19	691	120	1,622	12	
Edmonds 55+ Community Centre	1,225	19	635	149	2,028	13	
General voting							
Voting area							
1	97	1	89	17	204	3	349
2	79	3	70	10	162	2	332
3	79	3	77	12	171	0	379
4	47	2	51	18	118	0	328
5S *1	-	-	-	-	-	-	56
6S	19	2	16	4	41	2	59
7	33	0	53	7	93	2	310
8	72	0	46	14	132	1	302
9	46	0	56	11	113	0	305
10	65	3	56	11	135	2	316
11	44	2	44	5	95	2	325
12	57	1	59	9	126	0	301
13	37	1	48	11	97	0	344
14	52	1	24	2	79	2	275
15	83	4	29	11	127	4	308
16	44	0	42	9	95	2	373
17	32	2	46	6	86	2	312
18	33	2	18	8	61	0	316
19	34	0	16	6	56	0	334
20	49	0	28	10	87	1	346
21	40	1	47	8	96	0	331
22	39	4	30	4	77	1	307
23	48	1	35	5	89	1	316
24	35	1	35	6	77	0	305
25	38	3	51	15	107	1	262
26A	50	1	44	8	103	0	294
26B	27	2	41	7	77	4	285
27	50	1	34	5	90	1	405
28S *1	-	-	-	-	-	-	24
29S *1	43	1	36	8	88	4	83
30S	17	3	10	2	32	4	100
31	50	0	22	7	79	0	316
32	59	1	35	12	107	3	361
33	21	1	13	2	37	0	288
34 *2	-	-	-	-	-	-	168
35A	38	3	26	4	71	0	299
35B	50	0	27	7	84	1	370
36 *2	33	1	19	5	58	1	233
37	17	1	20	4	42	0	220
38	14	0	14	1	29	0	144

Burnaby-Edmonds (BNE)
Voting results by voting area

Statement of Votes
 40th Provincial General Election
 May 14, 2013

Voting area (continued)	Raj Chouhan	Nicholas Edward D'Amico	Jeff Kuah	Wyatt Tessari	Total valid votes	Rejected ballots	Registered voters
	NDP	BCEX	LIB	GP			
39	18	1	17	1	37	2	223
40	26	3	14	6	49	0	306
41	30	0	14	5	49	0	221
42	18	2	15	2	37	1	198
43	51	3	48	12	114	1	311
44S *4	-	-	-	-	-	-	44
45	23	2	45	7	77	1	158
46	24	0	35	6	65	1	298
47	33	5	59	6	103	0	189
48	24	2	55	8	89	1	225
49A	69	1	69	9	148	0	502
49B	30	0	34	10	74	0	350
50	46	0	61	16	123	1	386
51	54	1	50	19	124	0	384
52	76	0	71	8	155	2	376
53	71	4	72	19	166	1	313
54	47	2	62	14	125	3	371
55	71	2	82	4	159	0	344
56	80	2	77	26	185	0	363
57	83	0	68	16	167	1	317
58	62	0	65	12	139	1	437
59	66	2	91	18	177	1	374
60	84	1	72	14	171	2	390
61	56	1	61	11	129	1	342
62	60	1	66	12	139	0	328
63	55	1	40	11	107	1	369
64	56	1	47	17	121	2	379
65	70	0	55	8	133	0	376
66	72	1	62	17	152	1	345
67	65	1	40	14	120	1	319
68	60	1	35	7	103	0	377
69	55	1	73	22	151	1	355
70	83	2	62	12	159	1	362
71	69	0	47	17	133	0	345
72	59	0	34	15	108	0	382
73	31	3	27	13	74	0	334
74	45	0	27	16	88	1	343
75	42	0	35	6	83	0	263
76 *3	84	1	33	12	130	1	158
77S	46	2	33	9	90	0	140
78 *3	-	-	-	-	-	-	298
79	27	1	8	3	39	1	287
80	83	0	31	16	130	2	372
81	69	0	17	3	89	2	333
82	109	0	41	9	159	0	374
83	71	1	38	5	115	2	311
84	76	0	41	7	124	1	394
85	64	0	33	8	105	0	357
86	26	0	12	4	42	0	365
87	30	1	18	2	51	1	255

Voting area (continued)	Raj Chouhan	Nicholas Edward D'Amico	Jeff Kuah	Wyatt Tessari	Total valid votes	Rejected ballots	Registered voters
	NDP	BCEX	LIB	GP			
88	49	1	23	2	75	0	382
89	43	0	37	10	90	0	361
90	42	2	25	8	77	0	310
91	51	1	66	10	128	1	508
92	16	0	23	3	42	0	200
93A	48	2	46	6	102	0	323
93B	7	2	38	29	76	2	201
94A	29	0	35	10	74	0	362
94B	29	0	40	2	71	1	179
95	57	3	40	16	116	0	302
96	37	0	32	11	80	2	256
97	63	0	48	13	124	0	276
98	41	2	37	5	85	0	184
99	54	3	39	7	103	1	288
100	45	2	53	6	106	0	330
101	38	2	42	1	83	0	287
102	25	0	45	7	77	2	238
103	37	0	31	4	72	0	230
104	34	0	38	7	79	0	203
105	64	2	72	8	146	1	362
106	68	2	33	15	118	0	357
107	59	3	28	14	104	0	305
108	62	0	34	6	102	2	324
109	75	0	28	6	109	0	387
110	88	0	39	16	143	0	407
111	89	0	46	17	152	0	364
112	94	2	38	11	145	1	354
113	73	2	31	12	118	2	388
114	79	4	46	14	143	2	335
115	82	2	35	7	126	0	376
116	96	3	43	9	151	1	429
117S *4	21	1	9	1	32	5	52
118	24	0	28	3	55	1	248
Sub totals	8,056	183	6,173	1,370	15,782	133	37,132
s. 98 Special	72	2	23	10	107	7	
s. 99 Absentee - in ED	698	21	458	119	1,296	9	
s. 100 Absentee - out of ED	236	4	180	50	470	34	
s. 101 Absentee - advance	53	4	35	5	97	7	
s. 104 Voting in DEO office	116	1	67	15	199	10	
s. 106 Voting by mail	22	0	14	4	40	3	
Grand totals	9,253	215	6,950	1,573	17,991	203	37,132
% of valid votes	51.43%	1.20%	38.63%	8.74%			

Burnaby-Edmonds (BNE)
Voting results by voting area

Summary

Valid votes - General and advance	15,782	87.72%	Total valid votes
s. 98 Special	107	0.59%	Total valid votes
s. 99 Absentee - in ED	1,296	7.21%	Total valid votes
s. 100 Absentee - out of ED	470	2.61%	Total valid votes
s. 101 Absentee - advance	97	0.54%	Total valid votes
s. 104 Voting in DEO office	199	1.11%	Total valid votes
s. 106 Voting by mail	40	0.22%	Total valid votes

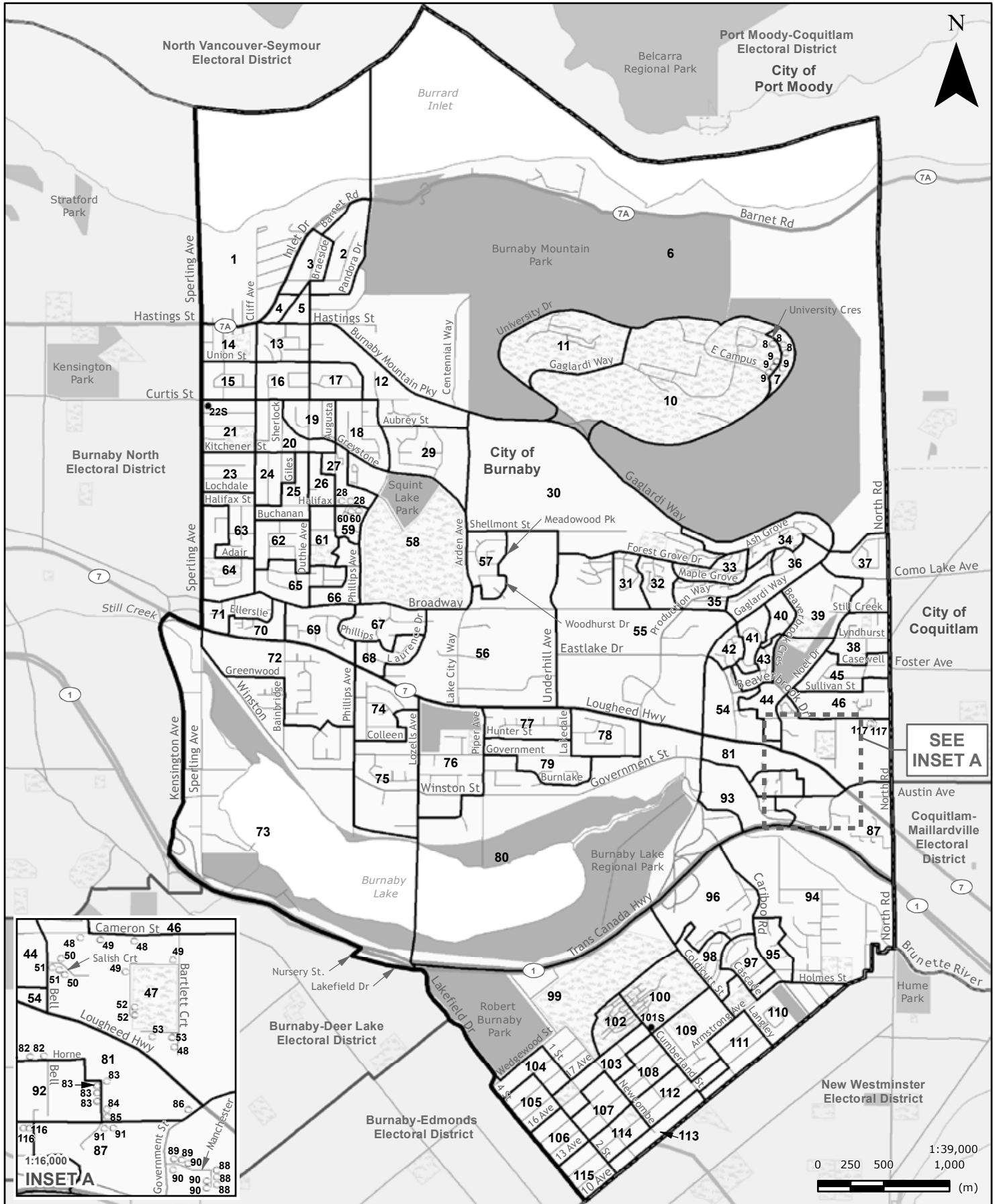
Total valid votes **17,991**

Rejected ballots	203	1.12%	Ballots cast
Registered voters who voted	18,194	49.00%	Registered voters

Registered voters **37,132**

Candidate elected: **Raj Chouhan (NDP)**

-
- *1 Voting areas 5S, 28S and 29S combined
 - *2 Voting areas 34 and 36 combined
 - *3 Voting areas 76 and 78 combined
 - *4 Voting areas 44S and 117S combined



Burnaby-Lougheed (BNL)
Voting results by voting area

Statement of Votes
 40th Provincial General Election
 May 14, 2013

	Darwin Augustus Ivan Burns GP	Christine N. Clarke	Ken Kramer LIB	Jane Shin NDP	Total valid votes	Rejected ballots	Registered voters
Advance voting							
Ellesmere United Church	15	13	38	84	150	1	
Salvation Army Temple	47	42	320	418	827	5	
St. Stephen The Martyr - Anglican Church	74	74	365	573	1,086	10	
Swedish Canadian Manor	104	90	682	581	1,457	3	
General voting							
Voting area							
1	19	13	79	60	171	1	324
2	6	8	63	35	112	0	268
3	15	3	26	42	86	0	240
4	3	8	16	36	63	0	223
5	9	8	40	43	100	1	307
6	6	5	53	23	87	1	243
7	5	6	34	32	77	0	235
8	19	10	49	61	139	0	389
9	10	6	24	38	78	1	282
10 *1	13	4	25	69	111	2	338
11 *1	-	-	-	-	-	-	44
12	1	7	70	35	113	2	343
13	3	10	54	55	122	4	299
14	9	16	40	53	118	3	287
15	9	4	56	41	110	0	270
16	14	14	71	48	147	2	339
17	4	10	58	47	119	2	338
18	5	9	69	33	116	1	347
19	7	6	41	46	100	0	308
20	5	10	80	60	155	0	311
21	11	9	50	56	126	2	329
22S *2	-	-	-	-	-	-	9
23	7	10	64	29	110	1	296
24	3	3	43	31	80	0	287
25	15	8	52	25	100	4	289
26	10	15	54	52	131	0	333
27	12	9	21	53	95	0	296
28	6	9	38	27	80	1	244
29	9	8	66	21	104	1	317
30	38	9	60	113	220	0	370
31	22	8	29	102	161	1	295
32	18	14	72	90	194	2	342
33	12	7	46	99	164	1	274
34	25	12	48	68	153	5	325
35	15	8	34	69	126	2	353
36	14	12	23	79	128	0	307
37	10	8	81	43	142	0	324
38	7	7	57	42	113	0	257
39	17	4	73	35	129	0	251
40	28	13	56	70	167	0	323

Burnaby-Lougheed (BNL)
Voting results by voting area

Voting area (continued)	Darwin Augustus Ivan Burns	Christine N. Clarke	Ken Kramer	Jane Shin	Total valid votes	Rejected ballots	Registered voters
	GP		LIB	NDP			
41	16	9	19	75	119	1	307
42	17	13	54	65	149	0	325
43	25	15	52	81	173	3	352
44	12	10	30	45	97	1	288
45	9	12	50	54	125	1	332
46	8	8	30	28	74	0	268
47	7	11	37	36	91	2	276
48	12	19	32	57	120	1	325
49	19	11	40	56	126	1	295
50	5	4	28	42	79	0	317
51	10	13	33	59	115	0	324
52	6	16	31	55	108	0	328
53	11	10	40	60	121	3	318
54	13	11	47	97	168	2	330
55	14	7	22	41	84	1	284
56	1	8	53	30	92	0	262
57	6	5	58	18	87	0	298
58	8	5	22	39	74	1	268
59	10	9	39	55	113	1	301
60	10	7	18	32	67	1	265
61	7	7	20	27	61	0	302
62	17	8	52	76	153	3	347
63	6	4	75	48	133	2	288
64	6	6	73	62	147	2	320
65	10	7	85	36	138	0	339
66	15	17	71	79	182	3	377
67	2	8	89	45	144	1	343
68	9	4	96	17	126	3	259
69	7	14	55	29	105	2	369
70	9	9	57	70	145	0	336
71	11	6	58	57	132	2	309
72	6	14	71	41	132	1	344
73	13	8	78	29	128	3	339
74	19	15	96	51	181	1	350
75	16	11	85	53	165	2	342
76	6	7	114	28	155	4	273
77	6	7	113	49	175	2	307
78	16	11	105	33	165	2	319
79	9	7	121	44	181	0	296
80	8	11	80	33	132	1	300
81	22	9	31	52	114	2	368
82	22	10	36	61	129	1	321
83	9	11	33	46	99	1	368
84	7	2	15	30	54	0	260
85	4	7	34	19	64	0	335
86	5	7	28	41	81	0	291
87	5	2	14	25	46	1	269
88	10	6	30	50	96	1	307
89	5	4	17	23	49	0	334
90	8	8	24	37	77	0	355

Burnaby-Lougheed (BNL)
Voting results by voting area

Statement of Votes
 40th Provincial General Election
 May 14, 2013

Voting area (continued)	Darwin Augustus Ivan Burns	Christine N. Clarke	Ken Kramer	Jane Shin	Total valid votes	Rejected ballots	Registered voters
	GP		LIB	NDP			
91	7	19	56	106	188	0	296
92	7	7	42	68	124	0	299
93	9	8	34	42	93	1	300
94	6	10	83	44	143	0	362
95	8	7	66	42	123	2	328
96	15	9	44	77	145	0	360
97	1	14	69	37	121	1	384
98	3	7	49	33	92	0	348
99	9	5	49	71	134	0	245
100	15	18	58	45	136	0	397
101S *2	3	30	29	43	105	0	295
102	15	8	84	59	166	2	390
103	12	9	50	91	162	1	370
104	6	2	48	71	127	0	295
105	14	6	58	107	185	1	383
106	16	7	47	129	199	0	374
107	7	6	64	51	128	0	345
108	14	6	55	70	145	1	348
109	6	10	58	69	143	1	316
110	13	14	99	55	181	1	372
111	9	5	66	50	130	3	313
112	7	10	57	74	148	1	366
113	5	3	39	44	91	0	330
114	6	4	22	68	100	1	323
115	4	8	38	104	154	1	340
116	4	5	30	17	56	0	265
117	1	8	17	37	63	0	336
Sub totals	1,417	1,244	7,322	7,637	17,620	135	36,366
s. 98 Special	10	8	25	57	100	5	
s. 99 Absentee - in ED	151	100	433	606	1,290	16	
s. 100 Absentee - out of ED	25	4	112	149	290	41	
s. 101 Absentee - advance	5	3	38	44	90	4	
s. 104 Voting in DEO office	55	40	260	422	777	22	
s. 106 Voting by mail	2	0	19	37	58	4	
Grand totals	1,665	1,399	8,209	8,952	20,225	227	36,366
% of valid votes	8.23%	6.92%	40.59%	44.26%			

Summary

Valid votes - General and advance	17,620	87.12%	Total valid votes
s. 98 Special	100	0.49%	Total valid votes
s. 99 Absentee - in ED	1,290	6.38%	Total valid votes
s. 100 Absentee - out of ED	290	1.43%	Total valid votes
s. 101 Absentee - advance	90	0.44%	Total valid votes
s. 104 Voting in DEO office	777	3.85%	Total valid votes
s. 106 Voting by mail	58	0.29%	Total valid votes

Total valid votes **20,225**

Rejected ballots	227	1.11%	Ballots cast
Registered voters who voted	20,452	56.24%	Registered voters

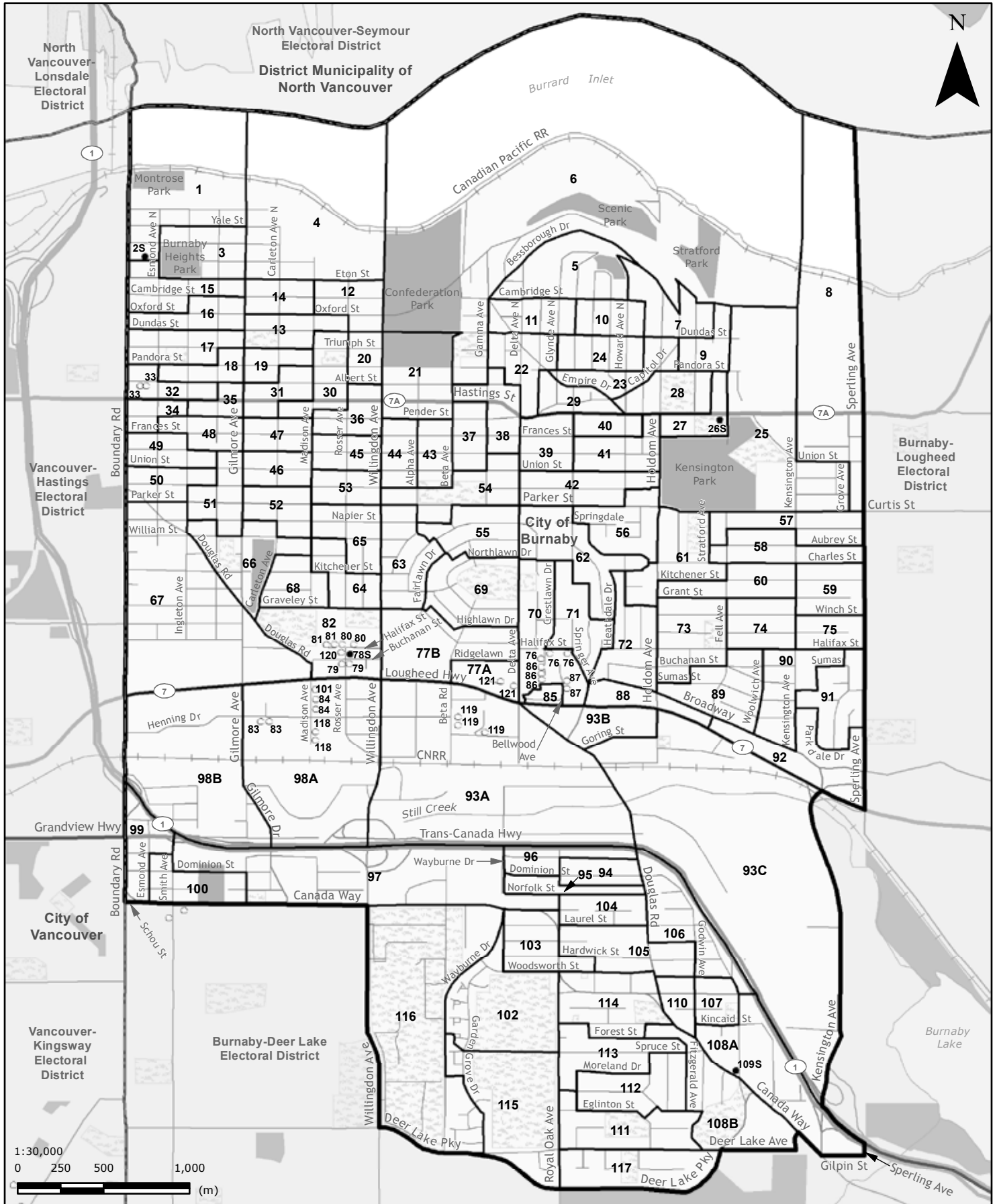
Registered voters **36,366**

Candidate elected: **Jane Shin (NDP)**

*1 Voting areas 10 and 11 combined

*2 Voting areas 22S and 101S combined

Burnaby North (BNN)
MAP A - Burnaby North Electoral District



	Richard T. Lee LIB	Wayne Michael Marklund	Carrie McLaren GP	Janet Routledge NDP	Total valid votes	Rejected ballots	Registered voters
Advance voting							
Capitol Hill Community Hall	1,315	51	167	1,457	2,990	10	
Vancouver Korean Gospel Church	502	25	68	494	1,089	4	
General voting							
Voting area							
1	102	2	15	95	214	0	355
2S *1	52	9	13	75	149	4	188
3	70	3	12	65	150	2	286
4	49	0	12	78	139	0	306
5	68	3	9	51	131	0	353
6	57	6	10	58	131	3	363
7	64	3	5	64	136	1	360
8	77	7	13	54	151	0	355
9	35	2	11	44	92	1	354
10	57	1	4	53	115	1	320
11	66	2	8	48	124	1	304
12	85	1	12	73	171	0	320
13	98	4	8	87	197	2	368
14	56	2	5	59	122	1	333
15	89	7	21	67	184	1	354
16	102	6	19	72	199	0	334
17	85	5	19	72	181	0	310
18	43	3	13	77	136	0	311
19	53	7	13	58	131	0	291
20	43	6	7	34	90	1	306
21	53	3	9	67	132	0	346
22	70	1	11	58	140	1	357
23	35	2	5	42	84	0	300
24	47	4	7	32	90	1	351
25	63	7	12	81	163	0	341
26S *1	-	-	-	-	-	-	74
27	30	0	5	54	89	1	345
28	22	7	9	37	75	1	385
29	44	4	11	39	98	1	319
30	68	4	9	50	131	0	454
31	48	2	6	80	136	0	339
32	54	3	13	56	126	1	378
33	59	2	10	54	125	0	281
34	40	3	12	55	110	2	303
35	47	2	11	69	129	2	317
36	52	0	13	70	135	2	323
37	58	6	9	37	110	2	313
38	60	4	8	60	132	0	374
39	42	3	9	23	77	1	362
40	24	3	11	31	69	0	300

Burnaby North (BNN)
Voting results by voting area

Statement of Votes
 40th Provincial General Election
 May 14, 2013

Voting area (continued)	Richard T. Lee	Wayne Michael Marklund	Carrie McLaren	Janet Routledge	Total valid votes	Rejected ballots	Registered voters
	LIB		GP	NDP			
41	59	0	6	45	110	2	299
42	71	1	4	51	127	0	349
43	71	3	9	74	157	1	321
44	67	5	9	67	148	1	343
45	86	3	9	56	154	1	396
46	98	0	10	46	154	0	356
47	110	5	8	61	184	1	372
48	48	0	9	70	127	0	325
49	65	0	2	69	136	0	321
50	72	3	5	56	136	4	355
51	86	3	11	81	181	1	368
52	81	4	5	75	165	1	357
53	66	3	5	52	126	0	366
54	116	1	3	42	162	0	377
55	60	2	6	65	133	0	355
56	76	3	16	42	137	0	353
57	65	2	22	78	167	1	342
58	77	7	8	57	149	0	317
59	46	2	10	45	103	0	310
60	58	4	6	45	113	1	276
61	54	1	8	42	105	1	317
62	77	5	11	38	131	0	327
63	78	2	13	62	155	0	357
64	53	4	19	90	166	1	340
65	76	5	9	38	128	0	356
66	96	3	12	74	185	0	361
67	80	12	5	73	170	0	380
68	79	4	10	71	164	1	338
69	99	4	14	75	192	0	325
70	88	5	13	62	168	0	306
71	71	1	3	38	113	0	347
72	88	4	7	43	142	0	354
73	113	4	12	63	192	0	367
74	94	5	12	41	152	1	314
75	63	0	1	22	86	0	265
76	33	2	10	59	104	0	295
77A	60	4	12	61	137	2	420
77B	85	1	5	57	148	3	296
78S *2	46	2	6	33	87	2	102
79	58	3	12	38	111	2	394
80	70	4	7	48	129	1	365
81	33	1	14	45	93	0	356
82	54	6	4	33	97	1	321
83	51	2	2	23	78	0	323
84	41	0	1	23	65	0	277
85	55	3	7	61	126	1	387
86	39	3	14	66	122	1	346
87	50	3	8	36	97	0	317
88	36	4	4	41	85	0	319
89	68	3	9	64	144	0	334

	Richard T. Lee	Wayne Michael Marklund	Carrie McLaren	Janet Routledge	Total valid votes	Rejected ballots	Registered voters
Voting area (continued)	LIB		GP	NDP			
90	65	7	14	62	148	3	319
91	79	5	8	68	160	1	344
92	70	4	7	54	135	0	333
93A	51	2	8	37	98	0	386
93B	63	0	5	20	88	1	438
93C	25	1	1	16	43	0	226
94	36	3	7	64	110	1	391
95	68	7	6	40	121	0	362
96	32	2	7	55	96	0	368
97	39	2	9	57	107	0	369
98A *3	52	1	8	27	88	0	365
98B *3	-	-	-	-	-	-	100
99	58	3	7	63	131	0	321
100	100	1	19	101	221	1	433
101	35	1	5	27	68	2	274
102	42	4	22	71	139	0	351
103	57	3	5	48	113	1	352
104	52	1	6	45	104	0	342
105	72	5	10	66	153	0	398
106	48	2	10	51	111	1	371
107	21	1	1	13	36	0	173
108A	16	3	3	27	49	1	312
108B	37	0	5	23	65	0	168
109S *2	-	-	-	-	-	-	37
110	32	1	12	45	90	0	291
111	96	9	6	61	172	0	342
112	90	2	6	49	147	0	336
113	75	0	6	64	145	0	340
114	72	3	10	73	158	1	363
115	58	2	9	71	140	1	309
116	50	1	12	66	129	0	309
117	77	8	21	56	162	0	378
118	35	2	7	40	84	1	387
119	57	0	9	45	111	0	357
120	27	1	6	34	68	0	214
121	39	2	11	44	96	0	271
Sub totals	9,376	455	1,359	8,610	19,800	93	41,227
s. 98 Special	48	5	10	76	139	7	
s. 99 Absentee - in ED	713	47	136	656	1,552	12	
s. 100 Absentee - out of ED	213	10	41	280	544	42	
s. 101 Absentee - advance	52	1	11	88	152	4	
s. 104 Voting in DEO office	113	5	19	131	268	9	
s. 106 Voting by mail	28	0	1	34	63	3	
Grand totals	10,543	523	1,577	9,875	22,518	170	41,227
% of valid votes	46.82%	2.32%	7.00%	43.86%			

Burnaby North (BNN)
Voting results by voting area

Summary

Valid votes - General and advance	19,800	87.93%	Total valid votes
s. 98 Special	139	0.62%	Total valid votes
s. 99 Absentee - in ED	1,552	6.89%	Total valid votes
s. 100 Absentee - out of ED	544	2.41%	Total valid votes
s. 101 Absentee - advance	152	0.68%	Total valid votes
s. 104 Voting in DEO office	268	1.19%	Total valid votes
s. 106 Voting by mail	63	0.28%	Total valid votes

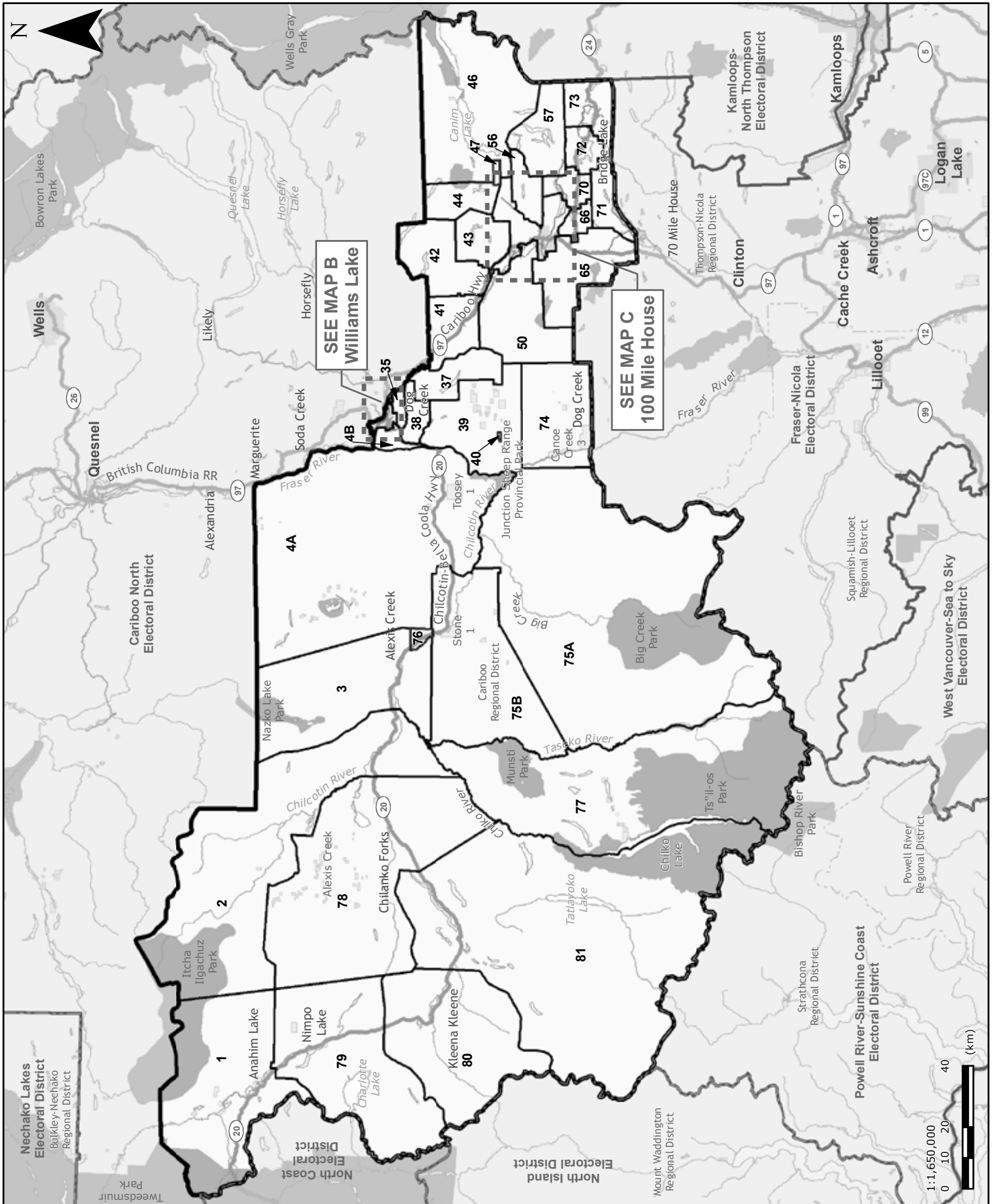
Total valid votes **22,518**

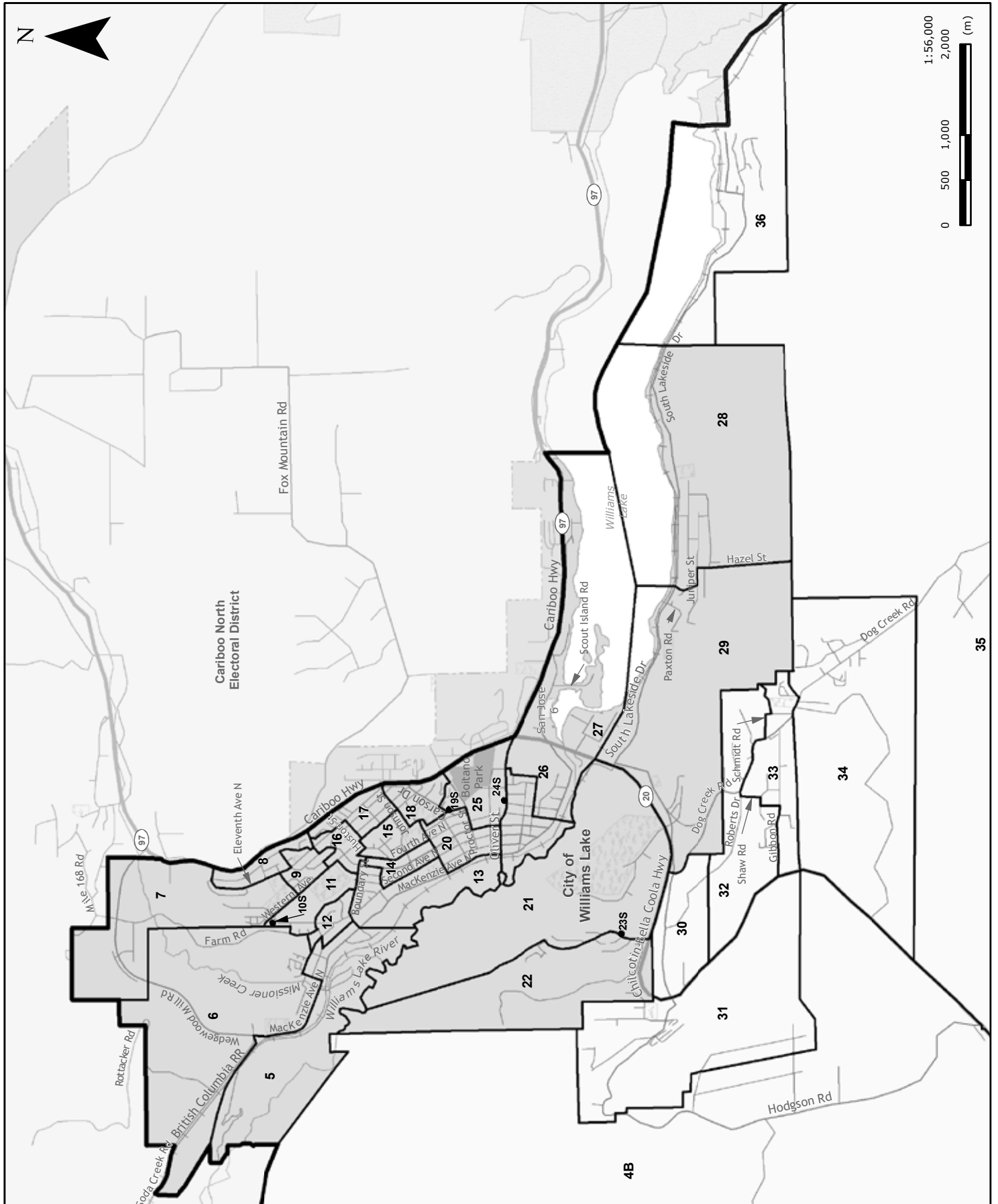
Rejected ballots	170	0.75%	Ballots cast
Registered voters who voted	22,688	55.03%	Registered voters

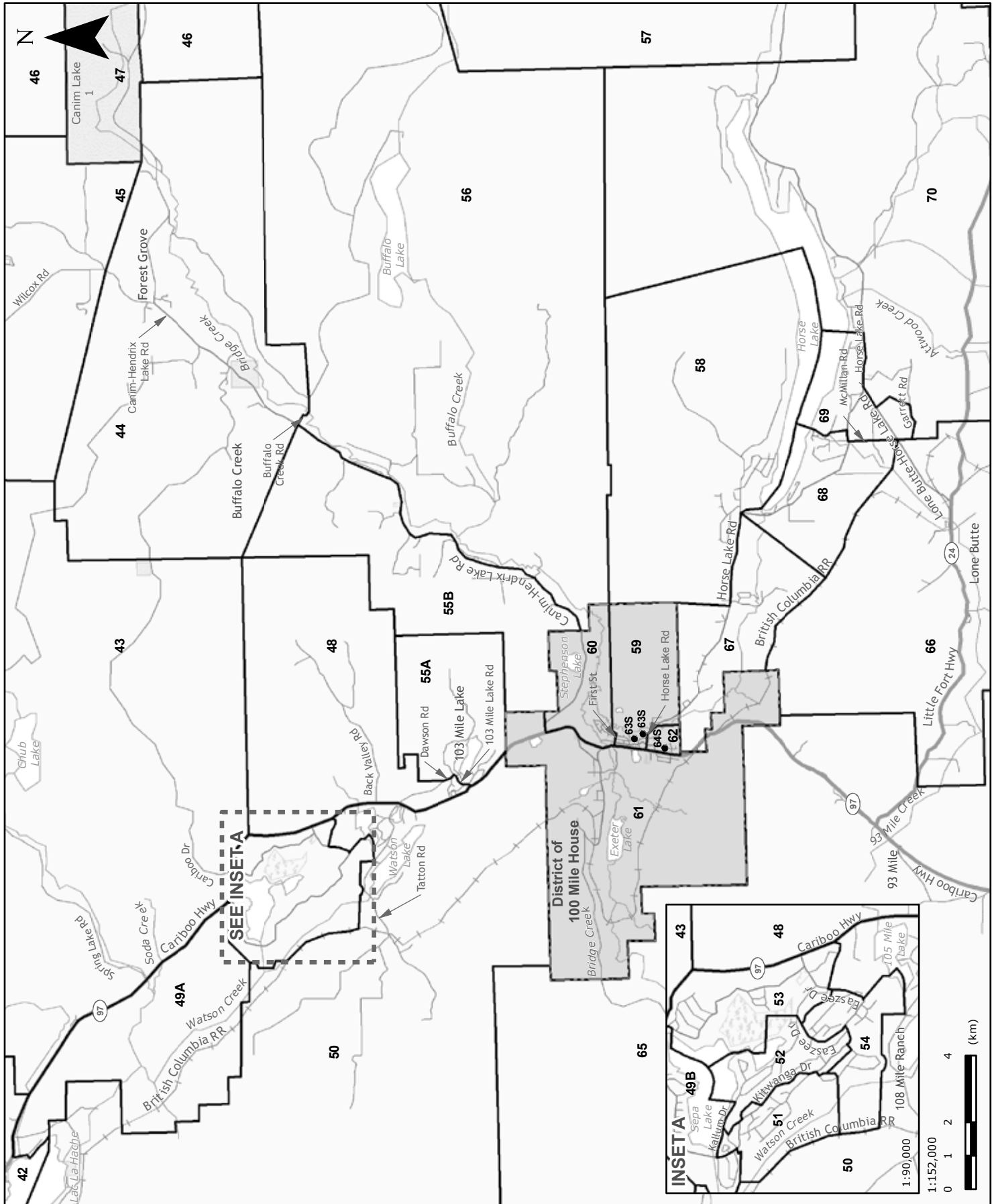
Registered voters **41,227**

Candidate elected: **Richard T. Lee (LIB)**

-
- *1 Voting areas 2S and 26S combined
 - *2 Voting areas 78S and 109S combined
 - *3 Voting areas 98A and 98B combined







Cariboo-Chilcotin (CBC)
Voting results by voting area

Statement of Votes
 40th Provincial General Election
 May 14, 2013

	Donna Barnett	Dustin Victor Price	Charlie Wyse	Gary Young	Total valid votes	Rejected ballots	Registered voters
	LIB	GP	NDP	IND			
Advance voting							
Cariboo Memorial Complex	970	61	662	42	1,735	3	
Creekside Senior Activity Centre	860	76	465	52	1,453	5	
General voting							
Voting area							
1	69	6	88	1	164	0	293
2 *2	-	-	-	-	-	-	25
3	23	1	16	4	44	0	100
4A	19	2	48	0	69	0	184
4B	59	3	13	3	78	0	179
5	30	5	39	2	76	0	304
6	24	4	41	2	71	1	268
7	54	4	53	2	113	0	388
8	80	8	51	7	146	2	355
9	69	2	52	3	126	0	333
10S	38	2	28	3	71	0	164
11	39	4	30	3	76	1	267
12	50	3	49	5	107	0	337
13	47	8	44	0	99	0	300
14	41	2	48	4	95	0	303
15	79	4	32	5	120	1	316
16	41	4	33	3	81	1	255
17	55	5	38	0	98	0	330
18	22	5	29	3	59	1	312
19S *1	50	3	23	9	85	2	29
20	46	11	31	5	93	1	308
21	133	5	35	4	177	0	381
22	125	3	28	8	164	2	355
23S *1	-	-	-	-	-	-	41
24S *1	-	-	-	-	-	-	32
25	37	5	19	6	67	0	226
26	31	4	20	2	57	1	234
27	62	2	29	6	99	1	231
28	95	9	43	6	153	0	344
29	76	8	19	3	106	1	317
30	64	1	25	3	93	0	245
31	73	8	35	13	129	1	286
32	87	6	28	6	127	0	296
33	71	5	31	8	115	0	306
34	112	5	56	9	182	1	377
35	104	5	45	6	160	0	416
36	79	2	27	8	116	0	263
37	74	3	32	5	114	1	221
38	94	5	35	5	139	0	290
39	63	8	18	4	93	0	272

Cariboo-Chilcotin (CBC)
Voting results by voting area

Voting area (continued)	Donna Barnett	Dustin Victor Price	Charlie Wyse	Gary Young	Total valid votes	Rejected ballots	Registered voters
	LIB	GP	NDP	IND			
40	11	9	122	2	144	0	218
41	117	14	30	17	178	0	335
42	95	12	50	11	168	2	321
43	49	7	18	5	79	0	160
44	52	13	20	4	89	0	182
45	79	9	60	12	160	0	314
46	102	16	46	6	170	1	333
47	11	12	46	1	70	0	171
48	42	5	24	2	73	0	240
49A	25	0	16	4	45	0	93
49B	77	8	51	5	141	0	279
50	100	9	36	7	152	1	355
51	115	6	39	4	164	0	347
52	133	11	56	5	205	0	384
53	123	9	44	6	182	0	342
54	114	13	52	5	184	0	370
55A	39	5	16	3	63	0	207
55B	25	4	15	3	47	0	183
56	63	11	35	2	111	0	311
57	84	17	63	8	172	0	311
58	102	8	54	9	173	2	387
59	64	18	40	2	124	0	289
60	66	3	38	2	109	0	359
61	52	5	23	4	84	0	271
62	79	6	28	5	118	1	314
63S *1	-	-	-	-	-	-	74
64S *1	-	-	-	-	-	-	28
65	68	14	39	4	125	0	332
66	92	14	37	10	153	1	328
67	76	6	36	6	124	2	316
68	92	7	25	2	126	0	316
69	76	10	43	3	132	0	310
70	133	9	51	9	202	0	362
71	79	1	40	5	125	0	276
72	108	10	50	4	172	0	309
73	100	13	55	8	176	1	309
74	7	1	27	0	35	0	80
75A	21	1	7	0	29	0	38
75B	26	3	58	0	87	1	178
76	8	5	127	1	141	0	245
77	1	5	91	1	98	0	135
78 *2	24	7	62	2	95	0	152
79	28	6	15	1	50	0	87
80 *3	-	-	-	-	-	-	12
81 *3	49	8	30	5	92	0	139
Sub totals	6,952	657	4,253	455	12,317	38	21,585

Cariboo-Chilcotin (CBC)
Voting results by voting area

Statement of Votes
 40th Provincial General Election
 May 14, 2013

	Donna Barnett	Dustin Victor Price	Charlie Wyse	Gary Young	Total valid votes	Rejected ballots	Registered voters
	LIB	GP	NDP	IND			
s. 98 Special	52	10	29	5	96	3	
s. 99 Absentee - in ED	328	55	223	20	626	1	
s. 100 Absentee - out of ED	76	6	46	4	132	11	
s. 101 Absentee - advance	32	3	21	4	60	2	
s. 104 Voting in DEO office	229	12	156	15	412	13	
s. 106 Voting by mail	10	4	12	0	26	0	
Grand totals	7,679	747	4,740	503	13,669	68	21,585
% of valid votes	56.18%	5.46%	34.68%	3.68%			

Summary

Valid votes - General and advance	12,317	90.11%	Total valid votes
s. 98 Special	96	0.70%	Total valid votes
s. 99 Absentee - in ED	626	4.58%	Total valid votes
s. 100 Absentee - out of ED	132	0.97%	Total valid votes
s. 101 Absentee - advance	60	0.44%	Total valid votes
s. 104 Voting in DEO office	412	3.01%	Total valid votes
s. 106 Voting by mail	26	0.19%	Total valid votes

Total valid votes 13,669

Rejected ballots	68	0.50%	Ballots cast
Registered voters who voted	13,737	63.64%	Registered voters

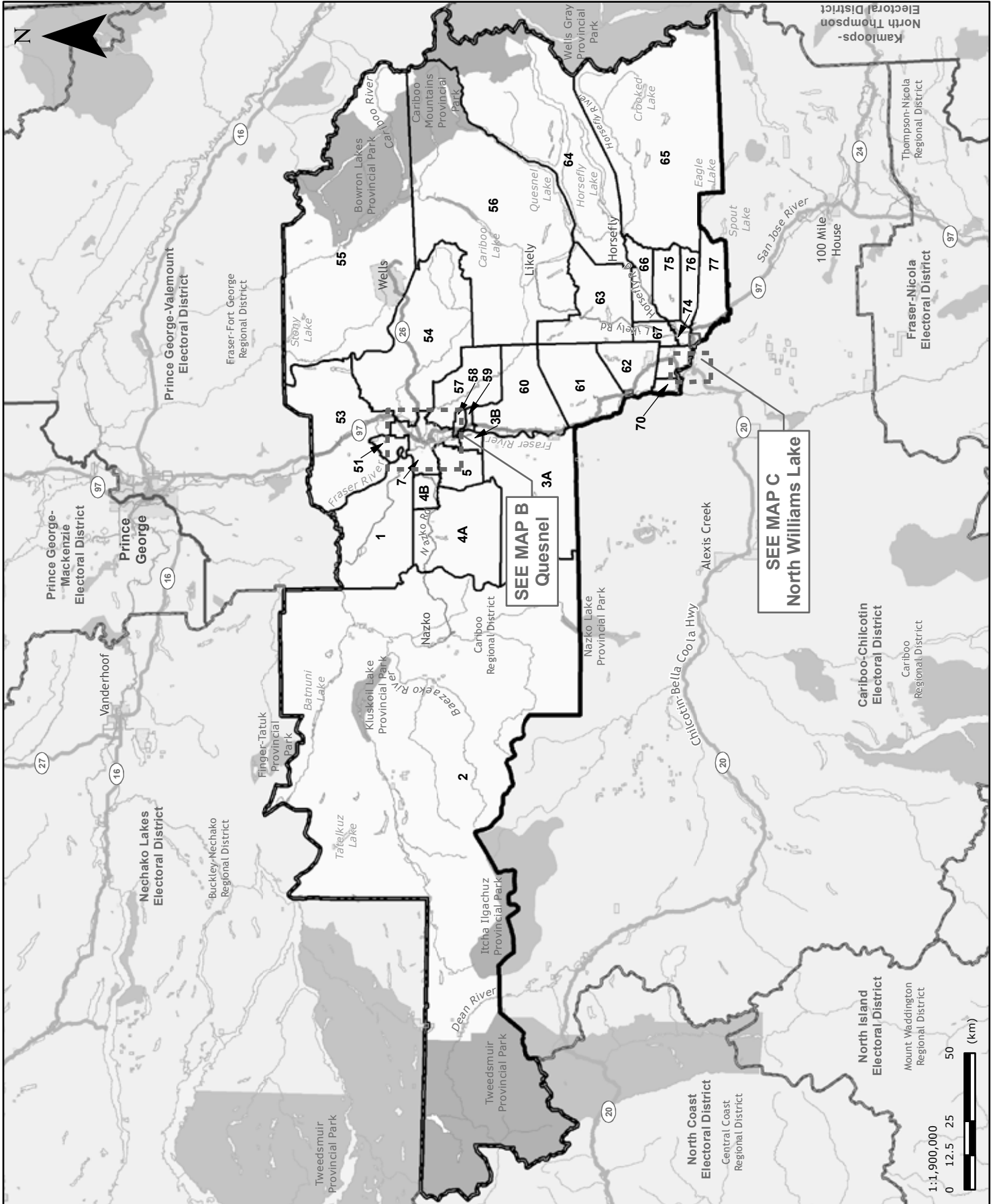
Registered voters 21,585

Candidate elected: Donna Barnett (LIB)

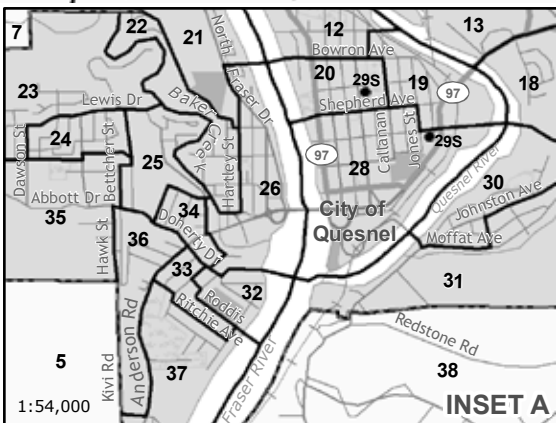
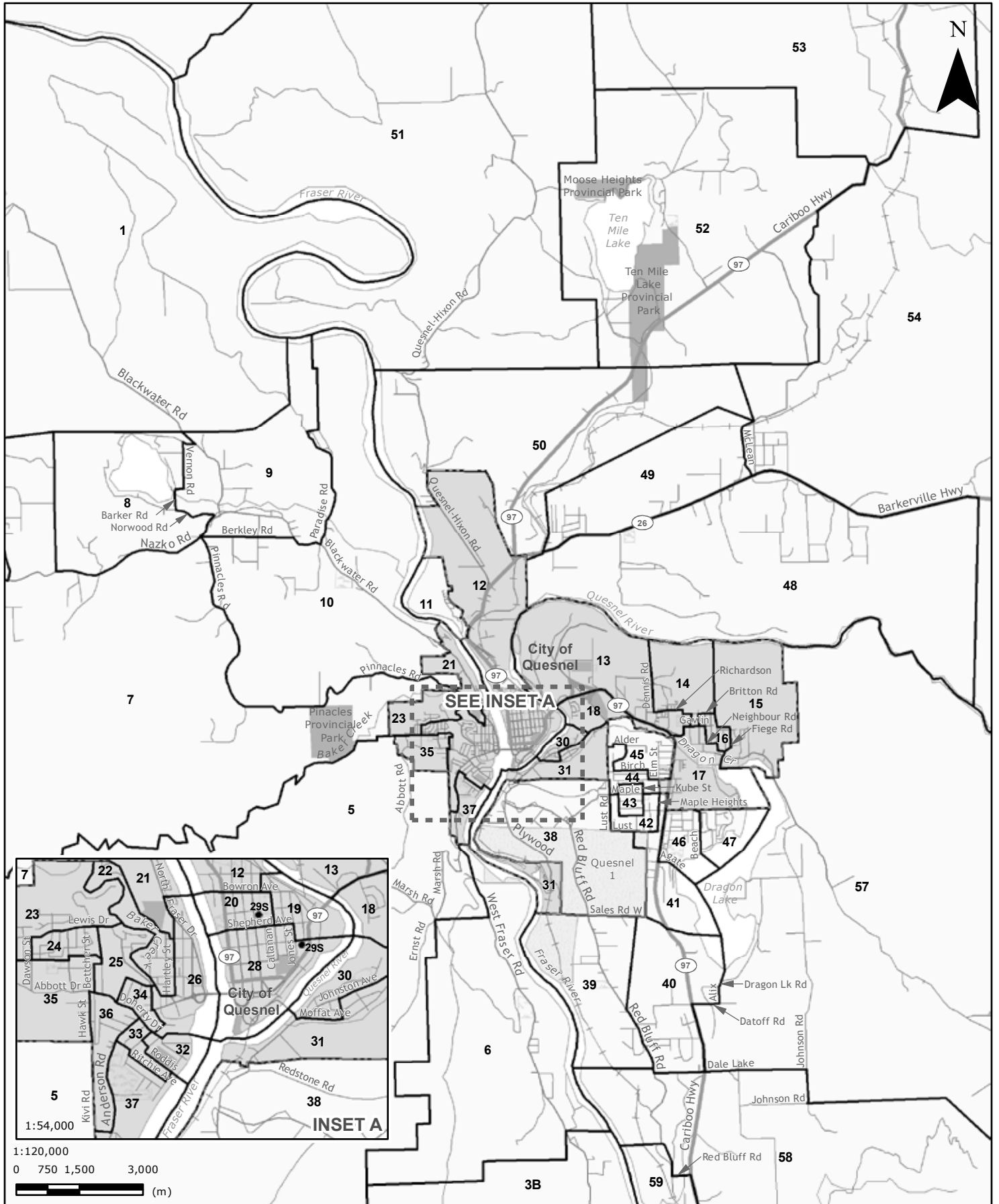
*1 Voting areas 19S, 23S, 24S, 63S and 64S combined

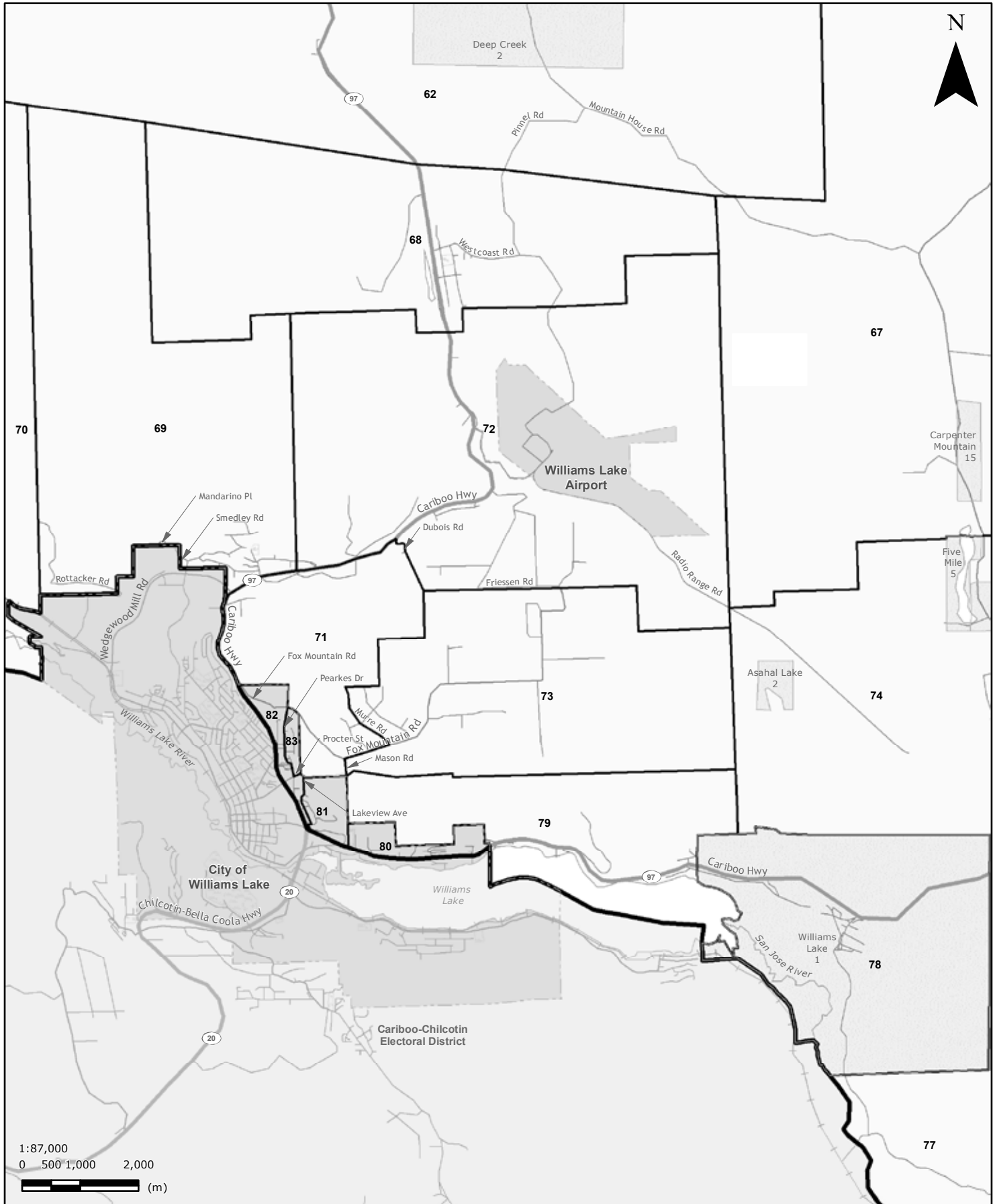
*2 Voting areas 2 and 78 combined

*3 Voting areas 80 and 81 combined



**Cariboo North (CBN)
MAP B - Quesnel**





Cariboo North (CBN)
Voting results by voting area

Statement of Votes
 40th Provincial General Election
 May 14, 2013

	Duncan Barnett	Coralee Oakes	Bob Simpson	Total valid votes	Rejected ballots	Registered voters
	NDP	LIB	IND			
Advance voting						
Overlander Hotel & Convention Centre	173	396	223	792	0	
Quesnel & District Senior Centre	592	937	876	2,405	5	
General voting						
Voting area						
1	18	39	27	84	0	200
2	17	11	35	63	0	121
3A	14	21	25	60	0	143
3B	8	18	22	48	0	113
4A	7	27	26	60	0	150
4B	15	31	40	86	0	194
5	29	58	53	140	4	331
6	30	52	50	132	0	312
7	20	35	76	131	1	340
8	19	74	49	142	0	309
9	23	52	75	150	0	324
10	20	42	53	115	0	322
11	16	7	18	41	0	114
12	16	29	46	91	0	277
13	26	55	47	128	0	308
14	40	70	38	148	0	342
15	19	63	54	136	0	283
16	29	88	75	192	0	348
17	27	67	70	164	1	381
18	16	41	58	115	0	254
19	17	39	50	106	0	263
20	20	31	33	84	0	260
21	21	36	31	88	0	265
22	30	28	34	92	0	289
23	26	35	78	139	0	335
24	31	44	62	137	1	310
25	13	30	36	79	0	330
26	13	20	25	58	0	277
28	24	53	40	117	0	331
29S	13	23	16	52	2	80
30	19	53	66	138	3	281
31	23	44	54	121	1	296
32	31	16	41	88	0	207
33	30	27	29	86	0	260
34	25	16	18	59	1	253
35	32	23	44	99	0	335
36	25	30	31	86	0	307
37	46	37	38	121	2	339
38	36	66	67	169	2	351
39	34	59	65	158	0	362

Voting area (continued)	Duncan Barnett	Coralee Oakes	Bob Simpson	Total valid votes	Rejected ballots	Registered voters
	NDP	LIB	IND			
40	25	61	66	152	1	339
41	35	43	57	135	1	339
42	29	59	54	142	0	353
43	24	53	47	124	1	281
44	28	51	41	120	1	309
45	31	68	36	135	1	341
46	30	64	50	144	0	316
47	18	45	68	131	0	322
48	37	48	56	141	1	316
49	15	50	55	120	1	323
50	17	35	28	80	0	251
51	18	40	33	91	0	216
52	40	88	72	200	1	379
53	14	18	25	57	0	137
54	17	61	47	125	0	331
55	23	15	72	110	0	211
56	21	73	66	160	0	283
57	21	52	89	162	0	414
58	37	40	50	127	1	326
59	23	63	71	157	3	330
60	30	62	66	158	0	334
61	32	90	78	200	0	376
62	55	37	28	120	0	252
63	25	73	89	187	0	371
64	45	104	68	217	1	353
65	8	30	31	69	1	113
66	30	79	75	184	0	298
67	14	48	12	74	0	135
68	27	84	35	146	0	332
69	35	70	37	142	0	332
70	9	21	16	46	0	156
71	14	42	16	72	0	178
72	15	49	19	83	2	277
73	28	82	35	145	1	308
74	24	111	50	185	0	381
75	35	51	61	147	0	318
76	34	117	62	213	0	391
77	34	115	46	195	1	425
78	46	13	9	68	0	134
79	19	48	27	94	0	209
80	22	65	27	114	0	351
81	29	41	24	94	0	252
82	19	49	19	87	1	297
83	25	28	28	81	0	251
Sub totals	2,840	5,459	4,935	13,234	42	23,838

**Cariboo North (CBN)
Voting results by voting area**

Statement of Votes
40th Provincial General Election
May 14, 2013

	Duncan Barnett	Coralee Oakes	Bob Simpson	Total valid votes	Rejected ballots	Registered voters
	NDP	LIB	IND			
s. 98 Special	25	93	33	151	3	
s. 99 Absentee - in ED	89	136	165	390	7	
s. 100 Absentee - out of ED	34	68	41	143	25	
s. 101 Absentee - advance	14	40	24	78	1	
s. 104 Voting in DEO office	28	67	58	153	3	
s. 106 Voting by mail	6	4	8	18	0	
Grand totals	3,036	5,867	5,264	14,167	81	23,838
% of valid votes	21.43%	41.41%	37.16%			

Summary

Valid votes - General and advance	13,234	93.41%	Total valid votes
s. 98 Special	151	1.07%	Total valid votes
s. 99 Absentee - in ED	390	2.75%	Total valid votes
s. 100 Absentee - out of ED	143	1.01%	Total valid votes
s. 101 Absentee - advance	78	0.55%	Total valid votes
s. 104 Voting in DEO office	153	1.08%	Total valid votes
s. 106 Voting by mail	18	0.13%	Total valid votes

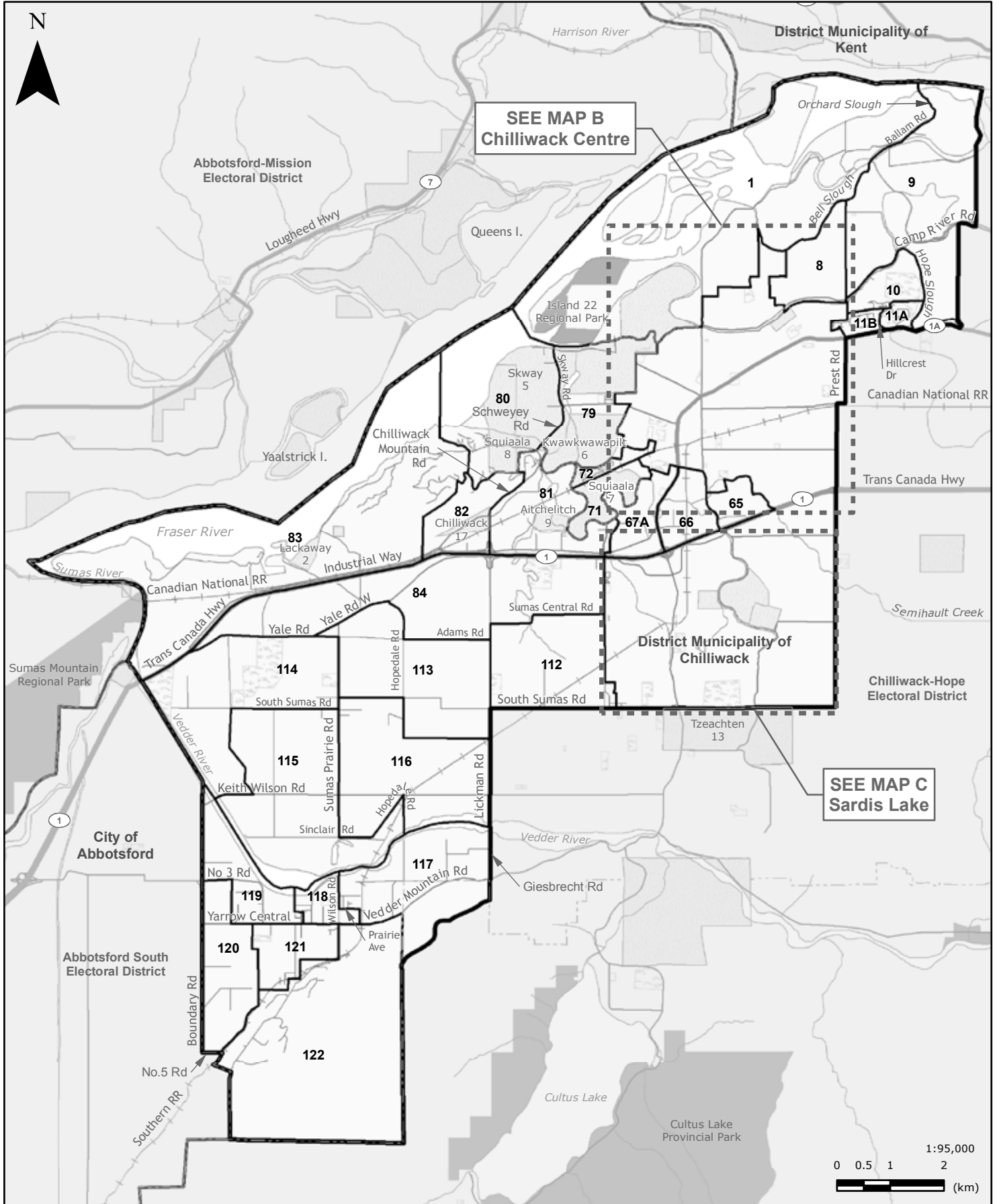
Total valid votes 14,167

Rejected ballots	81	0.57%	Ballots cast
Registered voters who voted	14,248	59.77%	Registered voters

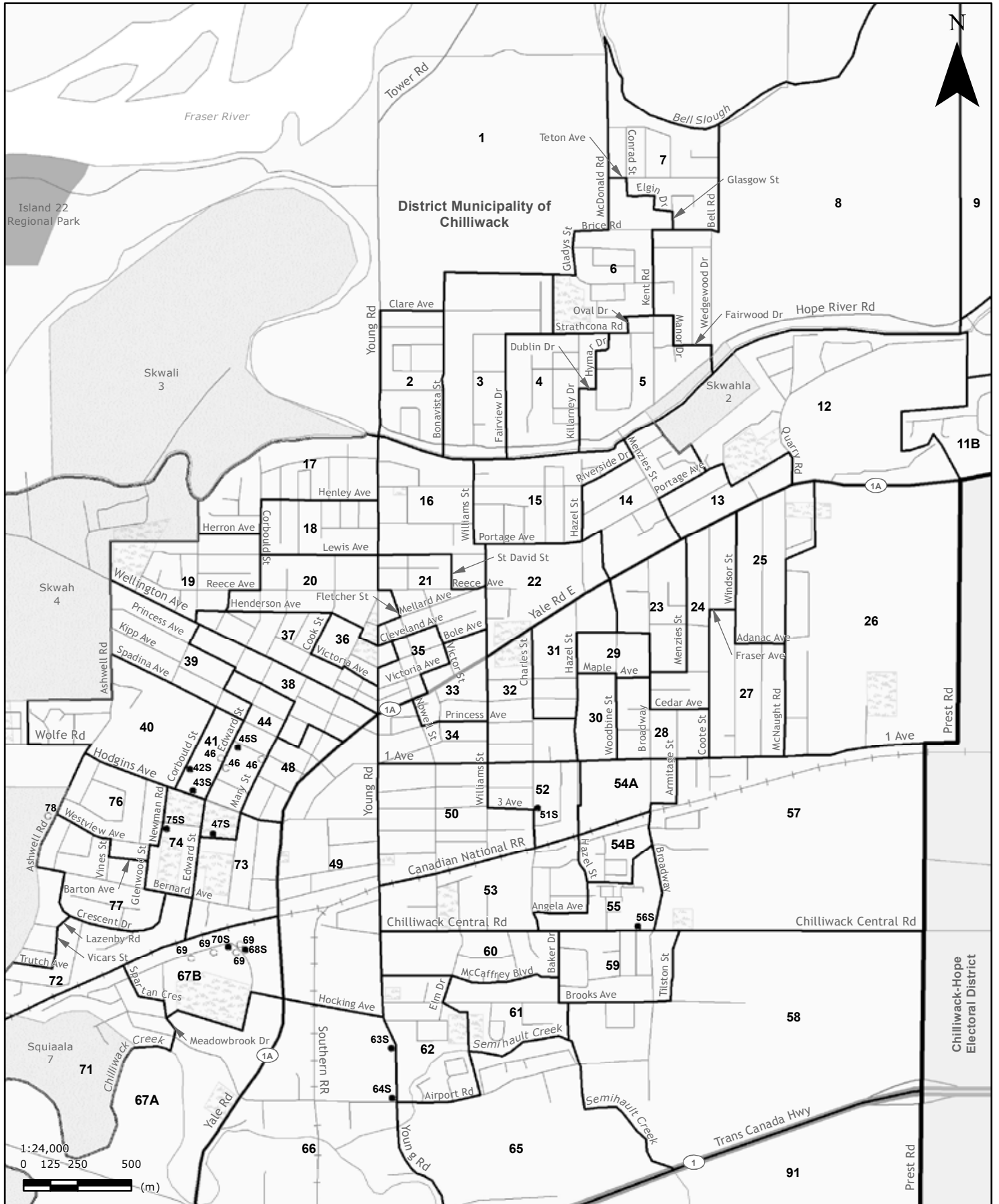
Registered voters 23,838

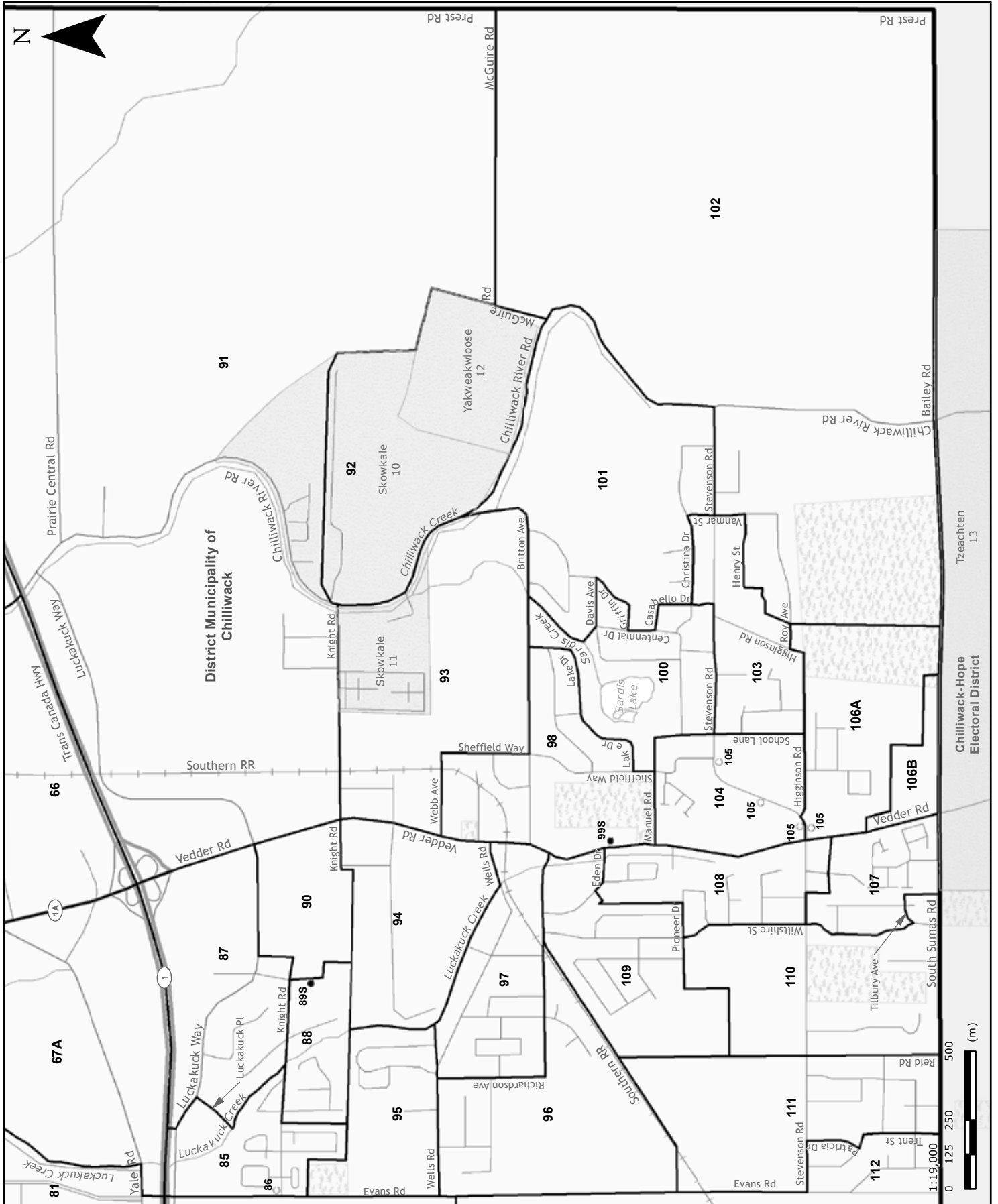
Candidate elected: Coralee Oakes (LIB)

Following a redistribution of voting areas, voting area number 27S was not used in Cariboo North for the 40th Provincial General Election and is therefore not included in the list of voting area results on the preceding pages.



**Chilliwack (CHC)
MAP B - Chilliwack Centre**





Chilliwack (CHC)
Voting results by voting area

Statement of Votes
 40th Provincial General Election
 May 14, 2013

	Chad Elton Eros CP	Michael Raymond Halliday BCEX	Patti MacAhonc NDP	John Martin LIB	Kim Reimer GP	Total valid votes	Rejected ballots	Registered voters
Advance voting								
Evergreen Hall - Cheam Room	426	24	1,372	1,676	275	3,773	8	
General voting								
Voting area								
1	24	0	26	108	8	166	0	354
2	24	0	47	55	18	144	0	338
3	13	0	54	98	20	185	0	369
4	20	3	54	90	19	186	2	371
5	19	0	59	78	10	166	0	358
6	19	0	50	66	12	147	0	371
7	20	3	60	74	14	171	2	361
8	32	1	33	93	17	176	1	360
9	16	0	34	129	12	191	0	330
10	7	0	21	71	11	110	0	204
11A	10	1	18	65	11	105	0	235
11B	14	1	41	83	9	148	0	317
12	27	1	66	94	16	204	2	405
13	13	0	65	55	23	156	0	356
14	15	2	41	36	13	107	0	308
15	16	0	53	81	12	162	0	379
16	10	1	47	27	13	98	0	351
17	13	0	42	70	13	138	0	367
18	15	0	34	37	4	90	0	333
19	18	3	52	51	14	138	0	360
20	2	3	32	44	17	98	0	345
21	7	2	38	18	3	68	0	296
22	7	0	27	24	9	67	0	280
23	14	1	48	55	9	127	0	321
24	15	1	43	60	22	141	2	339
25	12	1	51	54	9	127	1	336
26	20	1	28	72	17	138	0	322
27	8	1	45	76	10	140	0	316
28	19	2	59	50	23	153	1	351
29	21	0	42	36	17	116	0	283
30	11	1	29	20	9	70	1	256
31	14	2	29	42	8	95	0	304
32	9	2	45	57	13	126	0	315
33	13	4	39	30	11	97	0	419
34	7	0	24	18	6	55	0	256
35	4	1	20	12	7	44	0	282
36	5	1	21	21	8	56	0	272
37	9	2	35	33	18	97	0	323
38	5	0	27	32	1	65	0	270
39	24	2	58	75	23	182	0	453

Voting area (continued)	Chad Elton Eros	Michael Raymond Halliday	Patti MacAhonic	John Martin	Kim Reimer	Total valid votes	Rejected ballots	Registered voters
	CP	BCEX	NDP	LIB	GP			
40	18	1	40	36	13	108	0	311
41	16	1	30	24	13	84	0	267
42S	2	2	11	33	1	49	2	88
43S	2	0	12	14	2	30	2	69
44	14	1	37	49	16	117	0	421
45S	2	2	8	21	5	38	0	78
46	7	3	23	35	5	73	0	241
47S	9	0	13	15	3	40	2	56
48	13	2	25	35	10	85	0	287
49	13	1	30	37	4	85	0	363
50	10	0	41	45	18	114	0	343
51S *1	12	1	24	28	4	69	1	54
52	15	1	31	20	5	72	0	286
53	21	3	45	57	14	140	1	393
54A	16	0	35	47	8	106	0	277
54B	15	1	22	28	6	72	0	185
55	24	2	40	61	12	139	0	362
56S *1	-	-	-	-	-	-	-	27
57	21	0	32	61	13	127	0	336
58	19	3	40	79	9	150	0	317
59	20	0	42	55	7	124	0	345
60	14	1	28	72	10	125	0	306
61	19	0	51	65	16	151	0	283
62	12	3	36	73	13	137	1	336
63S *2	20	0	14	28	4	66	0	25
64S	9	2	7	34	3	55	2	94
65	8	0	53	52	8	121	0	285
66	8	1	22	73	7	111	0	357
67A	0	3	11	11	10	35	0	176
67B	13	2	50	36	15	116	0	320
68S *2	-	-	-	-	-	-	-	24
69	5	0	19	32	5	61	0	274
70S	11	1	14	29	4	59	1	104
71	9	1	41	45	15	111	0	300
72	22	1	54	50	16	143	0	353
73	15	1	50	50	17	133	0	356
74	14	0	39	58	11	122	1	305
75S *2	-	-	-	-	-	-	-	57
76	15	1	44	44	12	116	0	338
77	30	3	50	69	14	166	0	332
78	12	2	33	43	3	93	0	278
79	13	4	58	40	15	130	0	394
80	18	3	40	89	3	153	1	376
81	8	2	22	45	7	84	0	266
82	12	0	33	66	5	116	0	290
83	10	0	44	90	11	155	0	367
84	11	1	15	121	5	153	1	308
85	17	2	32	55	13	119	2	315
86	21	1	63	54	12	151	0	293
87	16	0	35	85	10	146	0	313

Chilliwack (CHC)
Voting results by voting area

Statement of Votes
 40th Provincial General Election
 May 14, 2013

Voting area (continued)	Chad Elton Eros	Michael Raymond Halliday	Patti MacAhonic	John Martin	Kim Reimer	Total valid votes	Rejected ballots	Registered voters
	CP	BCEX	NDP	LIB	GP			
88	25	0	31	71	9	136	0	340
89S	4	0	7	14	1	26	0	63
90	6	0	26	28	15	75	0	261
91	19	3	41	125	13	201	0	449
92	13	0	44	30	7	94	1	281
93	18	0	41	58	9	126	0	321
94	13	0	33	64	8	118	0	288
95	26	5	43	99	15	188	0	360
96	20	1	31	70	7	129	0	339
97	16	0	49	93	12	170	1	367
98	35	1	43	86	12	177	0	359
99S *1	-	-	-	-	-	-	-	41
100	15	2	52	93	15	177	0	334
101	24	0	54	94	15	187	0	342
102	16	0	55	88	6	165	0	311
103	21	1	58	82	8	170	0	356
104	22	0	66	102	12	202	0	373
105	11	1	43	109	6	170	0	330
106A	26	0	70	110	14	220	0	448
106B	14	1	30	42	10	97	0	237
107	23	2	31	80	17	153	0	384
108	19	0	53	129	12	213	0	363
109	18	1	53	121	6	199	1	362
110	29	1	64	88	11	193	0	356
111	19	3	44	84	8	158	0	330
112	16	1	26	85	13	141	0	329
113	15	0	20	108	16	159	0	295
114	34	0	31	116	9	190	0	343
115	27	0	34	116	17	194	0	343
116	21	1	29	137	9	197	0	354
117	21	2	53	70	11	157	0	340
118	30	2	53	89	12	186	0	334
119	28	2	38	88	9	165	1	300
120	26	3	40	105	14	188	1	315
121	23	0	49	114	21	207	1	378
122	11	1	38	139	15	204	1	361
Sub totals	2,332	160	6,021	9,382	1,610	19,505	44	37,784
s. 98 Special	22	4	69	84	13	192	9	
s. 99 Absentee - in ED	100	13	273	251	94	731	6	
s. 100 Absentee - out of ED	27	1	72	83	24	207	33	
s. 101 Absentee - advance	7	0	29	36	1	73	2	
s. 104 Voting in DEO office	20	1	61	120	19	221	4	
s. 106 Voting by mail	7	2	26	33	5	73	3	
Grand totals	2,515	181	6,551	9,989	1,766	21,002	101	37,784
% of valid votes	11.98%	0.86%	31.19%	47.56%	8.41%			

Summary

Valid votes - General and advance	19,505	92.87%	Total valid votes
s. 98 Special	192	0.91%	Total valid votes
s. 99 Absentee - in ED	731	3.48%	Total valid votes
s. 100 Absentee - out of ED	207	0.99%	Total valid votes
s. 101 Absentee - advance	73	0.35%	Total valid votes
s. 104 Voting in DEO office	221	1.05%	Total valid votes
s. 106 Voting by mail	73	0.35%	Total valid votes

Total valid votes **21,002**

Rejected ballots	101	0.48%	Ballots cast
Registered voters who voted	21,103	55.85%	Registered voters

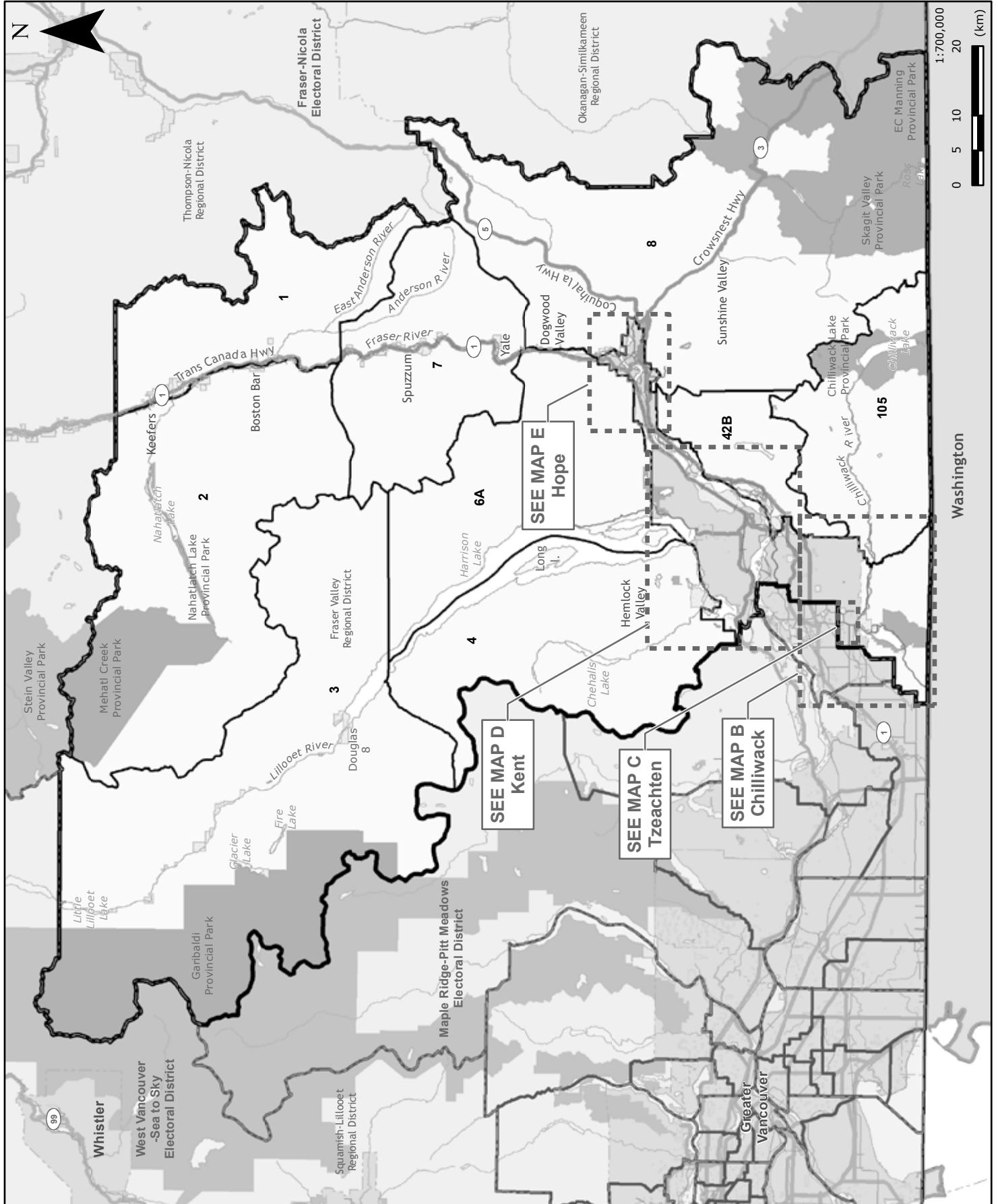
Registered voters **37,784**

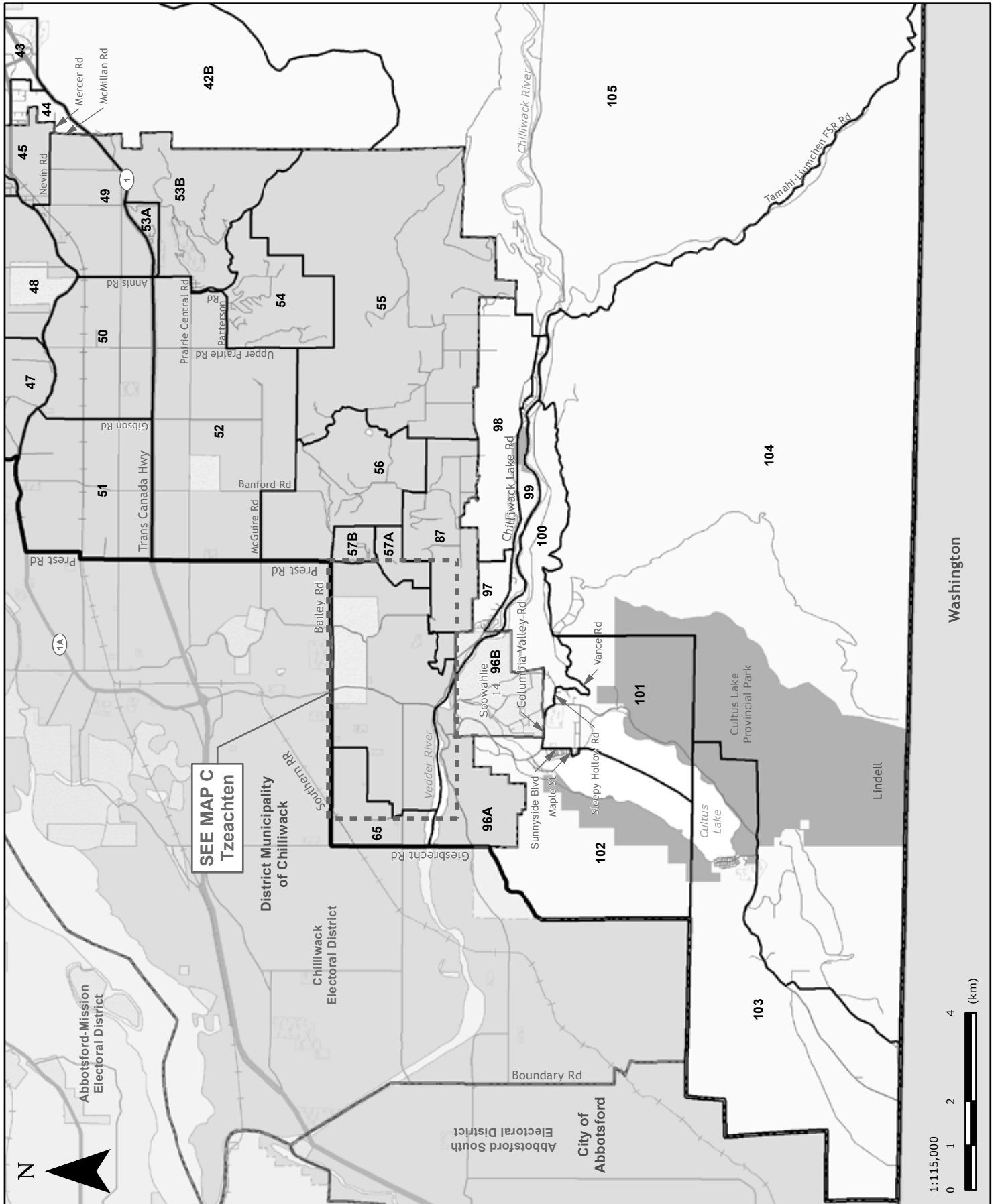
Candidate elected: **John Martin (LIB)**

*1 Voting areas 51S, 56S and 99S combined

*2 Voting areas 63S, 68S and 75S combined

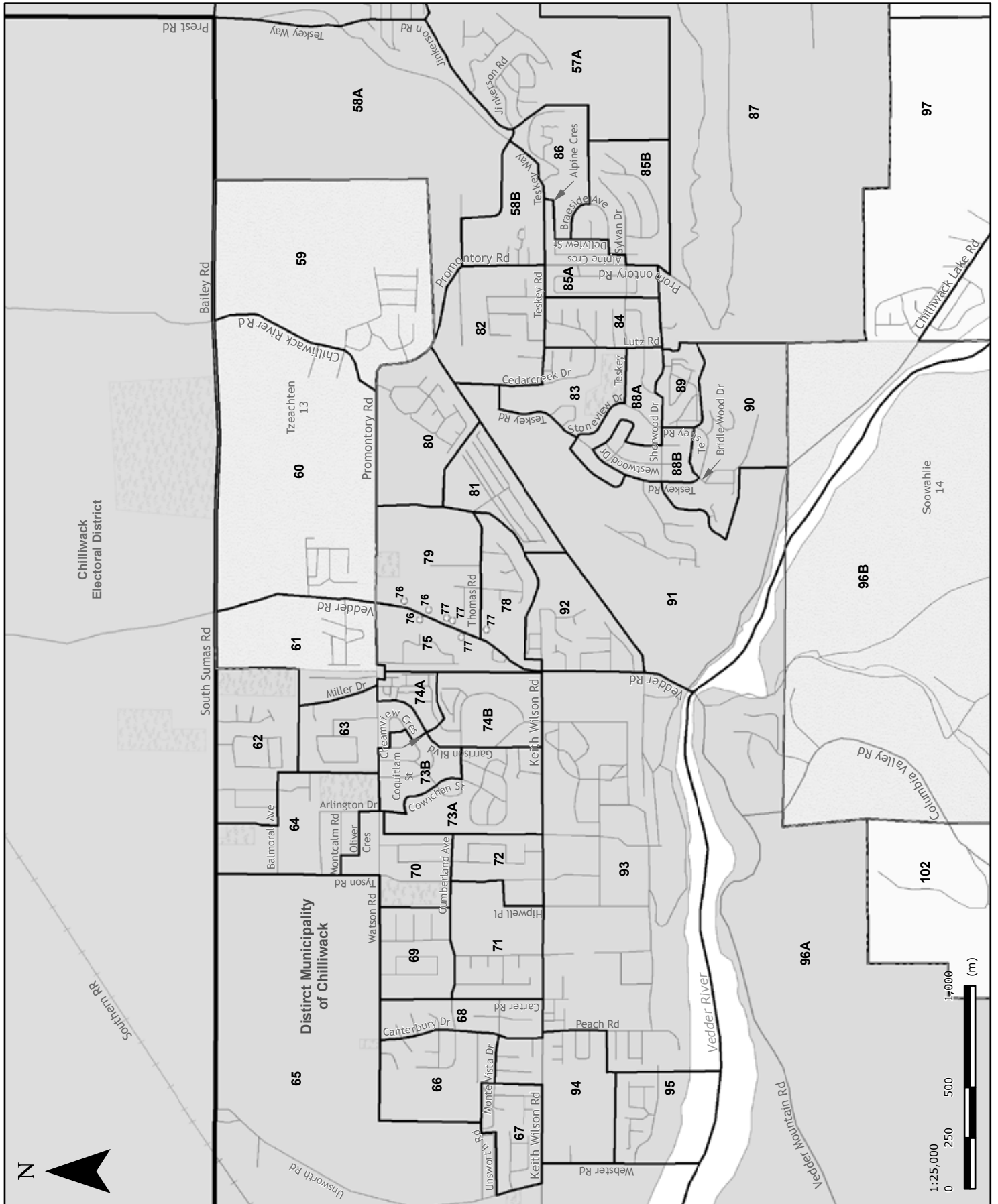
Chilliwack-Hope (CHH)
MAP A - Chilliwack-Hope Electoral District

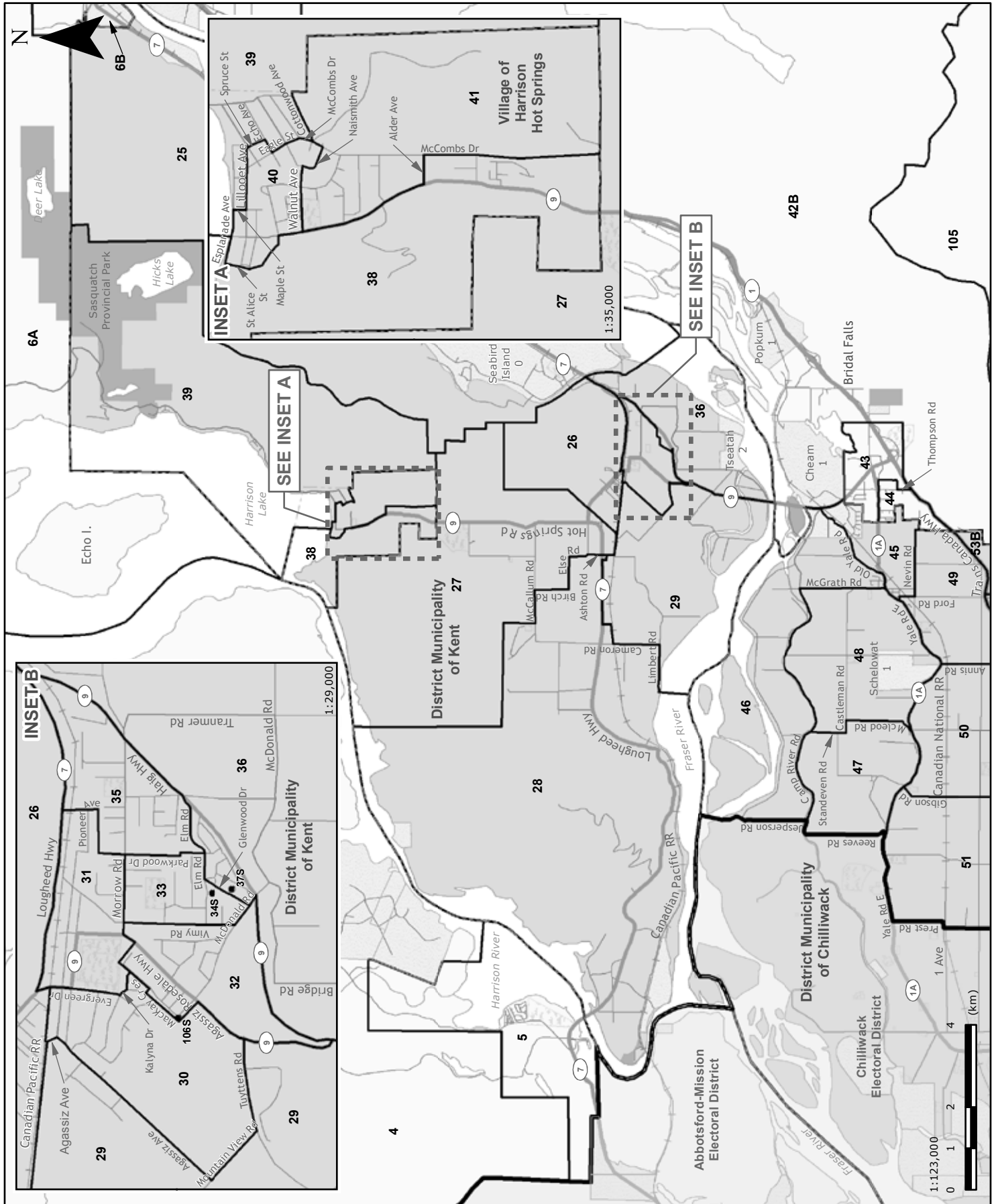




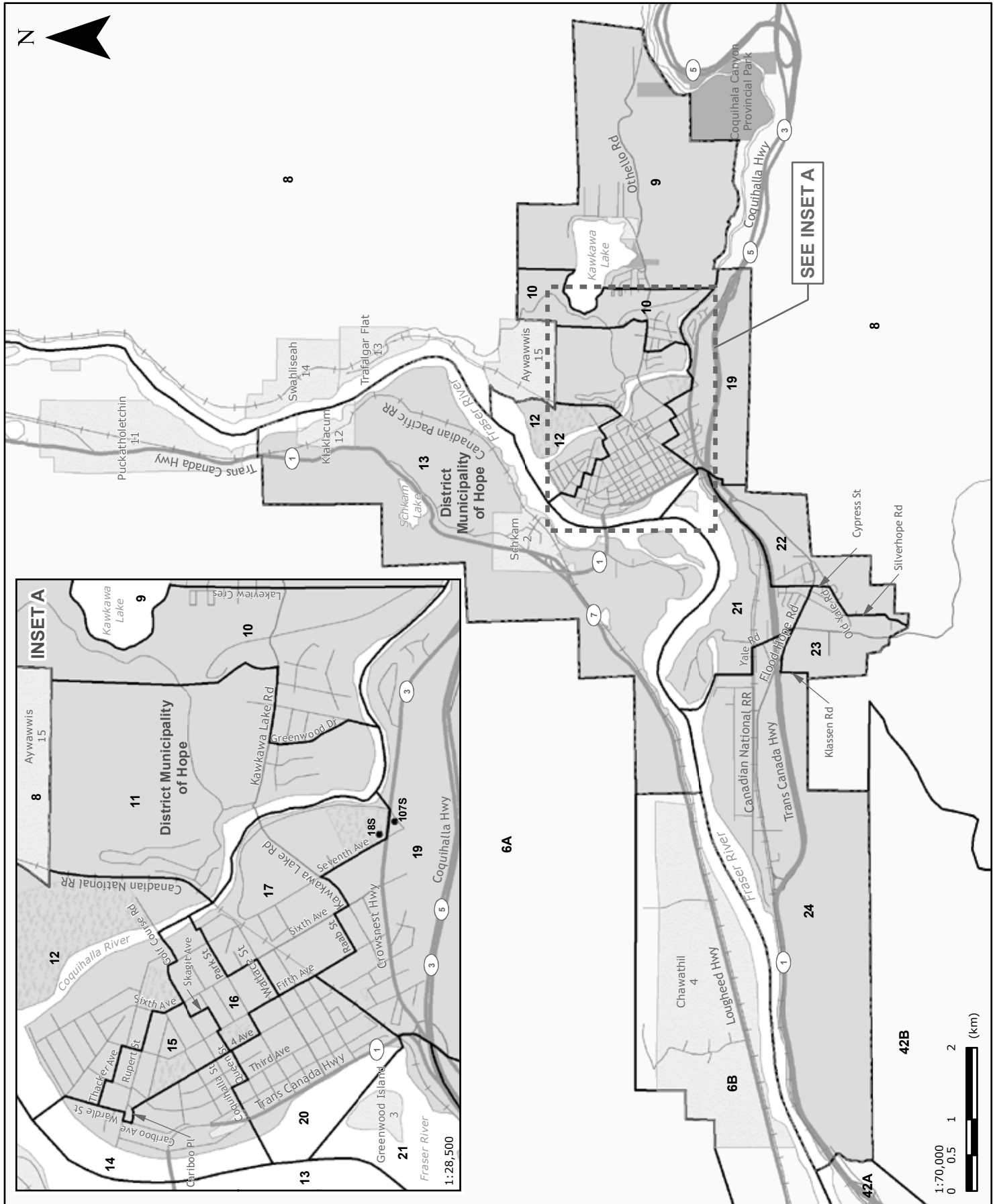
**Chilliwack-Hope (CHH)
MAP C - Tzeachten**

Statement of Votes
40th Provincial General Election
May 14, 2013





**Chilliwack-Hope (CHH)
MAP E - Hope**



	Michael Henshall CP	Ryan Ashley McKinnon IND	Gwen O'Mahony NDP	Laurie Throness LIB	Total valid votes	Rejected ballots	Registered voters
Advance voting							
Agassiz Agricultural Association Hall	95	21	341	518	975	1	
Canyon Lanes Bowling Alley	6	5	71	45	127	0	
Royal Canadian Legion 228	96	52	569	359	1,076	3	
Tzeachten Community Hall	227	82	935	1,312	2,556	10	
General voting							
Voting area							
1	2	7	59	21	89	0	307
2	8	2	23	22	55	0	145
3	6	1	32	9	48	0	68
4	0	5	43	20	68	0	358
5	13	3	47	69	132	0	289
6A *1	14	5	26	27	72	1	167
6B *1	-	-	-	-	-	-	143
7	6	4	45	20	75	1	179
8	5	5	16	19	45	0	129
9	19	3	48	59	129	0	335
10	19	5	58	65	147	0	405
11	11	3	43	45	102	0	340
12	9	6	65	93	173	0	406
13	3	5	20	21	49	2	219
14	12	8	60	61	141	1	369
15	13	9	45	49	116	2	370
16	11	11	46	35	103	1	341
17	13	8	50	51	122	2	361
18S *2	14	9	20	21	64	1	46
19	7	15	49	42	113	0	330
20	4	8	45	36	93	0	346
21	8	6	53	49	116	1	257
22	11	2	55	43	111	0	292
23	10	10	47	38	105	1	285
24	12	5	60	50	127	1	331
25	3	2	27	37	69	0	315
26	25	8	56	82	171	0	359
27	10	6	39	76	131	1	291
28	25	4	31	65	125	0	317
29	18	7	36	62	123	0	315
30	15	2	47	56	120	1	311
31	18	9	60	21	108	1	316
32	28	8	42	88	166	1	424
33	25	9	49	54	137	1	328
34S *2	-	-	-	-	-	-	22
35	9	6	44	61	120	0	305
36	12	1	28	92	133	1	296
37S *2	-	-	-	-	-	-	19
38	21	8	54	53	136	3	279
39	17	3	54	70	144	0	332

Chilliwack-Hope (CHH)
Voting results by voting area

Statement of Votes
 40th Provincial General Election
 May 14, 2013

Voting area (continued)	Michael Henshall	Ryan Ashley McKinnon	Gwen O'Mahony	Laurie Throness	Total valid votes	Rejected ballots	Registered voters
	CP	IND	NDP	LIB			
40	14	8	46	90	158	0	323
41	6	5	55	80	146	0	333
42A	6	4	32	16	58	0	183
42B	24	1	7	37	69	1	140
43	16	6	64	142	228	1	447
44	21	8	37	116	182	0	334
45	11	3	69	54	137	0	324
46	30	6	34	112	182	1	335
47	15	1	29	143	188	0	330
48	20	0	30	119	169	0	333
49	38	5	40	108	191	0	348
50	32	2	22	158	214	1	323
51	18	2	31	123	174	2	305
52	13	8	37	102	160	0	323
53A	16	3	17	76	112	0	249
53B	18	3	28	66	115	0	296
54	15	13	36	75	139	0	355
55	26	8	43	65	142	0	280
56	18	1	42	63	124	0	304
57A	23	6	27	103	159	0	443
57B	12	5	26	61	104	0	345
58A	20	6	30	45	101	1	321
58B	19	3	32	48	102	0	408
59	19	5	53	73	150	0	423
60	10	3	29	39	81	0	264
61	21	6	33	59	119	2	296
62	15	2	46	73	136	0	352
63	18	7	58	61	144	1	381
64	12	7	51	65	135	2	339
65	18	4	31	64	117	0	297
66	17	4	42	77	140	1	333
67	21	4	54	92	171	0	355
68	16	10	57	98	181	0	345
69	17	9	63	88	177	0	359
70	24	7	56	54	141	2	337
71	24	4	58	97	183	2	366
72	11	5	35	53	104	0	316
73A	18	13	72	117	220	1	524
73B	14	8	71	91	184	1	440
74A	12	6	31	52	101	0	230
74B	23	6	69	78	176	0	448
75	7	3	46	31	87	0	262
76	7	7	37	32	83	0	270
77	8	4	29	34	75	0	212
78	15	5	42	38	100	1	302
79	16	2	21	30	69	0	240
80	6	2	54	77	139	0	347
81	8	3	51	85	147	0	405
82	21	8	56	83	168	0	386
83	18	0	49	56	123	0	336

	Michael Henshall	Ryan Ashley McKinnon	Gwen O'Mahony	Laurie Throness	Total valid votes	Rejected ballots	Registered voters
Voting area (continued)	CP	IND	NDP	LIB			
84	16	7	46	77	146	0	350
85A	14	3	39	79	135	0	321
85B	14	6	48	90	158	0	378
86	15	4	50	53	122	2	309
87	11	6	44	65	126	0	337
88A	19	4	49	73	145	1	330
88B	14	3	47	81	145	1	305
89	17	7	38	56	118	0	391
90	11	3	28	69	111	0	336
91	13	1	48	71	133	0	387
92	24	11	73	67	175	0	491
93	23	6	45	73	147	2	386
94	14	6	51	114	185	0	443
95	18	5	44	73	140	1	364
96A	10	10	22	96	138	1	318
96B	6	2	61	3	72	0	154
97	23	9	53	59	144	0	316
98	18	5	52	55	130	0	283
99	17	4	56	56	133	3	304
100	6	15	55	66	142	2	325
101	18	2	65	89	174	0	316
102	12	7	79	75	173	0	318
103	4	9	50	49	112	0	254
104	13	6	26	54	99	0	199
105	7	10	61	47	125	2	239
106S	9	2	8	28	47	1	70
107S *2	-	-	-	-	-	-	30
Sub totals	2,093	782	6,884	9,533	19,292	73	35,848
s. 98 Special	9	6	105	34	154	6	
s. 99 Absentee - in ED	38	25	125	165	353	1	
s. 100 Absentee - out of ED	25	16	105	116	262	24	
s. 101 Absentee - advance	4	2	30	52	88	1	
s. 104 Voting in DEO office	25	2	101	131	259	10	
s. 106 Voting by mail	8	0	14	22	44	2	
Grand totals	2,202	833	7,364	10,053	20,452	117	35,848
% of valid votes	10.77%	4.07%	36.01%	49.15%			

Chilliwack-Hope (CHH)
Voting results by voting area

Summary

Valid votes - General and advance	19,292	94.33%	Total valid votes
s. 98 Special	154	0.75%	Total valid votes
s. 99 Absentee - in ED	353	1.72%	Total valid votes
s. 100 Absentee - out of ED	262	1.28%	Total valid votes
s. 101 Absentee - advance	88	0.43%	Total valid votes
s. 104 Voting in DEO office	259	1.27%	Total valid votes
s. 106 Voting by mail	44	0.22%	Total valid votes

Total valid votes **20,452**

Rejected ballots	117	0.57%	Ballots cast
Registered voters who voted	20,569	57.38%	Registered voters

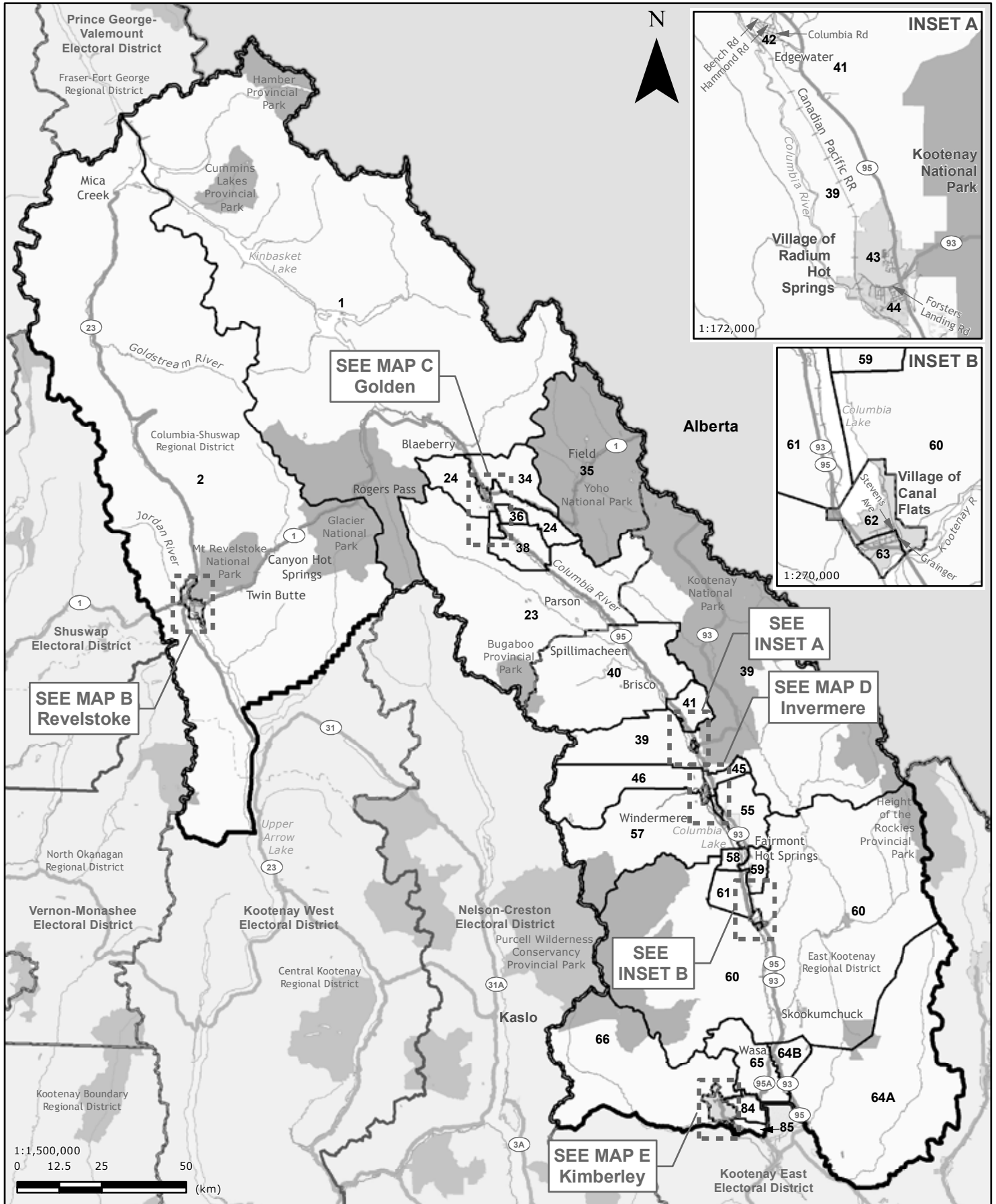
Registered voters **35,848**

Candidate elected: **Laurie Throness (LIB)**

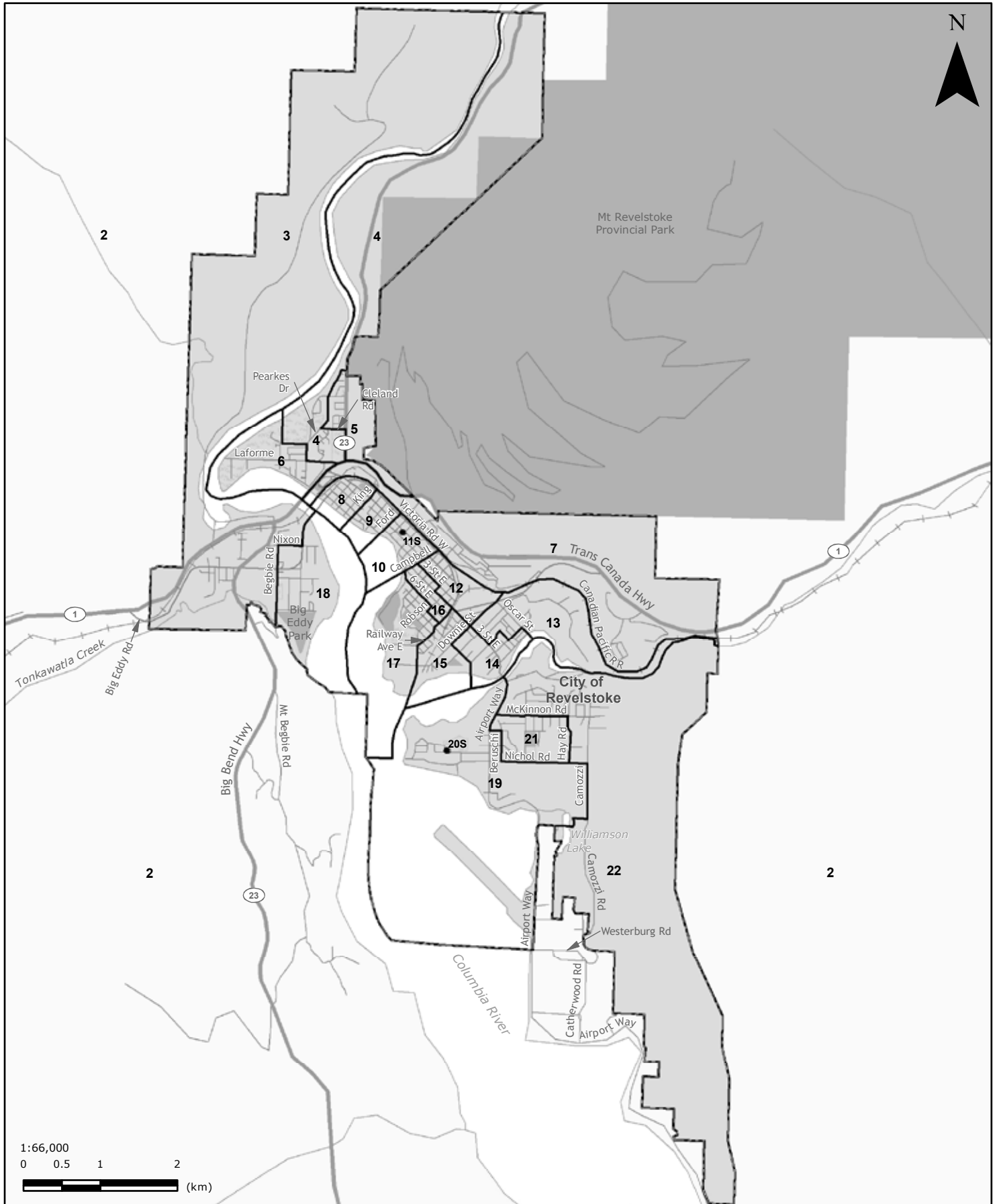
*1 Voting areas 6A and 6B combined

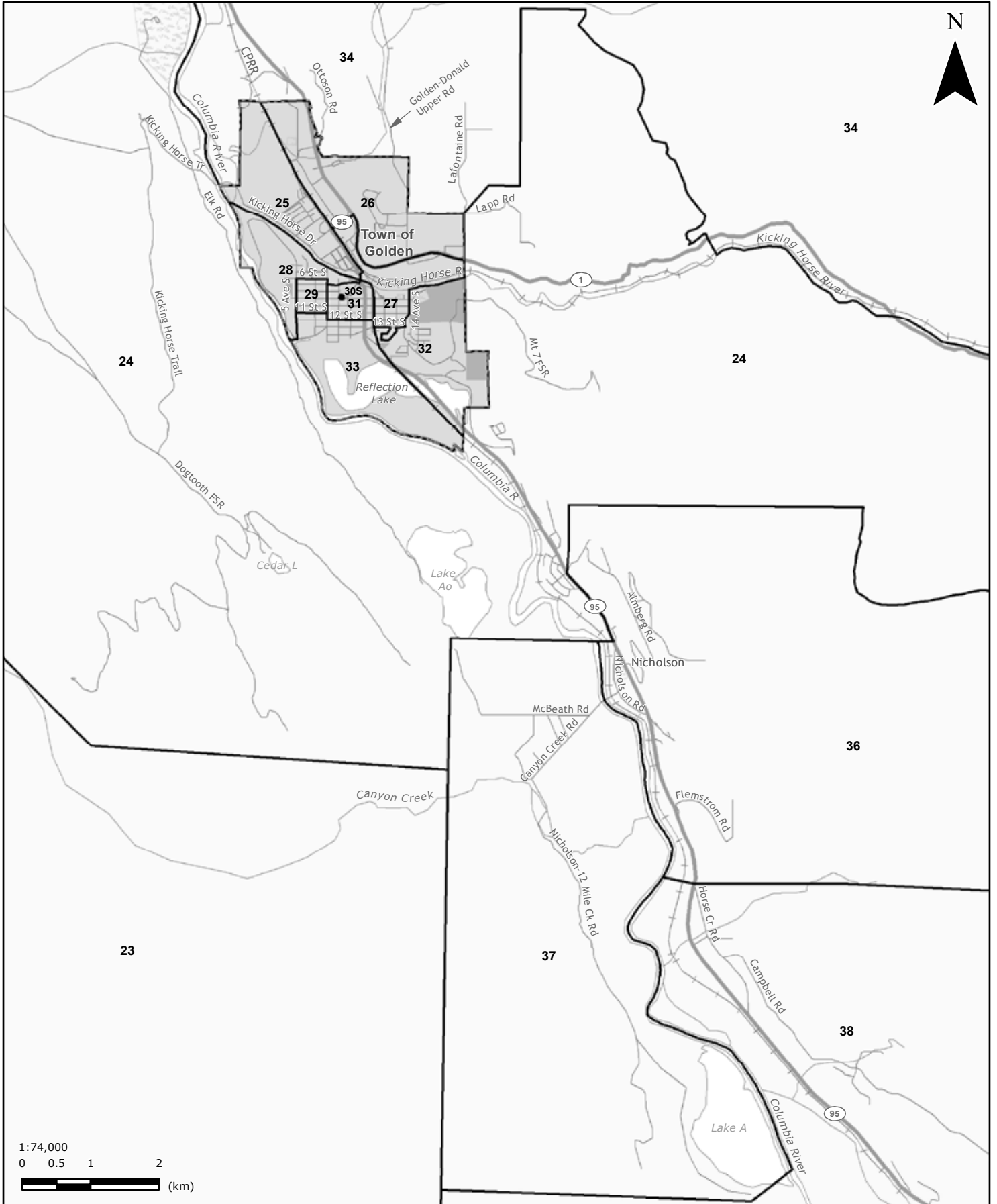
*2 Voting areas 18S, 34S, 37S and 107S combined

**Columbia River-Revelstoke (CLR)
 MAP A - Columbia River-Revelstoke Electoral District**



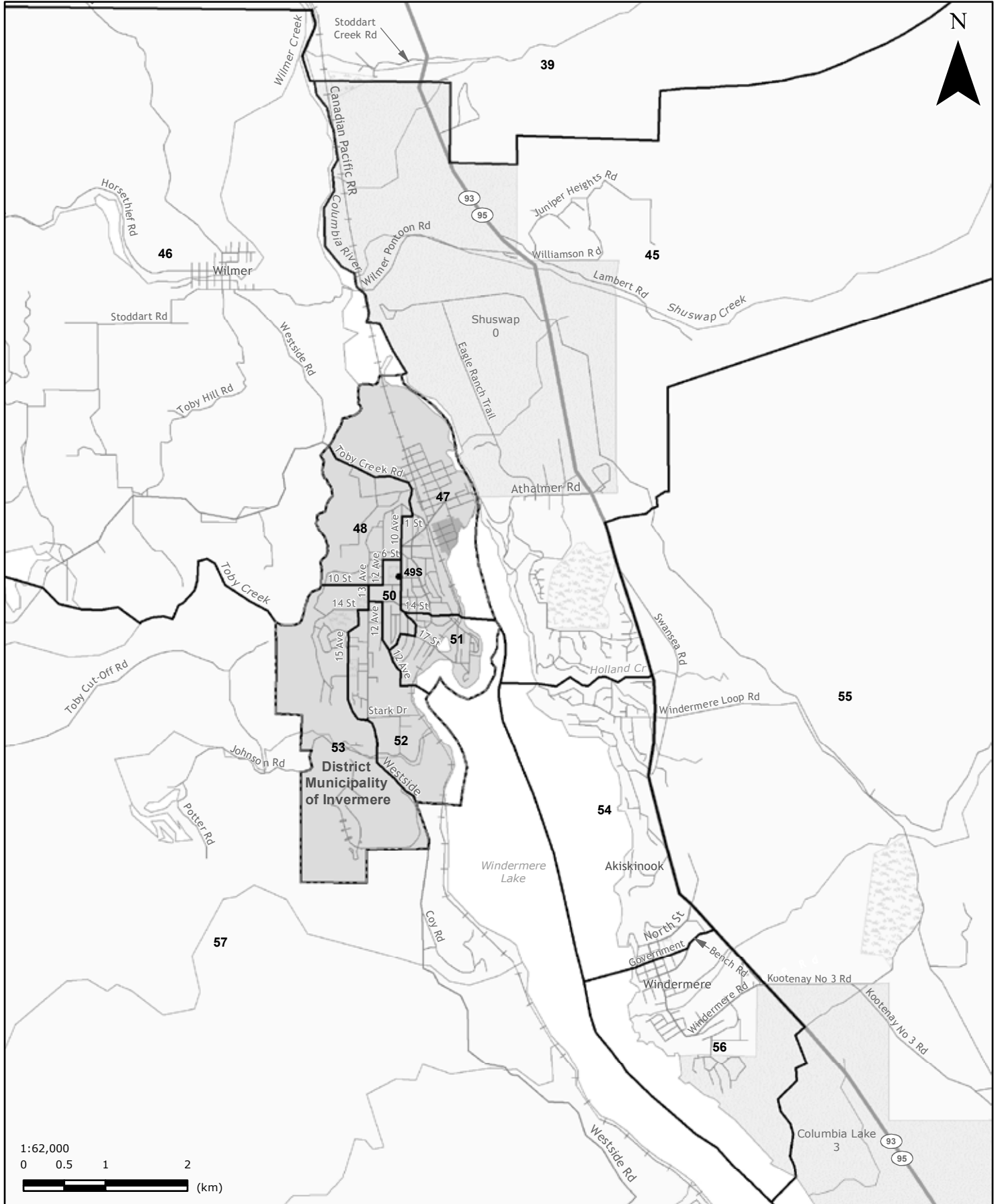
Columbia River-Revelstoke (CLR)
MAP B - Revelstoke

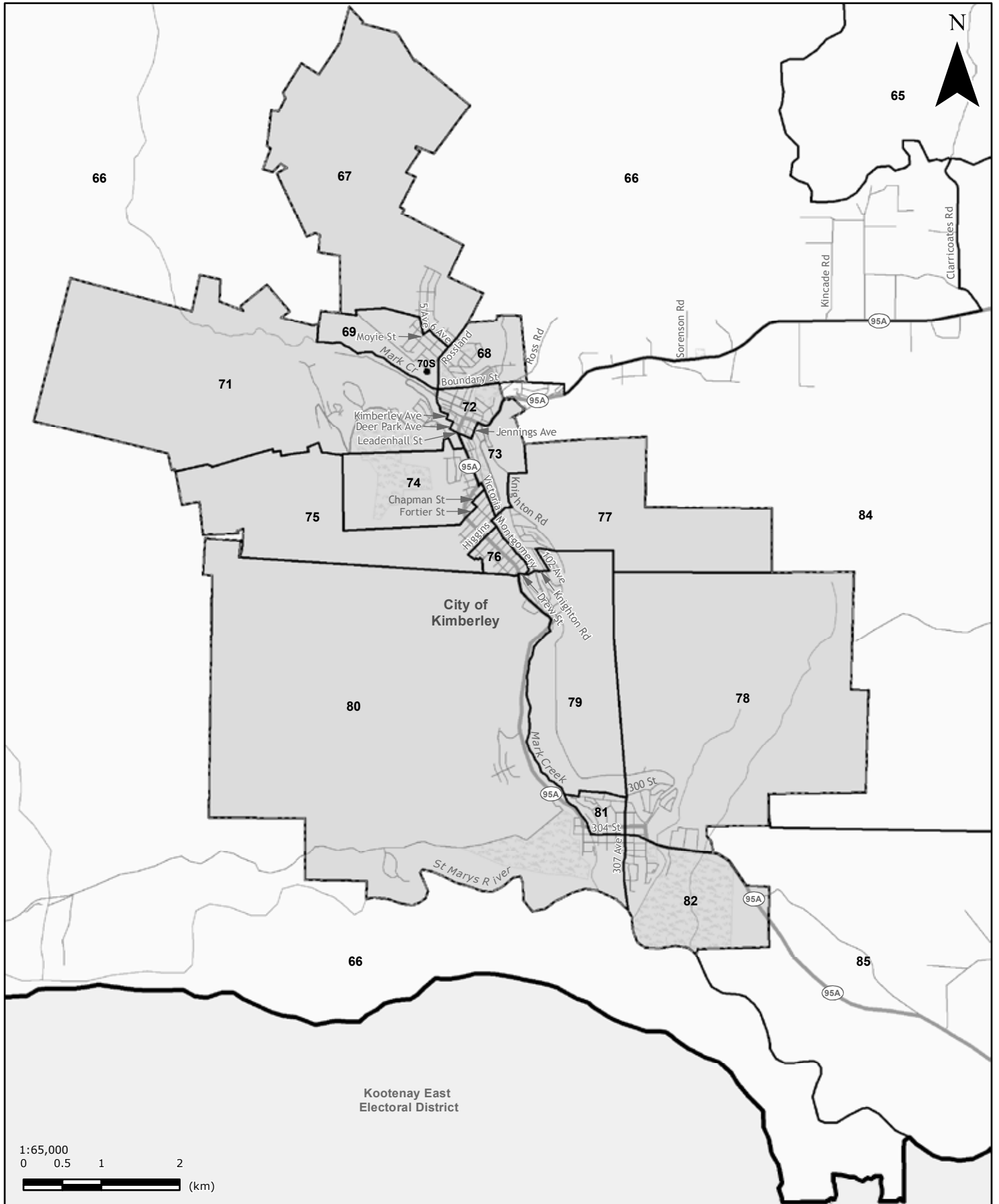




**Columbia River-Revelstoke (CLR)
MAP D - Invermere**

Statement of Votes
40th Provincial General Election
May 14, 2013





Columbia River-Revelstoke (CLR)
Voting results by voting area

Statement of Votes
 40th Provincial General Election
 May 14, 2013

	Doug Clovechok	Norm Macdonald	Earl Olsen	Laurel Ralston	Total valid votes	Rejected ballots	Registered voters
	LIB	NDP	CP	GP			
Advance voting							
Invermere Community Hall	279	259	77	22	637	1	
Kimberley Centennial Centre	378	559	89	70	1,096	0	
Mt. 7 Recreation Plex	223	486	48	30	787	0	
Revelstoke Community Centre	287	568	35	52	942	2	
General voting							
Voting area							
1	43	48	21	10	122	0	328
2	54	68	8	11	141	1	412
3	27	28	5	4	64	0	217
4	48	55	4	10	117	1	317
5	39	64	9	10	122	0	322
6	58	48	4	7	117	0	319
7	19	33	2	9	63	0	207
8	26	55	1	10	92	0	239
9	34	50	4	9	97	1	276
10	30	32	2	7	71	0	261
11S *1	14	26	6	2	48	5	17
12	45	63	5	7	120	1	325
13	41	69	2	10	122	0	345
14	29	71	5	10	115	1	332
15	35	58	7	6	106	1	309
16	43	75	3	3	124	0	341
17	59	60	4	10	133	1	310
18	33	35	4	10	82	0	278
19	79	81	4	8	172	0	386
20S *1	-	-	-	-	-	-	44
21	60	57	1	5	123	0	321
22	60	94	3	6	163	2	386
23	67	27	11	13	118	1	215
24	27	47	12	2	88	0	294
25	29	49	17	4	99	0	316
26	59	40	15	2	116	0	373
27	27	66	8	5	106	0	327
28	48	54	7	5	114	0	364
29	33	65	13	4	115	1	366
30S *1	-	-	-	-	-	-	15
31	37	78	7	10	132	0	370
32	49	41	12	2	104	0	372
33	16	53	9	4	82	1	335
34	34	65	6	12	117	0	376
35	17	26	1	11	55	0	149
36	29	31	10	5	75	0	322
37	18	34	8	6	66	0	206
38	29	41	12	5	87	0	353
39	50	30	13	6	99	0	198
40	30	46	11	11	98	0	192

Columbia River-Revelstoke (CLR)
Voting results by voting area

	Doug Clovechok	Norm Macdonald	Earl Olsen	Laurel Ralston	Total valid votes	Rejected ballots	Registered voters
Voting area (continued)	LIB	NDP	CP	GP			
41	51	39	15	7	112	0	218
42	23	52	28	18	121	1	275
43	64	28	35	8	135	0	309
44	47	33	9	6	95	0	255
45	49	24	13	7	93	0	353
46	38	70	22	13	143	0	355
47	61	49	6	10	126	0	404
48	64	65	22	13	164	0	386
49S *1	-	-	-	-	-	-	32
50	45	65	14	9	133	1	360
51	44	61	20	14	139	0	344
52	58	90	19	14	181	0	426
53	84	62	30	10	186	0	405
54	40	26	21	4	91	0	178
55	30	46	7	4	87	0	244
56	52	58	20	7	137	0	326
57	30	30	14	4	78	0	229
58	59	36	20	7	122	0	251
59	69	23	20	4	116	0	260
60	23	24	3	4	54	0	115
61	37	24	13	3	77	0	230
62	46	33	17	5	101	0	233
63	55	26	18	7	106	0	275
64A	68	39	7	9	123	0	240
64B	74	86	20	15	195	0	371
65	22	32	7	9	70	0	127
66	60	70	14	9	153	0	382
67	30	72	7	19	128	0	360
68	40	65	10	20	135	0	375
69	36	72	2	10	120	0	343
70S *1	-	-	-	-	-	-	50
71	47	40	4	12	103	0	341
72	15	52	3	19	89	0	319
73	25	62	4	14	105	1	301
74	34	92	8	13	147	0	384
75	29	84	5	15	133	1	364
76	31	64	11	9	115	0	334
77	37	65	5	7	114	0	340
78	55	47	9	7	118	0	410
79	15	26	4	4	49	0	327
80	23	49	10	7	89	0	404
81	47	70	10	10	137	0	344
82	74	77	16	11	178	0	425
84	29	24	5	5	63	1	336
85	41	32	7	4	84	0	297
Sub totals	4,543	6,019	1,079	851	12,492	25	25,072

Columbia River-Revelstoke (CLR)
Voting results by voting area

Statement of Votes
 40th Provincial General Election
 May 14, 2013

	Doug Clovechok	Norm Macdonald	Earl Olsen	Laurel Ralston	Total valid votes	Rejected ballots	Registered voters
	LIB	NDP	CP	GP			
s. 98 Special	53	95	22	12	182	2	
s. 99 Absentee - in ED	143	162	42	36	383	2	
s. 100 Absentee - out of ED	24	53	9	14	100	11	
s. 101 Absentee - advance	19	20	1	3	43	1	
s. 104 Voting in DEO office	36	74	4	4	118	4	
s. 106 Voting by mail	29	40	5	1	75	0	
Grand totals	4,847	6,463	1,162	921	13,393	45	25,072
% of valid votes	36.19%	48.26%	8.68%	6.87%			

Summary

Valid votes - General and advance	12,492	93.27%	Total valid votes
s. 98 Special	182	1.36%	Total valid votes
s. 99 Absentee - in ED	383	2.86%	Total valid votes
s. 100 Absentee - out of ED	100	0.75%	Total valid votes
s. 101 Absentee - advance	43	0.32%	Total valid votes
s. 104 Voting in DEO office	118	0.88%	Total valid votes
s. 106 Voting by mail	75	0.56%	Total valid votes

Total valid votes **13,393**

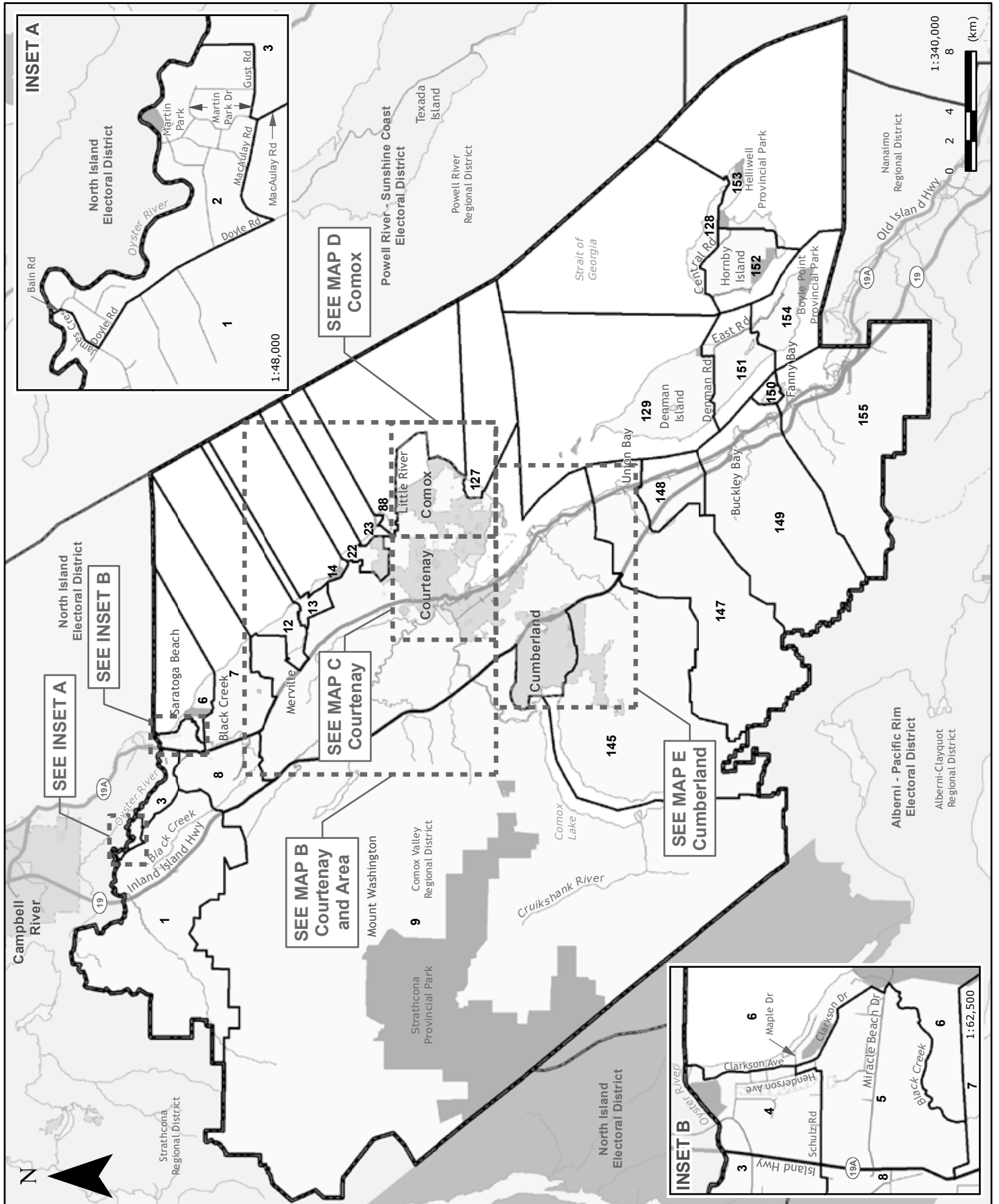
Rejected ballots	45	0.33%	Ballots cast
Registered voters who voted	13,438	53.60%	Registered voters

Registered voters **25,072**

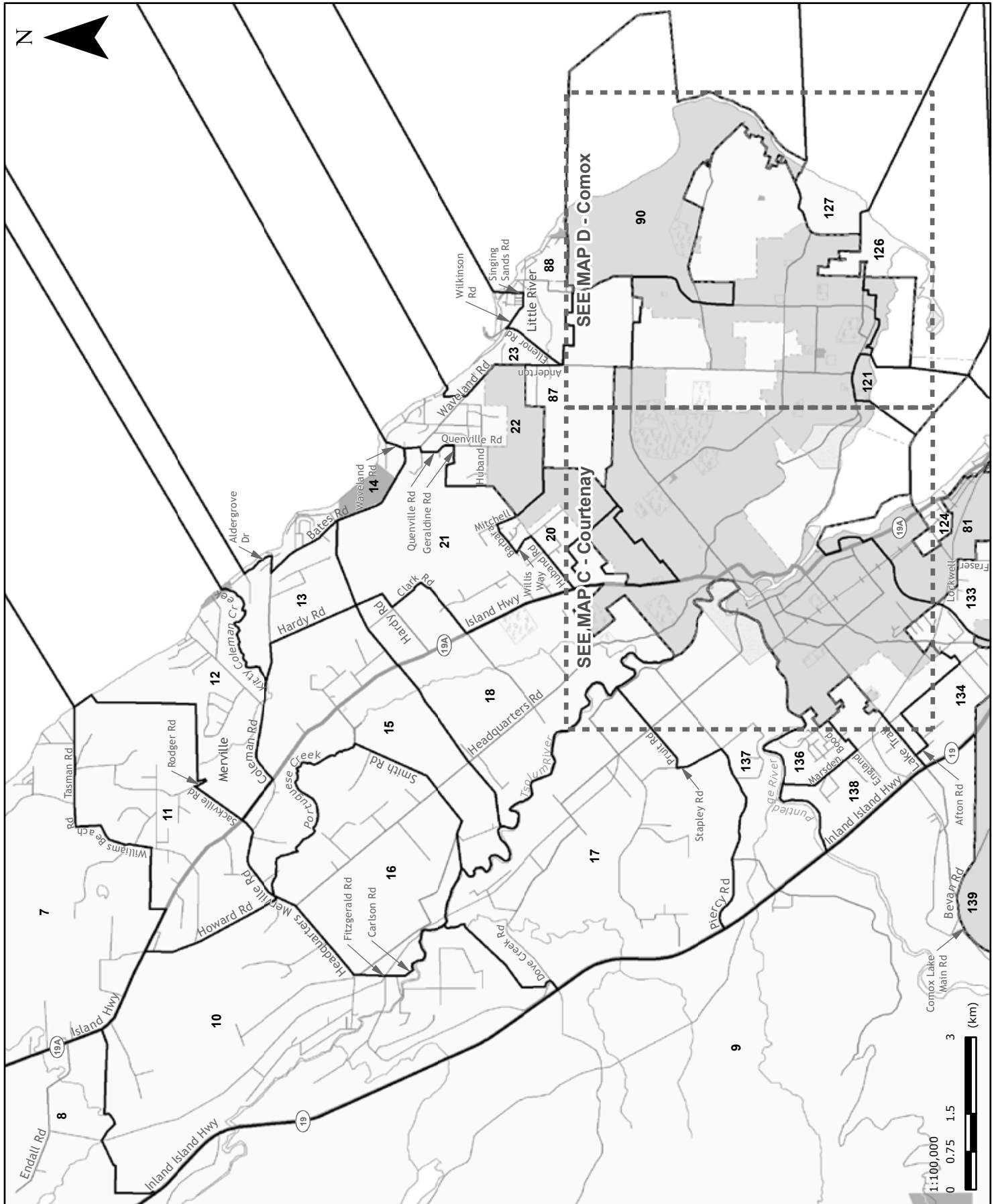
Candidate elected: Norm Macdonald (NDP)

*1 Voting areas 11S, 20S, 30S, 49S and 70S combined

Following a redistribution of voting areas, voting area number 83S was not used in Columbia River-Revelstoke for the 40th Provincial General Election and is therefore not included in the list of voting area results on the preceding pages.

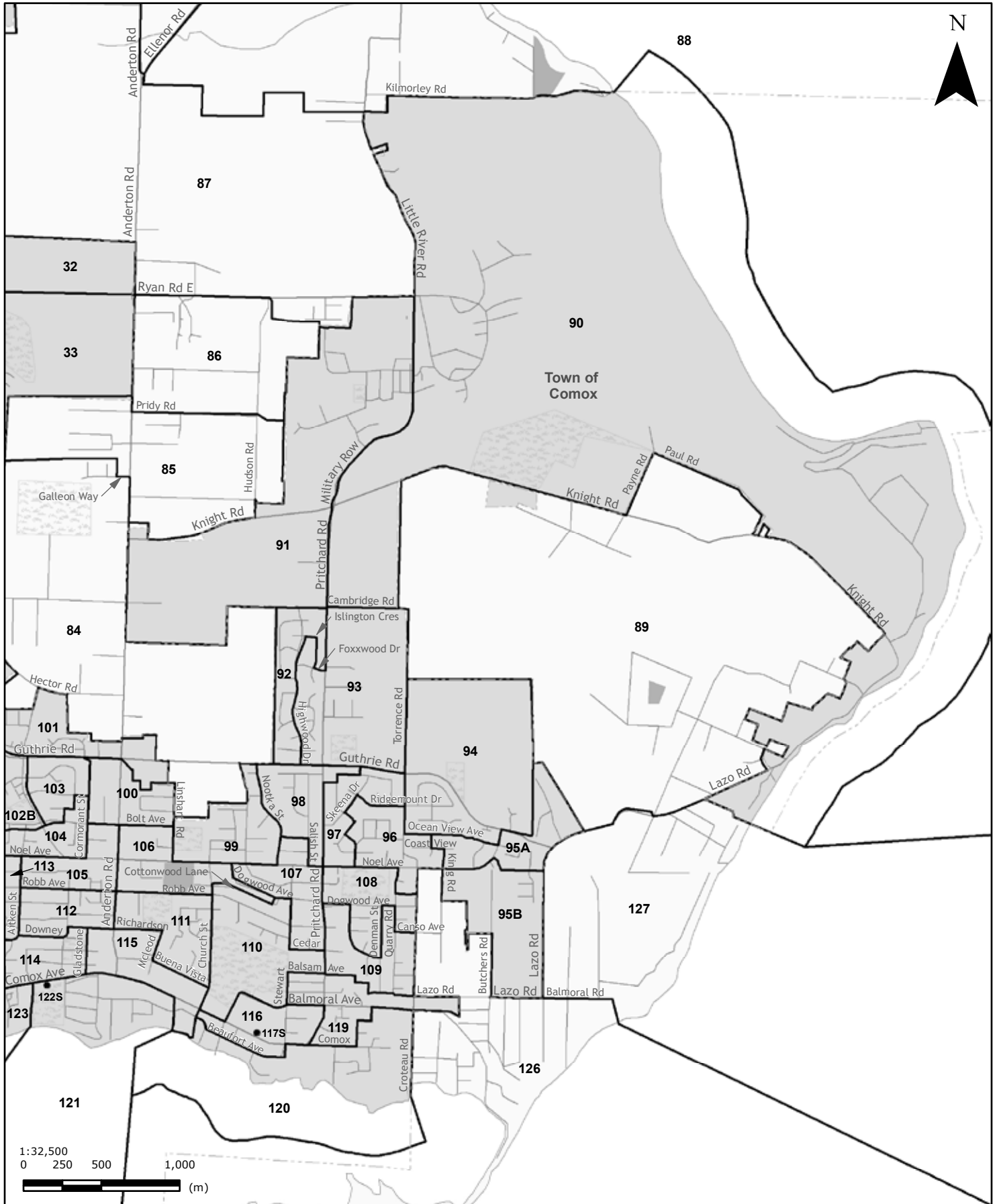


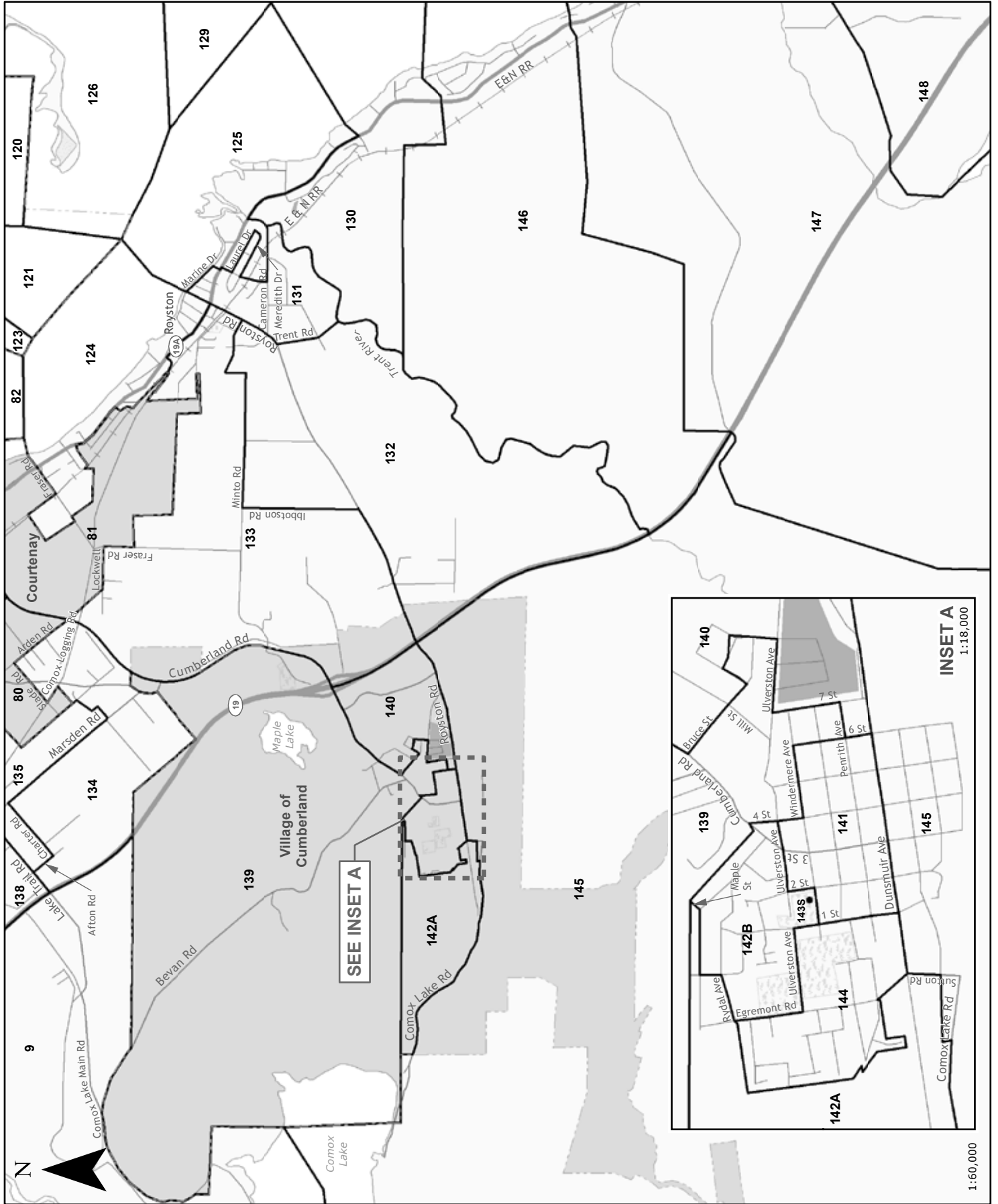
**Comox Valley (CMX)
MAP B - Courtenay and Area**





Comox Valley (CMX)
MAP D - Comox





Comox Valley (CMX)
Voting results by voting area

Statement of Votes
 40th Provincial General Election
 May 14, 2013

	Chris Aikman	Kassandra Dycke	Diane Hoffmann	Don McRae	Total valid votes	Rejected ballots	Registered voters
	GP	NDP	CP	LIB			
Advance voting							
Comox Community Centre	336	1,227	210	1,959	3,732	8	
Cumberland O.A.P. Hall	49	358	27	235	669	3	
Florence Filberg Centre	366	1,478	209	1,597	3,650	7	
General voting							
Voting area							
1	16	69	11	75	171	1	345
2	25	74	8	69	176	0	342
3	15	65	11	77	168	0	314
4	21	62	21	71	175	1	330
5	21	49	10	96	176	0	334
6	31	77	7	66	181	0	344
7	27	54	9	76	166	0	330
8	14	53	2	99	168	0	344
9	7	13	3	20	43	0	230
10	18	95	3	67	183	0	381
11	23	64	15	80	182	0	413
12	32	71	9	94	206	0	415
13	23	64	8	64	159	0	345
14	17	56	9	67	149	0	341
15	25	48	6	82	161	1	307
16	25	72	6	70	173	0	346
17	24	51	1	67	143	0	346
18	18	48	12	68	146	0	312
19	11	30	5	49	95	0	302
20	15	54	5	82	156	0	316
21	18	32	10	85	145	0	367
22	17	37	16	45	115	0	354
23	16	49	12	66	143	0	323
24	14	27	7	67	115	0	373
25	9	30	1	36	76	0	252
26S	6	20	16	44	86	2	143
27S	6	17	6	26	55	1	87
28	14	45	7	39	105	0	304
29	17	48	8	61	134	1	302
30	16	42	8	47	113	1	350
31	11	54	14	112	191	0	398
32	17	58	11	113	199	0	420
33	5	25	6	142	178	0	469
34	11	26	7	141	185	1	400
35	16	41	8	81	146	0	388
36	7	41	11	49	108	0	311
37	8	36	15	77	136	0	382
38	6	31	3	82	122	0	324
39	3	26	5	25	59	0	300
40	4	24	1	18	47	0	260

Voting area (continued)	Chris Aikman	Kassandra Dycke	Diane Hoffmann	Don McRae	Total valid votes	Rejected ballots	Registered voters
	GP	NDP	CP	LIB			
41	15	34	6	26	81	0	330
42	14	32	4	67	117	0	291
43	10	46	8	74	138	0	311
44	6	38	13	119	176	0	360
45A	19	33	13	91	156	1	356
45B	11	40	6	87	144	0	353
46	12	47	19	119	197	0	440
47S *1	-	-	-	-	-	-	50
48	15	50	4	73	142	1	367
49	18	48	6	104	176	1	355
50	10	36	8	56	110	0	322
51	13	44	3	66	126	0	390
52	8	38	4	53	103	0	350
53	8	46	1	40	95	0	315
54	10	29	1	18	58	0	236
56	19	43	3	24	89	0	307
57	22	61	7	39	129	0	305
58	13	54	3	27	97	1	284
59	18	39	6	49	112	2	381
60	16	32	3	58	109	0	331
61	10	54	2	48	114	1	313
62	12	57	9	26	104	1	320
63	14	73	12	36	135	0	363
64	25	27	7	29	88	0	291
65	20	55	4	33	112	0	329
66	21	45	6	51	123	0	320
67	10	17	0	15	42	1	189
68	7	27	3	12	49	0	258
69	10	38	11	48	107	0	373
70	8	34	9	42	93	1	317
71	12	48	5	42	107	0	324
72	23	54	9	33	119	1	358
73	16	57	2	22	97	0	344
74	18	30	7	25	80	0	329
75	11	45	4	50	110	1	312
76	9	53	5	46	113	3	398
77	12	53	2	31	98	0	337
78	10	60	5	39	114	1	374
79	18	59	10	47	134	0	417
80	14	57	6	57	134	0	380
81	10	26	8	32	76	0	352
82	4	10	2	22	38	1	182
83	10	36	3	20	69	1	196
84	11	40	5	68	124	0	311
85	18	40	9	88	155	0	351
86	9	38	9	49	105	0	309
87	18	38	11	62	129	0	288
88	26	66	10	69	171	1	326
89	26	42	1	62	131	0	342
90	16	37	3	58	114	0	294

Comox Valley (CMX)
Voting results by voting area

Statement of Votes
 40th Provincial General Election
 May 14, 2013

	Chris Aikman	Kassandra Dycke	Diane Hoffmann	Don McRae	Total valid votes	Rejected ballots	Registered voters
Voting area (continued)	GP	NDP	CP	LIB			
91	8	18	13	35	74	0	397
92	6	34	3	60	103	0	300
93	14	38	4	87	143	0	357
94	11	47	13	79	150	1	426
95A	21	38	3	45	107	1	276
95B	17	43	9	88	157	1	368
96	22	45	5	66	138	0	345
97	9	41	4	51	105	0	294
98	11	42	4	60	117	0	315
99	16	32	5	85	138	0	353
100	8	20	2	48	78	0	272
101	19	29	9	72	129	0	433
102A	19	50	13	113	195	0	449
102B	14	30	11	74	129	0	326
103	19	35	12	54	120	1	320
104	12	47	7	77	143	0	311
105	12	28	4	52	96	2	303
106	21	43	10	36	110	0	287
107	13	39	10	53	115	0	328
108	12	41	6	41	100	0	293
109	20	40	9	43	112	0	321
110	14	51	5	45	115	0	309
111	10	51	3	41	105	1	300
112	15	29	5	59	108	0	293
113	13	44	6	49	112	1	298
114	13	43	5	38	99	0	284
115	9	28	6	50	93	0	286
116	10	43	11	54	118	0	328
117S	10	26	8	66	110	0	146
119	19	38	5	51	113	0	301
120	14	32	3	74	123	1	286
121	9	45	14	66	134	0	289
122S	7	17	9	19	52	1	78
123	13	33	5	48	99	0	334
124	19	71	8	71	169	1	348
125	27	64	10	80	181	1	319
126	14	31	4	63	112	0	309
127	21	42	6	38	107	0	267
128	33	141	1	17	192	0	264
129	41	139	1	21	202	0	293
130	18	54	11	72	155	0	266
131	30	85	9	85	209	0	356
132	24	45	8	67	144	2	317
133	17	75	7	63	162	0	332
134	21	78	9	67	175	0	375
135	18	70	12	86	186	0	350
136	23	91	7	84	205	0	376
137	21	39	8	64	132	0	313
138	22	77	19	85	203	0	396
139	23	85	12	33	153	1	396

Voting area (continued)	Chris Aikman	Kassandra Dycke	Diane Hoffmann	Don McRae	Total valid votes	Rejected ballots	Registered voters
	GP	NDP	CP	LIB			
140	17	99	2	72	190	2	453
141	25	114	3	40	182	0	384
142A	5	56	1	33	95	0	239
142B	20	44	3	34	101	0	285
143S *1	5	19	5	19	48	1	42
144	11	79	10	38	138	1	359
145	37	117	7	36	197	0	430
146	17	49	2	76	144	0	307
147	19	53	4	55	131	0	294
148	29	59	5	102	195	0	324
149	25	69	16	75	185	0	334
150	21	99	16	70	206	0	311
151	29	172	6	28	235	2	342
152	43	114	0	27	184	0	271
153	29	134	4	16	183	0	274
154	29	156	5	34	224	0	301
155	34	97	10	49	190	0	348
Sub totals	3,292	11,024	1,548	12,817	28,681	67	50,456
s. 98 Special	20	83	8	57	168	2	
s. 99 Absentee - in ED	219	607	86	560	1,472	9	
s. 100 Absentee - out of ED	42	132	6	111	291	13	
s. 101 Absentee - advance	8	41	3	41	93	0	
s. 104 Voting in DEO office	119	519	74	601	1,313	7	
s. 106 Voting by mail	18	74	15	61	168	1	
Grand totals	3,718	12,480	1,740	14,248	32,186	99	50,456
% of valid votes	11.55%	38.77%	5.41%	44.27%			

Summary

Valid votes - General and advance	28,681	89.11%	Total valid votes
s. 98 Special	168	0.52%	Total valid votes
s. 99 Absentee - in ED	1,472	4.57%	Total valid votes
s. 100 Absentee - out of ED	291	0.91%	Total valid votes
s. 101 Absentee - advance	93	0.29%	Total valid votes
s. 104 Voting in DEO office	1,313	4.08%	Total valid votes
s. 106 Voting by mail	168	0.52%	Total valid votes

Total valid votes 32,186

Rejected ballots	99	0.31%	Ballots cast
Registered voters who voted	32,285	63.99%	Registered voters

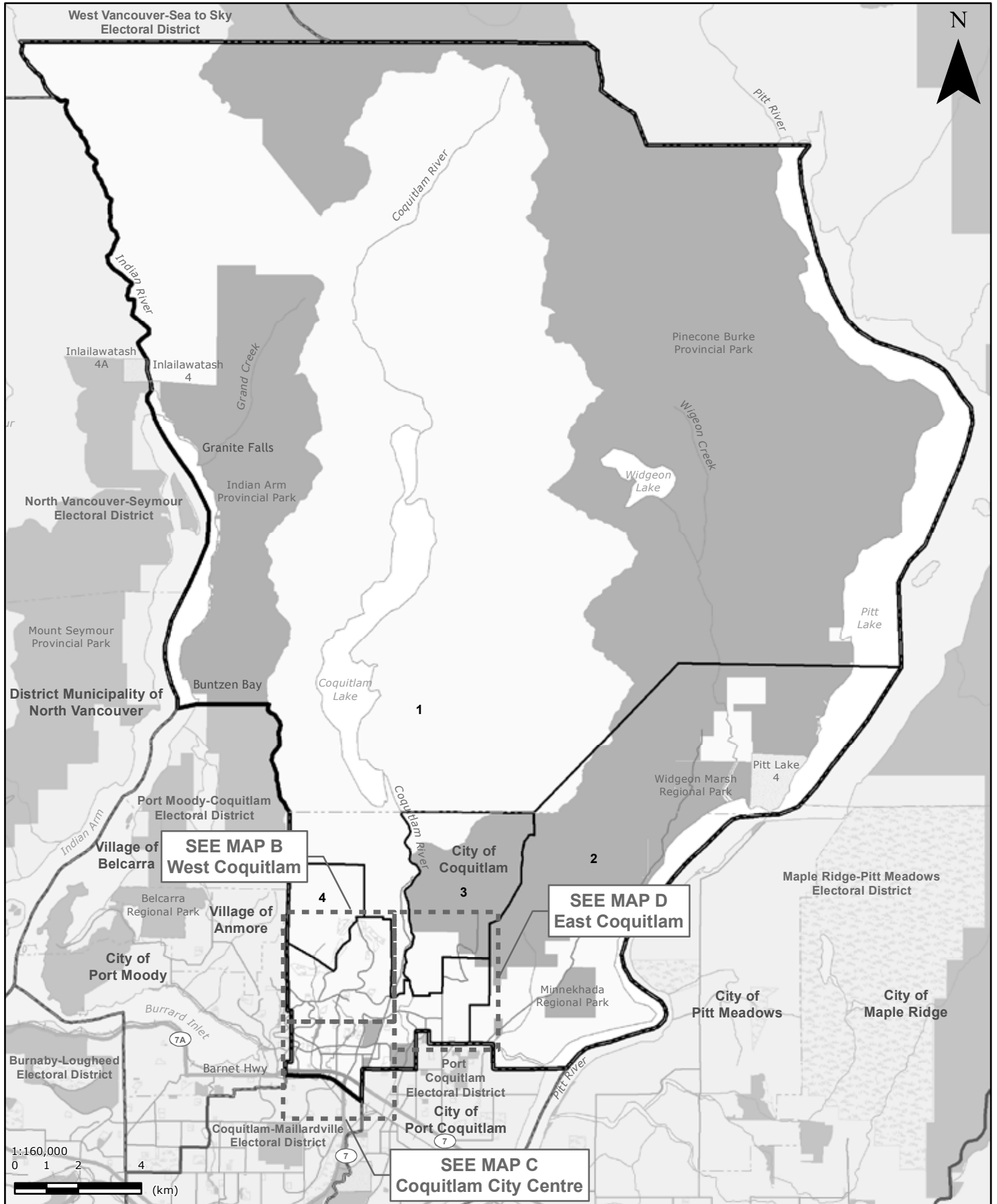
Registered voters 50,456

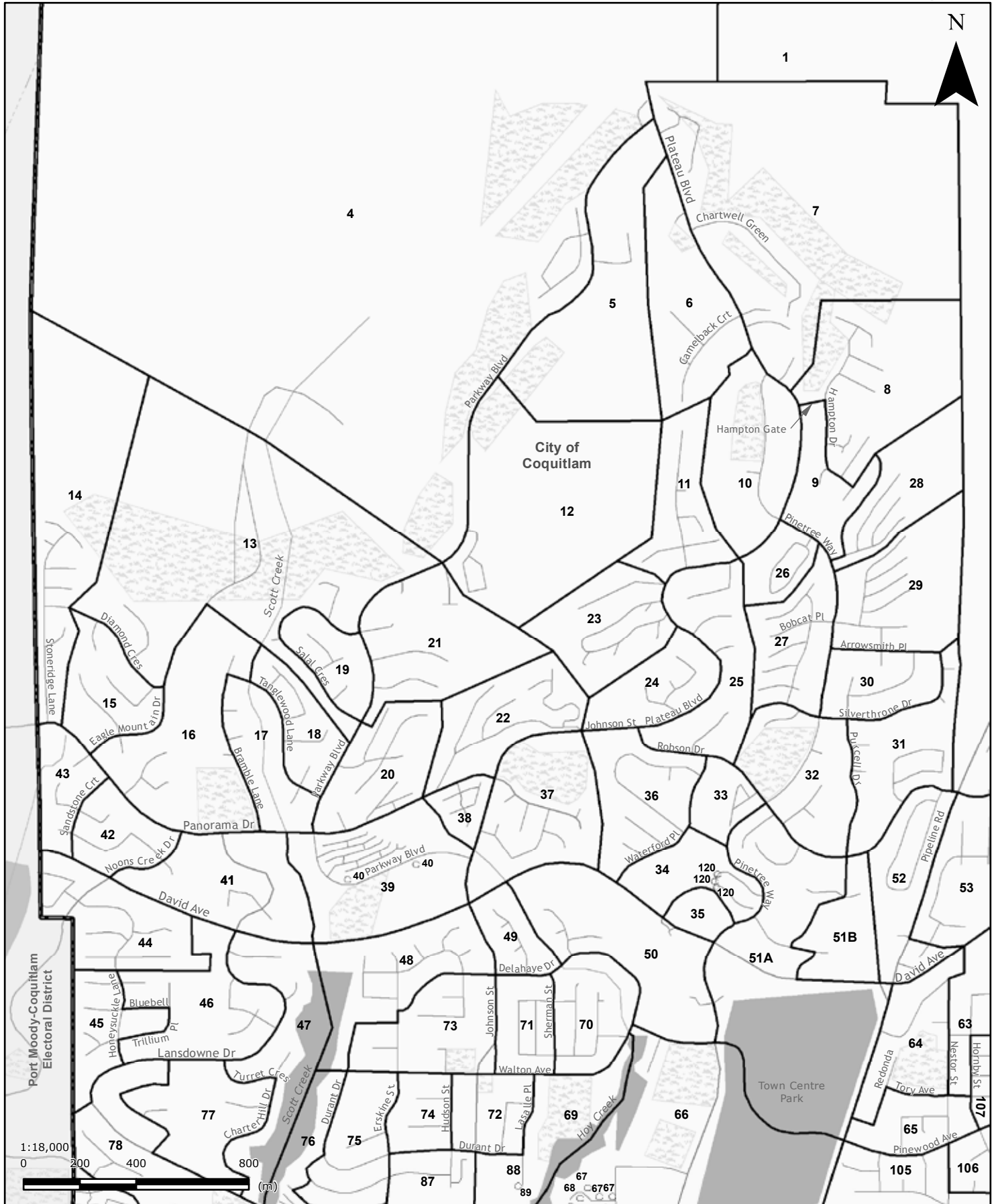
Candidate elected: Don McRae (LIB)

*1 Voting areas 47S and 143S combined

Following a redistribution of voting areas, voting area numbers 55S and 118S were not used in Comox Valley for the 40th Provincial General Election and are therefore not included in the list of voting area results on the preceding pages.

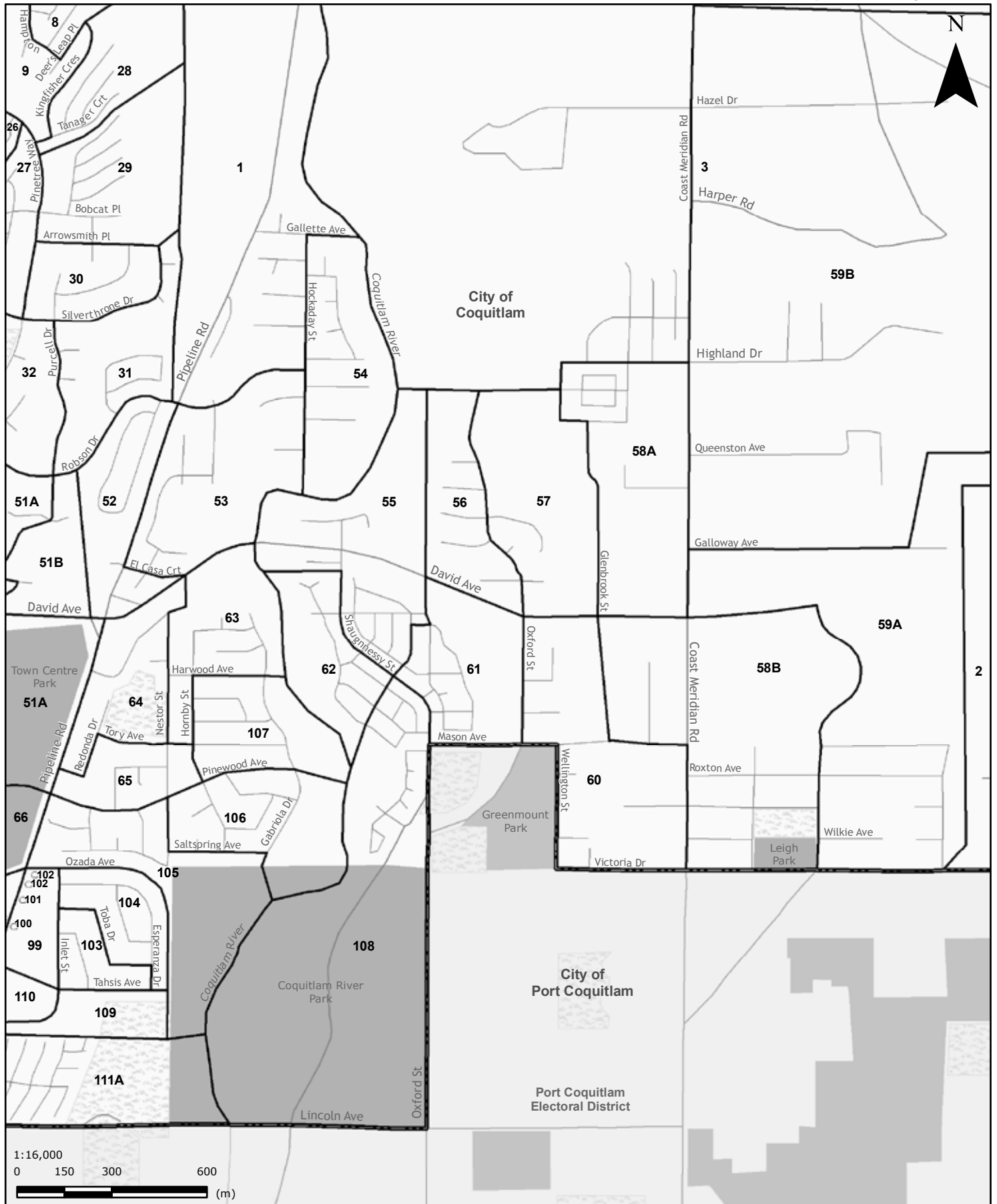
Coquitlam-Burke Mountain (CQB)
MAP A - Coquitlam-Burke Mountain Electoral District





**Coquitlam-Burke Mountain (CQB)
MAP C - East Coquitlam**





Coquitlam-Burke Mountain (CQB)
Voting results by voting area

Statement of Votes
40th Provincial General Election
May 14, 2013

	Paul Geddes	Douglas Horne	Shane Kennedy	Ron Peters	Chris Wilson	Total valid votes	Rejected ballots	Registered voters
	LBN	LIB	CP	GP	NDP			
Advance voting								
Eagle Ridge Bible Fellowship	4	579	52	46	369	1,050	3	
Evergreen Cultural Centre	23	1,111	102	106	805	2,147	9	
Henderson Place	30	755	94	40	384	1,303	14	
General voting								
Voting area								
1	1	48	8	8	29	94	0	377
2	2	79	13	12	51	157	0	345
3	0	88	15	4	43	150	0	348
4	0	23	3	4	12	42	2	336
5	0	63	2	6	23	94	0	345
6	1	71	4	6	38	120	3	313
7	2	96	2	4	32	136	0	358
8	0	57	0	2	15	74	2	233
9	4	51	6	0	17	78	0	234
10	1	71	6	5	50	133	1	360
11	0	61	1	6	18	86	0	274
12	2	37	1	5	14	59	0	154
13	1	76	5	6	23	111	0	316
14	1	88	5	8	56	158	1	357
15	0	74	2	7	27	110	2	312
16	1	79	8	13	38	139	0	340
17	3	43	7	3	38	94	0	195
18	3	46	11	3	18	81	0	244
19	0	52	1	2	18	73	0	258
20	1	46	7	3	8	65	2	193
21	0	42	2	1	19	64	1	247
22	1	54	2	2	25	84	1	293
23	2	54	8	3	30	97	2	290
24	0	48	6	13	18	85	4	240
25	0	53	1	3	8	65	1	263
26	1	28	4	0	8	41	0	187
27	2	67	5	10	26	110	0	357
28	1	17	3	2	16	39	0	204
29	0	17	4	3	11	35	0	271
30	1	43	7	2	17	70	0	295
31	2	71	7	2	47	129	0	341
32	1	58	2	3	46	110	0	272
33	0	24	5	5	20	54	1	146
34	2	33	2	5	17	59	0	268
35	0	31	3	4	27	65	1	347
36	1	57	5	7	31	101	0	315
37	1	93	8	4	49	155	1	341
38	1	32	3	2	11	49	0	122
39	1	88	6	8	77	180	0	479
40	2	29	3	2	20	56	0	203

Coquitlam-Burke Mountain (CQB)
Voting results by voting area

Voting area (continued)	Paul Geddes	Douglas Horne	Shane Kennedy	Ron Peters	Chris Wilson	Total valid votes	Rejected ballots	Registered voters
	LBN	LIB	CP	GP	NDP			
41	3	71	6	4	28	112	3	264
42	0	51	6	1	8	66	0	205
43	3	32	1	3	17	56	0	147
44	0	84	1	7	28	120	0	330
45	1	52	5	11	33	102	0	235
46	2	72	1	7	43	125	0	313
47	3	71	5	16	39	134	0	323
48	3	56	4	7	72	142	0	352
49	1	32	1	4	17	55	1	107
50	0	40	5	6	21	72	2	284
51A	1	61	9	5	29	105	1	459
51B	2	51	9	3	23	88	0	449
52	2	50	12	1	33	98	0	359
53	2	56	5	4	44	111	0	381
54	2	87	2	8	33	132	1	384
55	0	61	7	14	67	149	0	291
56	2	72	11	4	51	140	0	266
57	1	51	8	6	34	100	0	231
58A	3	111	11	13	61	199	0	495
58B	4	119	13	11	88	235	0	449
59A	3	120	6	15	71	215	2	598
59B	6	131	19	14	91	261	3	580
60	1	90	9	10	69	179	2	429
61	2	79	8	17	92	198	2	354
62	0	44	7	5	72	128	0	261
63	1	75	6	17	63	162	0	288
64	1	63	5	9	67	145	0	341
65	2	39	2	12	63	118	3	294
66	1	22	3	4	41	71	0	204
67	4	58	3	6	52	123	1	343
68	3	35	5	13	66	122	1	430
69	0	65	5	10	59	139	0	334
70	4	74	6	13	55	152	0	339
71	3	58	14	6	56	137	0	312
72	2	47	6	6	45	106	0	295
73	2	48	4	10	44	108	1	290
74	4	53	7	4	33	101	0	260
75	3	45	10	3	48	109	0	298
76	1	39	5	6	30	81	1	226
77	0	46	2	7	21	76	1	230
78	1	66	6	12	58	143	0	338
79	2	40	19	14	61	136	1	263
80	2	28	1	1	30	62	0	154
81	0	40	7	6	57	110	0	303
82	3	51	10	15	72	151	1	357
83	2	36	3	5	31	77	0	230
84	1	38	4	8	43	94	0	277
85	1	43	5	8	59	116	0	329
86	1	37	9	3	34	84	0	198
87	5	47	2	4	30	88	1	257

Coquitlam-Burke Mountain (CQB)
Voting results by voting area

Statement of Votes
 40th Provincial General Election
 May 14, 2013

Voting area (continued)	Paul Geddes	Douglas Horne	Shane Kennedy	Ron Peters	Chris Wilson	Total valid votes	Rejected ballots	Registered voters
	LBN	LIB	CP	GP	NDP			
88	0	54	7	6	26	93	0	317
89	2	42	8	4	41	97	0	297
90	1	19	1	7	34	62	0	280
91	2	28	5	4	15	54	0	265
92	0	36	3	6	30	75	0	260
93	3	35	4	12	44	98	0	261
94	2	15	0	6	12	35	0	148
95	0	53	6	7	27	93	3	360
96	1	33	3	4	36	77	1	355
97	3	21	3	2	25	54	2	243
98	3	33	10	4	40	90	1	325
99	2	15	0	6	31	54	0	176
100	3	36	9	1	37	86	1	239
101	1	57	4	10	31	103	0	307
102	1	79	3	12	51	146	0	352
103	0	24	2	5	38	69	0	225
104	0	47	8	6	48	109	0	326
105	2	45	10	10	61	128	2	340
106	0	75	7	19	95	196	1	376
107	4	46	2	12	92	156	0	355
108	1	59	10	6	70	146	0	258
109	1	30	11	6	39	87	1	298
110	3	26	6	8	62	105	0	242
111A	1	63	9	10	57	140	0	445
111B	1	25	3	5	32	66	0	208
112	1	29	2	0	24	56	2	448
113	1	49	7	12	49	118	1	615
114	3	23	5	4	42	77	0	169
115	1	26	5	5	65	102	0	270
116	3	68	15	11	57	154	1	283
117S	2	12	3	0	15	32	0	77
118	3	67	6	7	40	123	0	377
119 *1	0	28	3	5	23	59	1	263
120 *1	-	-	-	-	-	-	-	187
Sub totals	246	8,868	941	1,000	6,420	17,475	96	37,056
s. 98 Special	0	24	3	6	36	69	3	
s. 99 Absentee - in ED	20	482	71	82	439	1,094	4	
s. 100 Absentee - out of ED	4	176	24	37	209	450	31	
s. 101 Absentee - advance	1	41	6	5	53	106	1	
s. 104 Voting in DEO office	6	149	24	14	143	336	11	
s. 106 Voting by mail	0	26	2	0	15	43	6	
Grand totals	277	9,766	1,071	1,144	7,315	19,573	152	37,056
% of valid votes	1.42%	49.90%	5.47%	5.84%	37.37%			

Summary

Valid votes - General and advance	17,475	89.28%	Total valid votes
s. 98 Special	69	0.35%	Total valid votes
s. 99 Absentee - in ED	1,094	5.59%	Total valid votes
s. 100 Absentee - out of ED	450	2.30%	Total valid votes
s. 101 Absentee - advance	106	0.54%	Total valid votes
s. 104 Voting in DEO office	336	1.72%	Total valid votes
s. 106 Voting by mail	43	0.22%	Total valid votes

Total valid votes **19,573**

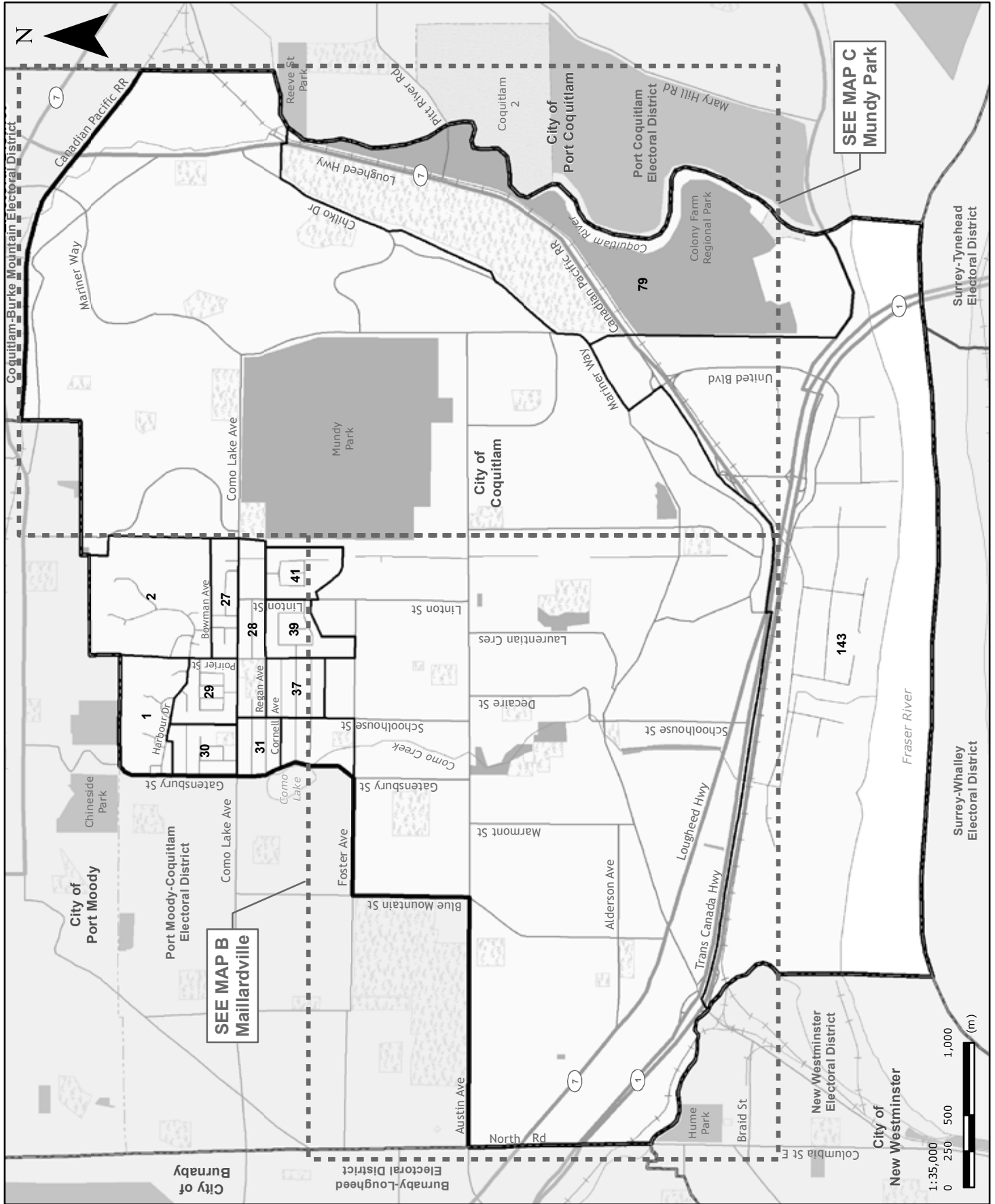
Rejected ballots	152	0.77%	Ballots cast
Registered voters who voted	19,725	53.23%	Registered voters

Registered voters **37,056**

Candidate elected: **Douglas Horne (LIB)**

*1 Voting areas 119 and 120 combined

Coquitlam-Maillardville (CQM)
MAP A - Coquitlam-Maillardville Electoral District



**SEE MAP B
 Maillardville**

**SEE MAP C
 Mundy Park**



**Coquitlam-Maillardville (CQM)
MAP C - Mundy Park**



	Steve Kim LIB	Selina Mae Robinson NDP	Edward Andreas Stanbrough GP	Total valid votes	Rejected ballots	Registered voters
Advance voting						
Blue Mountain Baptist Church	972	1,202	153	2,327	9	
Coquitlam Alliance Church	918	795	103	1,816	7	
General voting						
Voting area						
1	44	41	13	98	1	229
2	103	73	9	185	0	339
3	75	80	14	169	1	323
4	85	83	21	189	1	333
5	69	56	14	139	1	309
6	22	35	2	59	0	148
7	69	57	14	140	2	291
8	63	24	9	96	0	257
9	84	62	8	154	1	337
10	67	61	7	135	1	334
11	47	43	10	100	0	314
12	23	34	6	63	0	234
13	51	48	6	105	1	287
14	42	74	23	139	0	318
15	76	83	16	175	0	357
16	49	106	20	175	1	386
17	48	48	4	100	1	398
18	20	50	8	78	1	230
19	59	60	16	135	1	301
20	37	60	11	108	0	268
21	57	51	7	115	0	338
22	47	30	8	85	1	309
23	76	68	13	157	2	324
24	77	80	14	171	0	368
25	69	75	16	160	0	298
26	92	61	16	169	0	348
27	47	48	11	106	1	250
28	84	87	13	184	0	366
29	77	81	15	173	1	345
30	79	69	11	159	0	326
31	55	51	16	122	2	292
32	41	42	10	93	1	214
33	57	39	7	103	0	274
34S *1	-	-	-	-	-	53
35S *1	23	24	3	50	1	132
36	76	46	10	132	0	306
37	78	56	15	149	1	345
38	88	63	16	167	0	339
39	83	68	23	174	0	364
40	66	61	10	137	0	344

Coquitlam-Maillardville (CQM)
Voting results by voting area

Statement of Votes
 40th Provincial General Election
 May 14, 2013

Voting area (continued)	Steve Kim	Selina Mae Robinson	Edward Andreas Stanbrough	Total valid votes	Rejected ballots	Registered voters
	LIB	NDP	GP			
41	79	67	38	184	0	357
42	63	80	15	158	1	372
43	64	41	15	120	0	270
44	95	73	9	177	0	386
45	85	41	10	136	0	359
46	110	41	11	162	0	373
47	102	62	11	175	1	401
48S *3	-	-	-	-	-	115
49	51	42	7	100	0	192
50	81	53	14	148	0	343
51	85	94	11	190	6	403
52	61	42	17	120	0	284
53	74	51	8	133	1	339
54	34	36	9	79	2	256
55	27	14	3	44	0	165
56	53	64	7	124	2	277
57	22	27	10	59	1	221
58	18	40	14	72	0	306
59	44	49	7	100	1	300
60	28	40	10	78	1	256
61	20	24	1	45	0	187
62	26	35	8	69	0	219
63	18	31	3	52	0	185
64 *2	16	26	4	46	0	188
65 *2	-	-	-	-	-	178
66	15	34	6	55	1	150
67S *3	25	19	3	47	1	55
68	61	33	12	106	0	275
69	29	35	5	69	0	241
70	34	38	5	77	1	263
71	43	58	7	108	0	306
72	58	55	12	125	1	251
73	57	67	7	131	1	253
74	49	39	2	90	0	232
75	56	59	11	126	0	230
76	36	60	10	106	0	205
77	62	51	11	124	0	259
78 *4	54	33	9	96	0	231
79 *4	-	-	-	-	-	21
80	62	20	11	93	1	214
81	92	62	12	166	0	336
82	65	88	12	165	0	300
83	74	79	11	164	2	363
84	42	51	8	101	0	197
85	41	26	7	74	2	185
86	62	47	7	116	2	301
87	37	48	3	88	0	233
88	51	64	12	127	0	319
89	49	47	18	114	2	312
90	64	46	9	119	1	316

Coquitlam-Maillardville (CQM)
Voting results by voting area

Voting area (continued)	Steve Kim	Selina Mae Robinson	Edward Andreas Stanbrough	Total valid votes	Rejected ballots	Registered voters
	LIB	NDP	GP			
91	55	30	7	92	2	329
92	16	14	3	33	0	209
93	18	26	6	50	2	258
94	14	12	6	32	0	236
95	26	32	0	58	0	211
96	22	32	5	59	0	272
97	65	40	9	114	0	332
98	28	50	5	83	0	182
99	41	30	8	79	0	221
100	50	71	7	128	1	294
101	50	45	9	104	1	207
102	22	38	7	67	1	215
103	45	66	13	124	1	349
104S *3	-	-	-	-	-	49
105	41	54	12	107	1	330
106	52	60	11	123	2	256
107	74	67	13	154	0	292
108	56	55	7	118	1	265
109	72	56	11	139	0	358
110	52	42	7	101	0	267
111	96	40	5	141	0	322
112	57	32	2	91	1	210
113	49	49	18	116	1	257
114	50	62	6	118	0	272
115	47	58	20	125	1	338
116	38	50	19	107	1	283
117	22	52	13	87	1	229
118	58	63	16	137	2	239
119	47	59	14	120	2	288
120	23	49	6	78	1	251
121S	11	15	4	30	1	68
122	52	43	13	108	0	336
123	50	51	15	116	0	267
124S	17	8	2	27	0	141
125	68	37	5	110	2	281
126	28	46	10	84	1	261
127	49	65	9	123	0	356
128	31	51	14	96	0	237
129	38	23	8	69	0	217
130	29	40	7	76	2	300
131	24	42	13	79	2	236
132	62	47	11	120	0	281
133	29	31	4	64	1	158
134	40	48	14	102	0	253
135	39	90	10	139	0	367
136	43	41	10	94	0	194
137	34	36	9	79	0	194
138	65	67	15	147	0	264
139	36	72	14	122	0	277
140	73	63	15	151	0	402

Coquitlam-Maillardville (CQM)
Voting results by voting area

Statement of Votes
 40th Provincial General Election
 May 14, 2013

	Steve Kim	Selina Mae Robinson	Edward Andreas Stanbrough	Total valid votes	Rejected ballots	Registered voters
Voting area (continued)	LIB	NDP	GP			
141	63	76	4	143	2	363
142S	25	23	19	67	0	96
143	30	26	8	64	0	206
144S	25	23	4	52	0	113
145S *3	-	-	-	-	-	26
Sub totals	9,016	8,905	1,675	19,596	103	38,623
s. 98 Special	56	85	15	156	5	
s. 99 Absentee - in ED	339	354	79	772	3	
s. 100 Absentee - out of ED	168	257	55	480	36	
s. 101 Absentee - advance	58	58	14	130	2	
s. 104 Voting in DEO office	220	250	47	517	34	
s. 106 Voting by mail	32	21	6	59	3	
Grand totals	9,889	9,930	1,891	21,710	186	38,623
% of valid votes	45.55%	45.74%	8.71%			

Summary

Valid votes - General and advance	19,596	90.26%	Total valid votes
s. 98 Special	156	0.72%	Total valid votes
s. 99 Absentee - in ED	772	3.56%	Total valid votes
s. 100 Absentee - out of ED	480	2.21%	Total valid votes
s. 101 Absentee - advance	130	0.60%	Total valid votes
s. 104 Voting in DEO office	517	2.38%	Total valid votes
s. 106 Voting by mail	59	0.27%	Total valid votes

Total valid votes **21,710**

Rejected ballots	186	0.85%	Ballots cast
Registered voters who voted	21,896	56.69%	Registered voters

Registered voters **38,623**

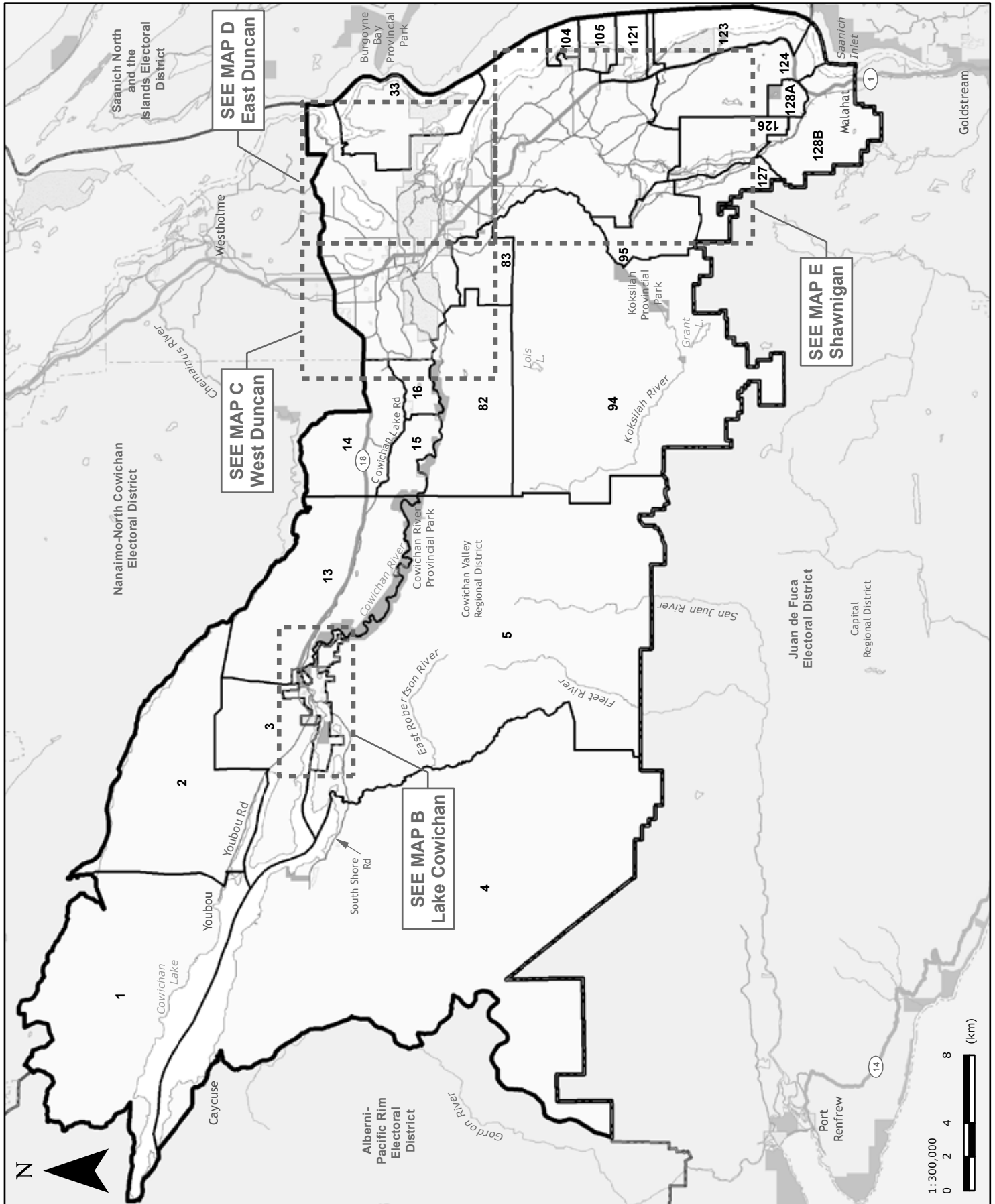
Candidate elected: **Selina Mae Robinson (NDP)**

*1 Voting areas 34S and 35S combined

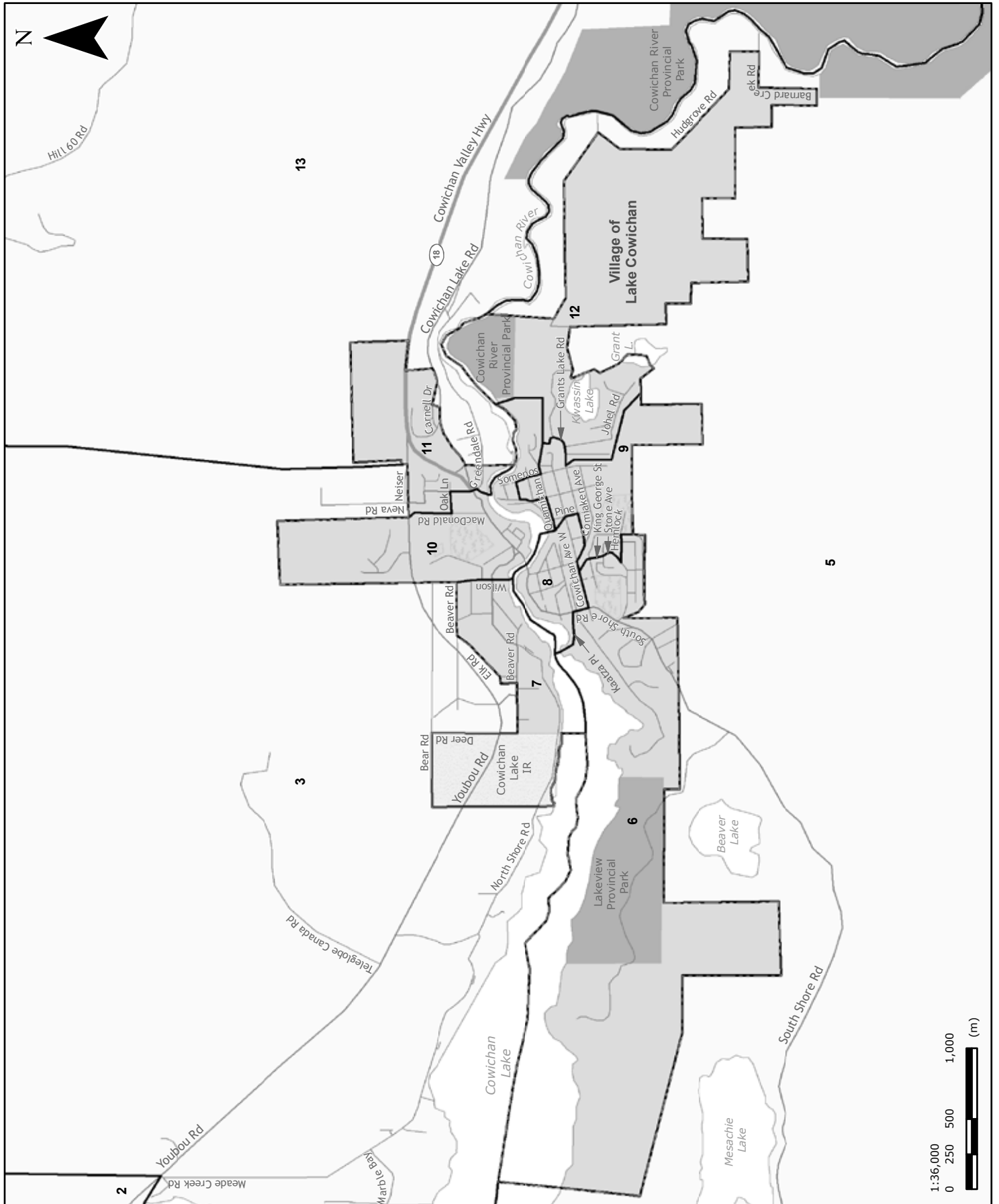
*2 Voting areas 64 and 65 combined

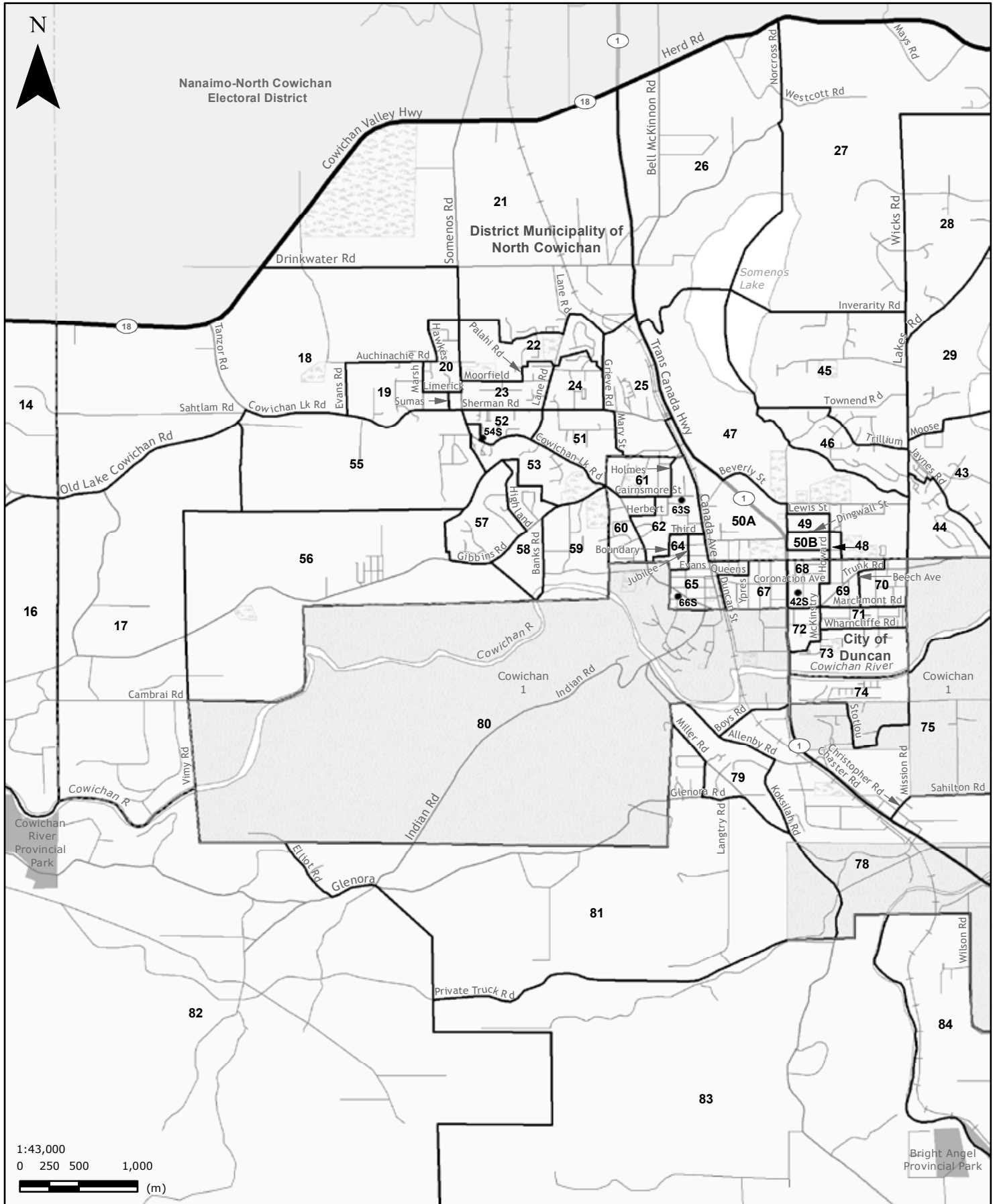
*3 Voting areas 48S, 67S, 104S and 145S combined

*4 Voting areas 78 and 79 combined

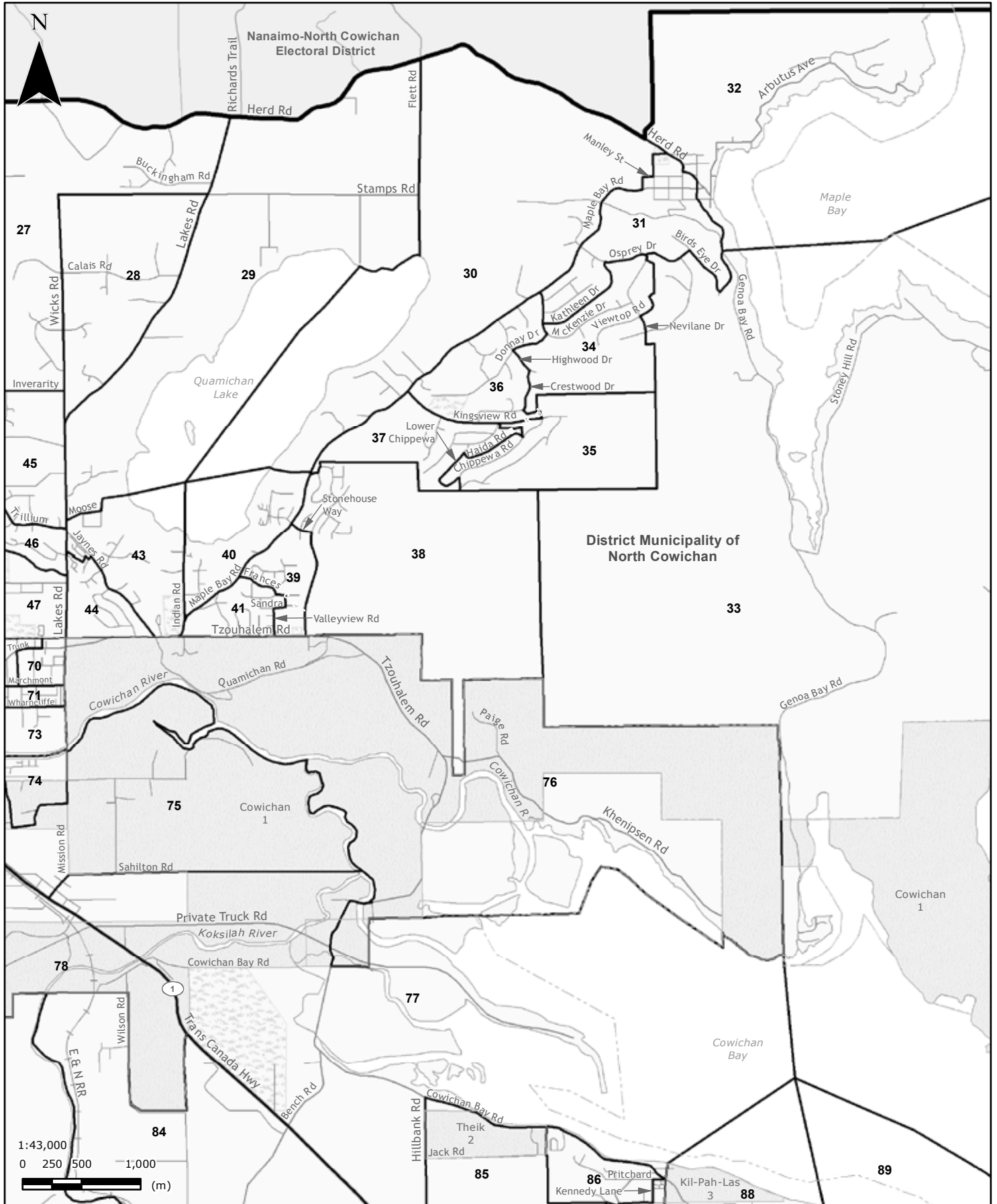


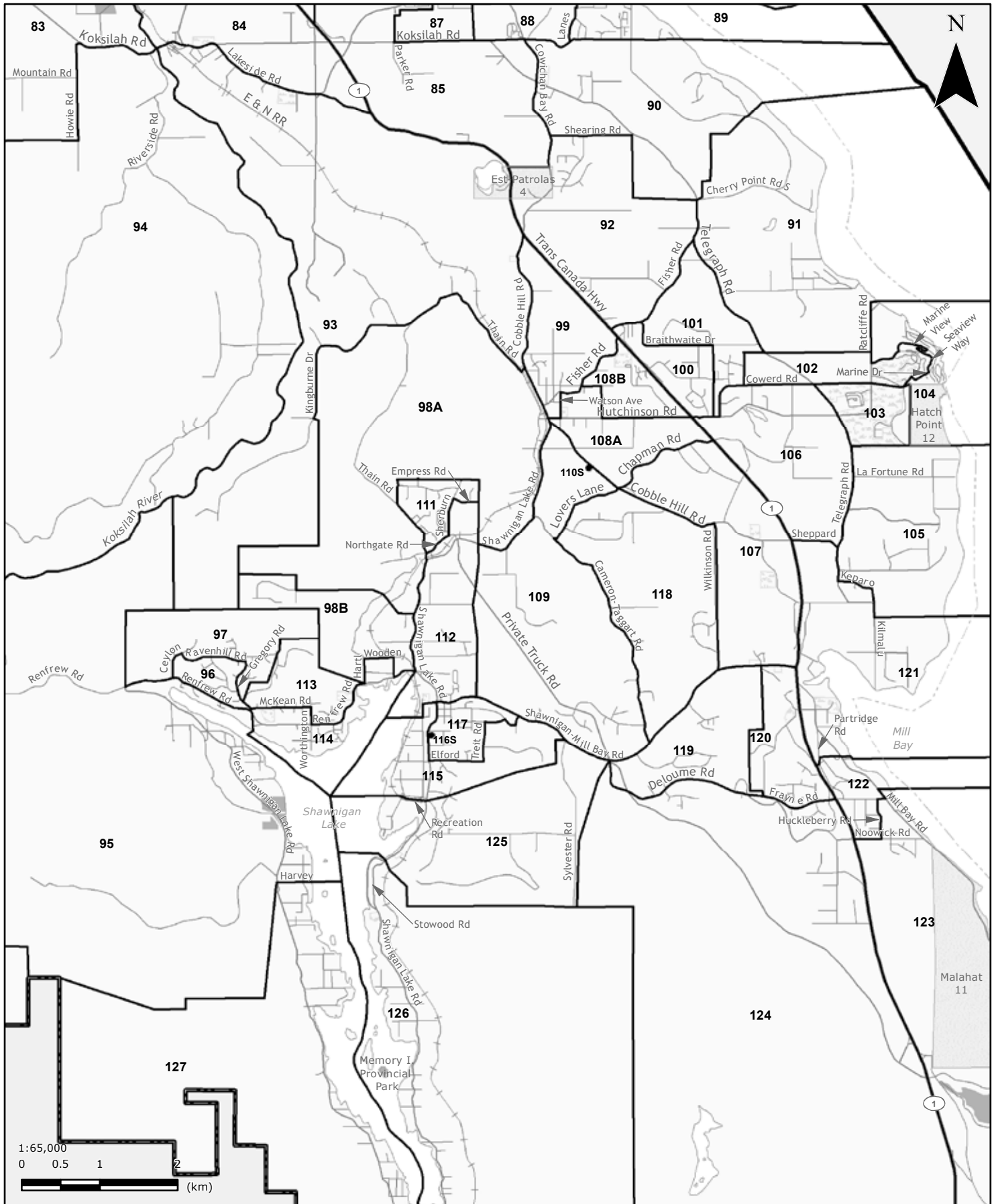
**Cowichan Valley (CWV)
MAP B - Lake Cowichan**





**Cowichan Valley (CWV)
MAP D - East Duncan**





Cowichan Valley (CWV)
Voting results by voting area

Statement of Votes
 40th Provincial General Election
 May 14, 2013

	Heather Alanna Campbell	Kerry Davis	Steve Housser	Bill Routley	Damir Wallener	Total valid votes	Rejected ballots	Registered voters
	IND	GP	LIB	NDP	CP			
Advance voting								
Cobble Hill Farmers' Institute Hall	19	411	893	889	78	2,290	0	
Island Savings Centre	42	586	1,070	1,644	159	3,501	8	
Lake Cowichan Centennial Hall	8	101	170	359	34	672	1	
General voting								
Voting area								
1	3	27	25	73	2	130	0	266
2	3	26	48	79	3	159	0	343
3	2	31	36	79	5	153	0	362
4	4	25	52	90	6	177	1	372
5	4	20	25	50	3	102	0	206
6	3	28	21	66	9	127	0	350
7	4	25	40	77	8	154	1	376
8	1	18	27	46	6	98	0	311
9	2	17	29	73	14	135	0	340
10	3	25	39	58	2	127	0	293
11	3	21	34	51	4	113	0	301
12	0	17	42	61	5	125	0	308
13	1	34	26	79	8	148	1	339
14	0	33	38	71	16	158	2	374
15	2	35	38	58	3	136	0	327
16	1	47	50	80	10	188	3	359
17	2	53	41	67	7	170	0	331
18	1	29	46	62	5	143	0	317
19	4	25	36	57	5	127	1	383
20	3	29	24	69	10	135	0	311
21	3	25	74	70	12	184	0	401
22	2	29	59	88	16	194	0	443
23	6	24	72	75	5	182	0	368
24	2	27	49	67	4	149	0	379
25	0	32	47	60	7	146	0	364
26	1	35	55	47	5	143	0	327
27	1	36	82	51	8	178	0	357
28	3	26	68	43	9	149	0	335
29	2	20	77	52	9	160	0	333
30	2	22	113	61	14	212	0	396
31	0	32	72	66	11	181	0	360
32	2	50	77	52	8	189	0	318
33	1	26	105	51	3	186	1	333
34	3	37	98	57	9	204	0	367
35	1	34	90	51	15	191	0	345
36	4	27	97	70	5	203	0	376
37	4	45	89	57	10	205	0	428
38	2	21	80	77	14	194	0	416
39	4	32	64	59	8	167	0	314
40	4	22	97	68	8	199	0	398

Voting area (continued)	Heather Alanna Campbell	Kerry Davis	Steve Housser	Bill Routley	Damir Wallener	Total valid votes	Rejected ballots	Registered voters
	IND	GP	LIB	NDP	CP			
41	3	37	79	77	10	206	0	381
42S	5	1	8	29	16	59	1	157
43	0	27	77	63	10	177	0	353
44	0	22	73	57	10	162	1	338
45	0	26	75	64	5	170	1	359
46	2	28	66	42	11	149	0	324
47	0	22	19	76	4	121	1	330
48 *1	-	-	-	-	-	-	-	41
49 *1	1	16	16	37	3	73	0	285
50A	2	7	12	24	2	47	1	243
50B	4	15	27	37	4	87	1	326
51	2	30	37	69	4	142	0	410
52	1	13	25	33	4	76	0	270
53	2	21	44	61	5	133	1	446
54S	8	0	11	15	2	36	1	56
55	5	23	48	59	7	142	0	376
56	2	24	37	61	4	128	1	302
57	3	31	33	45	5	117	0	331
58	2	37	22	43	2	106	0	288
59	2	26	57	56	8	149	0	328
60	2	20	38	45	6	111	1	321
61	0	20	14	29	5	68	0	303
62	2	13	18	45	4	82	0	336
63S *2	-	-	-	-	-	-	-	92
64	2	13	17	35	3	70	0	316
65	2	13	9	35	6	65	0	251
66S *2	3	4	9	21	7	44	0	43
67	1	23	34	30	3	91	0	293
68	0	26	29	42	4	101	0	373
69	1	16	31	56	15	119	0	409
70	1	22	25	58	10	116	0	308
71	5	24	26	46	5	106	0	293
72	1	15	17	37	5	75	0	278
73	0	11	55	46	4	116	1	307
74	2	20	27	58	2	109	0	325
75	1	7	1	43	0	52	0	352
76	0	15	7	56	1	79	0	320
77	2	40	39	52	4	137	0	346
78	0	11	25	51	5	92	0	260
79	1	33	48	65	3	150	0	349
80	3	29	14	118	3	167	2	433
81	0	41	53	71	7	172	0	354
82	3	56	46	68	6	179	0	380
83	0	47	74	69	5	195	0	390
84	5	50	56	55	7	173	1	376
85	0	42	65	69	5	181	0	354
86	1	50	48	51	3	153	0	299
87	3	43	72	53	11	182	1	322
88	2	47	78	83	10	220	0	422
89	2	39	86	75	10	212	0	378

Cowichan Valley (CWV)
Voting results by voting area

Statement of Votes
 40th Provincial General Election
 May 14, 2013

Voting area (continued)	Heather Alanna Campbell	Kerry Davis	Steve Housser	Bill Routley	Damir Wallener	Total valid votes	Rejected ballots	Registered voters
	IND	GP	LIB	NDP	CP			
90	3	30	88	64	10	195	0	362
91	1	28	80	50	3	162	0	371
92	1	22	79	59	12	173	0	342
93	1	34	37	38	3	113	0	379
94	2	46	28	47	8	131	0	344
95	1	23	53	52	0	129	0	345
96	4	35	35	56	11	141	1	320
97	3	33	54	34	14	138	0	312
98A	0	16	33	24	1	74	0	250
98B	1	16	20	40	5	82	0	210
99	5	29	53	58	10	155	0	378
100	2	18	45	77	7	149	0	358
101	1	38	76	60	6	181	0	378
102	2	18	104	39	6	169	1	295
103	0	22	168	37	6	233	0	377
104	1	17	162	31	5	216	0	337
105	1	38	43	29	3	114	0	285
106	1	28	47	41	2	119	0	316
107	0	29	49	52	8	138	0	348
108A	2	27	51	47	6	133	0	306
108B	0	13	30	42	3	88	0	194
109	1	19	74	53	8	155	0	403
110S *2	-	-	-	-	-	-	-	5
111	1	29	56	61	8	155	0	386
112	1	22	44	51	7	125	0	324
113	1	45	76	60	14	196	0	407
114	1	30	44	58	7	140	1	312
115	0	33	62	53	5	153	0	379
116S *2	-	-	-	-	-	-	-	29
117	3	54	52	52	12	173	1	402
118	1	26	66	53	5	151	1	347
119	4	48	88	77	8	225	0	420
120	0	37	114	60	14	225	0	463
121	1	30	71	49	3	154	0	323
122	1	30	68	45	10	154	0	333
123	3	47	114	45	10	219	1	434
124	2	42	92	51	11	198	1	415
125	1	45	40	50	5	141	1	327
126	2	28	52	39	4	125	1	292
127	3	43	43	38	5	132	1	357
128A	0	17	20	41	3	81	0	256
128B	1	16	33	40	7	97	0	308
Sub totals	310	4,662	8,786	9,923	1,132	24,813	44	43,183

	Heather Alanna Campbell	Kerry Davis	Steve Housser	Bill Routley	Damir Wallener	Total valid votes	Rejected ballots	Registered voters
	IND	GP	LIB	NDP	CP			
s. 98 Special	2	41	48	92	18	201	3	
s. 99 Absentee - in ED	7	237	239	393	40	916	22	
s. 100 Absentee - out of ED	4	72	68	90	6	240	9	
s. 101 Absentee - advance	0	15	17	24	3	59	1	
s. 104 Voting in DEO office	3	61	120	134	18	336	1	
s. 106 Voting by mail	0	14	21	40	6	81	6	
Grand totals	326	5,102	9,299	10,696	1,223	26,646	86	43,183
% of valid votes	1.22%	19.15%	34.90%	40.14%	4.59%			

Summary

Valid votes - General and advance	24,813	93.12%	Total valid votes
s. 98 Special	201	0.75%	Total valid votes
s. 99 Absentee - in ED	916	3.44%	Total valid votes
s. 100 Absentee - out of ED	240	0.90%	Total valid votes
s. 101 Absentee - advance	59	0.22%	Total valid votes
s. 104 Voting in DEO office	336	1.26%	Total valid votes
s. 106 Voting by mail	81	0.31%	Total valid votes

Total valid votes **26,646**

Rejected ballots	86	0.32%	Ballots cast
Registered voters who voted	26,732	61.90%	Registered voters

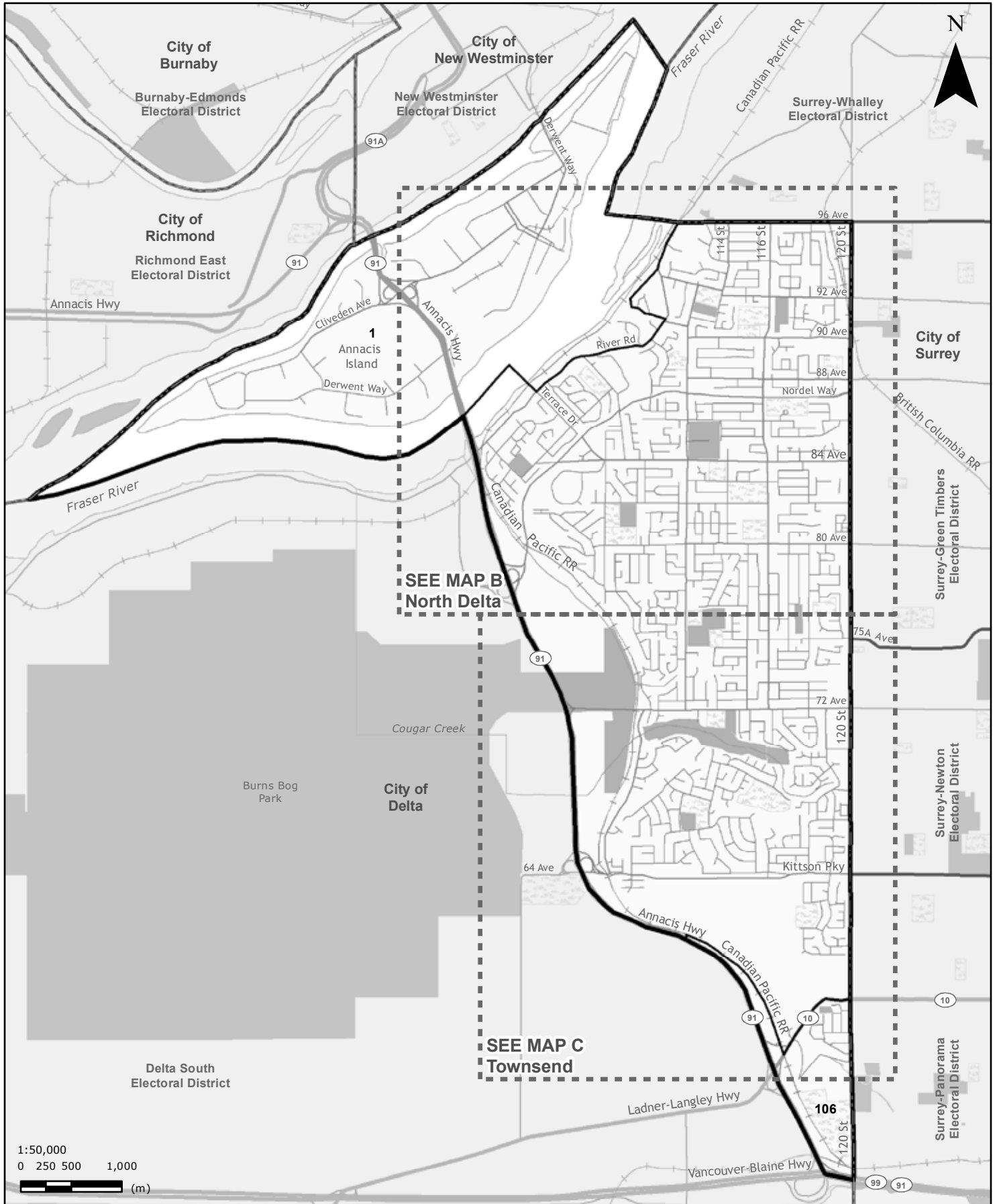
Registered voters **43,183**

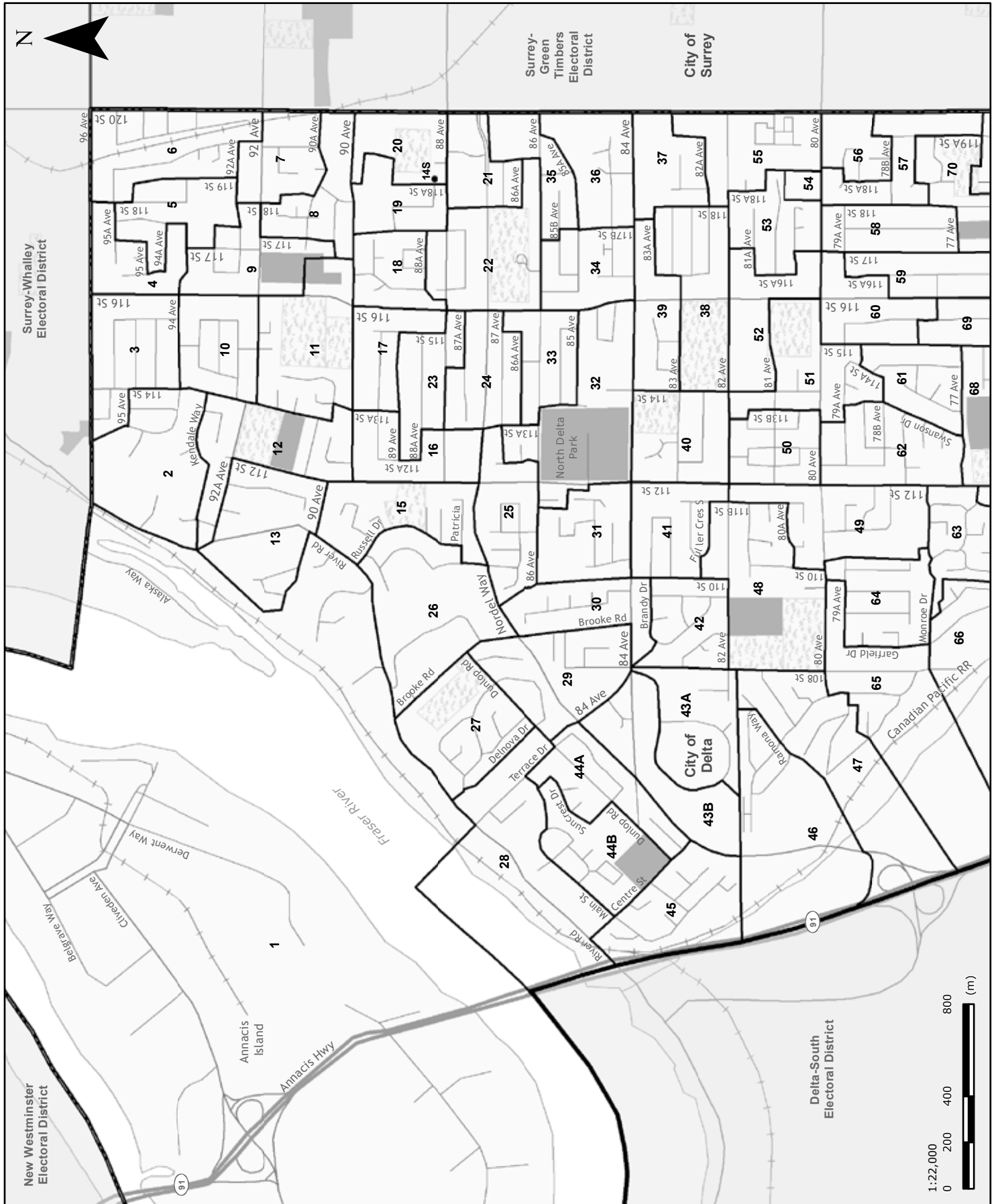
Candidate elected: **Bill Routley (NDP)**

*1 Voting areas 48 and 49 combined

*2 Voting areas 63S, 66S, 110S and 116S combined

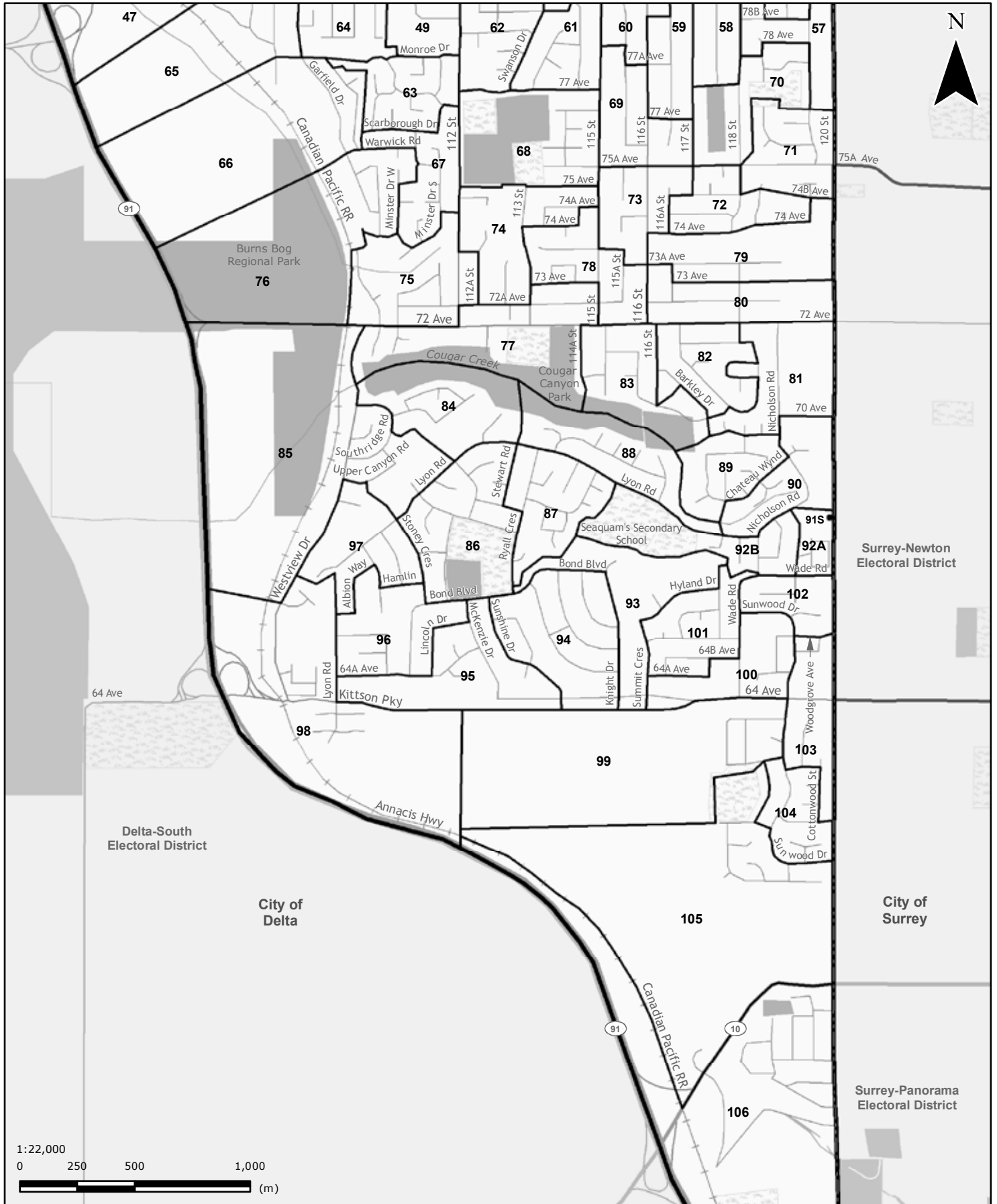
Delta North (DLN)
MAP A - Delta North Electoral District





**Delta North (DLN)
MAP C - Townsend**

Statement of Votes
40th Provincial General Election
May 14, 2013



	Sylvia Bishop	George Gidora	Scott Hamilton	Bill Marshall	Tinku Parmar	John Shrek Shavluk	Total valid votes	Rejected ballots	Registered voters
	NDP	COMM	LIB	GP	CP	IND			
Advance voting									
North Delta Evangelical Free Church	1,746	7	1,536	152	167	42	3,650	11	
General voting									
Voting area									
1	39	0	59	13	6	2	119	0	259
2	67	2	73	18	10	1	171	0	325
3	77	1	56	16	8	2	160	0	355
4	68	2	56	7	7	1	141	0	305
5	68	0	65	9	3	0	145	0	341
6	69	0	42	7	3	0	121	0	305
7	83	0	59	7	2	3	154	1	379
8	83	0	74	16	3	6	182	1	350
9	79	0	54	4	6	1	144	2	333
10	104	0	75	15	10	5	209	1	387
11	71	0	74	9	7	1	162	2	326
12	76	1	56	17	13	2	165	1	306
13	63	0	86	8	13	1	171	0	295
14S *1	-	-	-	-	-	-	-	-	20
15	62	0	65	22	9	1	159	1	374
16	70	1	42	8	7	3	131	0	304
17	67	0	68	7	2	2	146	0	308
18	70	0	55	11	11	3	150	0	332
19	58	1	40	6	10	0	115	0	351
20	34	1	39	7	7	2	90	0	251
21	46	1	37	5	6	2	97	0	300
22	99	0	52	10	12	1	174	1	367
23	53	0	65	5	7	2	132	1	311
24	65	1	51	7	7	5	136	1	363
25	41	0	41	6	8	1	97	1	312
26	62	2	70	22	7	1	164	0	334
27	63	1	98	15	11	2	190	0	329
28	80	0	79	8	7	2	176	0	336
29	68	0	113	16	6	4	207	1	420
30	59	0	45	7	6	3	120	0	319
31	54	0	56	3	9	4	126	1	318
32	73	0	59	9	6	2	149	0	385
33	91	0	51	10	5	0	157	1	353
34	98	0	55	6	5	1	165	0	344
35	103	0	52	9	6	1	171	0	346
36	63	0	47	5	8	2	125	0	360
37	82	0	51	8	1	1	143	1	342
38	94	0	43	7	5	1	150	0	351
39	67	1	48	8	2	2	128	2	328
40	62	0	54	10	9	1	136	1	295
41	59	1	61	12	5	0	138	0	348
42	50	0	55	12	5	2	124	0	308
43A	37	0	54	2	6	1	100	0	262
43B	62	2	78	5	13	1	161	0	491
44A	89	0	109	9	7	0	214	0	375

Delta North (DLN)
Voting results by voting area

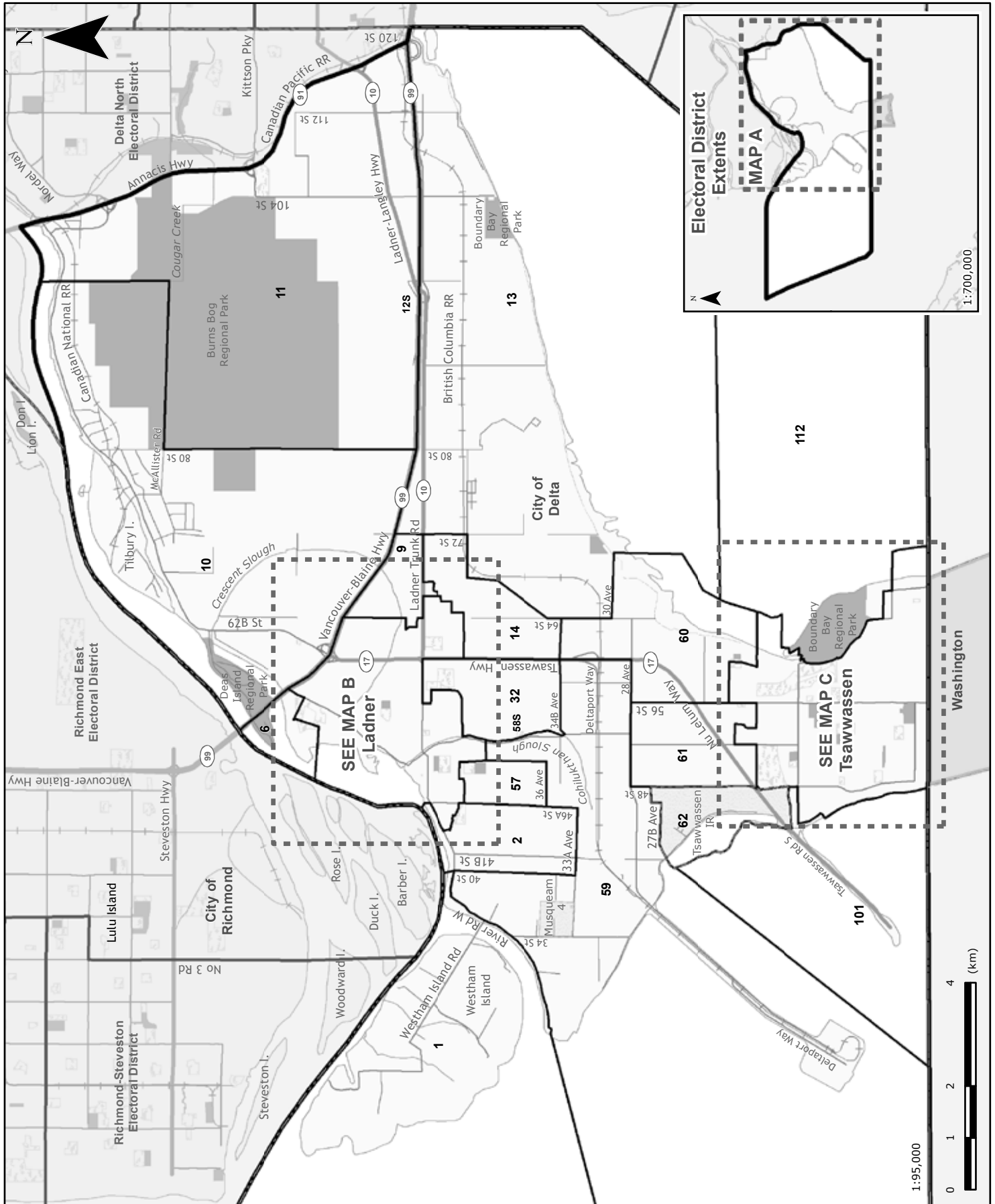
Statement of Votes
40th Provincial General Election
May 14, 2013

	Sylvia Bishop	George Gidora	Scott Hamilton	Bill Marshall	Tinku Parmar	John Shrek Shavluk	Total valid votes	Rejected ballots	Registered voters
Voting area (continued)	NDP	COMM	LIB	GP	CP	IND			
44B	52	0	83	24	9	5	173	0	310
45	70	0	94	17	5	1	187	0	376
46	71	0	119	9	9	2	210	0	432
47	57	0	119	16	4	0	196	0	376
48	62	0	52	19	2	1	136	0	334
49	66	0	68	7	2	1	144	0	336
50	79	0	54	5	8	0	146	0	354
51	60	0	63	2	9	2	136	1	343
52	76	0	54	8	6	1	145	1	346
53	84	0	58	14	8	0	164	0	383
54	35	0	21	7	4	1	68	0	209
55	46	2	35	9	7	1	100	0	274
56	70	1	70	11	5	3	160	0	323
57	84	0	74	13	6	5	182	0	378
58	67	1	65	9	3	0	145	0	318
59	85	1	57	4	8	2	157	0	324
60	84	0	68	4	7	0	163	0	403
61	75	0	57	7	6	2	147	0	341
62	109	1	88	14	14	3	229	2	436
63	74	0	103	6	12	1	196	0	364
64	84	0	96	12	5	0	197	1	401
65	96	0	71	14	9	1	191	1	361
66	49	3	95	14	3	0	164	1	324
67	68	1	84	9	9	4	175	1	320
68	86	0	53	7	3	3	152	1	308
69	79	0	55	5	6	1	146	1	388
70	100	1	70	18	6	4	199	1	368
71	92	1	49	10	3	5	160	1	393
72	61	1	63	2	7	1	135	2	319
73	58	0	45	3	0	0	106	2	309
74	66	1	70	5	13	0	155	2	355
75	62	1	75	2	5	2	147	0	360
76	44	1	84	8	5	0	142	0	296
77	79	0	78	20	11	1	189	0	402
78	88	0	76	9	7	1	181	0	398
79	69	1	45	7	6	1	129	3	404
80	78	0	65	9	7	1	160	0	424
81	51	0	47	4	5	0	107	1	250
82	55	1	59	13	10	5	143	1	371
83	84	2	66	7	6	1	166	0	362
84	53	0	86	12	8	0	159	0	328
85	46	0	101	8	3	0	158	1	332
86	53	0	129	19	6	0	207	1	367
87	46	0	107	11	5	2	171	0	359
88	32	0	99	4	8	2	145	0	282
89	49	0	88	4	8	1	150	0	309
90	48	1	70	9	6	1	135	1	328
91S *1	21	2	11	0	6	1	41	1	44
92A	29	0	37	17	2	0	85	0	182
92B	36	0	47	6	7	1	97	0	234

	Sylvia Bishop	George Gidora	Scott Hamilton	Bill Marshall	Tinku Parmar	John Shrek Shavluk	Total valid votes	Rejected ballots	Registered voters
Voting area (continued)	NDP	COMM	LIB	GP	CP	IND			
93	24	0	100	5	2	1	132	0	325
94	46	0	126	12	17	2	203	1	363
95	81	2	96	18	21	1	219	0	389
96	54	0	101	10	19	1	185	0	335
97	59	0	84	14	1	0	158	1	292
98	62	1	94	16	14	0	187	1	361
99	36	1	77	2	4	2	122	0	237
100	45	0	107	8	6	0	166	2	322
101	25	0	93	5	2	0	125	0	354
102	48	0	61	5	6	1	121	0	284
103	52	0	86	3	5	1	147	0	303
104	51	0	113	7	5	1	177	0	346
105	50	0	115	11	5	1	182	1	323
106	83	1	86	14	3	2	189	1	294
Sub totals	8,758	53	9,060	1,178	902	203	20,154	65	36,169
s. 98 Special	62	0	40	7	3	0	112	1	
s. 99 Absentee - in ED	281	3	256	68	43	6	657	5	
s. 100 Absentee - out of ED	142	1	100	36	14	0	293	21	
s. 101 Absentee - advance	27	1	29	5	3	0	65	0	
s. 104 Voting in DEO office	113	0	110	13	15	1	252	0	
s. 106 Voting by mail	27	0	18	5	3	0	53	0	
Grand totals	9,410	58	9,613	1,312	983	210	21,586	92	36,169
% of valid votes	43.59%	0.27%	44.53%	6.08%	4.55%	0.98%			
Summary									
Valid votes - General and advance	20,154	93.37%	Total valid votes						
s. 98 Special	112	0.52%	Total valid votes						
s. 99 Absentee - in ED	657	3.04%	Total valid votes						
s. 100 Absentee - out of ED	293	1.36%	Total valid votes						
s. 101 Absentee - advance	65	0.30%	Total valid votes						
s. 104 Voting in DEO office	252	1.16%	Total valid votes						
s. 106 Voting by mail	53	0.25%	Total valid votes						
Total valid votes	21,586								
Rejected ballots	92	0.42%	Ballots cast						
Registered voters who voted	21,678	59.94%	Registered voters						
Registered voters	36,169								
Candidate elected:	Scott Hamilton (LIB)								

*1 Voting areas 14S and 91S combined

Delta South (DLS)
MAP A - Delta South Electoral District







	Vicki Huntington	Bruce McDonald	Nic Slater	Total valid votes	Rejected ballots	Registered voters
	IND	LIB	NDP			
Advance voting						
Delta Pioneer Library	1,174	736	502	2,412	6	
Tsawwassen Alliance Church	1,143	878	243	2,264	7	
General voting						
Voting area						
1	66	61	11	138	0	294
2	80	59	31	170	1	324
3	78	54	27	159	0	326
4	118	78	27	223	1	340
5A	61	115	11	187	0	331
5B	27	60	9	96	0	162
6	79	107	9	195	0	322
7	99	66	24	189	0	344
8	96	69	24	189	0	348
9	55	62	37	154	2	286
10	43	74	11	128	0	250
11	21	35	7	63	0	205
12S *4	-	-	-	-	-	58
13	30	27	11	68	0	206
14	72	105	44	221	1	348
15	58	59	52	169	1	323
16	70	54	34	158	0	299
17	71	59	27	157	0	301
18	47	42	28	117	0	319
19	78	51	23	152	0	349
20	83	52	28	163	1	348
21	118	63	31	212	0	362
22	93	71	21	185	0	358
23	106	74	36	216	0	379
24	82	80	28	190	0	376
25	96	68	35	199	0	399
26S *1	33	17	15	65	0	41
27	69	35	12	116	0	302
28	83	54	32	169	1	342
29	72	68	23	163	1	365
30	54	39	23	116	0	290
31	69	39	49	157	1	403
32	79	40	27	146	0	293
33S *1	-	-	-	-	-	60
34	98	70	42	210	1	357
35	108	84	31	223	1	366
36	71	85	46	202	1	386
37	97	84	31	212	0	353
38	87	30	23	140	1	274
39	89	58	32	179	0	317

Delta South (DLS)
Voting results by voting area

Statement of Votes
 40th Provincial General Election
 May 14, 2013

Voting area (continued)	Vicki Huntington	Bruce McDonald	Nic Slater	Total valid votes	Rejected ballots	Registered voters
	IND	LIB	NDP			
40	92	60	42	194	1	369
41	68	54	22	144	0	328
42	78	48	32	158	1	367
43	61	60	26	147	0	383
44	37	24	26	87	0	230
45	41	30	22	93	0	281
46	86	26	52	164	5	368
47	87	50	27	164	0	347
48	37	12	20	69	0	269
49	55	28	16	99	0	306
50	67	38	46	151	0	320
51	99	41	38	178	1	315
52	67	43	20	130	2	304
53	66	40	23	129	0	284
54	89	67	35	191	1	390
55S *2	47	33	12	92	4	16
56	96	56	46	198	3	347
57	99	54	31	184	1	366
58S *2	-	-	-	-	-	129
59	43	64	8	115	1	266
60	124	67	22	213	0	359
61	81	51	26	158	0	377
62 *3	-	-	-	-	-	152
63 *3	84	79	33	196	1	339
64	75	65	15	155	0	326
65	75	63	10	148	0	300
66	84	55	34	173	2	342
67	59	48	26	133	0	314
68	126	82	34	242	1	369
69	100	55	23	178	0	339
70	104	59	32	195	0	342
71	80	53	26	159	1	291
72	57	55	12	124	0	279
73	51	31	25	107	1	286
74	62	30	25	117	0	328
75	59	39	20	118	0	280
76S	37	28	9	74	1	120
77	45	38	22	105	2	356
78	101	50	15	166	1	335
79	107	42	23	172	1	297
80	83	68	22	173	1	321
81	86	60	26	172	1	322
82	77	48	8	133	0	310
83	62	62	21	145	0	360
84	80	59	3	142	1	324
85	88	76	24	188	0	361
86	95	80	21	196	0	351
87	70	70	16	156	0	321
88	87	63	10	160	1	345
89	77	76	27	180	0	343

Voting area (continued)	Vicki Huntington	Bruce McDonald	Nic Slater	Total valid votes	Rejected ballots	Registered voters
	IND	LIB	NDP			
90	75	53	25	153	1	304
91S *4	13	26	9	48	0	31
92	102	60	17	179	0	316
93	66	58	15	139	1	269
94	62	61	29	152	0	298
95	73	96	13	182	0	300
96	78	76	24	178	1	351
97	50	75	7	132	1	277
98	78	63	28	169	0	327
99	87	89	18	194	2	376
100	69	72	31	172	1	347
101	30	80	19	129	0	308
102	89	80	15	184	0	342
103	101	84	18	203	1	346
104	87	89	20	196	3	361
105	91	73	13	177	0	335
106	94	68	27	189	0	331
107	97	90	25	212	0	339
108	87	69	19	175	0	358
109	82	75	12	169	0	354
110	100	67	27	194	0	336
111	107	58	32	197	0	352
112	74	68	12	154	0	250
113	43	43	9	95	0	201
114S *2	-	-	-	-	-	0
Sub totals	10,619	8,115	3,375	22,109	73	34,989
s. 98 Special	32	25	16	73	2	
s. 99 Absentee - in ED	359	310	173	842	1	
s. 100 Absentee - out of ED	96	64	60	220	9	
s. 101 Absentee - advance	18	7	10	35	0	
s. 104 Voting in DEO office	208	178	50	436	12	
s. 106 Voting by mail	44	22	16	82	0	
Grand totals	11,376	8,721	3,700	23,797	97	34,989
% of valid votes	47.80%	36.65%	15.55%			

Delta South (DLS)
Voting results by voting area

Summary

Valid votes - General and advance	22,109	92.91%	Total valid votes
s. 98 Special	73	0.31%	Total valid votes
s. 99 Absentee - in ED	842	3.54%	Total valid votes
s. 100 Absentee - out of ED	220	0.92%	Total valid votes
s. 101 Absentee - advance	35	0.15%	Total valid votes
s. 104 Voting in DEO office	436	1.83%	Total valid votes
s. 106 Voting by mail	82	0.34%	Total valid votes

Total valid votes **23,797**

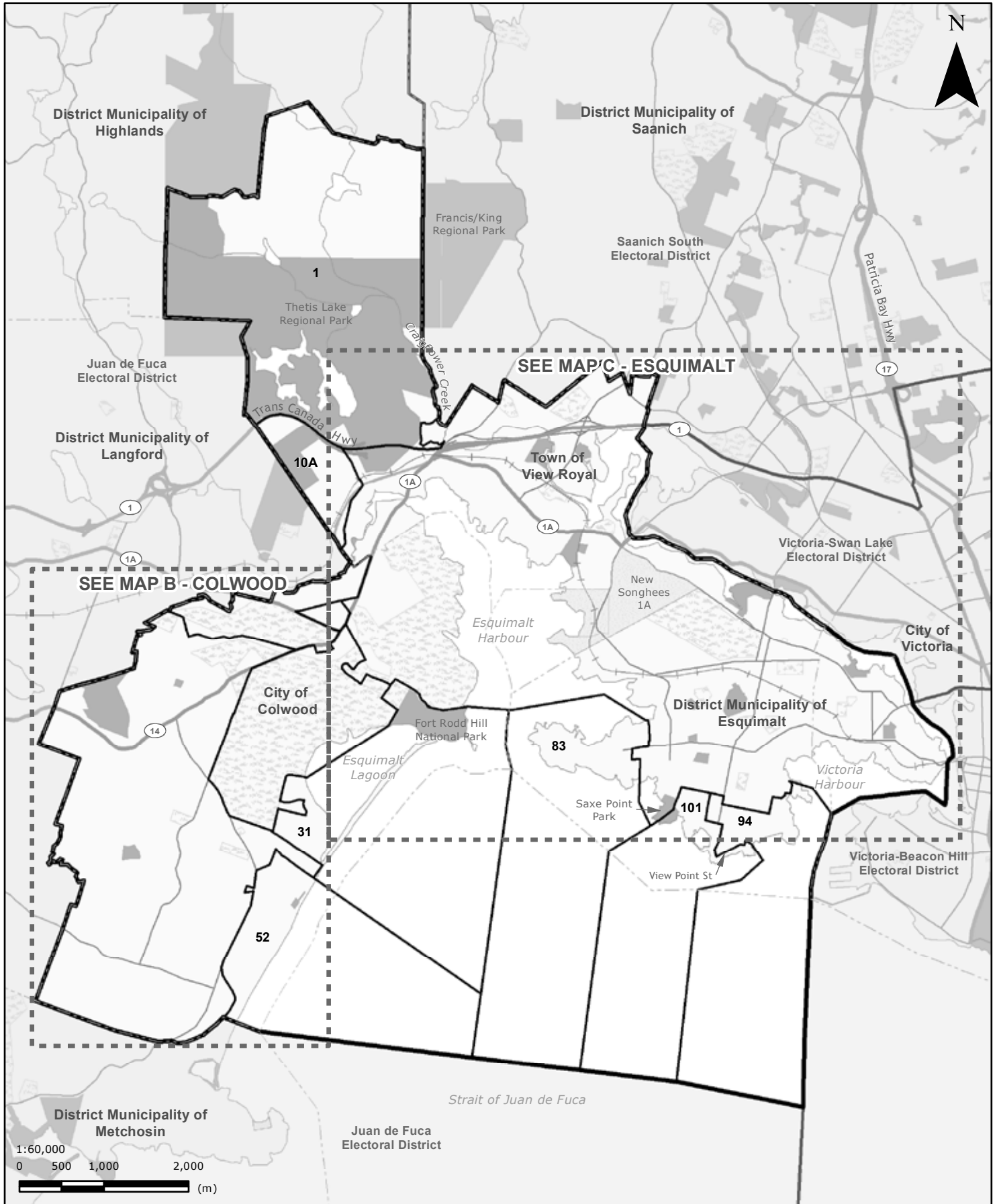
Rejected ballots	97	0.41%	Ballots cast
Registered voters who voted	23,894	68.29%	Registered voters

Registered voters **34,989**

Candidate elected: **Vicki Huntington (IND)**

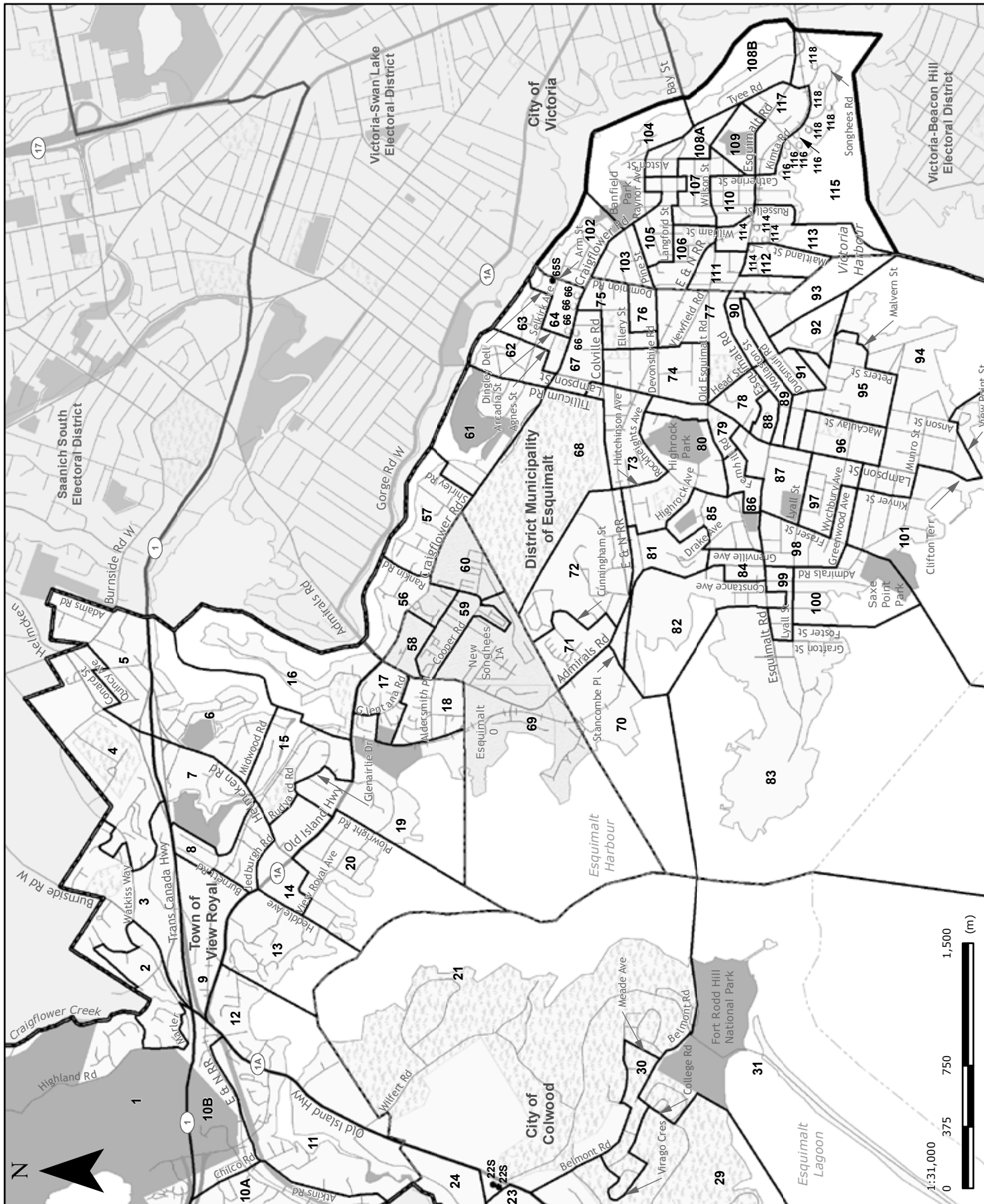
-
- *1 Voting areas 26S and 33S combined
 - *2 Voting areas 55S, 58S and 114S combined
 - *3 Voting areas 62 and 63 combined
 - *4 Voting areas 12S and 91S combined

**Esquimalt-Royal Roads (ESR)
MAP A - Esquimalt-Royal Roads Electoral District**



**Esquimalt-Royal Roads (ESR)
MAP B - Colwood**





**Esquimalt-Royal Roads (ESR)
Voting results by voting area**

Statement of Votes
40th Provincial General Election
May 14, 2013

	Maurine Karagianis NDP	Susan Christina Low GP	Chris Ricketts LIB	Joshua Steffler IND	Total valid votes	Rejected ballots	Registered voters
Advance voting							
Colwood Pentecostal Church	1,065	325	801	24	2,215	4	
Esquimalt Recreation Centre	1,801	719	830	61	3,411	6	
General voting							
Voting area							
1	61	20	67	0	148	0	312
2	71	19	54	5	149	0	300
3	88	31	84	3	206	0	395
4	71	35	56	1	163	0	379
5	62	40	48	3	153	0	330
6	100	36	61	3	200	0	390
7	79	36	47	0	162	0	341
8	68	32	54	4	158	1	295
9	50	22	25	4	101	0	342
10A	59	36	63	1	159	0	443
10B	35	14	24	3	76	0	263
11	61	22	50	0	133	0	361
12	87	31	56	2	176	0	428
13	42	39	70	3	154	0	337
14	82	23	59	2	166	0	328
15	73	38	26	4	141	0	303
16	62	34	42	2	140	1	301
17	86	32	17	3	138	0	294
18	56	43	81	1	181	0	380
19	81	37	39	1	158	1	354
20	74	39	42	4	159	0	349
21	28	20	25	4	77	0	374
22S	23	6	13	2	44	0	60
23	41	14	18	0	73	0	271
24	61	21	37	2	121	0	333
25	78	20	35	2	135	0	368
26	82	31	35	4	152	1	338
27	89	19	46	2	156	0	350
28A	45	22	44	1	112	0	246
28B	40	14	24	0	78	1	192
29	27	16	30	0	73	1	279
30	30	7	22	9	68	0	334
31	40	22	50	3	115	0	412
32	49	23	27	1	100	0	351
33	74	34	35	6	149	0	315
34	68	29	35	5	137	1	331
35	66	12	57	0	135	0	330
36	41	24	45	0	110	0	276
37	55	16	30	1	102	0	301
38	36	9	35	0	80	0	287
39	61	24	45	2	132	0	390
40	82	40	43	2	167	1	342
41	26	19	27	2	74	0	275
42	64	26	47	4	141	1	309
43	46	12	45	1	104	0	289

Esquimalt-Royal Roads (ESR)
Voting results by voting area

Voting area (continued)	Maurine Karagianis	Susan Christina Low	Chris Ricketts	Joshua Steffler	Total valid votes	Rejected ballots	Registered voters
	NDP	GP	LIB	IND			
44	63	15	63	1	142	1	374
45	39	20	60	1	120	1	341
46	61	35	55	2	153	1	386
47	58	26	48	1	133	0	297
48	86	35	39	2	162	4	342
49	58	26	50	8	142	0	345
50	79	32	54	0	165	4	348
51	68	15	79	3	165	0	354
52	42	23	93	1	159	0	339
53	54	25	99	1	179	0	421
54	55	20	36	1	112	0	280
55A	40	25	55	1	121	0	359
55B	34	25	73	4	136	0	389
56	59	23	26	2	110	0	266
57	65	35	41	2	143	0	347
58	57	20	21	0	98	0	288
59	65	21	25	4	115	1	332
60	75	23	28	1	127	0	313
61	69	25	25	0	119	0	348
62	70	29	36	1	136	0	308
63	57	38	18	0	113	1	283
64	72	28	20	0	120	0	293
65S	17	5	6	1	29	0	51
66	53	22	8	1	84	0	300
67	88	35	34	3	160	0	352
68	21	16	35	2	74	1	310
69	82	9	22	1	114	2	351
70	37	25	26	1	89	2	308
71	56	21	34	0	111	0	338
72	42	33	29	0	104	1	334
73	85	35	22	2	144	2	356
74	71	31	13	0	115	0	354
75	84	35	16	2	137	1	299
76	39	30	12	2	83	0	244
77	38	33	11	0	82	0	279
78	37	16	11	2	66	2	229
79	43	18	14	3	78	0	239
80	73	46	29	3	151	0	362
81	49	28	17	0	94	0	360
82	44	32	11	4	91	0	284
83	49	26	26	4	105	0	309
84	34	33	9	1	77	0	316
85	56	33	28	4	121	1	306
86	44	9	17	0	70	1	286
87	60	26	19	2	107	1	317
88	45	17	19	0	81	0	319
89	48	29	12	0	89	0	309
90	39	22	7	0	68	0	227
91	88	41	20	1	150	1	315
92	35	20	17	4	76	0	239

Esquimalt-Royal Roads (ESR)
Voting results by voting area

Statement of Votes
 40th Provincial General Election
 May 14, 2013

	Maurine Karagianis	Susan Christina Low	Chris Ricketts	Joshua Steffler	Total valid votes	Rejected ballots	Registered voters
Voting area (continued)	NDP	GP	LIB	IND			
93	59	25	38	0	122	0	389
94	51	29	22	4	106	0	309
95	67	38	14	2	121	0	355
96	74	25	16	1	116	0	303
97	74	43	31	1	149	0	378
98	58	41	30	1	130	0	364
99	62	37	17	3	119	0	376
100	63	59	39	2	163	1	348
101	69	32	49	1	151	0	395
102	77	43	14	1	135	0	300
103	75	41	17	2	135	0	303
104	88	66	39	2	195	1	403
105	66	54	23	2	145	0	367
106	78	35	15	1	129	1	297
107	62	42	25	0	129	0	318
108A	23	27	22	1	73	1	218
108B	45	36	26	0	107	0	295
109	57	32	9	2	100	0	316
110	77	40	25	2	144	0	292
111	67	43	19	2	131	0	321
112	23	28	18	2	71	0	249
113	76	36	25	3	140	0	328
114	66	33	36	2	137	0	336
115	50	29	80	1	160	1	387
116	32	33	80	3	148	0	329
117	68	41	38	3	150	2	388
118	41	25	78	2	146	0	365
Sub totals	9,997	4,486	5,959	312	20,754	54	39,253
s. 98 Special	83	25	37	1	146	6	
s. 99 Absentee - in ED	398	217	235	18	868	19	
s. 100 Absentee - out of ED	187	91	102	4	384	23	
s. 101 Absentee - advance	65	21	35	1	122	3	
s. 104 Voting in DEO office	189	70	120	6	385	6	
s. 106 Voting by mail	44	18	23	1	86	2	
Grand totals	10,963	4,928	6,511	343	22,745	113	39,253
% of valid votes	48.20%	21.67%	28.63%	1.50%			

Summary

Valid votes - General and advance	20,754	91.25%	Total valid votes
s. 98 Special	146	0.64%	Total valid votes
s. 99 Absentee - in ED	868	3.82%	Total valid votes
s. 100 Absentee - out of ED	384	1.69%	Total valid votes
s. 101 Absentee - advance	122	0.53%	Total valid votes
s. 104 Voting in DEO office	385	1.69%	Total valid votes
s. 106 Voting by mail	86	0.38%	Total valid votes

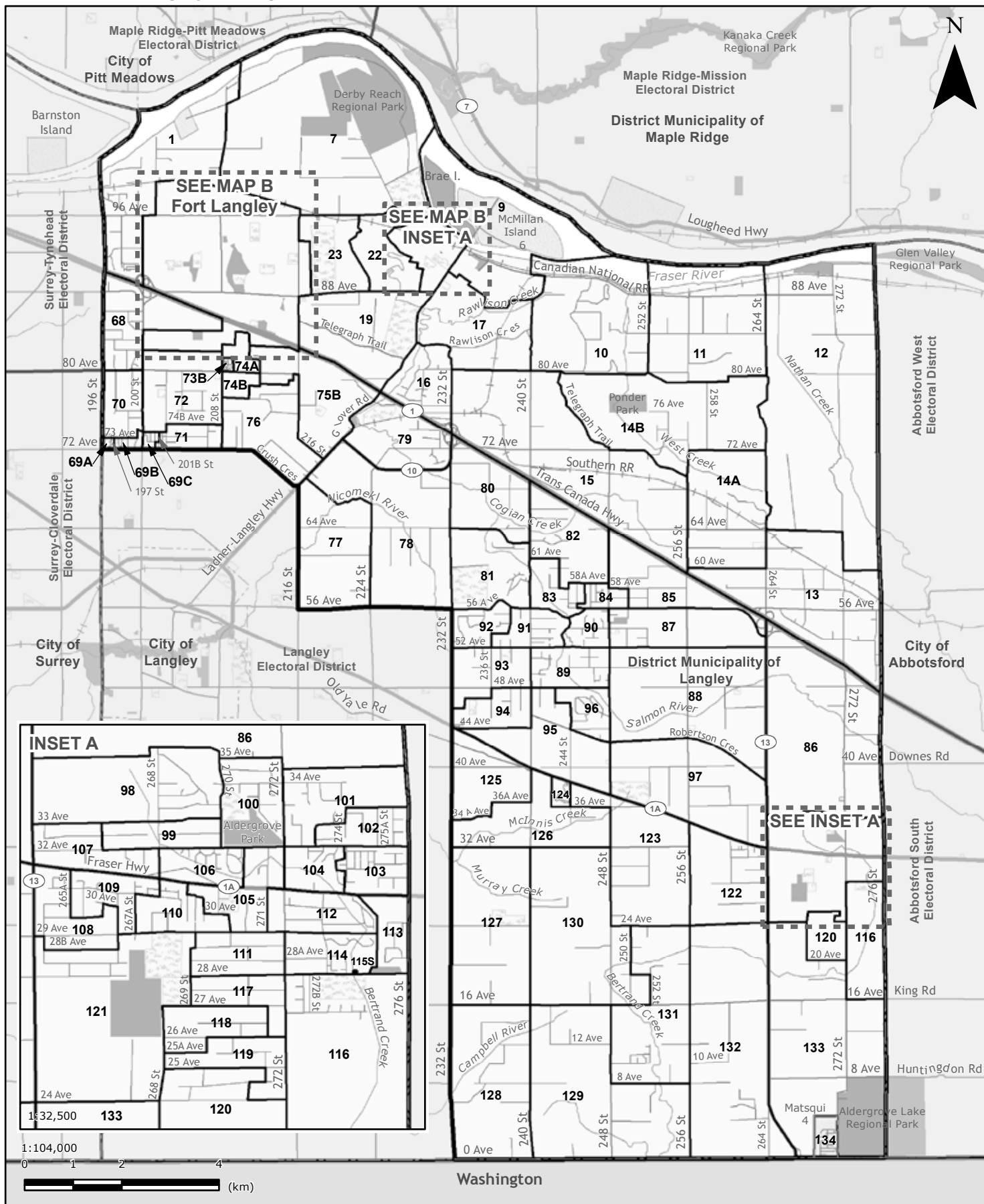
Total valid votes **22,745**

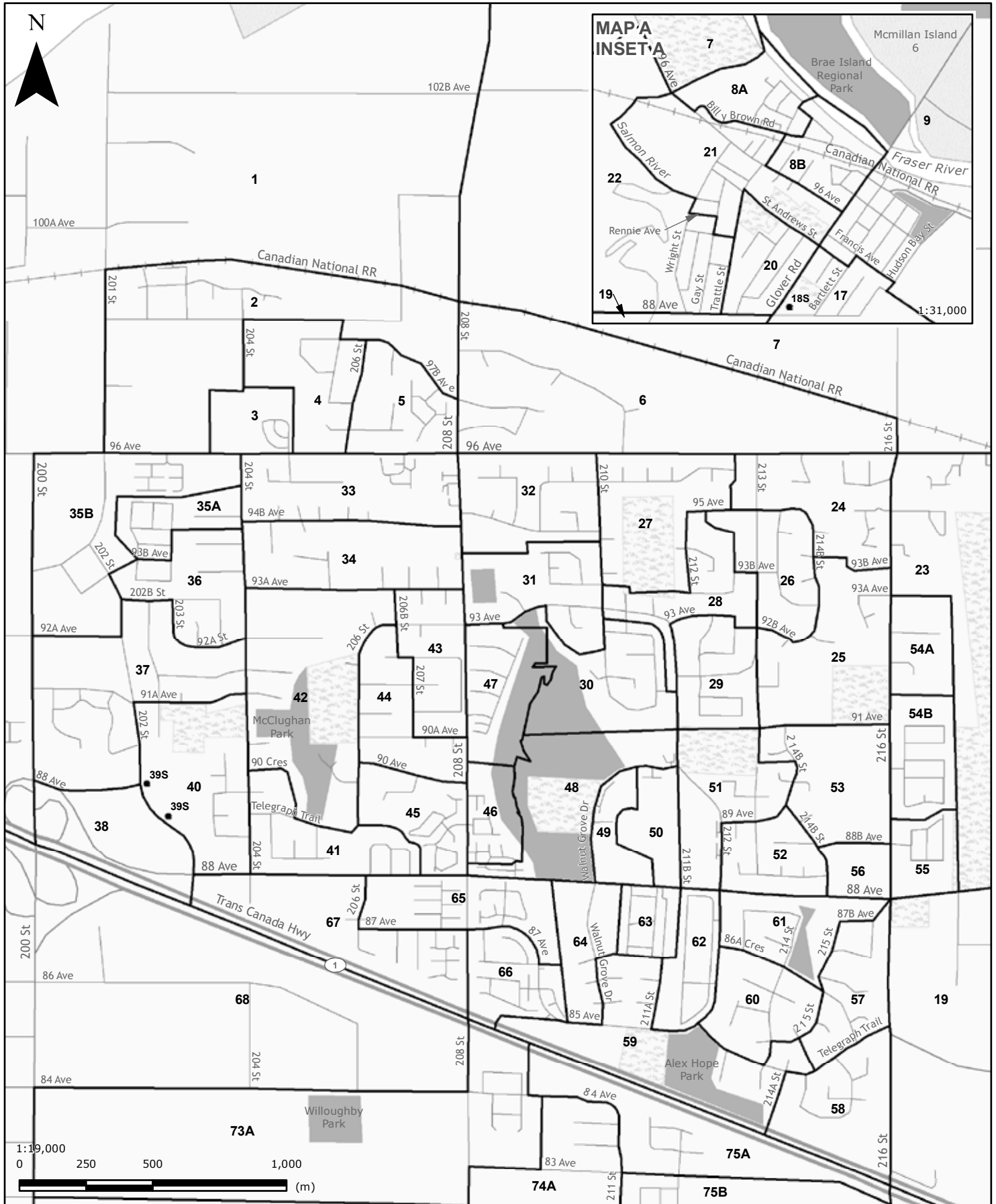
Rejected ballots	113	0.49%	Ballots cast
Registered voters who voted	22,858	58.23%	Registered voters

Registered voters **39,253**

Candidate elected: **Maurine Karagianis (NDP)**

**Fort Langley-Aldergrove (FLA)
MAP A - Fort Langley-Aldergrove Electoral District**





Fort Langley-Aldergrove (FLA)
Voting results by voting area

Statement of Votes
 40th Provincial General Election
 May 14, 2013

	Rich Coleman	Lisa David	Shane Dyson	Rick Manuel	Kevin Mitchell	Total valid votes	Rejected ballots	Registered voters
	LIB	GP	NDP	CP	IND			
Advance voting								
Mountainview Alliance Church	1,345	120	571	171	43	2,250	5	
Royal Canadian Legion 265	789	116	456	190	31	1,582	1	
General voting								
Voting area								
1	52	13	47	17	9	138	1	328
2	85	10	44	16	2	157	1	349
3	115	5	50	22	4	196	0	355
4	85	21	58	3	3	170	0	360
5	105	8	35	13	3	164	0	327
6	92	10	25	17	1	145	0	308
7	119	18	26	14	5	182	0	328
8A	104	15	51	8	3	181	0	309
8B	129	29	48	13	5	224	0	471
9	81	23	78	9	3	194	0	370
10	91	11	13	13	4	132	0	243
11	53	12	19	8	5	97	0	264
12	83	9	23	13	2	130	0	303
13	81	5	23	4	3	116	0	318
14A	84	20	24	12	6	146	0	337
14B	62	8	23	3	1	97	0	237
15	70	9	28	17	1	125	0	353
16	141	14	31	21	9	216	0	409
17	119	16	59	15	4	213	2	343
18S *1	11	2	7	6	2	28	4	84
19	81	7	29	11	5	133	0	347
20	81	27	54	17	6	185	0	315
21	83	33	70	20	4	210	1	385
22	82	29	61	20	12	204	1	359
23	105	16	56	15	1	193	2	391
24	89	20	44	26	3	182	0	328
25	85	19	39	20	3	166	1	316
26	99	11	52	13	4	179	1	365
27	84	13	48	14	6	165	0	314
28	122	19	62	14	5	222	1	391
29	83	15	67	21	6	192	1	382
30	98	17	49	8	3	175	0	377
31	88	22	44	14	3	171	1	332
32	94	23	57	18	7	199	0	366
33	72	18	50	25	6	171	0	365
34	129	10	51	13	1	204	0	368
35A	92	9	45	7	1	154	0	347
35B	52	3	18	4	0	77	0	188
36	96	15	42	20	3	176	1	319
37	97	11	27	9	1	145	0	297

Fort Langley-Aldergrove (FLA)
Voting results by voting area

	Rich Coleman	Lisa David	Shane Dyson	Rick Manuel	Kevin Mitchell	Total valid votes	Rejected ballots	Registered voters
Voting area (continued)	LIB	GP	NDP	CP	IND			
38	54	13	25	12	1	105	0	432
39S	69	5	24	10	2	110	2	237
40	115	10	44	26	0	195	0	359
41	71	12	36	10	0	129	0	327
42	107	8	50	19	5	189	0	360
43	105	4	35	7	7	158	0	304
44	108	20	43	19	5	195	2	383
45	73	11	44	9	3	140	0	323
46	87	23	44	11	3	168	0	380
47	104	6	40	21	0	171	0	335
48	50	9	48	9	1	117	0	282
49	80	7	56	13	6	162	1	328
50	79	8	35	10	0	132	0	244
51	104	16	75	12	4	211	1	358
52	70	15	49	13	4	151	0	280
53	128	16	63	17	6	230	1	428
54A	47	4	30	10	4	95	0	190
54B	97	11	34	12	3	157	0	344
55	84	8	57	16	2	167	0	389
56	54	11	25	9	3	102	0	224
57	91	8	61	22	6	188	0	331
58	93	9	37	6	4	149	0	302
59	127	12	37	10	2	188	0	354
60	131	12	44	8	6	201	0	333
61	99	8	31	14	4	156	0	279
62	97	14	73	19	5	208	0	335
63	104	6	30	19	8	167	0	291
64	68	17	37	9	1	132	0	350
65	96	8	40	13	3	160	2	357
66	69	7	43	14	4	137	1	342
67	97	6	36	26	3	168	5	332
68	68	9	32	9	2	120	0	316
69A	42	4	15	13	2	76	0	234
69B	81	8	48	12	1	150	0	419
69C	49	4	35	10	1	99	0	261
70	71	5	33	7	1	117	1	264
71	97	14	35	16	1	163	0	445
72	85	10	34	7	1	137	0	362
73A	197	17	80	26	0	320	0	736
73B	61	10	38	14	3	126	0	329
74A	206	15	79	32	7	339	5	693
74B	135	9	63	26	8	241	2	572
75A	97	20	37	17	1	172	0	379
75B	115	12	33	14	8	182	0	363
76	150	12	40	13	3	218	0	502
77	58	6	21	9	0	94	2	273
78	61	7	18	16	6	108	0	275
79	45	8	19	3	3	78	0	270
80	65	9	31	3	2	110	0	254
81	103	4	27	8	6	148	0	296

Fort Langley-Aldergrove (FLA)
Voting results by voting area

Statement of Votes
 40th Provincial General Election
 May 14, 2013

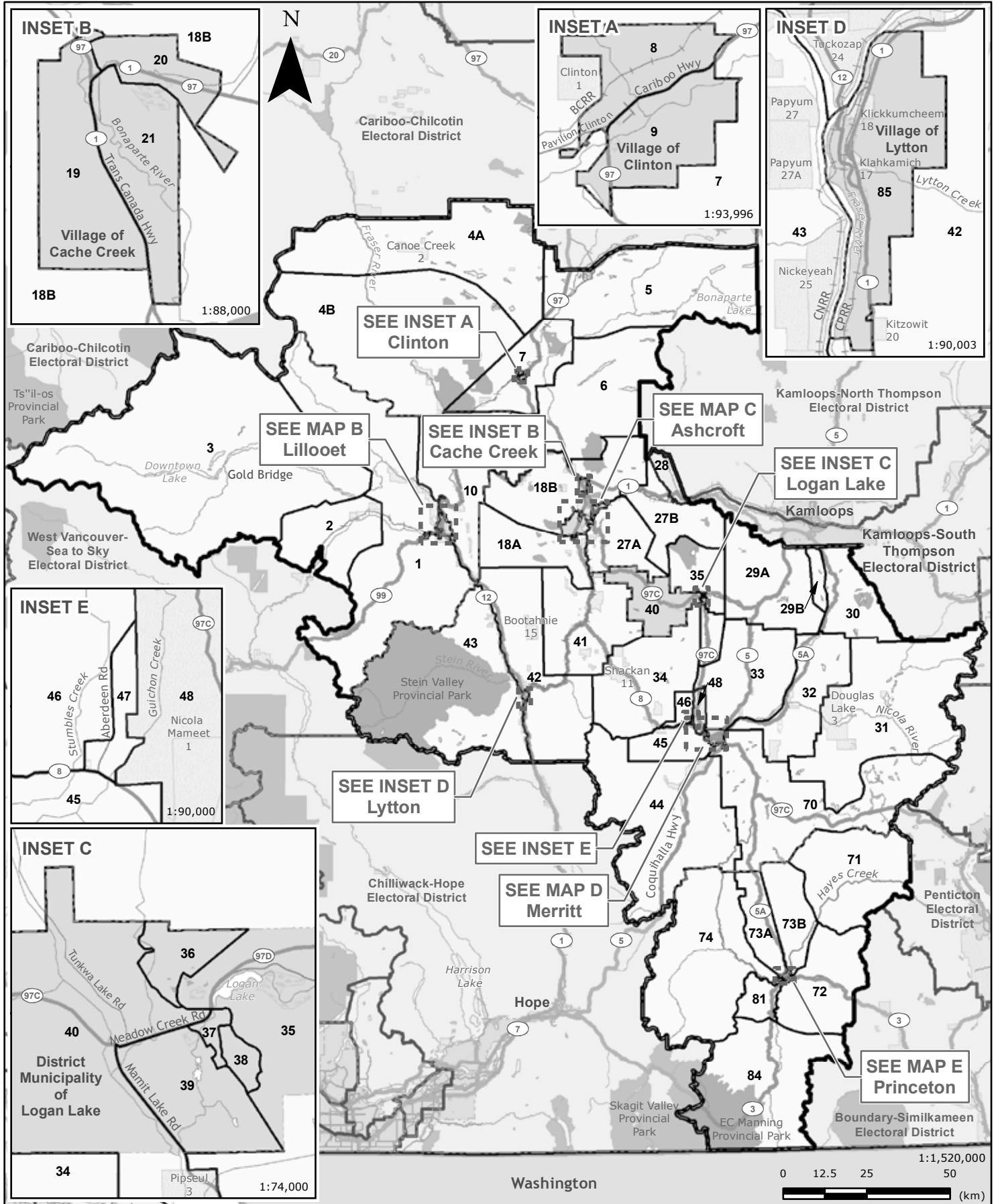
	Rich Coleman	Lisa David	Shane Dyson	Rick Manuel	Kevin Mitchell	Total valid votes	Rejected ballots	Registered voters
Voting area (continued)	LIB	GP	NDP	CP	IND			
82	74	7	37	23	4	145	1	277
83	110	15	40	19	3	187	1	309
84	111	20	40	19	5	195	0	318
85	108	8	41	26	3	186	0	343
86	57	1	39	4	2	103	0	250
87	102	8	38	14	3	165	0	332
88	74	10	22	21	7	134	1	288
89	109	12	30	17	8	176	0	347
90	82	12	43	22	7	166	0	289
91	133	13	40	15	5	206	0	353
92	109	12	46	15	4	186	1	357
93	98	11	30	21	3	163	0	307
94	104	12	45	8	0	169	0	355
95	95	16	37	17	1	166	0	371
96	89	14	45	26	3	177	0	319
97	98	16	46	21	8	189	1	361
98	80	12	42	11	5	150	0	316
99	59	12	48	4	6	129	0	310
100	92	16	67	21	4	200	1	428
101	100	9	38	9	5	161	2	408
102	87	15	21	9	3	135	0	324
103	32	9	38	10	2	91	0	320
104	46	8	25	9	2	90	1	301
105	28	11	16	2	1	58	0	225
106	61	19	58	13	6	157	1	423
107	59	13	28	15	3	118	0	347
108	83	11	29	21	1	145	0	343
109	76	7	49	12	2	146	0	327
110	53	7	33	11	4	108	0	341
111	70	11	36	17	3	137	1	332
112	71	8	36	14	5	134	0	304
113	42	16	38	19	1	116	0	307
114	61	25	53	14	3	156	0	338
115S *1	-	-	-	-	-	-	-	86
116	117	11	37	21	3	189	0	400
117	82	17	42	16	5	162	0	375
118	93	16	34	11	2	156	0	438
119	84	6	30	12	8	140	0	378
120	114	4	34	11	4	167	0	347
121	67	11	39	21	5	143	1	371
122	50	2	27	8	2	89	0	277
123	88	8	26	15	3	140	1	341
124	38	11	42	18	0	109	0	345
125	76	10	44	8	6	144	0	307
126	74	11	19	8	4	116	0	263
127	129	29	41	12	10	221	0	350
128	103	22	41	18	13	197	0	339
129	81	20	42	18	10	171	0	367
130	98	10	23	12	10	153	0	318
131	79	9	30	11	9	138	0	331

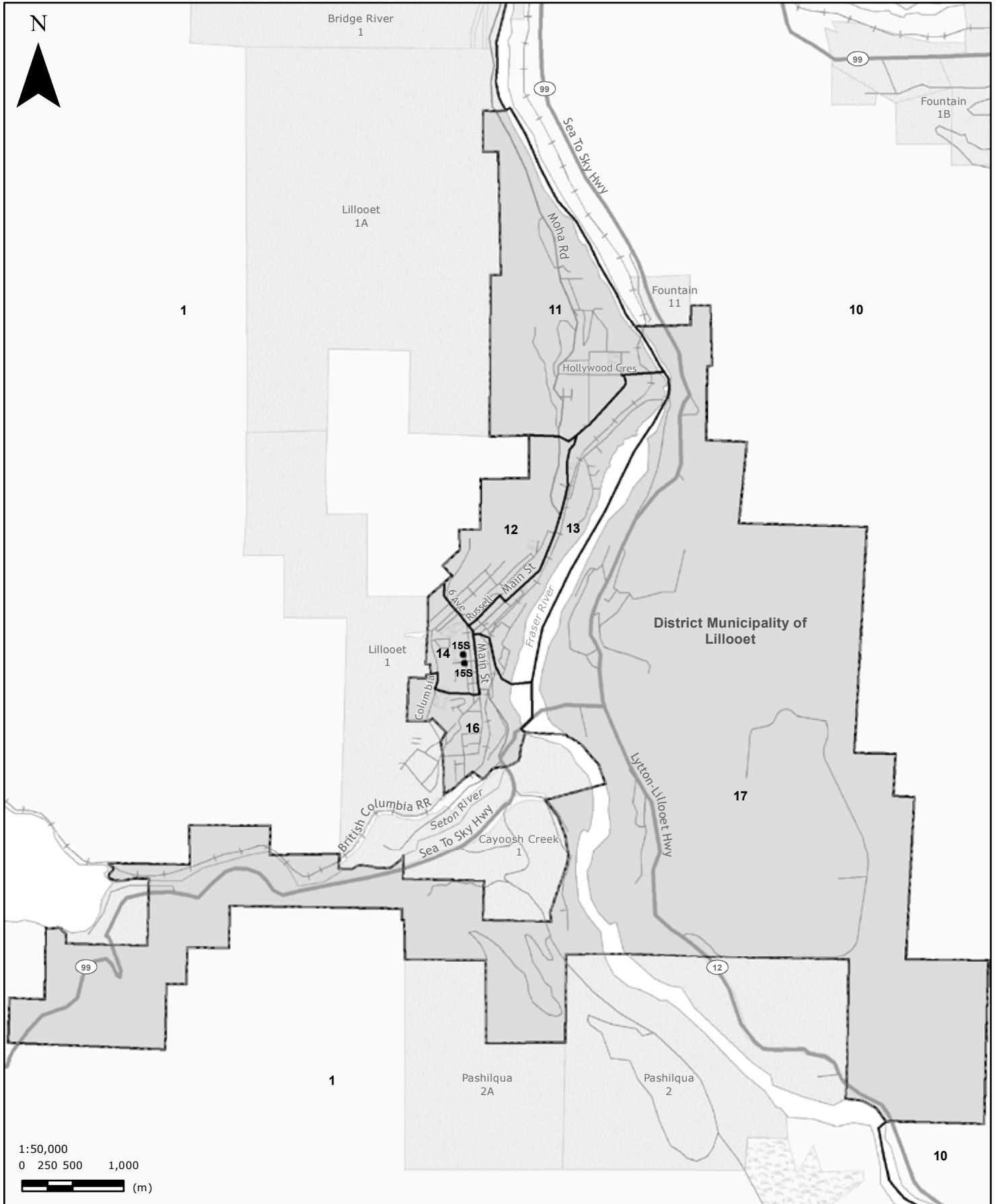
	Rich Coleman	Lisa David	Shane Dyson	Rick Manuel	Kevin Mitchell	Total valid votes	Rejected ballots	Registered voters
Voting area (continued)	LIB	GP	NDP	CP	IND			
132	96	4	41	16	7	164	0	339
133	82	6	18	5	2	113	0	326
134	77	16	68	19	4	184	1	391
Sub totals	14,533	1,957	6,700	2,353	619	26,162	63	48,163
s. 98 Special	48	9	51	4	3	115	6	
s. 99 Absentee - in ED	889	193	471	171	39	1,763	7	
s. 100 Absentee - out of ED	195	40	136	33	3	407	43	
s. 101 Absentee - advance	63	9	24	9	1	106	4	
s. 104 Voting in DEO office	222	17	101	38	7	385	12	
s. 106 Voting by mail	39	4	28	7	0	78	1	
Grand totals	15,989	2,229	7,511	2,615	672	29,016	136	48,163
% of valid votes	55.10%	7.68%	25.89%	9.01%	2.32%			

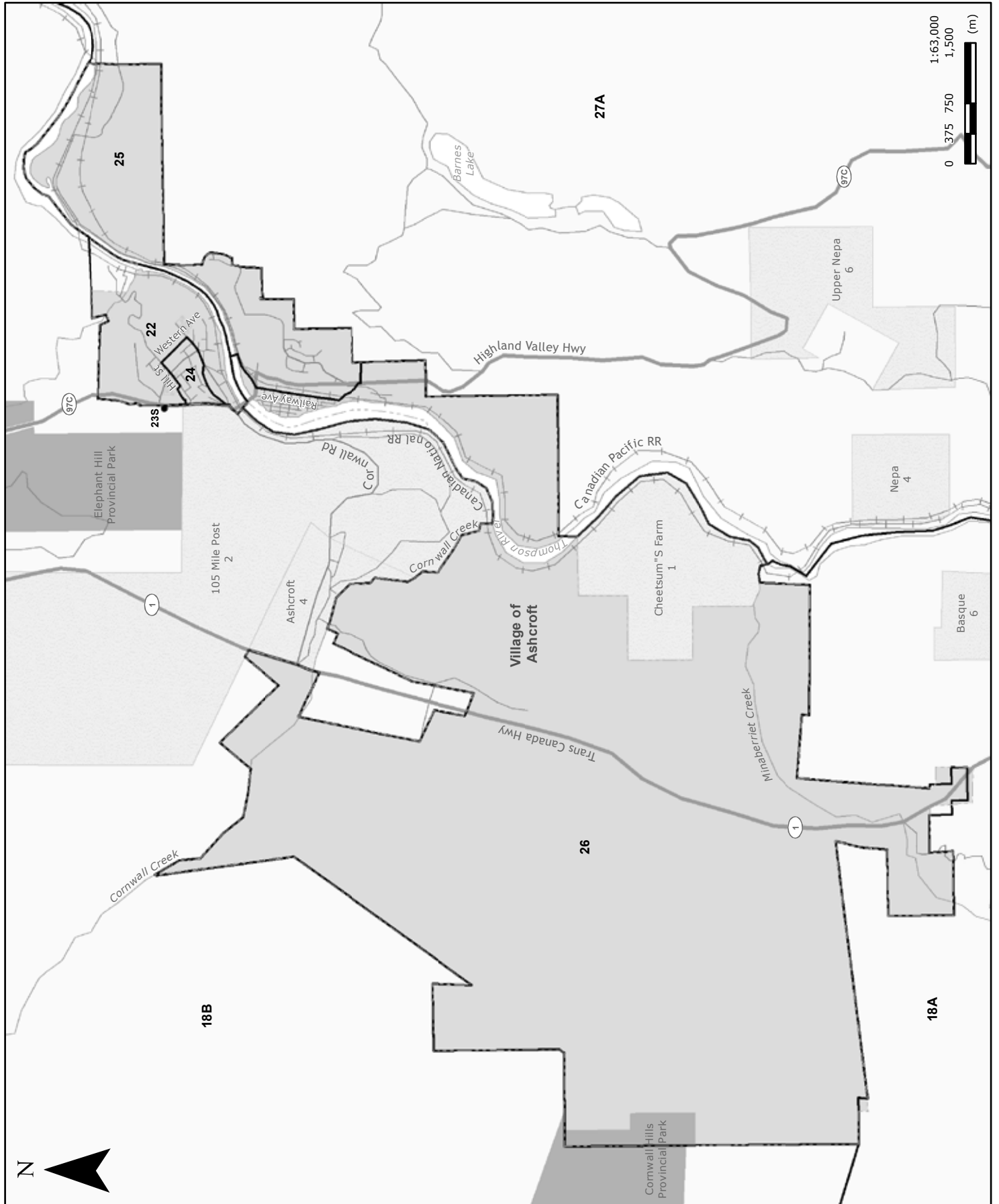
Summary			
Valid votes - General and advance	26,162	90.16%	Total valid votes
s. 98 Special	115	0.40%	Total valid votes
s. 99 Absentee - in ED	1,763	6.07%	Total valid votes
s. 100 Absentee - out of ED	407	1.40%	Total valid votes
s. 101 Absentee - advance	106	0.37%	Total valid votes
s. 104 Voting in DEO office	385	1.33%	Total valid votes
s. 106 Voting by mail	78	0.27%	Total valid votes
Total valid votes	29,016		
Rejected ballots	136	0.47%	Ballots cast
Registered voters who voted	29,152	60.53%	Registered voters
Registered voters	48,163		
Candidate elected:	Rich Coleman (LIB)		

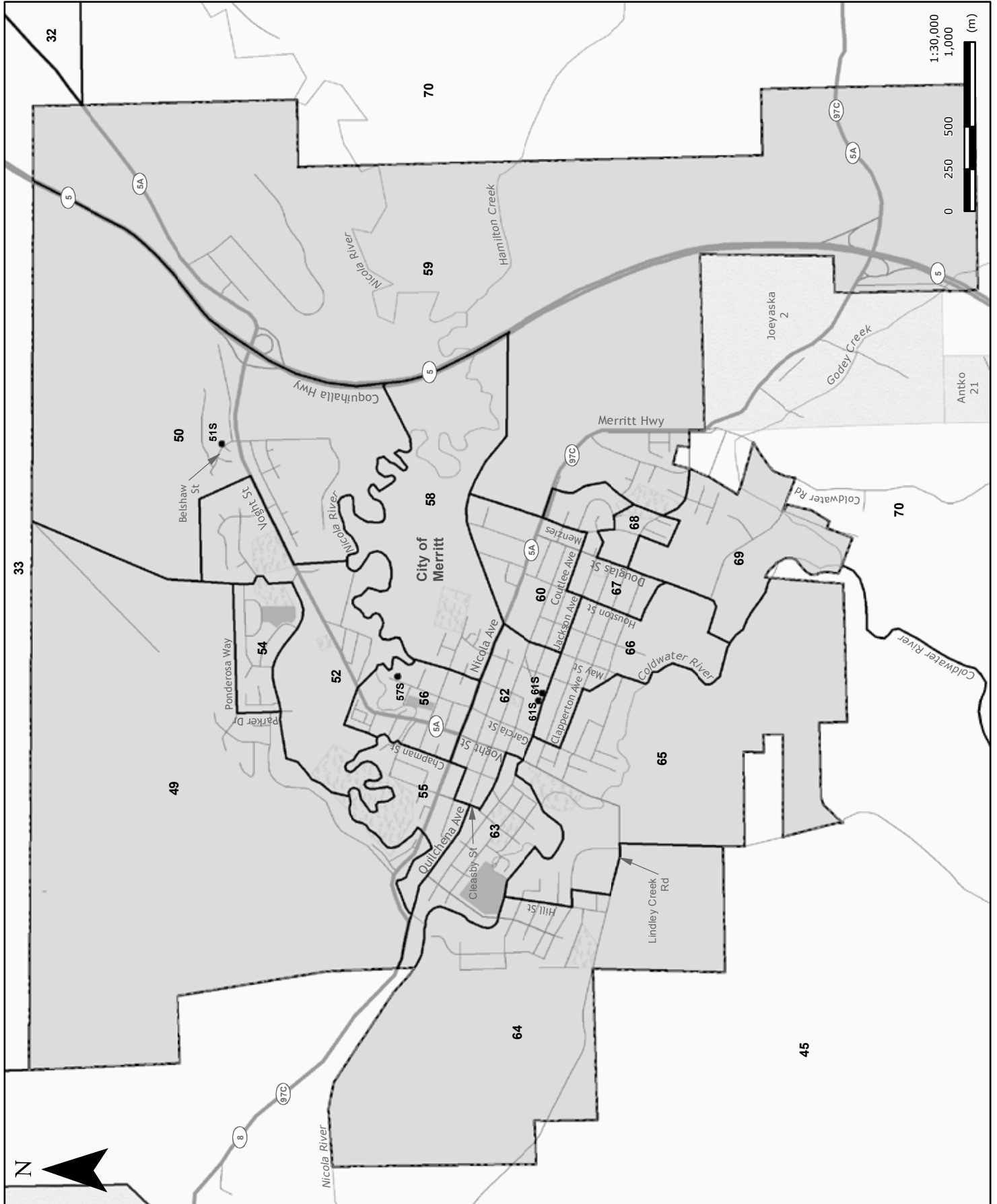
*1 Voting areas 18S and 115S combined

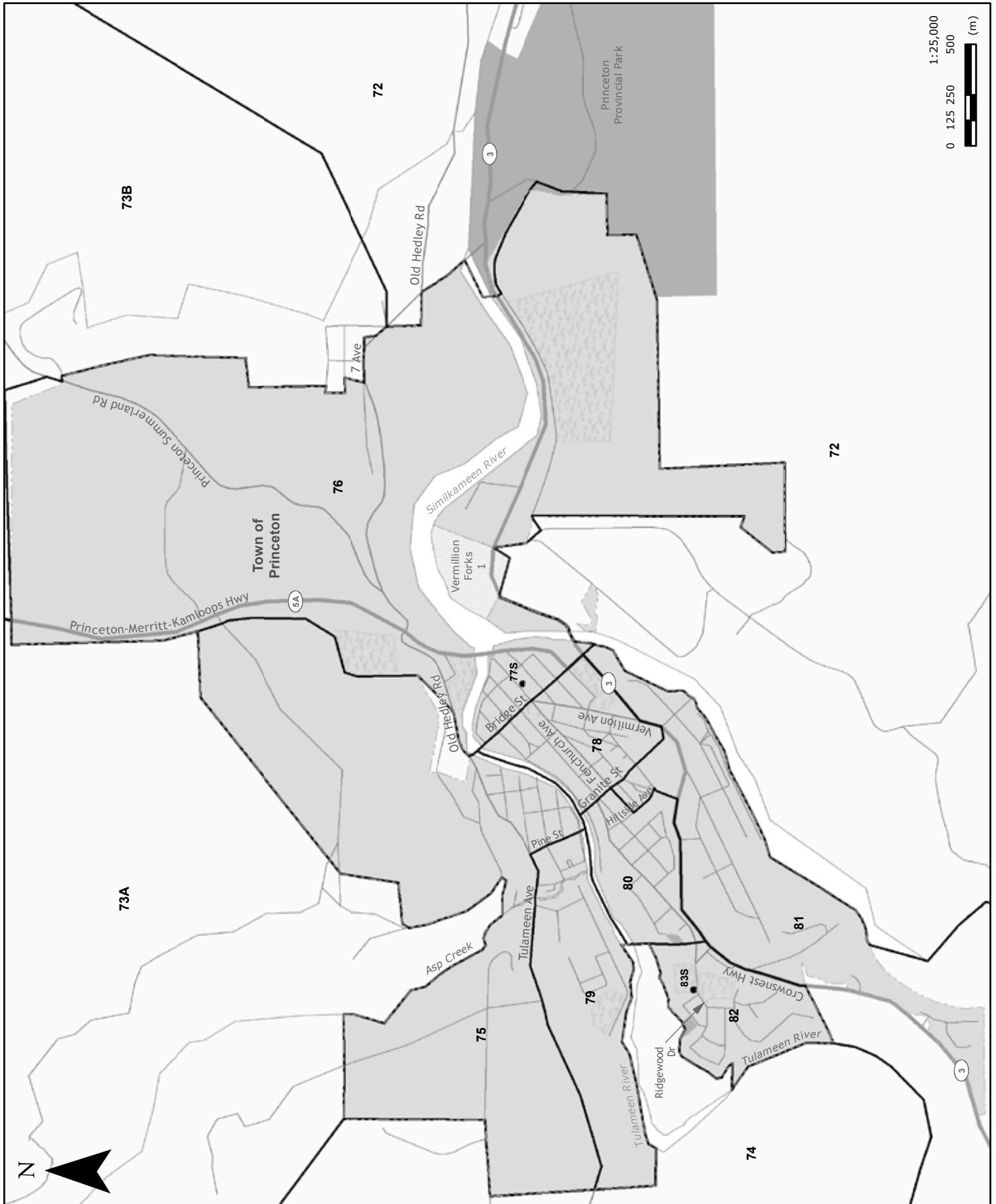
Fraser-Nicola (FRN)
MAP A - Fraser-Nicola Electoral District











	Michael Beauclair	John Kidder	Harry Lali	Jackie Tegart	Total valid votes	Rejected ballots	Registered voters
	CP	GP	NDP	LIB			
Advance voting							
Ashcroft Community Hall	24	28	113	180	345	0	
Cache Creek Community Hall	15	18	68	166	267	0	
Lillooet & District Recreation Centre	30	57	161	139	387	0	
Logan Lake Pentecostal Assembly	34	22	105	186	347	0	
Merritt Civic Centre	48	91	364	533	1,036	1	
Royal Canadian Legion 56	56	47	368	304	775	3	
General voting							
Voting area							
1	8	21	112	25	166	0	425
2	4	14	78	9	105	0	169
3	5	10	40	39	94	0	147
4A *1	-	-	-	-	-	-	54
4B *1	3	6	14	17	40	0	71
5	17	25	72	97	211	0	350
6	9	2	17	65	93	0	266
7	6	9	39	53	107	1	225
8	8	17	55	51	131	0	238
9	6	11	46	83	146	0	274
10	1	8	69	9	87	0	244
11	12	12	51	61	136	0	400
12	10	12	55	38	115	1	377
13	11	23	36	59	129	0	318
14	10	11	59	46	126	1	305
15S	-	-	-	-	-	-	25
16	9	15	56	21	101	0	288
17	4	11	28	37	80	0	197
18A *3	-	-	-	-	-	-	41
18B	4	9	33	43	89	0	262
19	6	5	11	31	53	1	144
20	17	9	47	96	169	0	417
21	8	8	28	53	97	1	238
22	6	17	40	70	133	0	322
23S *2	10	9	42	42	103	0	24
24	10	14	52	91	167	0	348
25	8	16	35	98	157	0	343
26	15	19	40	49	123	0	335
27A *3	0	12	13	17	42	0	77
27B	12	8	26	65	111	0	221
28	5	4	50	12	71	0	145
29A	9	10	19	73	111	0	170
29B	2	5	14	48	69	0	149
30	9	6	27	83	125	0	267
31	1	9	38	12	60	0	112
32	3	5	29	29	66	1	189
33	5	4	14	27	50	0	133
34	1	3	17	15	36	0	195
35	21	15	56	67	159	0	338
36	11	16	39	79	145	0	334

Fraser-Nicola (FRN)
Voting results by voting area

Statement of Votes
 40th Provincial General Election
 May 14, 2013

Voting area (continued)	Michael Beauclair	John Kidder	Harry Lali	Jackie Tegart	Total valid votes	Rejected ballots	Registered voters
	CP	GP	NDP	LIB			
37	11	11	32	41	95	0	247
38	17	12	51	61	141	0	354
39	10	7	39	58	114	0	261
40	18	15	33	49	115	0	266
41	6	19	40	36	101	1	171
42	3	21	86	22	132	1	378
43	1	1	26	2	30	0	92
44	2	9	77	22	110	0	266
45	7	10	38	65	120	1	311
46	18	19	58	104	199	0	364
47	9	16	77	94	196	0	350
48	3	12	70	15	100	0	305
49	5	15	46	82	148	0	343
50	6	6	41	52	105	0	256
51S *2	-	-	-	-	-	-	27
52	5	9	59	67	140	2	279
54	8	13	45	80	146	0	301
55	10	4	33	77	124	1	325
56	4	9	35	53	101	0	274
57S	2	0	14	15	31	0	55
58	2	5	27	38	72	2	234
59	5	9	59	51	124	1	314
60	10	8	50	34	102	1	331
61S *2	-	-	-	-	-	-	20
62	1	21	33	34	89	0	326
63	4	17	49	54	124	0	327
64	8	19	65	47	139	1	325
65	14	7	56	63	140	0	344
66	3	8	38	42	91	0	271
67	11	8	62	52	133	1	358
68	10	11	40	31	92	0	338
69	6	9	48	56	119	0	323
70	8	9	53	64	134	0	366
71	8	5	42	35	90	0	236
72	9	11	74	89	183	0	423
73A	3	7	22	46	78	2	193
73B	7	12	28	59	106	0	289
74	10	13	36	57	116	0	272
75	12	9	46	44	111	2	301
76	6	13	61	29	109	0	356
77S *2	-	-	-	-	-	-	15
78	6	11	34	19	70	0	247
79	5	11	54	47	117	0	344
80	6	6	40	52	104	0	258
81	11	11	40	66	128	0	366
82	13	7	39	39	98	0	237
83S	8	3	16	5	32	0	36
84 *4	-	-	-	-	-	-	63
85 *4	7	35	67	31	140	0	272
Sub totals	831	1,166	4,755	5,497	12,249	26	22,187

	Michael Beauclair	John Kidder	Harry Lali	Jackie Tegart	Total valid votes	Rejected ballots	Registered voters
	CP	GP	NDP	LIB			
s. 98 Special	8	26	108	73	215	2	
s. 99 Absentee - in ED	30	62	301	202	595	2	
s. 100 Absentee - out of ED	6	19	61	54	140	14	
s. 101 Absentee - advance	6	8	27	38	79	1	
s. 104 Voting in DEO office	14	31	119	132	296	5	
s. 106 Voting by mail	0	2	17	6	25	1	
Grand totals	895	1,314	5,388	6,002	13,599	51	22,187
% of valid votes	6.58%	9.66%	39.62%	44.14%			

Summary

Valid votes - General and advance	12,249	90.07%	Total valid votes
s. 98 Special	215	1.58%	Total valid votes
s. 99 Absentee - in ED	595	4.38%	Total valid votes
s. 100 Absentee - out of ED	140	1.03%	Total valid votes
s. 101 Absentee - advance	79	0.58%	Total valid votes
s. 104 Voting in DEO office	296	2.18%	Total valid votes
s. 106 Voting by mail	25	0.18%	Total valid votes

Total valid votes **13,599**

Rejected ballots	51	0.37%	Ballots cast
Registered voters who voted	13,650	61.52%	Registered voters

Registered voters **22,187**

Candidate elected: **Jackie Tegart (LIB)**

*1 Voting areas 4A and 4B combined

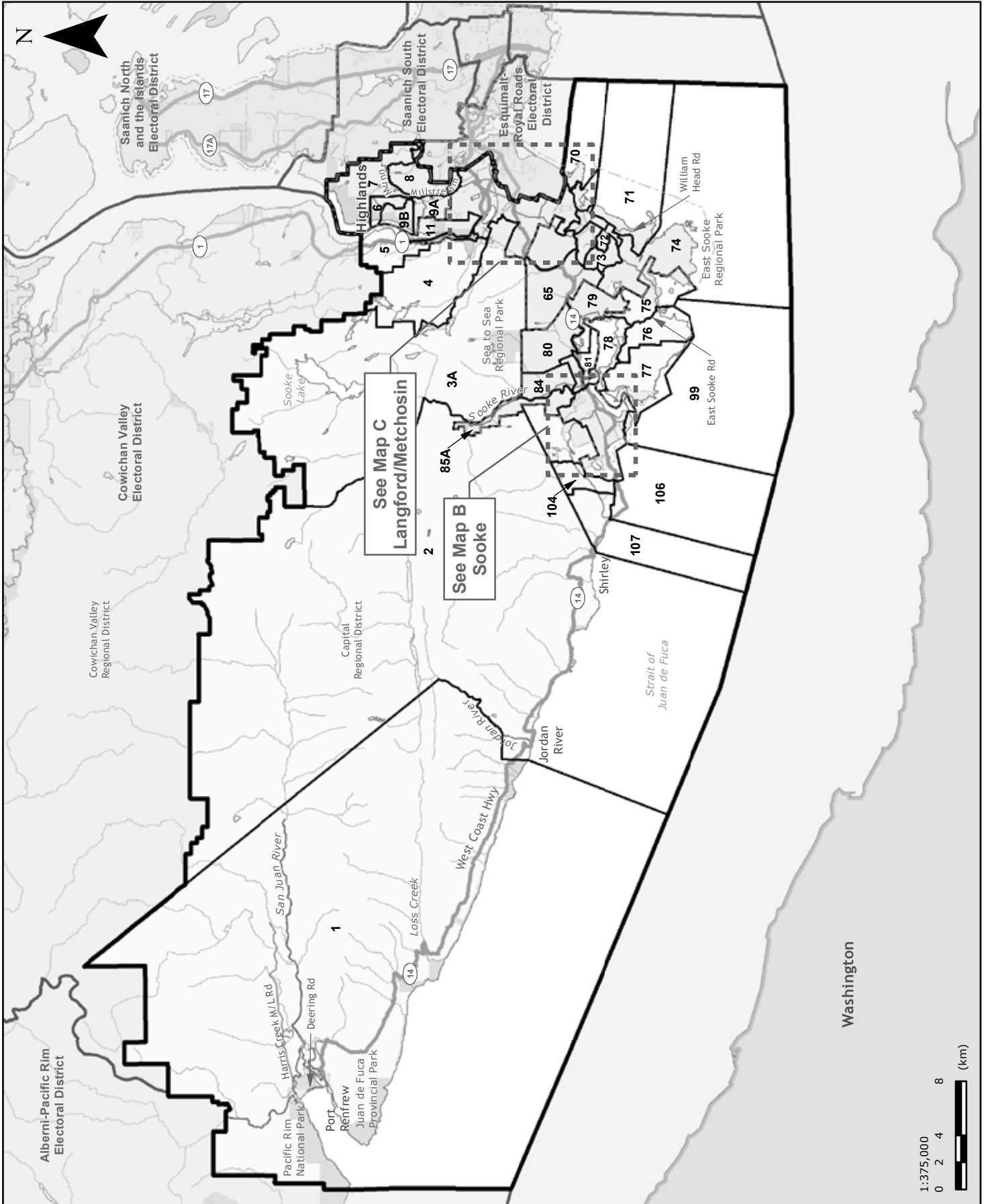
*2 Voting areas 23S, 51S, 61S and 77S combined

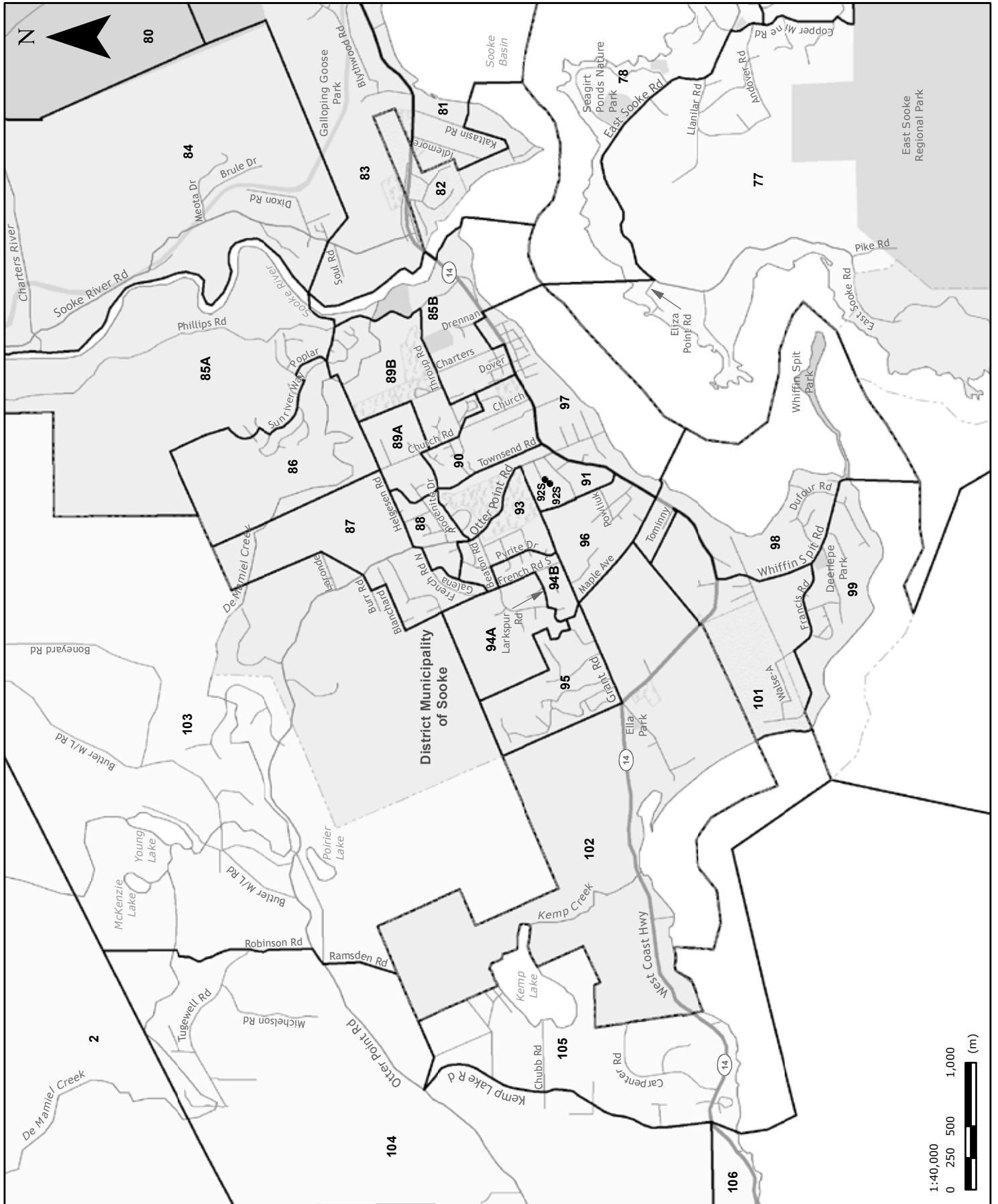
*3 Voting areas 18A and 27A combined

*4 Voting areas 84 and 85 combined

Following a redistribution of voting areas, voting area number 53S was not used in Fraser-Nicola for the 40th Provincial General Election and is therefore not included in the list of voting area results on the preceding pages.

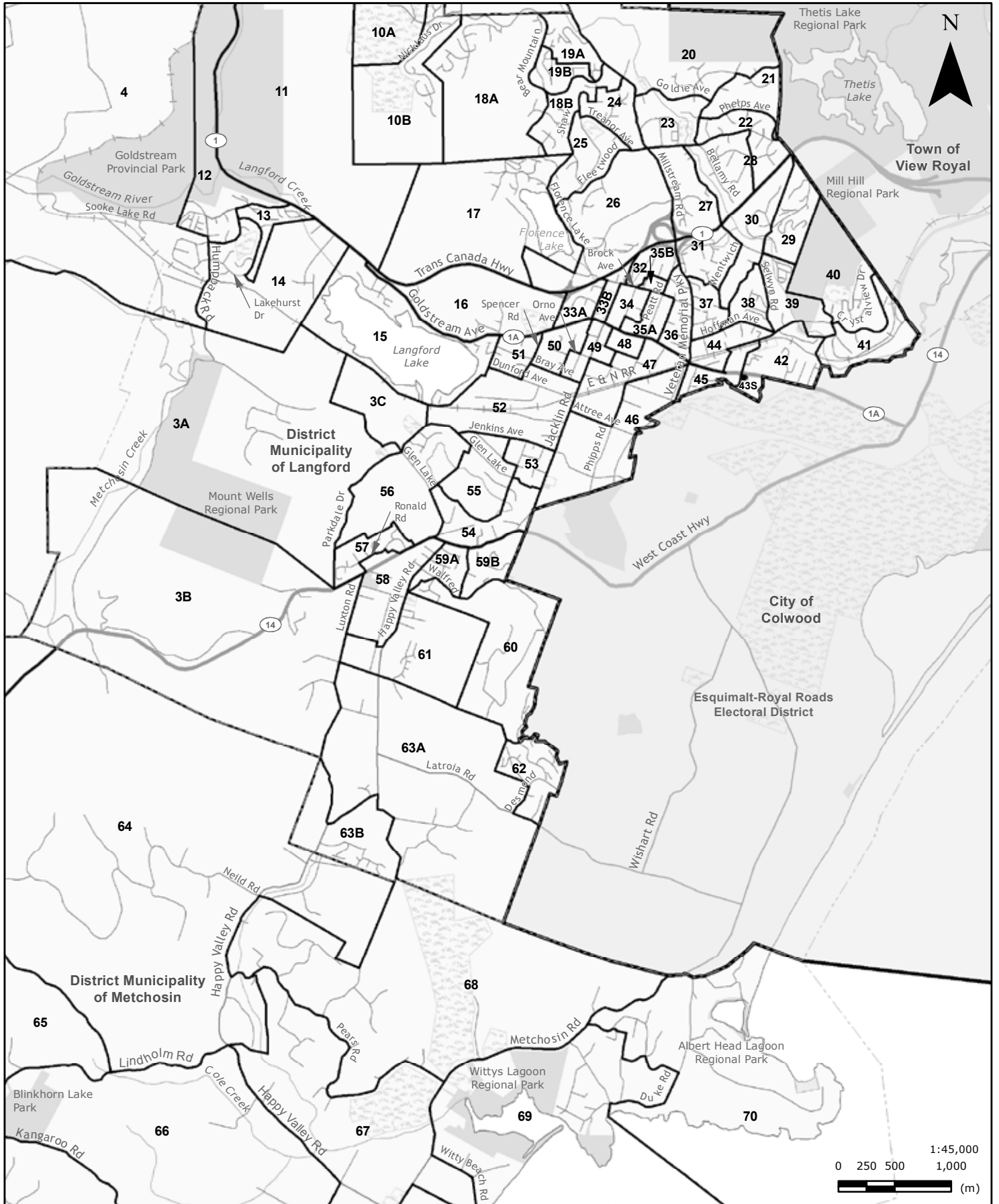
Juan de Fuca (JDF)
MAP A - Juan de Fuca Electoral District





Juan de Fuca (JDF)
MAP C - Langford/Metchosin

Statement of Votes
 40th Provincial General Election
 May 14, 2013



	John Horgan	Kerrie Reay	Carlos Serra	Total valid votes	Rejected ballots	Registered voters
	NDP	LIB	GP			
Advance voting						
Four Point Sheraton	687	490	141	1,318	1	
Gordon United Church	1,217	515	265	1,997	3	
Metchosin Community Hall	488	223	130	841	2	
SEAPARC Leisure Centre	422	213	88	723	1	
Sooke Community Hall	656	306	115	1,077	3	
General voting						
Voting area						
1	49	18	21	88	0	163
2	111	34	27	172	0	352
3A	42	35	18	95	0	301
3B	25	16	3	44	1	233
3C	57	45	11	113	3	511
4	104	41	22	167	0	367
5	19	16	6	41	0	119
6	96	64	31	191	1	378
7	90	35	45	170	0	436
8	71	57	31	159	0	391
9A	52	40	10	102	0	259
9B	44	51	20	115	0	250
10A	33	52	12	97	0	371
10B	49	63	14	126	0	374
11	22	7	9	38	0	116
12	95	38	23	156	2	356
13	76	30	16	122	0	282
14	120	59	44	223	2	495
15	71	62	22	155	2	428
16	51	26	8	85	0	279
17	71	29	16	116	0	317
18A	73	109	16	198	0	486
18B	44	79	12	135	0	363
19A	34	32	7	73	0	238
19B	24	28	8	60	0	197
20	80	47	21	148	1	337
21	74	44	20	138	2	330
22	95	45	32	172	2	390
23	103	43	38	184	2	360
24	50	60	31	141	0	351
25	102	84	30	216	0	415
26	78	67	39	184	0	470
27	85	57	22	164	0	393
28	90	66	46	202	0	404
29	50	35	14	99	1	321
30	59	31	23	113	1	316
31	64	25	9	98	0	288
32	63	20	22	105	1	323
33A	39	26	23	88	1	230
33B	62	16	18	96	0	254

Juan de Fuca (JDF)
Voting results by voting area

Statement of Votes
 40th Provincial General Election
 May 14, 2013

Voting area (continued)	John Horgan	Kerrie Reay	Carlos Serra	Total valid votes	Rejected ballots	Registered voters
	NDP	LIB	GP			
34	57	43	25	125	0	365
35A	60	20	21	101	0	352
35B	30	13	13	56	0	225
36	60	23	17	100	1	325
37	68	46	28	142	0	428
38	55	45	15	115	0	283
39	65	35	23	123	0	379
40	97	76	26	199	0	401
41	78	53	32	163	0	347
42	72	33	14	119	0	359
43S	15	13	4	32	0	62
44	68	47	29	144	0	411
45	93	40	25	158	0	415
46	55	39	10	104	0	405
47	31	33	17	81	0	349
48	54	25	16	95	1	310
49	48	31	16	95	0	270
50	74	26	24	124	0	293
51	68	27	21	116	0	294
52	51	22	18	91	1	376
53	41	26	19	86	0	272
54	72	46	21	139	0	345
55	80	53	26	159	0	327
56	66	61	17	144	0	328
57	77	36	18	131	1	323
58	115	75	29	219	0	466
59A	39	27	16	82	0	236
59B	70	41	12	123	1	375
60	84	55	19	158	1	378
61	93	40	31	164	2	383
62	66	48	30	144	0	356
63A	105	73	21	199	0	427
63B	79	40	38	157	0	432
64	86	41	25	152	1	353
65	68	45	24	137	0	312
66	56	44	25	125	1	316
67	74	61	36	171	0	382
68	67	55	25	147	0	366
69	99	49	25	173	1	374
70	72	40	28	140	0	346
71	64	42	32	138	0	364
72	92	30	33	155	1	335
73	66	65	23	154	1	332
74	55	38	32	125	0	314
75	83	66	13	162	0	376
76	101	32	34	167	0	310
77	83	53	32	168	0	325
78	76	45	22	143	0	268
79	74	35	27	136	0	352
80	57	45	26	128	2	383

	John Horgan	Kerrie Reay	Carlos Serra	Total valid votes	Rejected ballots	Registered voters
Voting area (continued)	NDP	LIB	GP			
81	50	23	26	99	0	313
82	65	16	21	102	0	350
83	64	46	23	133	1	354
84	80	33	13	126	0	359
85A	85	80	10	175	1	447
85B	49	29	19	97	0	295
86	59	38	22	119	1	308
87	54	32	11	97	0	360
88	57	23	12	92	0	326
89A	77	47	40	164	2	410
89B	72	39	24	135	0	398
90	56	38	22	116	0	395
91	52	31	21	104	0	323
92S	18	8	2	28	0	42
93	59	29	26	114	1	387
94A	57	32	16	105	0	277
94B	55	12	12	79	0	238
95	63	45	25	133	0	341
96	66	34	24	124	2	406
97	52	37	14	103	0	297
98	69	47	19	135	0	374
99	76	44	25	145	1	346
101	63	30	26	119	0	344
102	68	38	19	125	1	336
103	64	50	16	130	2	447
104	67	22	28	117	0	309
105	66	37	13	116	0	291
106	66	40	8	114	0	292
107	91	33	20	144	1	288
Sub totals	11,366	6,589	3,289	21,244	60	40,002
s. 98 Special	105	28	30	163	2	
s. 99 Absentee - in ED	440	244	186	870	6	
s. 100 Absentee - out of ED	205	112	115	432	16	
s. 101 Absentee - advance	47	25	17	89	0	
s. 104 Voting in DEO office	145	104	34	283	6	
s. 106 Voting by mail	30	18	11	59	1	
Grand totals	12,338	7,120	3,682	23,140	91	40,002
% of valid votes	53.32%	30.77%	15.91%			

Juan de Fuca (JDF)
Voting results by voting area

Summary

Valid votes - General and advance	21,244	91.81%	Total valid votes
s. 98 Special	163	0.70%	Total valid votes
s. 99 Absentee - in ED	870	3.76%	Total valid votes
s. 100 Absentee - out of ED	432	1.88%	Total valid votes
s. 101 Absentee - advance	89	0.38%	Total valid votes
s. 104 Voting in DEO office	283	1.22%	Total valid votes
s. 106 Voting by mail	59	0.25%	Total valid votes

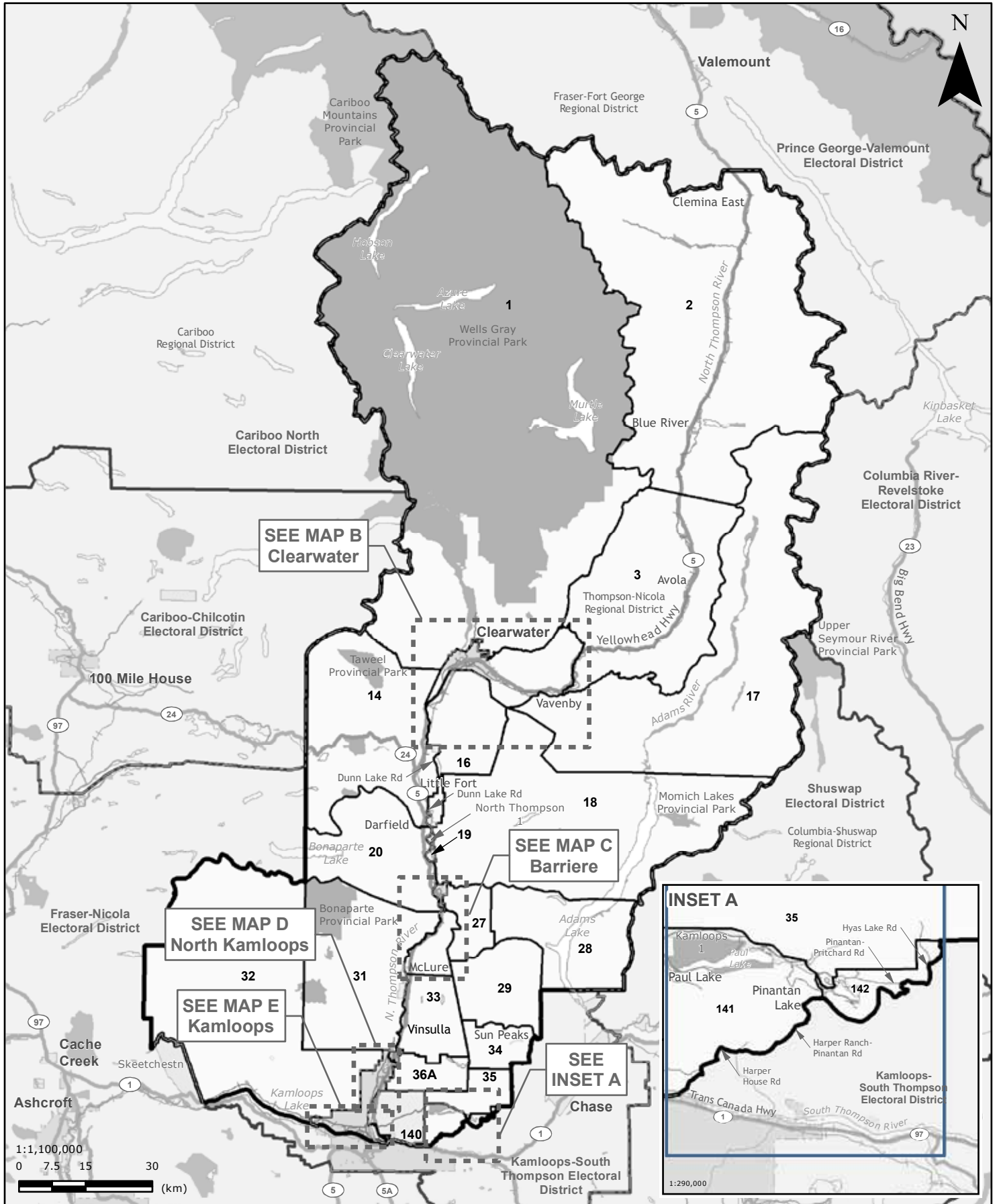
Total valid votes **23,140**

Rejected ballots	91	0.39%	Ballots cast
Registered voters who voted	23,231	58.07%	Registered voters

Registered voters **40,002**

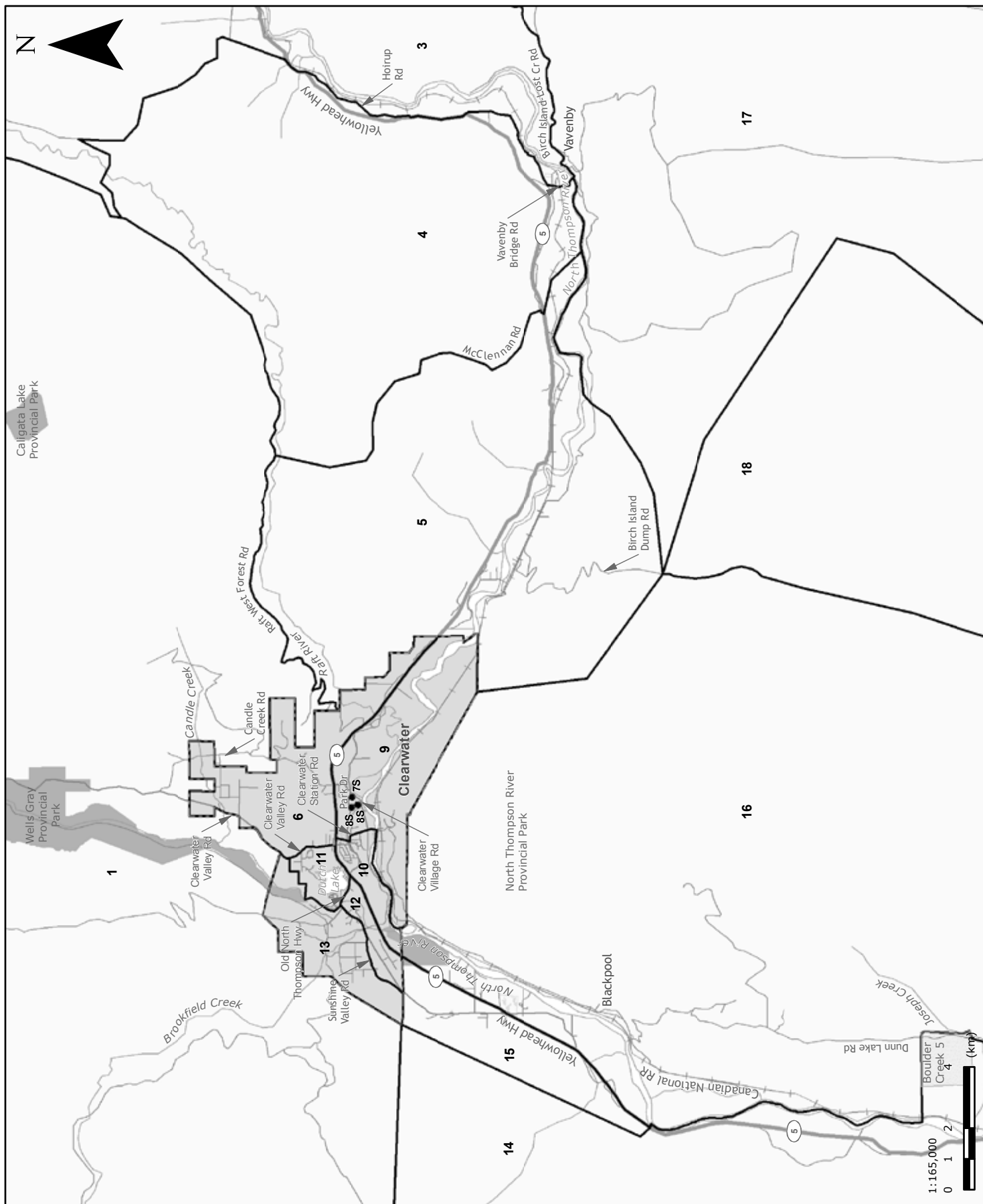
Candidate elected: **John Horgan (NDP)**

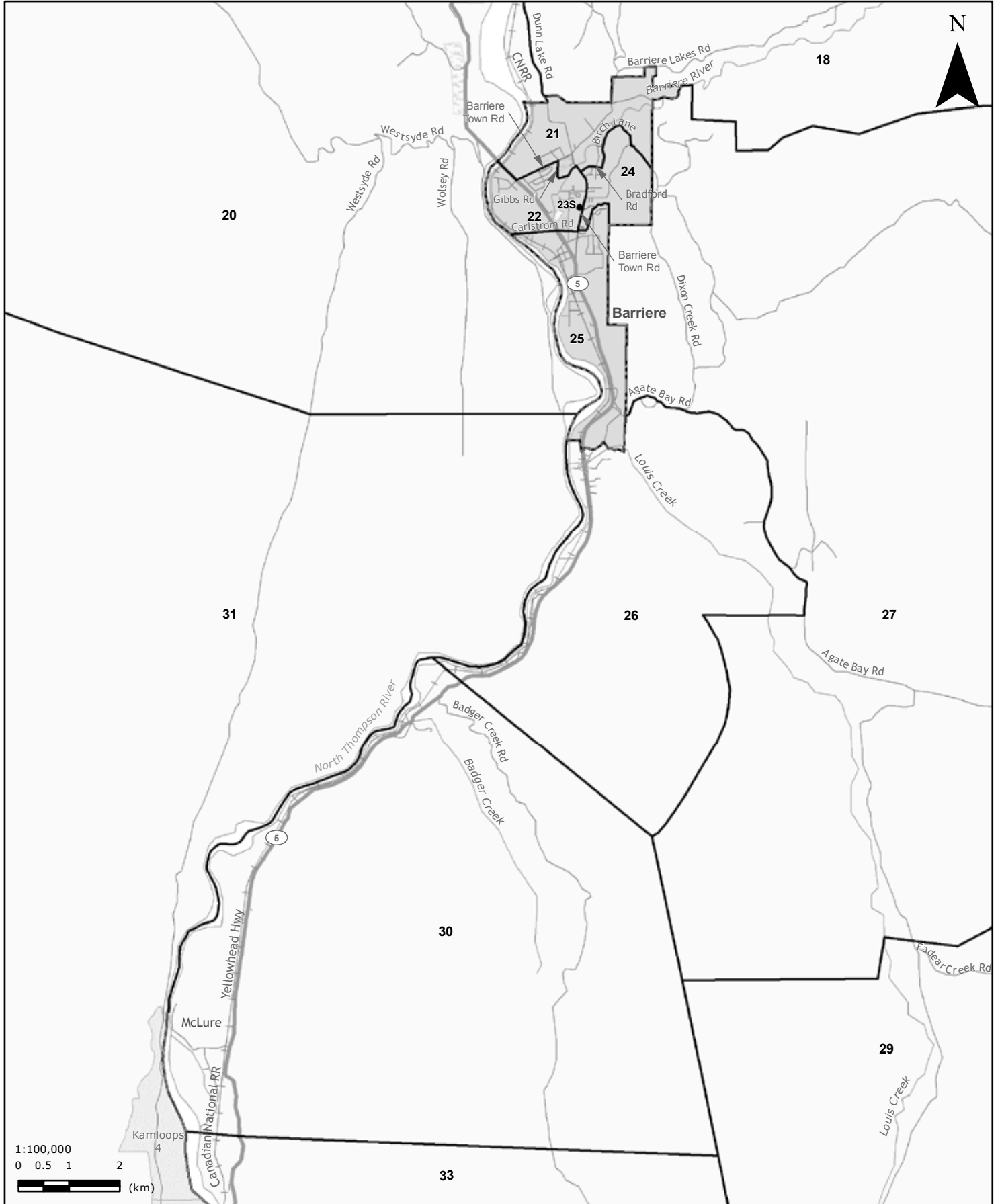
Following a redistribution of voting areas, voting area number 100S was not used in Juan de Fuca for the 40th Provincial General Election and is therefore not included in the list of voting area results on the preceding pages.



**Kamloops-North Thompson (KAN)
MAP B - Clearwater**

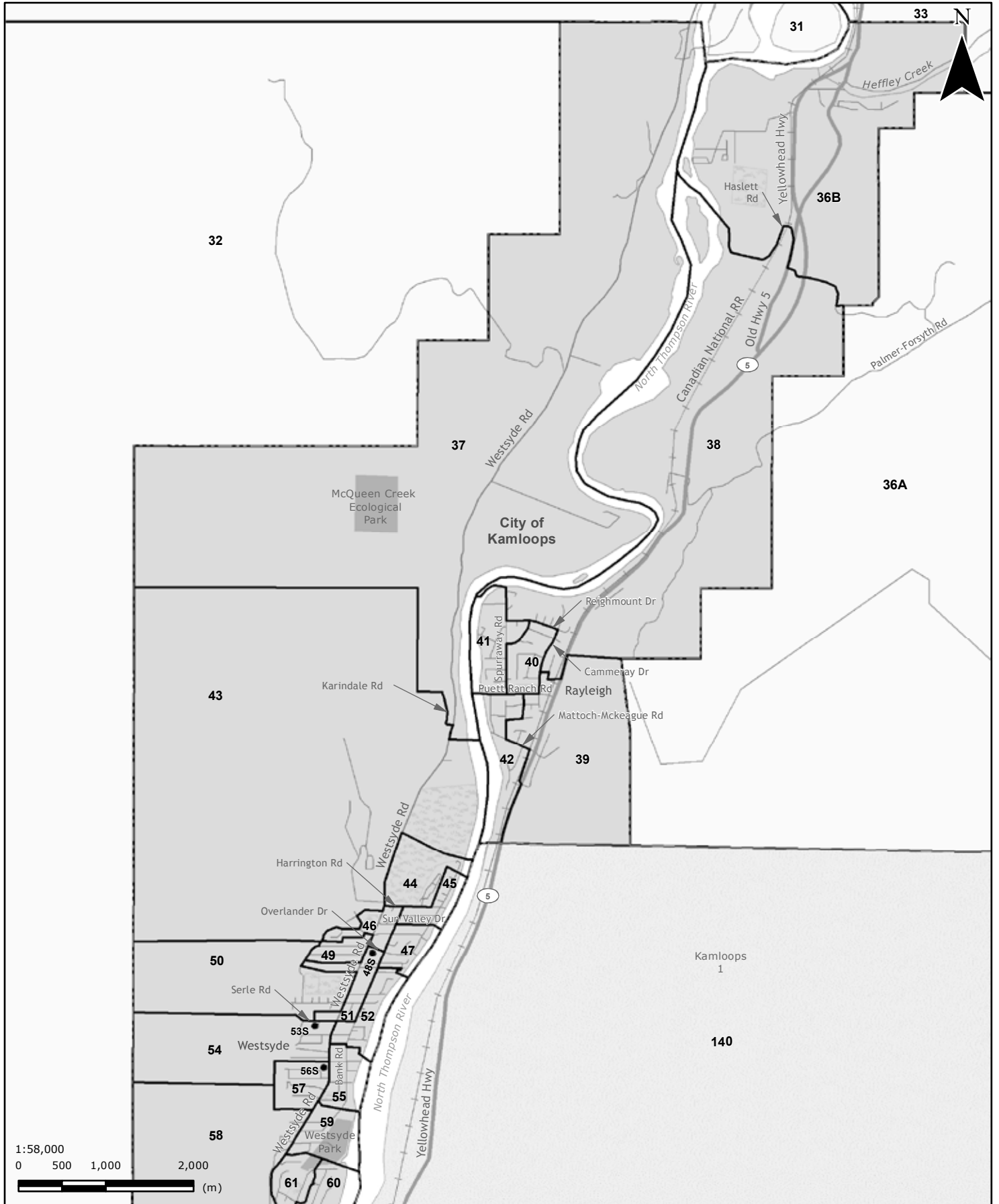
Statement of Votes
40th Provincial General Election
May 14, 2013

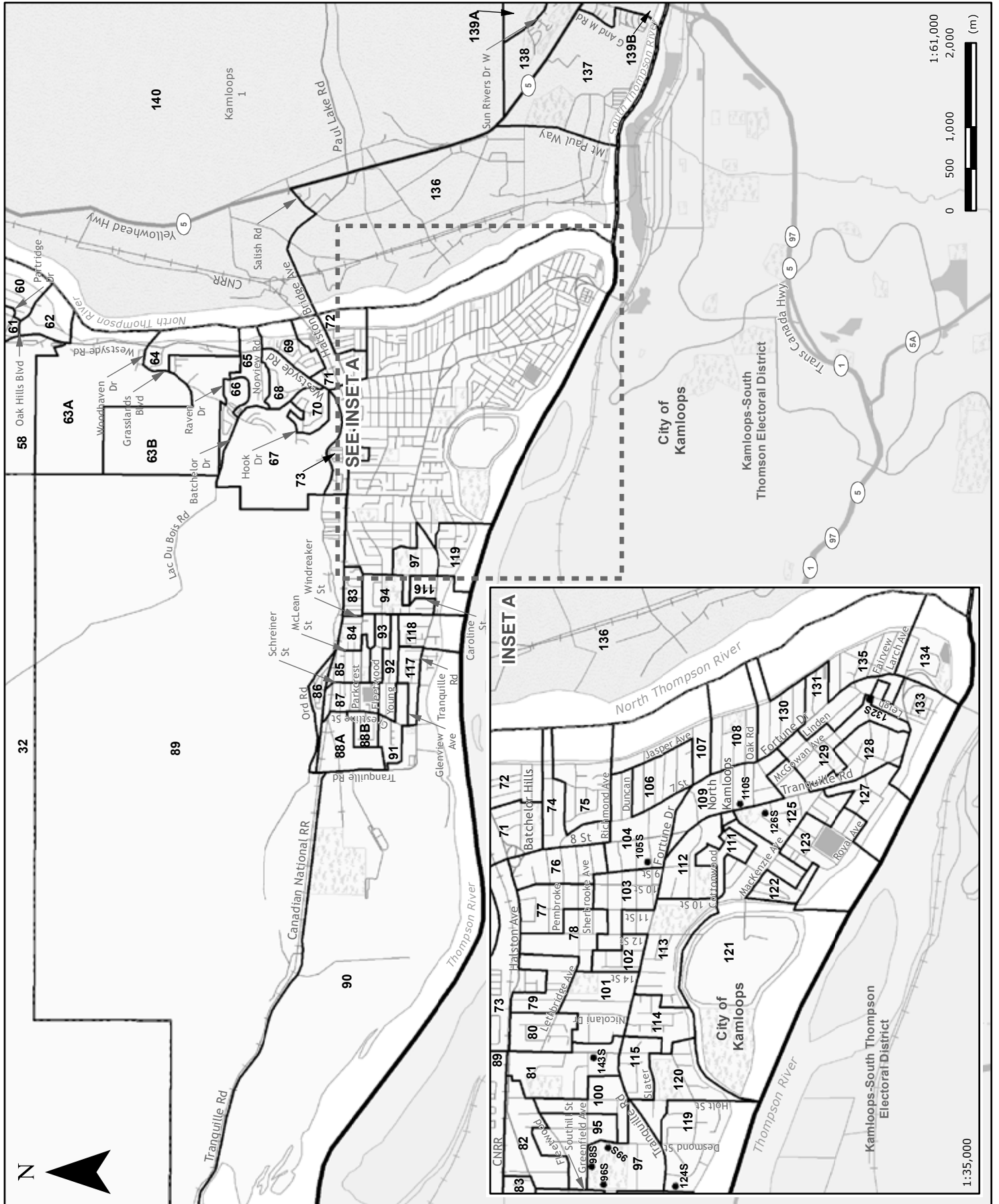




**Kamloops-North Thompson (KAN)
MAP D - North Kamloops**

Statement of Votes
40th Provincial General Election
May 14, 2013





Kamloops-North Thompson (KAN)
Voting results by voting area

Statement of Votes
 40th Provincial General Election
 May 14, 2013

	John Ford	Kathy Kendall	Ed Klop	Terry Lake	Total valid votes	Rejected ballots	Registered voters
		NDP	CP	LIB			
Advance voting							
Barriere Lions Club	12	165	41	270	488	3	
Centre for Seniors Information	11	493	90	581	1,175	11	
North Shore Community Centre	22	938	131	1,081	2,172	9	
Royal Canadian Legion 259	16	180	57	257	510	0	
General voting							
Voting area							
1	2	17	0	17	36	0	90
2	3	26	12	41	82	0	154
3	1	19	0	8	28	1	149
4	4	25	10	40	79	0	121
5	8	25	14	66	113	0	209
6	6	43	5	57	111	0	276
7S *1	2	10	5	17	34	2	19
8S *1	-	-	-	-	-	-	19
9	2	36	9	57	104	0	297
10	3	45	15	59	122	0	349
11	1	35	16	79	131	0	332
12	3	29	8	48	88	0	206
13	2	26	8	67	103	0	256
14	5	39	13	53	110	0	191
15	5	24	9	37	75	0	195
16	2	52	9	50	113	0	287
17	2	10	6	20	38	0	65
18	3	32	6	56	97	0	225
19	3	36	3	26	68	2	156
20	1	14	4	40	59	0	145
21	3	36	17	117	173	1	375
22	1	76	8	89	174	0	390
23S *1	-	-	-	-	-	-	16
24	3	29	16	58	106	0	287
25	5	35	17	85	142	0	326
26	1	6	2	23	32	0	142
27	0	24	10	48	82	0	229
28 *2	1	10	2	48	61	0	68
29 *2	-	-	-	-	-	-	31
30	1	32	2	58	93	0	171
31	1	21	5	45	72	0	154
32	2	22	2	7	33	0	97
33 *3	2	47	5	129	183	0	352
34	7	31	7	157	202	1	436
35 *3	-	-	-	-	-	-	135
36A	0	27	5	49	81	0	161
36B	4	68	17	113	202	1	362
37	3	65	10	99	177	0	318
38	1	55	15	112	183	0	349
39	5	48	8	107	168	0	272

Kamloops-North Thompson (KAN)
Voting results by voting area

Voting area (continued)	John Ford	Kathy Kendall	Ed Klop	Terry Lake	Total valid votes	Rejected ballots	Registered voters
		NDP	CP	LIB			
40	2	64	14	99	179	2	302
41	2	49	12	104	167	0	289
42	1	67	12	114	194	0	349
43	1	78	8	76	163	0	311
44	2	39	7	127	175	0	324
45	0	64	7	109	180	0	296
46	2	42	12	72	128	0	261
47	2	65	8	103	178	0	344
48S	3	20	4	26	53	0	122
49	3	71	8	85	167	2	315
50	0	80	5	124	209	1	374
51	3	82	12	86	183	0	392
52	7	54	5	118	184	0	408
53S *4	2	27	5	27	61	0	6
54	0	63	7	103	173	0	371
55	4	41	15	108	168	0	346
56S *4	-	-	-	-	-	-	18
57	3	86	12	79	180	1	369
58	7	61	7	60	135	1	343
59	2	42	8	79	131	1	281
60	6	75	17	95	193	1	337
61	3	73	14	87	177	0	395
62	2	76	10	60	148	0	354
63A	2	67	6	107	182	0	408
63B	0	56	5	104	165	0	440
64	2	27	8	73	110	0	324
65	5	64	6	94	169	0	375
66	1	44	6	92	143	0	385
67	2	56	10	93	161	2	419
68	0	58	14	78	150	2	358
69	1	88	17	86	192	1	390
70	0	49	6	78	133	0	298
71	4	51	10	49	114	0	317
72	1	51	3	46	101	0	297
73	3	52	7	58	120	0	344
74	0	56	7	44	107	0	299
75	2	57	15	98	172	0	368
76	4	44	6	39	93	1	276
77	2	67	9	42	120	0	322
78	1	47	6	66	120	0	334
79	1	78	12	88	179	0	373
80	3	65	8	57	133	1	295
81	8	54	6	56	124	0	339
82	4	50	6	69	129	1	358
83	3	43	10	51	107	0	298
84	3	68	5	63	139	0	278
85	2	66	10	72	150	0	339
86	2	34	6	44	86	0	199
87	5	75	23	59	162	0	328
88A	0	35	0	54	89	0	287

Kamloops-North Thompson (KAN)
Voting results by voting area

Statement of Votes
 40th Provincial General Election
 May 14, 2013

Voting area (continued)	John Ford	Kathy Kendall	Ed Klop	Terry Lake	Total valid votes	Rejected ballots	Registered voters
		NDP	CP	LIB			
88B	0	40	4	70	114	1	263
89	1	55	14	65	135	1	380
90	1	35	10	54	100	0	357
91	0	39	15	44	98	0	328
92	1	75	5	92	173	0	379
93	0	61	9	68	138	0	278
94	4	66	11	68	149	0	366
95	4	63	8	100	175	0	372
96S	2	16	7	15	40	0	186
97	1	28	3	29	61	0	311
98S *4	-	-	-	-	-	-	31
99S *4	-	-	-	-	-	-	116
100	3	58	4	41	106	0	306
101	3	86	10	66	165	3	422
102	2	8	69	68	147	1	346
103	5	61	9	42	117	0	299
104	1	53	8	38	100	0	324
105S	0	18	6	15	39	0	57
106	1	59	6	54	120	0	348
107	1	62	12	42	117	0	308
108	8	49	10	42	109	1	297
109	6	11	4	28	49	0	189
110S	1	22	2	19	44	2	76
111	0	33	7	31	71	2	316
112	5	58	8	55	126	1	386
113	2	48	9	72	131	0	349
114	0	55	9	40	104	1	309
115	1	44	9	41	95	1	304
116	3	38	9	45	95	1	350
117	4	50	5	66	125	0	306
118	0	55	8	74	137	1	336
119	4	53	10	72	139	1	346
120	1	37	4	43	85	1	302
121	1	48	7	43	99	0	301
122	0	34	5	27	66	0	262
123	4	61	15	41	121	2	346
124S	0	29	6	61	96	0	157
125	0	44	8	35	87	0	322
126S *5	2	13	4	11	30	0	38
127	3	37	5	26	71	0	323
128	1	36	9	23	69	0	250
129	2	65	6	52	125	1	335
130	0	56	5	41	102	0	267
131	5	50	10	50	115	1	341
132S	0	11	4	13	28	1	57
133	1	48	6	47	102	1	251
134	2	47	3	27	79	0	285
135	4	48	7	37	96	1	290
136	4	65	8	43	120	0	377
137	6	38	14	52	110	2	306

	John Ford	Kathy Kendall	Ed Klop	Terry Lake	Total valid votes	Rejected ballots	Registered voters
Voting area (continued)		NDP	CP	LIB			
138	0	33	2	103	138	0	271
139A	1	40	14	201	256	0	419
139B	2	39	7	89	137	0	365
140	3	48	4	106	161	1	358
141	2	59	6	61	128	1	331
142	3	80	7	95	185	0	335
143S *5	-	-	-	-	-	-	13
Sub totals	388	8,237	1,521	11,055	21,201	77	40,610
s. 98 Special	9	129	12	124	274	11	
s. 99 Absentee - in ED	30	382	61	480	953	12	
s. 100 Absentee - out of ED	6	99	11	166	282	29	
s. 101 Absentee - advance	0	55	4	50	109	2	
s. 104 Voting in DEO office	2	215	32	290	539	10	
s. 106 Voting by mail	1	22	3	18	44	0	
Grand totals	436	9,139	1,644	12,183	23,402	141	40,610
% of valid votes	1.86%	39.05%	7.03%	52.06%			

Summary

Valid votes - General and advance	21,201	90.59%	Total valid votes
s. 98 Special	274	1.17%	Total valid votes
s. 99 Absentee - in ED	953	4.07%	Total valid votes
s. 100 Absentee - out of ED	282	1.21%	Total valid votes
s. 101 Absentee - advance	109	0.47%	Total valid votes
s. 104 Voting in DEO office	539	2.30%	Total valid votes
s. 106 Voting by mail	44	0.19%	Total valid votes

Total valid votes 23,402

Rejected ballots	141	0.60%	Ballots cast
Registered voters who voted	23,543	57.97%	Registered voters

Registered voters 40,610

Candidate elected: Terry Lake (LIB)

*1 Voting areas 7S, 8S and 23S combined

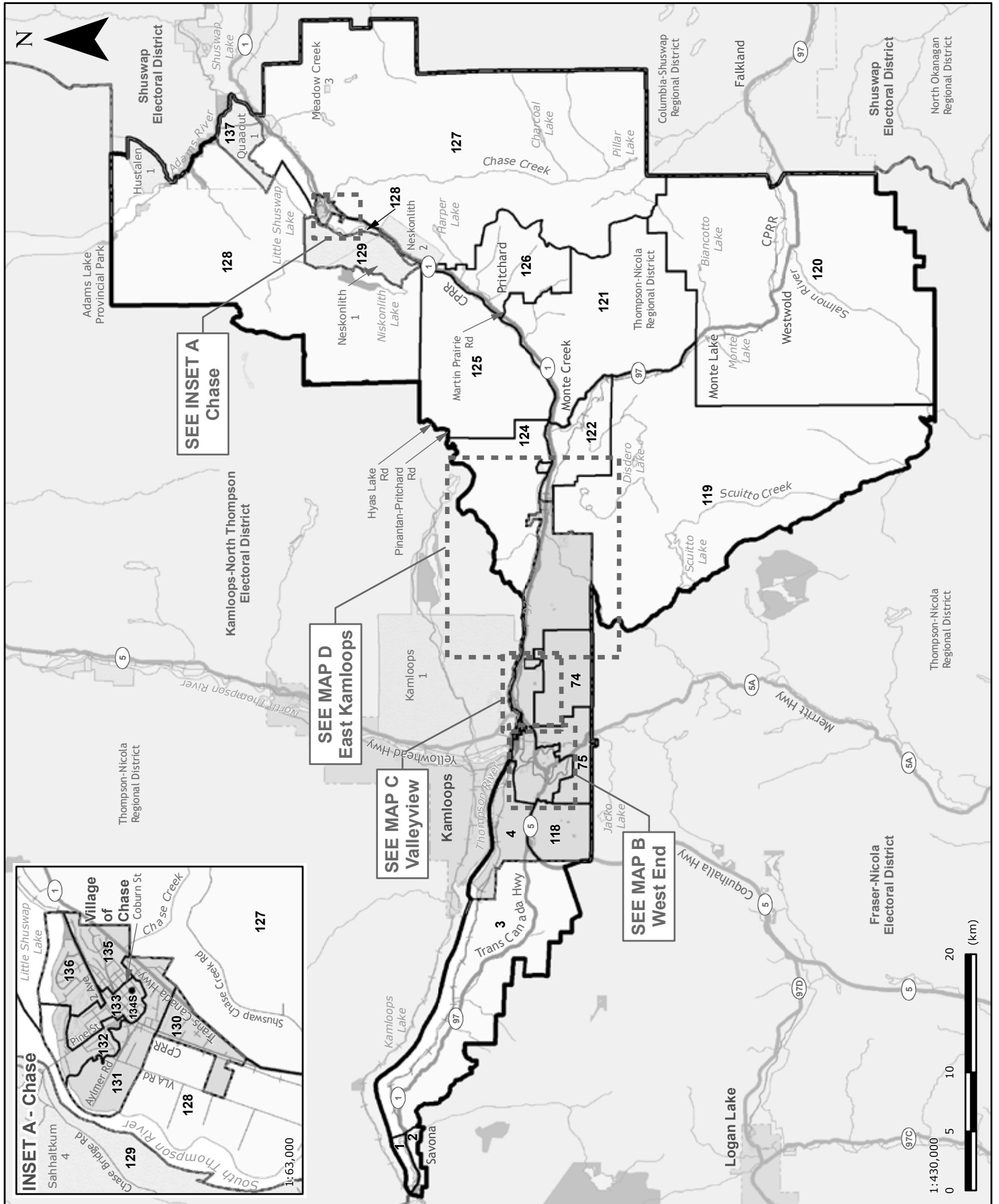
*2 Voting areas 28 and 29 combined

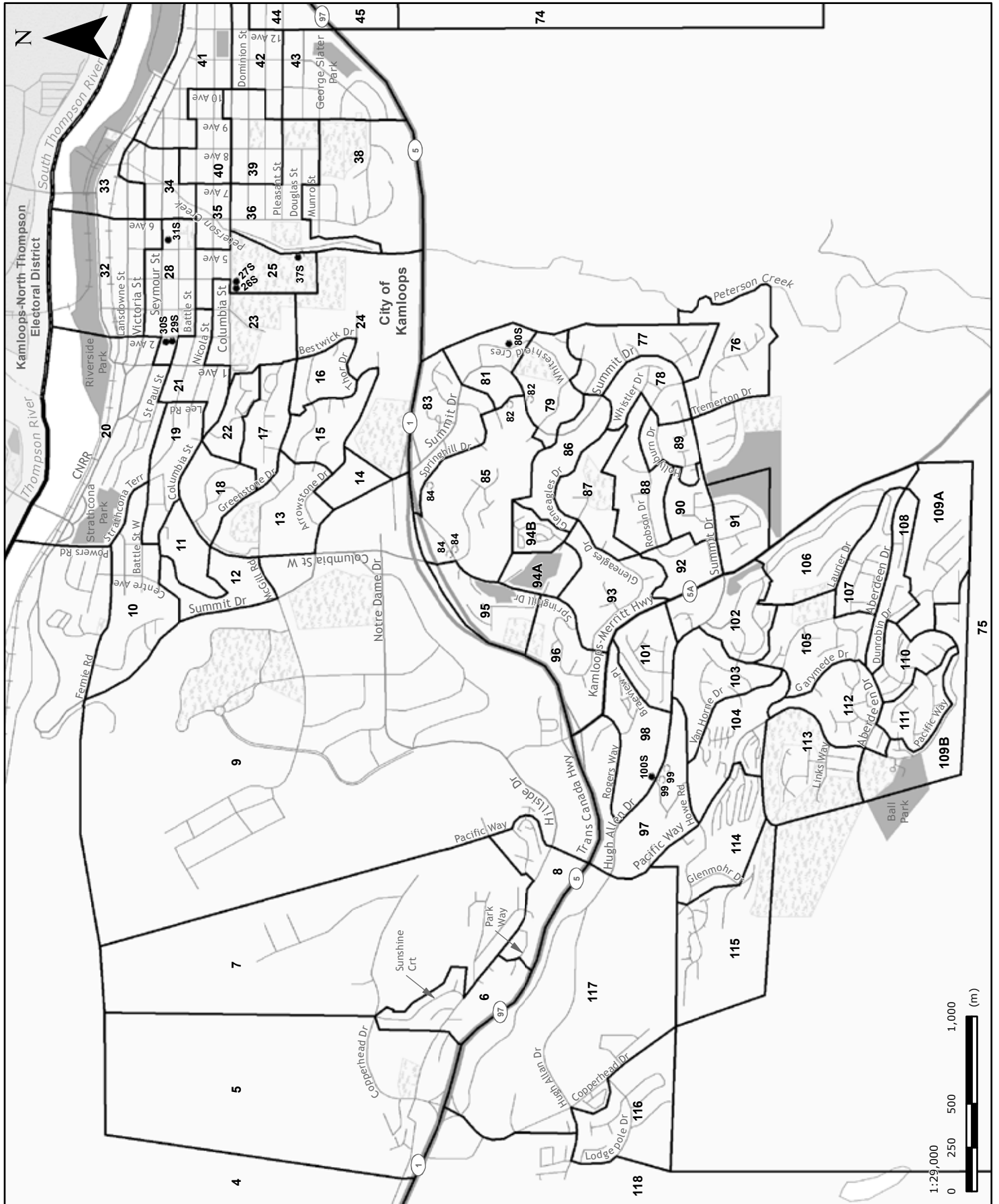
*3 Voting areas 33 and 35 combined

*4 Voting areas 53S, 56S, 98S and 99S combined

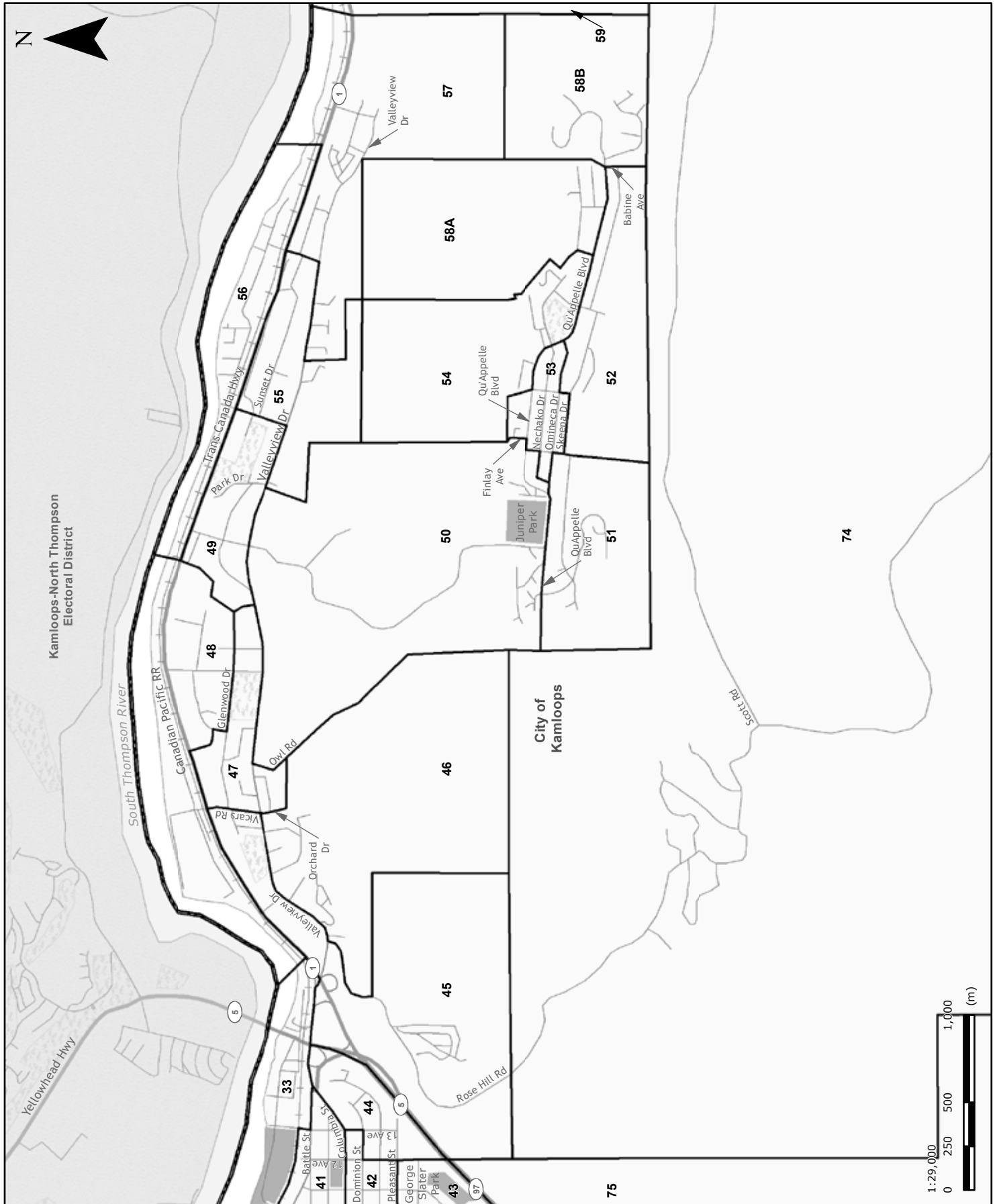
*5 Voting areas 126S and 143S combined

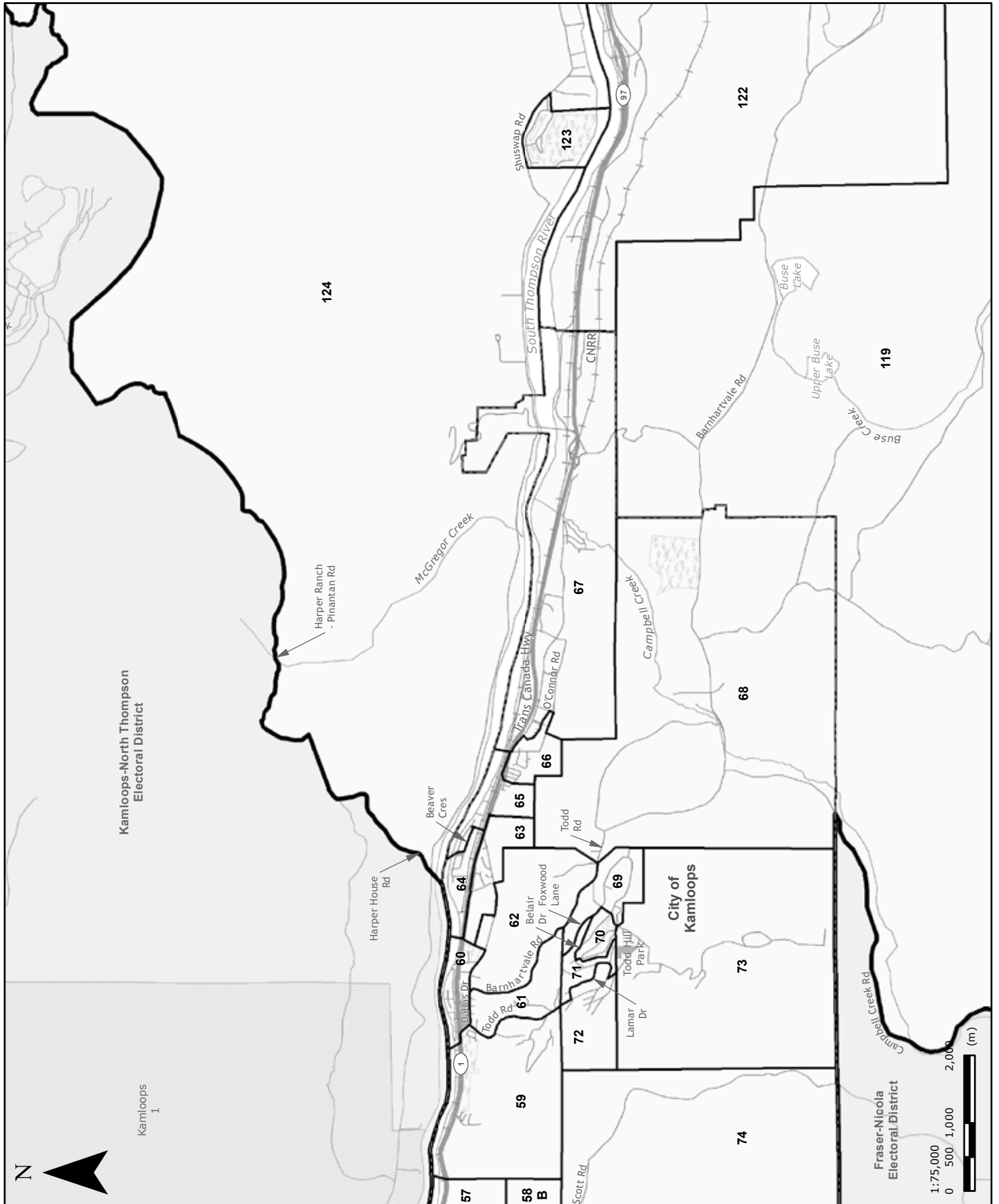
Kamloops-South Thompson (KAS)
MAP A - Kamloops-South Thompson Electoral District





**Kamloops-South Thompson (KAS)
MAP C - Valleyview**





Kamloops-South Thompson (KAS)
Voting results by voting area

Statement of Votes
 40th Provincial General Election
 May 14, 2013

	Brian Arthur Alexander	Tom Friedman	Peter Sharp	Todd Graham Stone	Total valid votes	Rejected ballots	Registered voters
	IND	NDP	CP	LIB			
Advance voting							
Chase Community Hall	16	168	49	300	533	0	
Savona Seniors House	3	38	13	74	128	0	
St. Paul's Cathedral	34	1,040	104	1,332	2,510	5	
Valleyview Community Hall	15	443	64	793	1,315	2	
General voting							
Voting area							
1	4	38	11	68	121	0	286
2	0	14	4	38	56	0	151
3	3	31	14	119	167	0	419
4	0	48	3	91	142	1	368
5	2	44	13	110	169	0	314
6	2	49	15	94	160	0	292
7	4	60	9	112	185	0	339
8	0	48	10	53	111	0	231
9	0	16	2	25	43	0	268
10	4	62	12	80	158	0	436
11	1	20	2	36	59	0	258
12	2	17	2	21	42	0	206
13	4	32	6	48	90	0	249
14	3	36	2	26	67	0	287
15	4	56	6	75	141	0	291
16	3	69	9	79	160	0	306
17	1	69	2	81	153	0	310
18	2	40	2	33	77	0	308
19	0	44	8	63	115	0	269
20	2	69	2	49	122	0	333
21	1	86	4	54	145	2	337
22	1	36	6	45	88	2	235
23	0	14	4	16	34	0	286
24	0	28	4	70	102	0	186
25	6	28	8	36	78	0	255
26S *1	8	39	20	65	132	5	135
27S *1	-	-	-	-	-	-	107
28	2	48	7	34	91	0	324
29S *2	-	-	-	-	-	-	68
30S *2	-	-	-	-	-	-	50
31S *2	5	29	8	54	96	2	65
32	1	36	8	54	99	1	286
33	2	39	4	69	114	1	339
34	3	49	5	62	119	0	318
35	2	36	8	47	93	2	300
36	2	65	5	59	131	1	305
37S *3	2	36	14	60	112	0	74
38	4	84	10	93	191	2	361
39	2	84	10	54	150	0	361
40	3	67	9	40	119	0	376

Kamloops-South Thompson (KAS)
Voting results by voting area

Voting area (continued)	Brian Arthur Alexander	Tom Friedman	Peter Sharp	Todd Graham Stone	Total valid votes	Rejected ballots	Registered voters
	IND	NDP	CP	LIB			
41	7	42	5	51	105	1	351
42	2	81	6	79	168	0	331
43	4	66	6	79	155	1	348
44	0	65	9	79	153	0	337
45	5	34	7	55	101	0	303
46	1	35	6	84	126	0	303
47	3	58	7	91	159	0	375
48	3	42	4	54	103	0	270
49	2	39	13	94	148	0	356
50	2	42	12	107	163	0	416
51	2	47	8	145	202	3	402
52	6	54	9	96	165	0	342
53	2	50	10	127	189	0	333
54	1	66	8	120	195	1	360
55	1	59	7	105	172	1	413
56	0	28	9	88	125	0	292
57	2	53	16	101	172	0	398
58A	3	43	11	84	141	0	244
58B	0	17	4	120	141	1	277
59	3	39	4	84	130	0	322
60	2	70	12	143	227	2	447
61	4	39	9	70	122	0	301
62	0	39	6	76	121	0	245
63	0	39	10	96	145	1	293
64	1	34	9	110	154	1	315
65	2	32	4	75	113	0	332
66	1	37	11	77	126	1	253
67	1	55	25	121	202	0	439
68	2	35	8	130	175	0	361
69	7	73	15	92	187	2	365
70	6	50	16	85	157	0	325
71	4	45	13	75	137	2	284
72	3	41	9	84	137	0	295
73	4	47	6	106	163	0	340
74	1	20	3	70	94	0	240
75	1	63	10	120	194	1	377
76	2	83	13	116	214	1	363
77	1	55	7	107	170	1	313
78	2	65	13	81	161	0	364
79	4	56	5	60	125	0	276
80S *3	-	-	-	-	-	-	118
81	2	53	6	51	112	1	331
82	1	45	17	34	97	0	269
83	2	63	7	89	161	0	386
84	0	32	1	62	95	0	254
85	1	28	0	104	133	1	354
86	2	36	6	67	111	0	302
87	0	40	4	54	98	0	249
88	3	63	8	118	192	0	391
89	1	46	3	67	117	0	258

Kamloops-South Thompson (KAS)
Voting results by voting area

Statement of Votes
 40th Provincial General Election
 May 14, 2013

Voting area (continued)	Brian Arthur Alexander	Tom Friedman	Peter Sharp	Todd Graham Stone	Total valid votes	Rejected ballots	Registered voters
	IND	NDP	CP	LIB			
90	1	57	9	87	154	0	319
91	0	43	9	69	121	0	264
92	1	48	6	89	144	0	346
93	1	69	4	118	192	2	386
94A	0	14	1	28	43	1	124
94B	1	43	4	63	111	1	236
95	2	59	6	61	128	0	268
96	0	48	8	64	120	0	297
97	0	35	5	39	79	0	227
98	0	36	7	44	87	0	267
99	0	15	4	16	35	0	191
100S *4	4	32	12	54	102	2	224
101	2	55	10	128	195	0	418
102	1	79	12	87	179	0	396
103	2	46	7	80	135	0	299
104	3	36	12	124	175	0	336
105	0	88	13	123	224	0	413
106	1	59	3	83	146	0	277
107	0	72	5	82	159	1	327
108	0	48	4	86	138	0	367
109A	0	23	8	118	149	2	297
109B	0	42	13	64	119	0	224
110	3	53	9	106	171	0	383
111	1	54	5	110	170	0	350
112	2	52	15	99	168	0	330
113	0	65	8	135	208	2	411
114	2	34	8	92	136	1	298
115	2	45	13	79	139	2	344
116	6	63	19	115	203	0	433
117	3	77	12	152	244	1	521
118	3	55	15	94	167	1	385
119	1	19	4	56	80	0	176
120	7	63	20	109	199	0	389
121	4	30	13	78	125	0	274
122	2	26	22	154	204	0	355
123	2	44	12	167	225	2	362
124	3	35	14	131	183	1	356
125	8	42	28	72	150	0	373
126	2	56	19	113	190	0	348
127	6	45	12	77	140	0	392
128	2	22	8	69	101	0	252
129	2	28	1	11	42	0	139
130	5	39	13	65	122	0	303
131	5	24	8	79	116	0	307
132	5	56	16	74	151	1	343
133	5	37	10	68	120	0	310
134S *4	-	-	-	-	-	-	33
135	9	45	16	71	141	1	395
136	1	38	13	73	125	0	298
137	0	13	5	16	34	0	107

	Brian Arthur Alexander	Tom Friedman	Peter Sharp	Todd Graham Stone	Total valid votes	Rejected ballots	Registered voters
	IND	NDP	CP	LIB			
Sub totals	372	7,906	1,415	13,267	22,960	69	42,372
s. 98 Special	10	213	33	154	410	8	
s. 99 Absentee - in ED	21	548	71	742	1,382	19	
s. 100 Absentee - out of ED	9	134	31	198	372	51	
s. 101 Absentee - advance	2	35	4	51	92	2	
s. 104 Voting in DEO office	9	327	41	509	886	7	
s. 106 Voting by mail	2	41	8	35	86	1	
Grand totals	425	9,204	1,603	14,956	26,188	157	42,372
% of valid votes	1.62%	35.15%	6.12%	57.11%			

Summary

Valid votes - General and advance	22,960	87.67%	Total valid votes
s. 98 Special	410	1.57%	Total valid votes
s. 99 Absentee - in ED	1,382	5.28%	Total valid votes
s. 100 Absentee - out of ED	372	1.42%	Total valid votes
s. 101 Absentee - advance	92	0.35%	Total valid votes
s. 104 Voting in DEO office	886	3.38%	Total valid votes
s. 106 Voting by mail	86	0.33%	Total valid votes

Total valid votes **26,188**

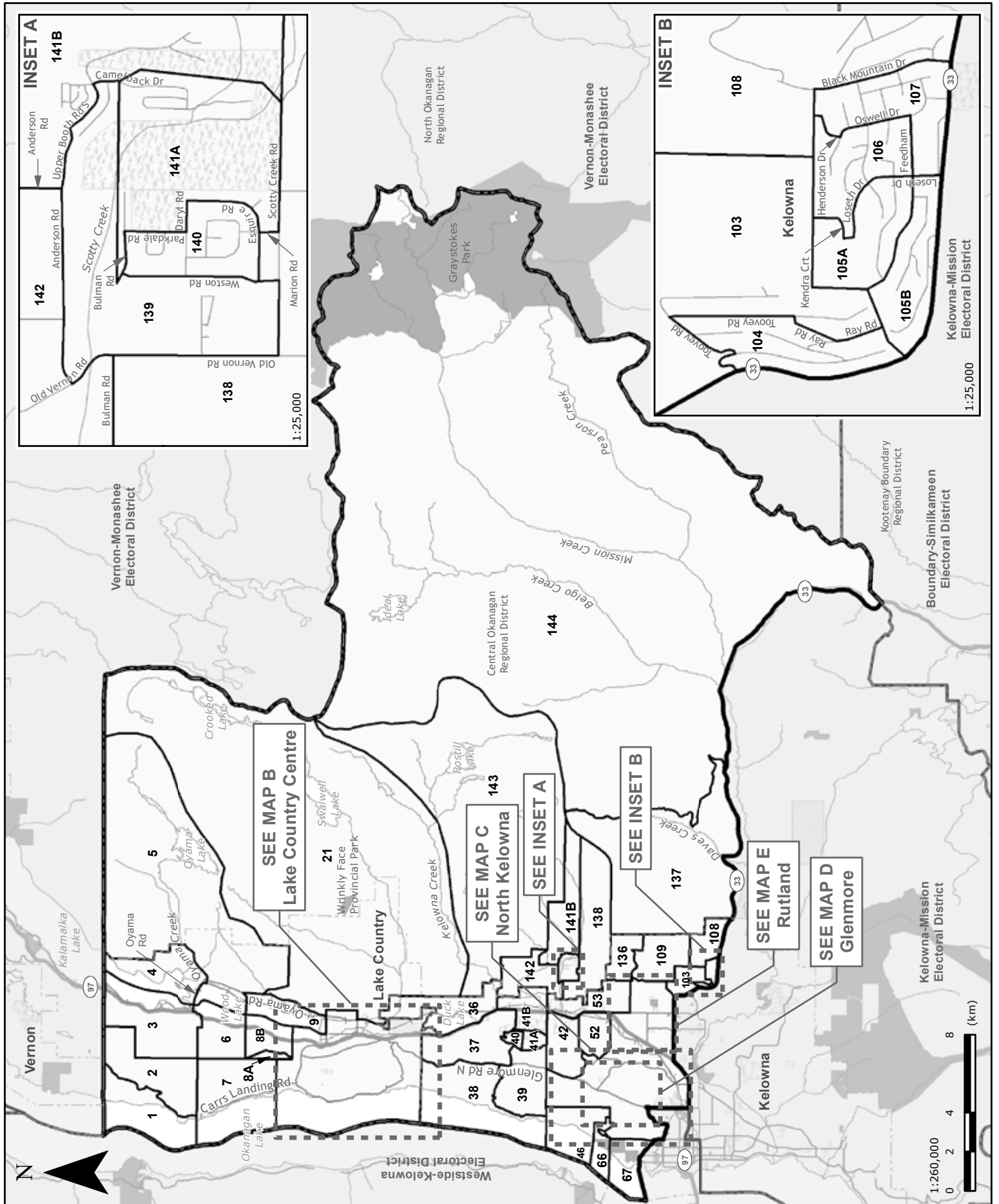
Rejected ballots	157	0.60%	Ballots cast
Registered voters who voted	26,345	62.18%	Registered voters

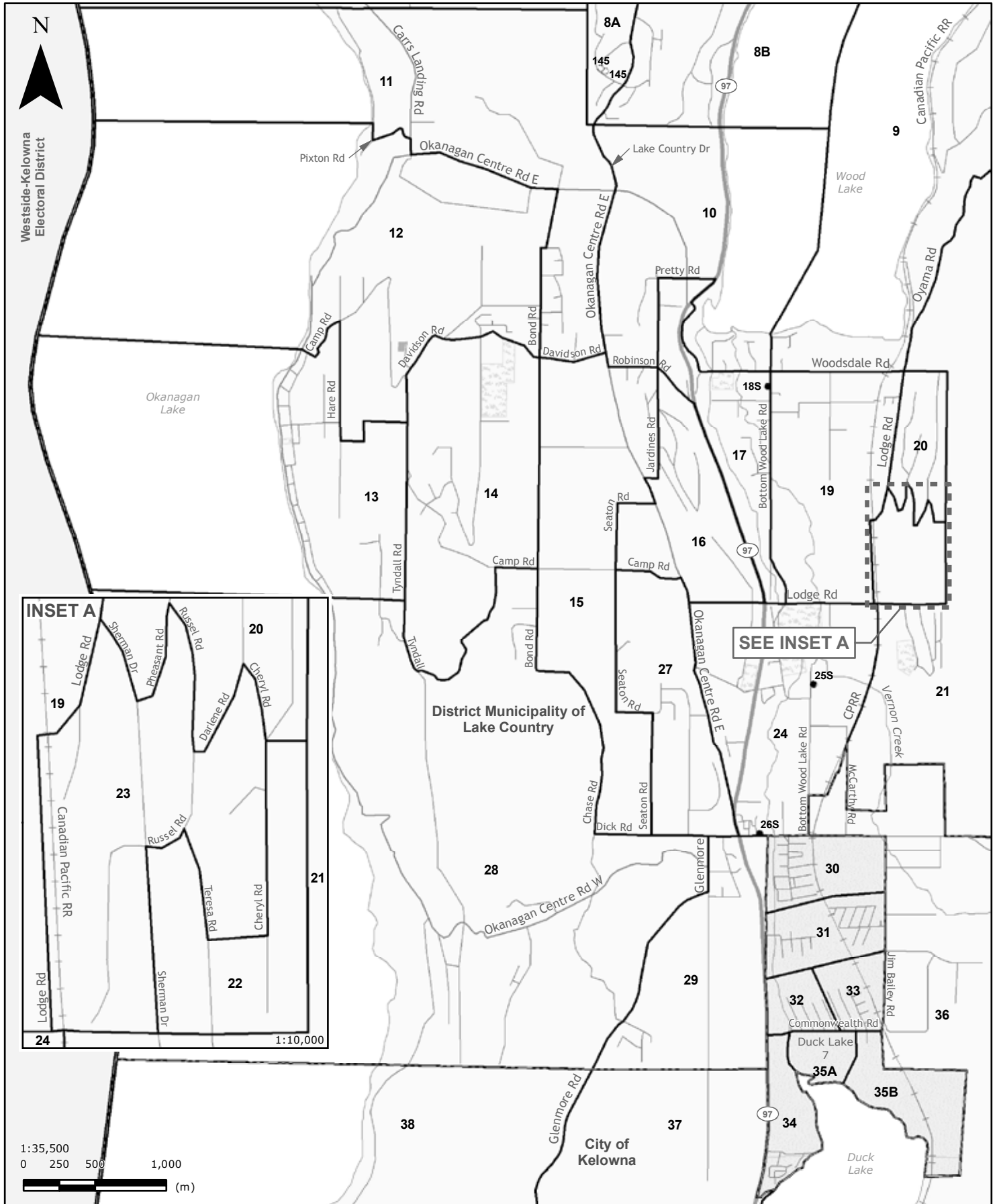
Registered voters **42,372**

Candidate elected: **Todd Graham Stone (LIB)**

- *1 Voting areas 26S and 27S combined
- *2 Voting areas 29S, 30S and 31S combined
- *3 Voting areas 37S and 80S combined
- *4 Voting areas 100S and 134S combined

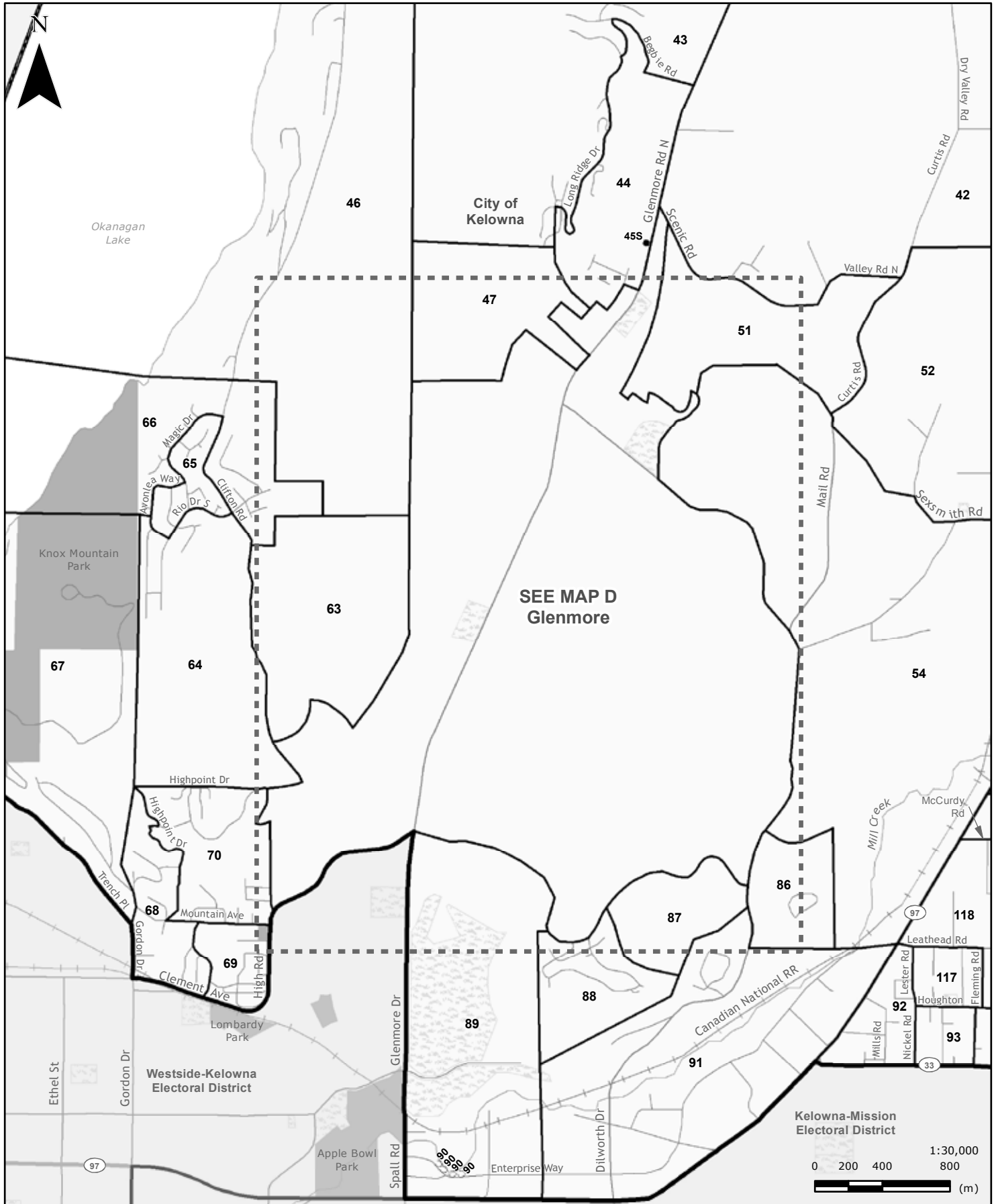
**Kelowna-Lake Country (KLA)
MAP A - Kelowna-Lake Country Electoral District**

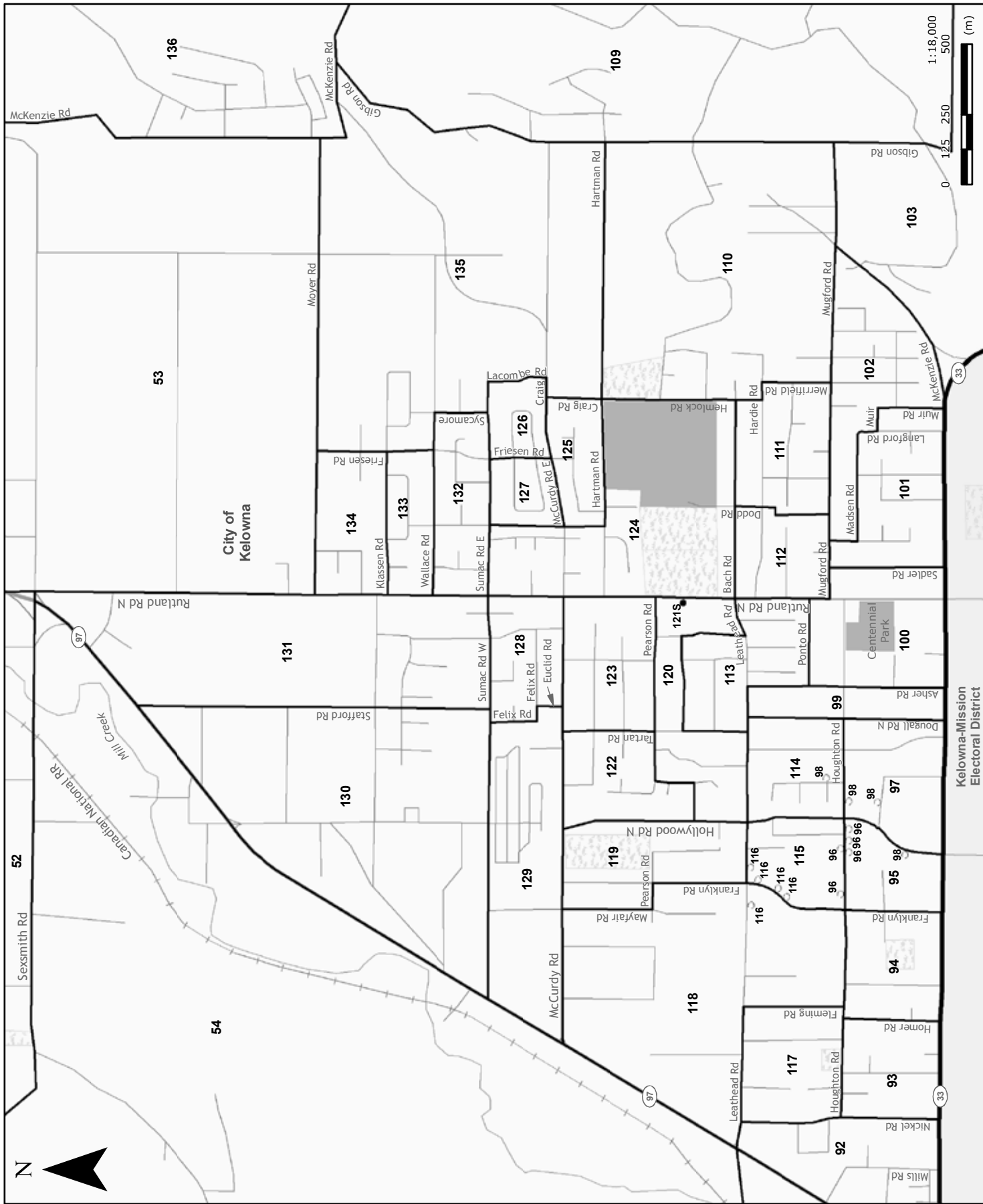




**Kelowna-Lake Country (KLA)
MAP C - North Kelowna**

Statement of Votes
40th Provincial General Election
May 14, 2013





	Gary Adams	Graeme James	Norm Letnick	Mike Nuyens	Total valid votes	Rejected ballots	Registered voters
	GP	CP	LIB	NDP			
Advance voting							
Kelowna International Airport	37	63	442	87	629	2	
Rutland United Church	81	162	849	472	1,564	4	
St. David's Presbyterian Church	17	52	305	118	492	0	
Winfield Memorial Hall	98	152	707	348	1,305	1	
General voting							
Voting area							
1	8	5	69	22	104	0	238
2	7	6	42	10	65	0	184
3	9	17	106	34	166	3	357
4	18	9	84	56	167	0	305
5	21	13	116	44	194	1	418
6	5	12	35	10	62	0	153
7	6	7	62	22	97	0	306
8A	1	14	64	21	100	0	309
8B	7	26	82	20	135	0	367
9	17	17	69	34	137	0	408
10	5	5	64	32	106	0	324
11	5	10	76	28	119	0	336
12	19	7	84	24	134	0	355
13	9	7	81	39	136	0	334
14	18	18	75	38	149	0	380
15	8	12	61	34	115	3	323
16	10	6	90	22	128	0	314
17	14	12	60	30	116	0	347
18S *1	-	-	-	-	-	-	7
19	14	7	42	23	86	0	277
20	10	15	59	38	122	0	388
21	5	10	59	29	103	0	304
22	3	2	36	18	59	0	168
23	9	17	54	40	120	0	333
24	11	12	41	26	90	0	310
25S *1	-	-	-	-	-	-	83
26S *1	6	16	34	22	78	0	24
27	15	11	73	38	137	0	352
28	45	11	93	25	174	0	456
29	10	8	43	34	95	1	351
30	7	8	23	24	62	1	266
31	7	12	38	41	98	0	293
32	3	9	21	12	45	0	189
33	4	20	49	13	86	0	195
34	2	0	13	12	27	0	123
35A	6	9	58	8	81	0	231
35B	5	12	60	31	108	0	324
36	8	21	41	27	97	0	312
37	1	2	34	7	44	0	274
38	10	9	75	15	109	0	328

Kelowna-Lake Country (KLA)
Voting results by voting area

Statement of Votes
 40th Provincial General Election
 May 14, 2013

Voting area (continued)	Gary Adams	Graeme James	Norm Letnick	Mike Nuyens	Total valid votes	Rejected ballots	Registered voters
	GP	CP	LIB	NDP			
39	11	5	36	17	69	0	278
40	2	14	62	15	93	0	354
41A *2	4	9	62	6	81	0	273
41B *2	-	-	-	-	-	-	231
42	4	19	46	13	82	0	256
43	7	21	105	26	159	0	448
44	7	19	101	26	153	0	390
45S *3	-	-	-	-	-	-	26
46	7	15	95	36	153	0	395
47	8	11	54	27	100	0	271
48	10	9	74	42	135	0	361
49	1	10	55	18	84	1	193
50	4	13	58	15	90	0	298
51	11	11	58	40	120	0	333
52	19	19	82	29	149	0	443
53	7	6	51	15	79	0	313
54	10	16	84	27	137	0	350
55	11	13	79	48	151	0	362
56	13	15	73	34	135	0	360
57	10	13	50	31	104	0	294
58	4	3	43	18	68	0	267
59	5	11	40	24	80	1	302
60	10	11	72	26	119	0	291
61	16	17	72	35	140	0	373
62	5	12	90	26	133	1	305
63	5	10	47	21	83	0	270
64	14	17	93	42	166	0	468
65	7	9	72	20	108	0	283
66	17	9	78	19	123	1	341
67	5	9	83	29	126	0	305
68	7	6	72	30	115	0	277
69	8	4	68	16	96	0	321
70	8	10	68	13	99	0	251
71	5	14	64	25	108	0	324
72	2	1	37	16	56	0	210
73	12	18	104	18	152	0	347
74	7	11	87	10	115	0	239
75	2	18	67	23	110	1	323
76	5	30	97	32	164	1	357
77S *3	2	15	62	16	95	1	158
78	12	1	21	17	51	0	243
79	3	18	41	9	71	0	165
80 *4	8	18	90	27	143	0	253
81	4	10	46	14	74	1	326
82	2	12	71	6	91	0	280
83	7	10	89	20	126	1	331
84	8	5	66	22	101	0	313
85	7	13	90	19	129	0	375
86	9	8	104	20	141	0	421
87	4	14	67	8	93	0	289

Voting area (continued)	Gary Adams	Graeme James	Norm Letnick	Mike Nuyens	Total valid votes	Rejected ballots	Registered voters
	GP	CP	LIB	NDP			
88	6	15	92	24	137	0	379
89	10	4	69	21	104	0	357
90	5	20	56	15	96	2	287
91	3	7	91	16	117	0	301
92	10	11	28	28	77	0	447
93	4	8	24	39	75	0	312
94	5	6	15	13	39	0	289
95	3	8	23	19	53	0	259
96	9	14	54	26	103	0	351
97	7	21	39	28	95	0	259
98	4	16	37	33	90	1	284
99	3	5	25	24	57	0	209
100	9	18	55	28	110	0	353
101	10	13	47	26	96	3	347
102	9	20	75	28	132	1	427
103	6	17	73	36	132	0	350
104	10	20	46	16	92	0	290
105A	8	9	47	19	83	1	292
105B	2	4	29	7	42	0	203
106	8	14	51	24	97	0	337
107	8	11	47	26	92	0	290
108	11	16	60	36	123	2	444
109	10	7	84	17	118	0	388
110	7	14	78	32	131	1	373
111	3	17	36	35	91	0	329
112	8	14	43	22	87	0	314
113	3	9	43	23	78	1	266
114	8	6	22	21	57	0	241
115	9	4	24	22	59	0	307
116	5	3	22	23	53	0	283
117	5	11	29	19	64	3	310
118	6	7	32	29	74	1	317
119	5	6	21	18	50	0	218
120	13	17	53	46	129	0	415
121S *3	-	-	-	-	-	-	90
122	3	15	31	28	77	0	277
123	13	11	33	29	86	0	298
124	10	8	61	34	113	1	369
125	8	8	40	26	82	1	288
126	5	3	20	18	46	3	178
127	3	5	22	20	50	0	169
128	6	7	28	24	65	1	206
129	8	10	33	42	93	0	302
130	13	8	55	27	103	1	397
131	4	11	72	17	104	0	345
132	7	9	44	31	91	0	328
133	5	7	34	15	61	0	216
134	7	3	6	16	32	0	166
135	2	11	57	29	99	0	383
136	9	21	104	33	167	1	433

Kelowna-Lake Country (KLA)
Voting results by voting area

Statement of Votes
 40th Provincial General Election
 May 14, 2013

Voting area (continued)	Gary Adams	Graeme James	Norm Letnick	Mike Nuyens	Total valid votes	Rejected ballots	Registered voters
	GP	CP	LIB	NDP			
137	4	8	22	9	43	0	313
138	4	9	54	10	77	0	233
139	11	14	81	23	129	0	336
140	9	15	78	46	148	0	363
141A	4	13	105	32	154	0	304
141B	3	12	71	14	100	0	208
142	4	16	75	26	121	0	320
143	9	17	91	31	148	0	377
144	8	21	60	22	111	0	308
145	8	1	16	14	39	0	171
146 *4	-	-	-	-	-	-	201
147S *3	-	-	-	-	-	-	38
Sub totals	1,356	2,080	10,758	4,569	18,763	49	45,028
s. 98 Special	28	38	114	99	279	16	
s. 99 Absentee - in ED	100	104	491	280	975	4	
s. 100 Absentee - out of ED	81	68	351	183	683	14	
s. 101 Absentee - advance	14	27	162	76	279	3	
s. 104 Voting in DEO office	10	32	245	84	371	2	
s. 106 Voting by mail	2	2	28	15	47	0	
Grand totals	1,591	2,351	12,149	5,306	21,397	88	45,028
% of valid votes	7.43%	10.99%	56.78%	24.80%			

Summary

Valid votes - General and advance	18,763	87.69%	Total valid votes
s. 98 Special	279	1.30%	Total valid votes
s. 99 Absentee - in ED	975	4.57%	Total valid votes
s. 100 Absentee - out of ED	683	3.19%	Total valid votes
s. 101 Absentee - advance	279	1.30%	Total valid votes
s. 104 Voting in DEO office	371	1.73%	Total valid votes
s. 106 Voting by mail	47	0.22%	Total valid votes

Total valid votes 21,397

Rejected ballots	88	0.41%	Ballots cast
Registered voters who voted	21,485	47.71%	Registered voters

Registered voters 45,028

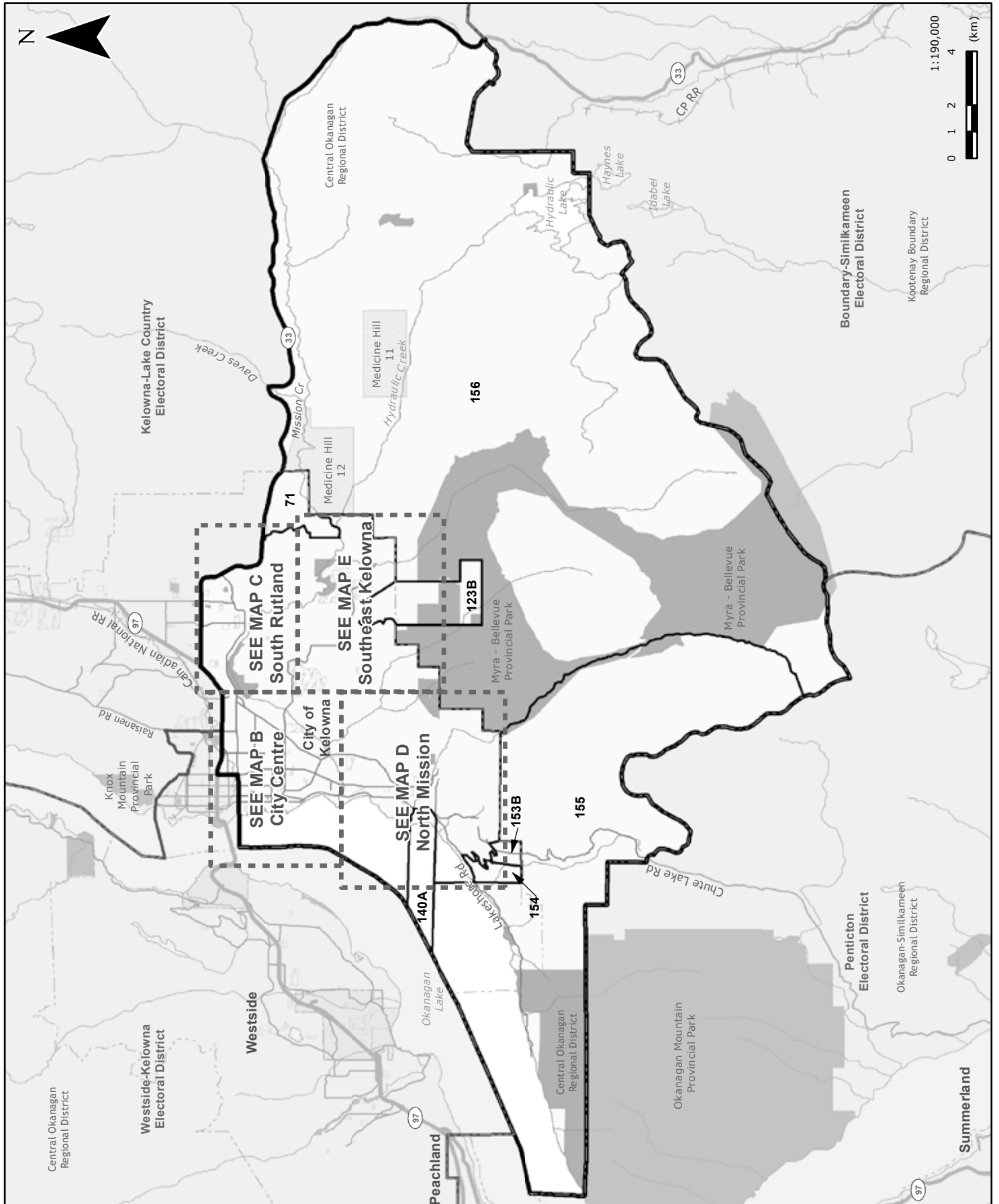
Candidate elected: Norm Letnick (LIB)

*1 Voting areas 18S, 25S and 26S combined

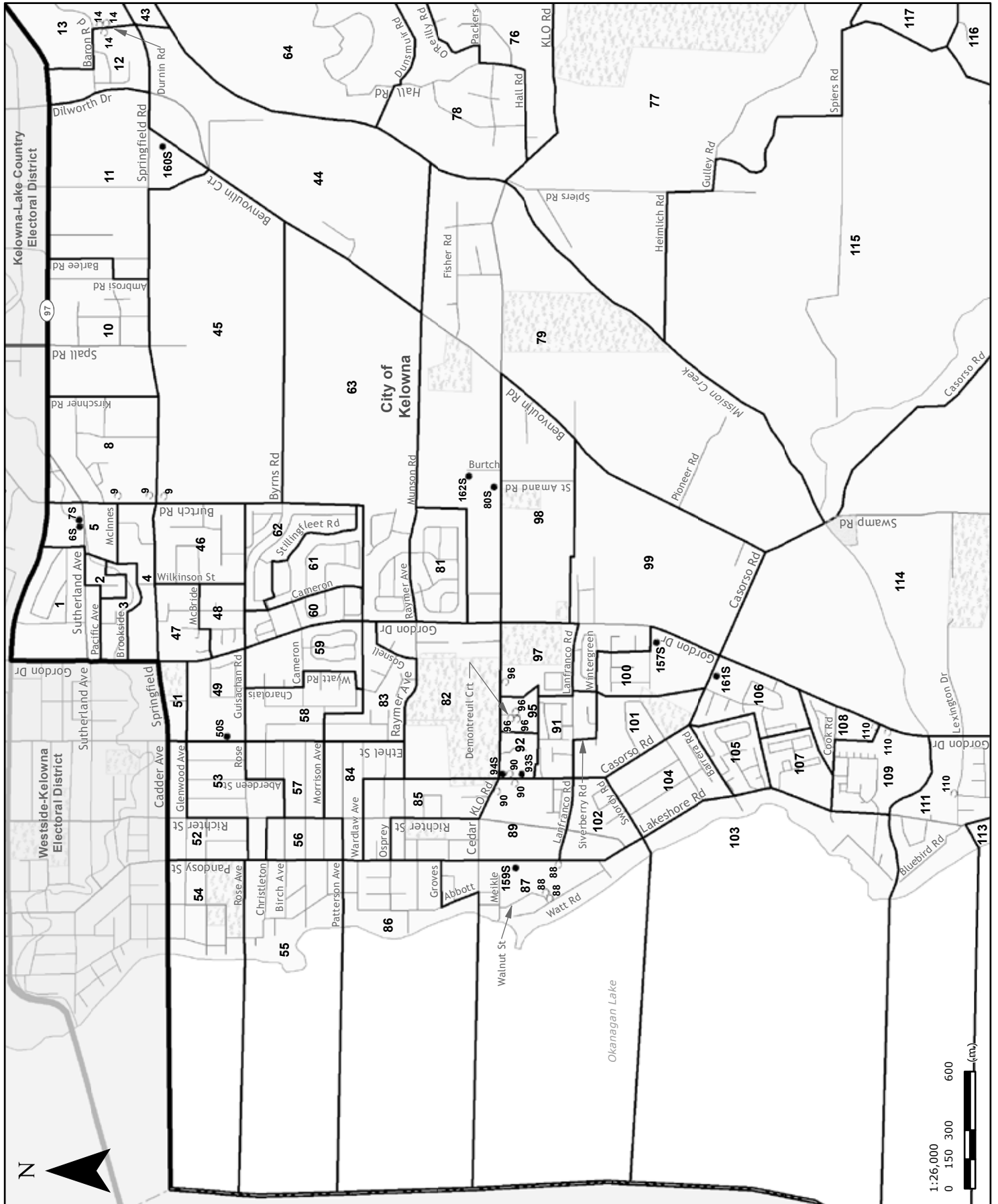
*2 Voting areas 41A and 41B combined

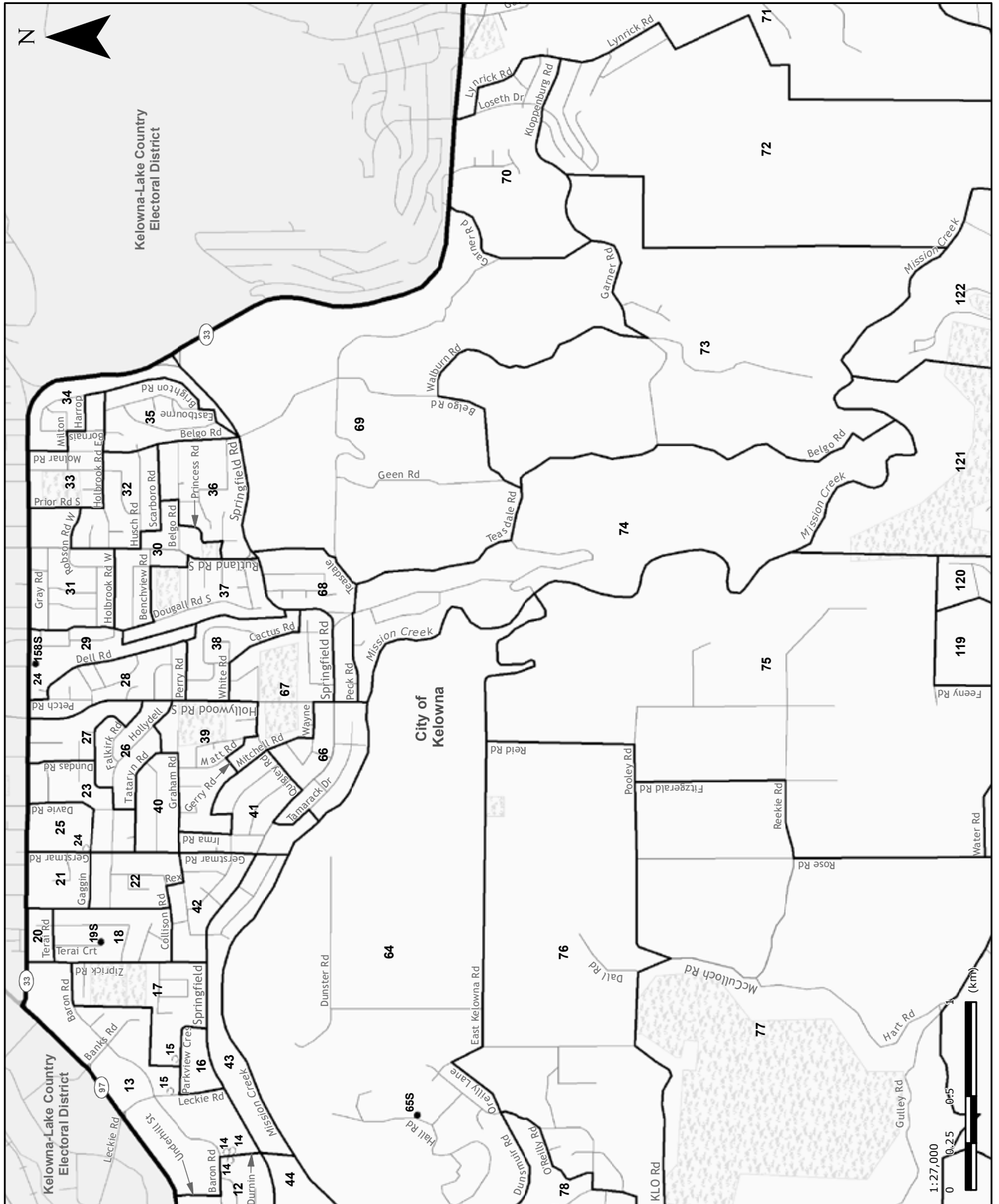
*3 Voting areas 45S, 77S, 121S and 147S combined

*4 Voting areas 80 and 146 combined

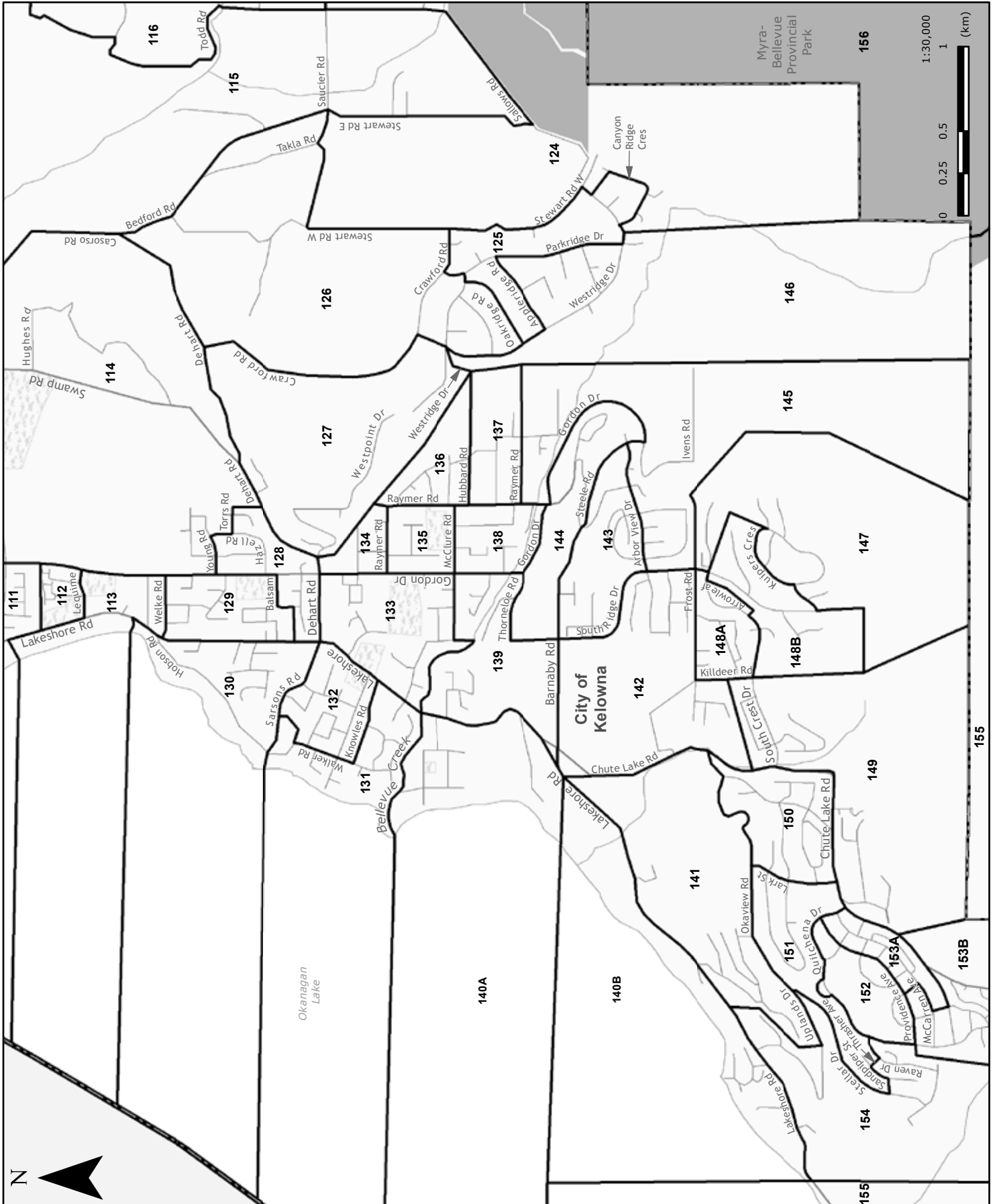


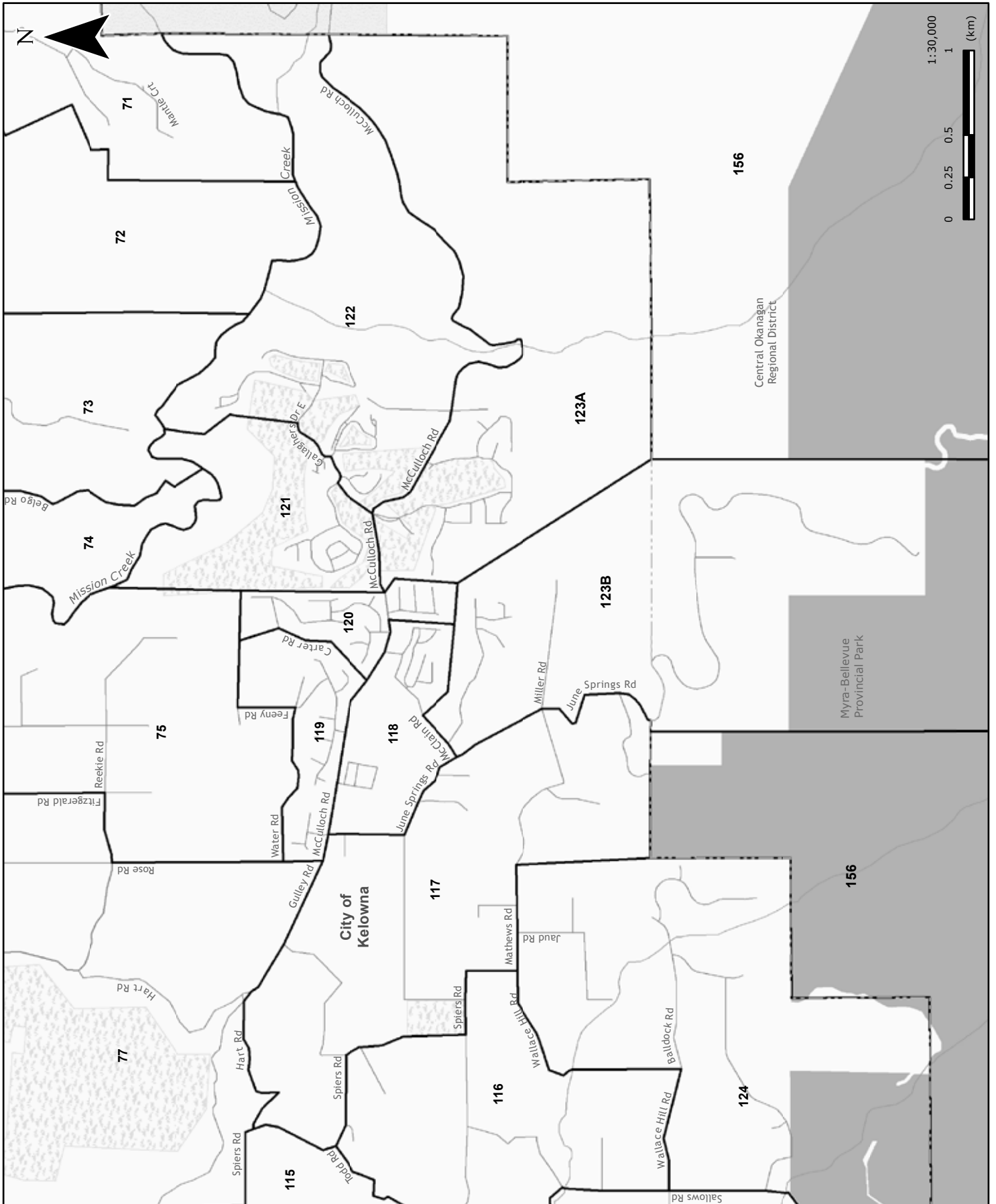
**Kelowna-Mission (KMI)
MAP B - City Centre**





**Kelowna-Mission (KMI)
MAP D - North Mission**





Kelowna-Mission (KMI)
Voting results by voting area

Statement of Votes
 40th Provincial General Election
 May 14, 2013

	Tish Lakes	Mike McLoughlin	Steve Thomson	Dayleen Van Ryswyk	Total valid votes	Rejected ballots	Registered voters
	NDP	CP	LIB				
Advance voting							
Evangel Church	607	340	1,542	86	2,575	9	
Mission Creek Alliance Church	345	183	857	45	1,430	8	
Willow Park Church	263	145	370	57	835	3	
General voting							
Voting area							
1	20	4	12	5	41	0	284
2	17	4	19	2	42	0	156
3	39	9	40	1	89	1	301
4	31	17	32	6	86	4	303
5	27	4	12	3	46	1	302
6S *1	17	14	30	3	64	3	119
7S *1	-	-	-	-	-	-	11
8	32	4	38	10	84	1	243
9	36	9	44	3	92	0	266
10	15	5	26	5	51	2	160
11	47	15	57	9	128	2	483
12	12	17	107	5	141	1	409
13	14	5	24	3	46	1	207
14	31	10	67	1	109	1	285
15	22	9	42	3	76	1	180
16	18	7	21	0	46	0	274
17	19	18	40	7	84	0	295
18	39	15	51	5	110	2	333
19S *2	10	8	15	2	35	0	83
20	13	3	18	6	40	0	162
21	32	24	25	4	85	0	269
22	24	8	43	3	78	0	263
23	34	21	45	6	106	1	323
24S *8	-	-	-	-	-	-	115
25	21	9	24	4	58	0	254
26	43	10	43	5	101	0	328
27	23	10	46	8	87	0	307
28	25	17	56	8	106	0	334
29	20	5	17	3	45	0	224
30	22	6	57	7	92	0	287
31	34	17	35	12	98	0	301
32	25	12	50	8	95	0	378
33	28	9	53	2	92	1	309
34	27	12	56	1	96	1	290
35	25	13	68	6	112	1	323
36	34	5	39	3	81	0	278
37	38	19	65	7	129	0	328
38	31	17	37	5	90	0	321
39	22	20	50	13	105	0	329
40	23	5	16	5	49	1	225

Voting area (continued)	Tish Lakes	Mike McLoughlin	Steve Thomson	Dayleen Van Ryswyk	Total valid votes	Rejected ballots	Registered voters
	NDP	CP	LIB				
41	39	16	47	5	107	0	334
42	18	15	33	6	72	0	282
43	10	8	24	3	45	0	172
44	15	11	19	1	46	0	148
45	25	15	40	6	86	0	255
46	48	12	58	10	128	0	304
47	53	26	52	9	140	0	320
48	21	7	50	3	81	0	197
49	24	10	53	4	91	1	210
50S	10	11	19	2	42	0	61
51	19	5	39	5	68	0	177
52	38	5	28	7	78	0	351
53	33	14	37	11	95	0	353
54	14	4	31	0	49	1	151
55	37	8	63	5	113	0	303
56	40	4	29	1	74	1	210
57	38	11	39	9	97	0	311
58	38	15	66	9	128	0	324
59	14	10	55	9	88	0	254
60	15	17	50	3	85	0	222
61	27	21	96	3	147	0	328
62	15	21	122	5	163	0	365
63	27	24	57	2	110	3	312
64	45	20	140	2	207	0	391
65S *6	-	-	-	-	-	-	42
66	30	22	58	5	115	0	343
67	44	17	29	7	97	0	346
68	37	11	39	4	91	1	279
69	19	15	36	6	76	0	187
70	23	19	55	9	106	0	302
71	41	33	83	9	166	1	420
72	41	17	85	9	152	0	454
73	31	12	40	2	85	1	215
74	32	20	60	6	118	1	339
75	16	13	38	4	71	1	195
76	56	24	92	15	187	0	362
77	25	12	76	6	119	1	301
78	26	16	65	12	119	0	282
79	18	25	51	5	99	0	282
80S *3	15	22	31	2	70	0	127
81	29	24	79	3	135	1	307
82	27	9	40	4	80	0	222
83	41	11	54	12	118	1	322
84	58	7	47	5	117	1	372
85	45	17	31	8	101	1	363
86	50	17	91	6	164	1	382
87 *4	31	7	39	6	83	0	267
88 *4	-	-	-	-	-	-	157
89	35	16	37	2	90	2	308
90	22	15	59	6	102	1	278

Kelowna-Mission (KMI)
Voting results by voting area

Statement of Votes
 40th Provincial General Election
 May 14, 2013

Voting area (continued)	Tish Lakes	Mike McLoughlin	Steve Thomson	Dayleen Van Ryswyk	Total valid votes	Rejected ballots	Registered voters
	NDP	CP	LIB				
91	13	11	83	6	113	1	355
92	8	2	18	1	29	0	87
93S *2	-	-	-	-	-	-	25
94S	8	21	29	1	59	0	137
95 *5	27	10	33	3	73	0	219
96 *5	-	-	-	-	-	-	246
97	23	7	55	4	89	0	273
98	29	17	69	3	118	1	324
99	35	19	72	2	128	0	313
100	38	15	65	6	124	2	357
101	31	11	62	9	113	0	254
102	20	8	30	2	60	0	245
103	9	5	35	4	53	0	158
104	17	9	75	2	103	0	319
105	24	21	56	7	108	1	305
106	18	23	78	2	121	1	306
107	17	4	15	3	39	0	230
108	23	2	21	8	54	0	187
109	27	10	105	4	146	1	298
110	10	10	37	2	59	0	274
111	28	13	85	7	133	0	316
112	22	22	109	5	158	0	342
113	20	12	52	1	85	0	255
114	18	9	64	5	96	0	267
115	23	12	62	10	107	0	283
116	10	5	39	0	54	1	129
117	28	18	97	4	147	0	335
118	41	14	34	9	98	1	333
119	25	23	96	10	154	0	328
120	14	18	96	4	132	0	297
121	4	13	92	1	110	0	247
122	21	20	179	5	225	1	436
123A	16	14	145	4	179	0	323
123B	10	7	26	8	51	0	148
124	20	17	98	15	150	1	345
125	18	12	90	7	127	0	310
126	27	6	79	4	116	0	269
127	21	10	102	4	137	1	335
128	41	13	83	7	144	1	337
129	42	17	99	6	164	1	381
130	18	22	147	4	191	3	461
131	9	11	121	5	146	1	383
132	49	14	94	6	163	0	352
133	46	8	87	8	149	0	369
134	17	11	40	3	71	0	183
135	20	9	32	3	64	0	205
136	10	4	51	6	71	2	181
137	25	10	41	3	79	0	231
138	21	5	77	4	107	0	253
139	26	9	90	7	132	0	300

	Tish Lakes	Mike McLoughlin	Steve Thomson	Dayleen Van Ryswyk	Total valid votes	Rejected ballots	Registered voters
Voting area (continued)	NDP	CP	LIB				
140A	10	8	56	4	78	0	170
140B	10	1	55	1	67	0	158
141	25	12	88	2	127	0	330
142	12	10	111	0	133	0	365
143	42	36	97	6	181	0	428
144	33	7	82	4	126	3	337
145	48	20	84	10	162	0	436
146	39	17	90	6	152	0	385
147	14	2	80	3	99	0	321
148A	31	9	60	2	102	0	316
148B	24	8	79	3	114	0	266
149	44	23	114	11	192	0	483
150	39	15	97	8	159	1	370
151	25	14	132	8	179	0	372
152	36	13	95	10	154	1	337
153A	37	9	63	5	114	1	240
153B	21	25	120	6	172	0	387
154	20	10	85	4	119	1	332
155	11	7	31	2	51	0	181
156	24	8	40	18	90	0	249
157S	57	3	25	19	104	1	149
158S *6	9	21	42	5	77	0	105
159S *7	17	20	24	1	62	2	68
160S *8	29	33	53	1	116	1	80
161S *7	-	-	-	-	-	-	35
162S *3	-	-	-	-	-	-	53
Sub totals	5,384	2,709	12,099	1,023	21,215	96	45,230
s. 98 Special	179	74	235	16	504	12	
s. 99 Absentee - in ED	349	151	800	42	1,342	4	
s. 100 Absentee - out of ED	140	29	164	13	346	32	
s. 101 Absentee - advance	75	24	142	8	249	6	
s. 104 Voting in DEO office	75	52	208	11	346	8	
s. 106 Voting by mail	19	12	39	0	70	3	
Grand totals	6,221	3,051	13,687	1,113	24,072	161	45,230
% of valid votes	25.84%	12.67%	56.87%	4.62%			

Kelowna-Mission (KMI)
Voting results by voting area

Summary

Valid votes - General and advance	21,215	88.13%	Total valid votes
s. 98 Special	504	2.09%	Total valid votes
s. 99 Absentee - in ED	1,342	5.57%	Total valid votes
s. 100 Absentee - out of ED	346	1.44%	Total valid votes
s. 101 Absentee - advance	249	1.04%	Total valid votes
s. 104 Voting in DEO office	346	1.44%	Total valid votes
s. 106 Voting by mail	70	0.29%	Total valid votes

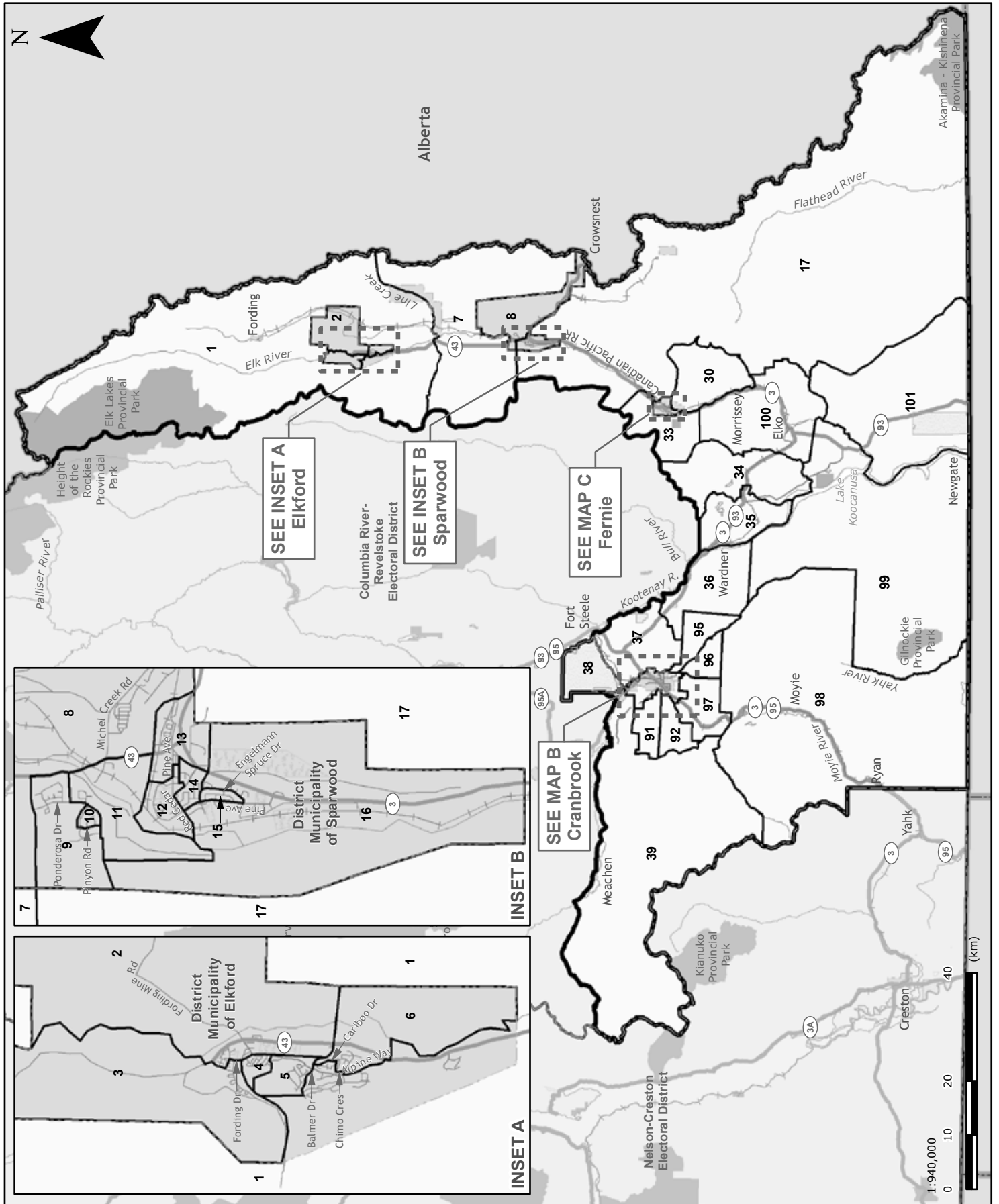
Total valid votes **24,072**

Rejected ballots	161	0.66%	Ballots cast
Registered voters who voted	24,233	53.58%	Registered voters

Registered voters **45,230**

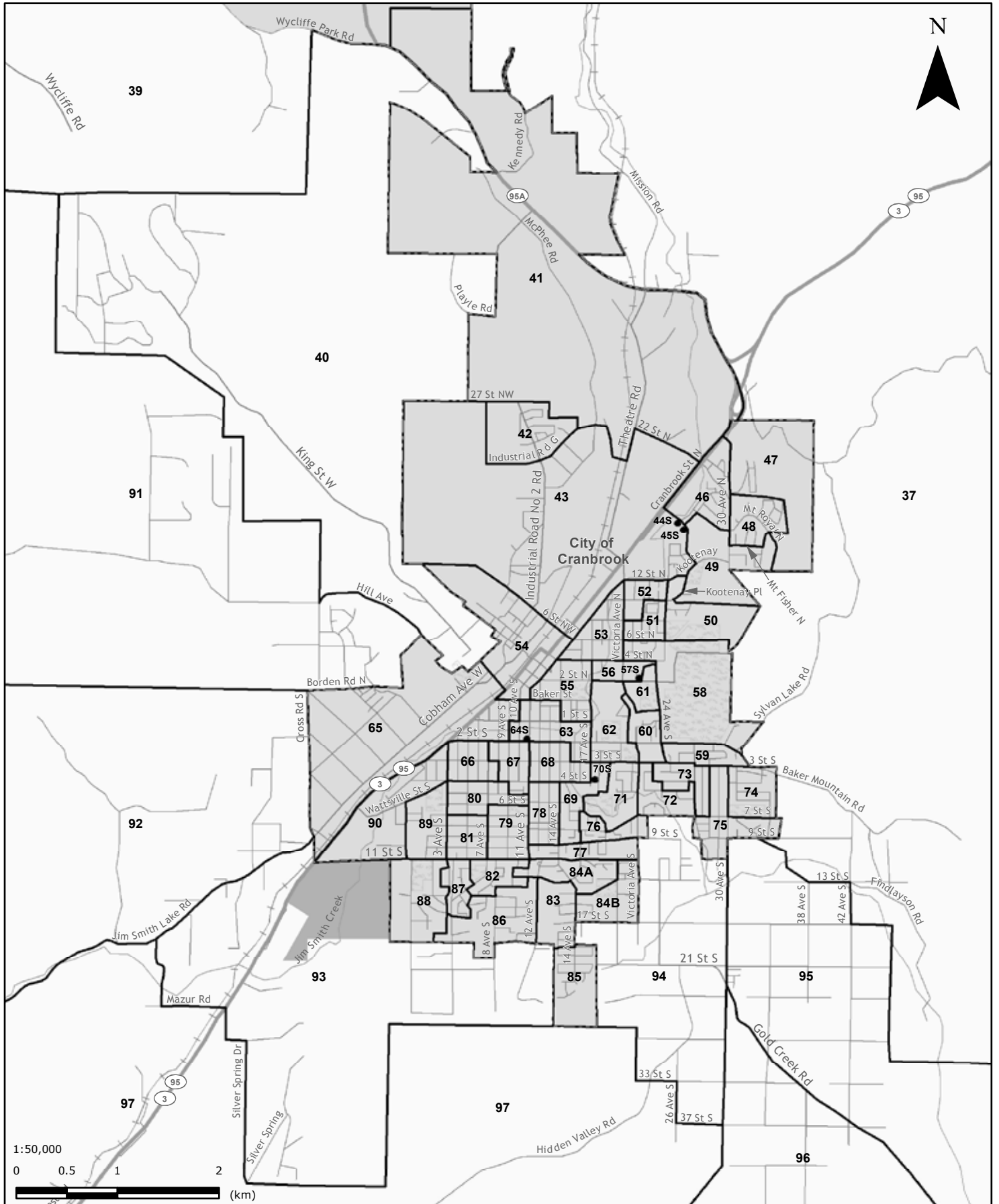
Candidate elected: **Steve Thomson (LIB)**

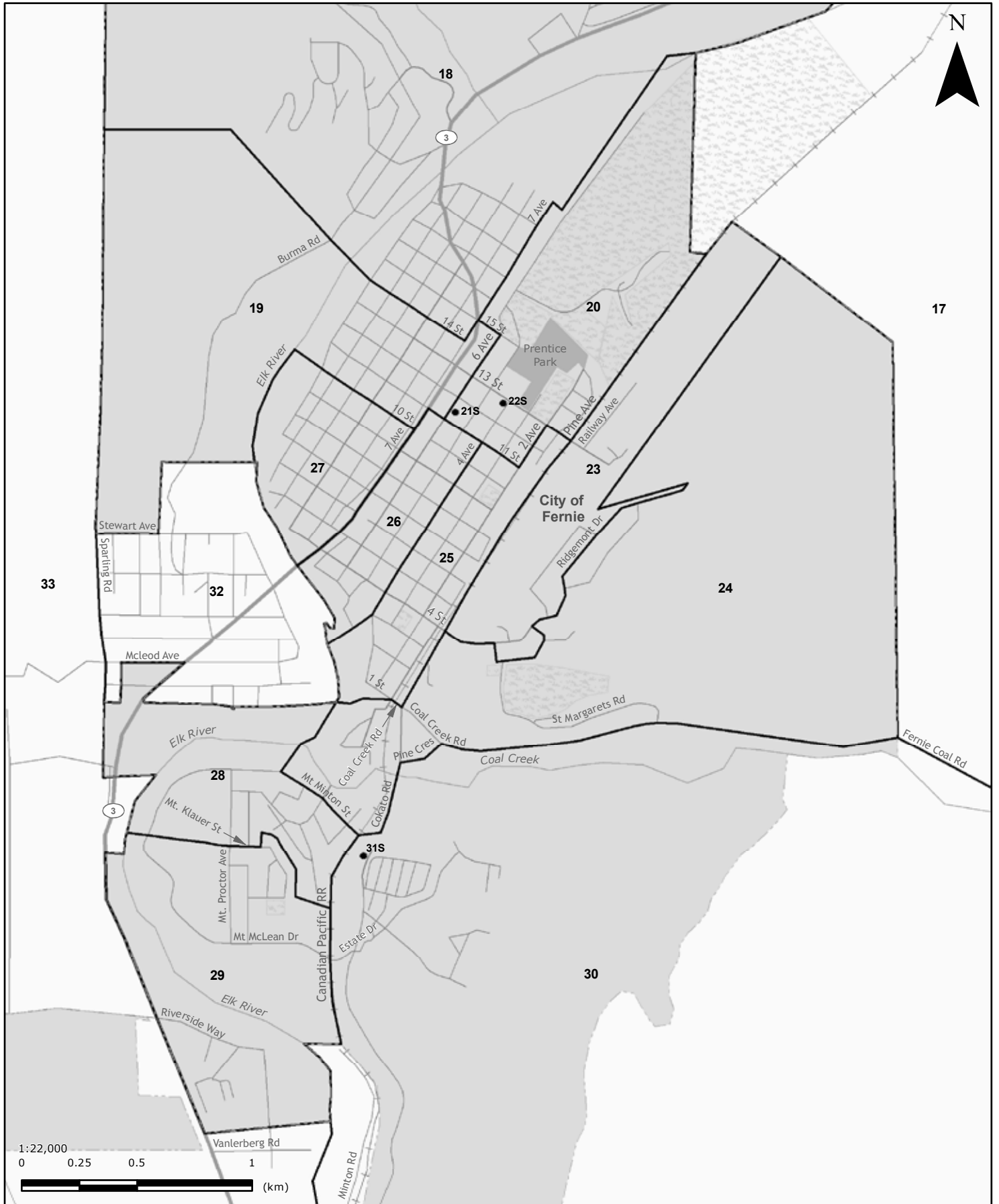
-
- *1 Voting areas 6S and 7S combined
 - *2 Voting areas 19S and 93S combined
 - *3 Voting areas 80S and 162S combined
 - *4 Voting areas 87 and 88 combined
 - *5 Voting areas 95 and 96 combined
 - *6 Voting areas 65S and 158S combined
 - *7 Voting areas 159S and 161S combined
 - *8 Voting areas 24S and 160S combined



**Kootenay East (KOE)
MAP B - Cranbrook**

Statement of Votes
40th Provincial General Election
May 14, 2013





Kootenay East (KOE)
Voting results by voting area

Statement of Votes
 40th Provincial General Election
 May 14, 2013

	Bill Bennett	Norma Blissett	Total valid votes	Rejected ballots	Registered voters
	LIB	NDP			
Advance voting					
Elkford Comm Conference Centre	174	91	265	1	
Fernie Family Centre	407	246	653	5	
Fraternal Order of the Eagles Hall	2,150	1,232	3,382	19	
Sand Creek Senior's Centre	168	83	251	3	
Sparwood Recreation Centre	208	138	346	4	
General voting					
Voting area					
1	55	31	86	1	317
2	52	31	83	2	311
3	54	42	96	1	325
4	44	40	84	0	289
5	69	44	113	0	332
6	84	42	126	0	369
7	62	22	84	1	270
8	42	28	70	0	267
9	96	28	124	1	402
10	62	35	97	3	252
11	59	16	75	0	290
12	79	40	119	3	365
13	60	31	91	4	364
14	58	34	92	1	372
15	58	41	99	2	323
16	52	29	81	0	384
17	66	40	106	1	264
18	71	46	117	0	320
19	75	48	123	0	291
20	66	50	116	2	348
21S *1	-	-	-	-	27
22S *1	27	23	50	0	29
23	73	46	119	2	275
24	75	59	134	1	313
25	64	79	143	0	377
26	50	57	107	2	316
27	87	70	157	2	353
28	75	44	119	0	320
29	74	49	123	0	306
30	87	43	130	2	368
31S *1	-	-	-	-	71
32	79	54	133	0	356
33	112	52	164	0	416
34	101	45	146	1	308
35	132	62	194	2	411
36	80	33	113	1	270
37	72	39	111	0	404
38	5	34	39	0	106
39	66	30	96	2	308
40	108	44	152	0	368

Voting area (continued)	Bill Bennett	Norma Blissett	Total valid votes	Rejected ballots	Registered voters
	LIB	NDP			
41	35	3	38	0	126
42	54	30	84	1	329
43	34	18	52	1	234
44S	59	26	85	0	136
45S *2	-	-	-	-	95
46	44	31	75	0	280
47	40	25	65	1	178
48	81	40	121	1	348
49	104	33	137	0	358
50	63	29	92	0	315
51	35	44	79	0	397
52	37	20	57	1	322
53	40	25	65	0	299
54	28	36	64	1	289
55	33	27	60	1	263
56	43	41	84	0	353
57S *2	21	17	38	0	12
58	70	29	99	0	358
59	60	36	96	0	329
60	46	32	78	1	287
61	33	29	62	0	284
62	38	47	85	0	301
63	55	39	94	0	330
64S *2	-	-	-	-	13
65	57	38	95	1	372
66	69	57	126	1	368
67	42	51	93	1	316
68	61	45	106	4	330
69	60	40	100	2	302
70S *2	-	-	-	-	54
71	62	51	113	0	347
72	83	49	132	2	357
73	65	34	99	0	288
74	125	30	155	1	385
75	81	64	145	1	422
76	50	45	95	0	353
77	50	32	82	1	339
78	39	45	84	1	306
79	61	45	106	1	346
80	72	63	135	1	390
81	69	43	112	3	301
82	63	44	107	0	315
83	59	28	87	2	285
84A	78	33	111	0	312
84B	59	32	91	0	345
85	108	33	141	0	343
86	103	36	139	2	369
87	65	35	100	1	286
88	91	41	132	2	340
89	71	36	107	1	369

Kootenay East (KOE)
Voting results by voting area

Statement of Votes
 40th Provincial General Election
 May 14, 2013

	Bill Bennett	Norma Blissett	Total valid votes	Rejected ballots	Registered voters
Voting area (continued)	LIB	NDP			
90	55	38	93	2	339
91	85	33	118	1	327
92	81	39	120	2	333
93	119	40	159	0	369
94	82	21	103	0	349
95	91	48	139	1	388
96	84	29	113	0	383
97	97	46	143	1	375
98	74	50	124	0	262
99	92	36	128	1	298
100	54	28	82	3	222
101	55	27	82	0	155
Sub totals	9,503	5,513	15,016	116	30,733
s. 98 Special	141	111	252	11	
s. 99 Absentee - in ED	354	228	582	6	
s. 100 Absentee - out of ED	26	34	60	2	
s. 101 Absentee - advance	13	9	22	1	
s. 104 Voting in DEO office	183	105	288	2	
s. 106 Voting by mail	32	23	55	0	
Grand totals	10,252	6,023	16,275	138	30,733
% of valid votes	62.99%	37.01%			

Summary

Valid votes - General and advance	15,016	92.26%	Total valid votes
s. 98 Special	252	1.55%	Total valid votes
s. 99 Absentee - in ED	582	3.58%	Total valid votes
s. 100 Absentee - out of ED	60	0.37%	Total valid votes
s. 101 Absentee - advance	22	0.14%	Total valid votes
s. 104 Voting in DEO office	288	1.77%	Total valid votes
s. 106 Voting by mail	55	0.33%	Total valid votes

Total valid votes **16,275**

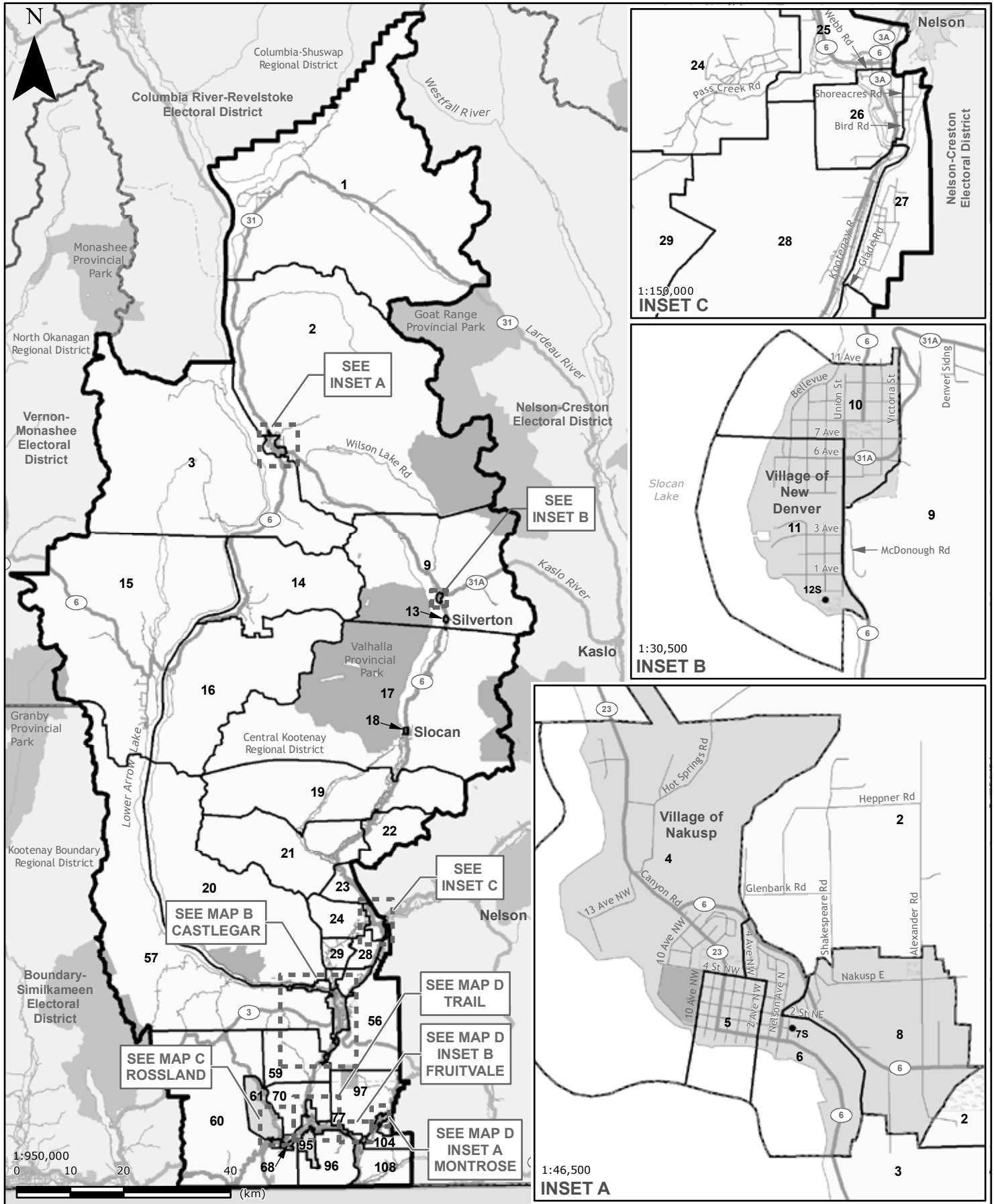
Rejected ballots	138	0.84%	Ballots cast
Registered voters who voted	16,413	53.41%	Registered voters

Registered voters **30,733**

Candidate elected: **Bill Bennett (LIB)**

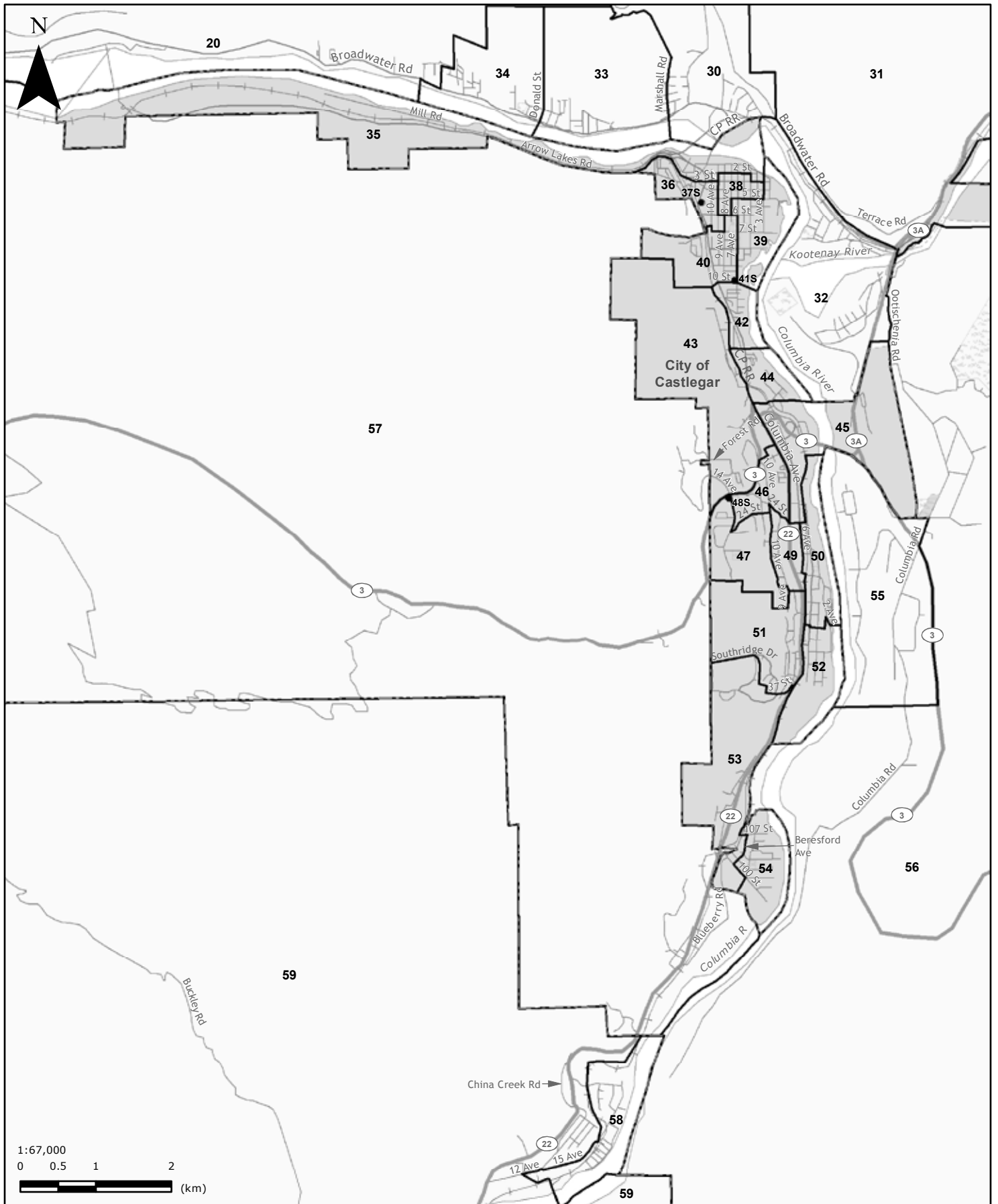
*1 Voting areas 21S, 22S and 31S combined

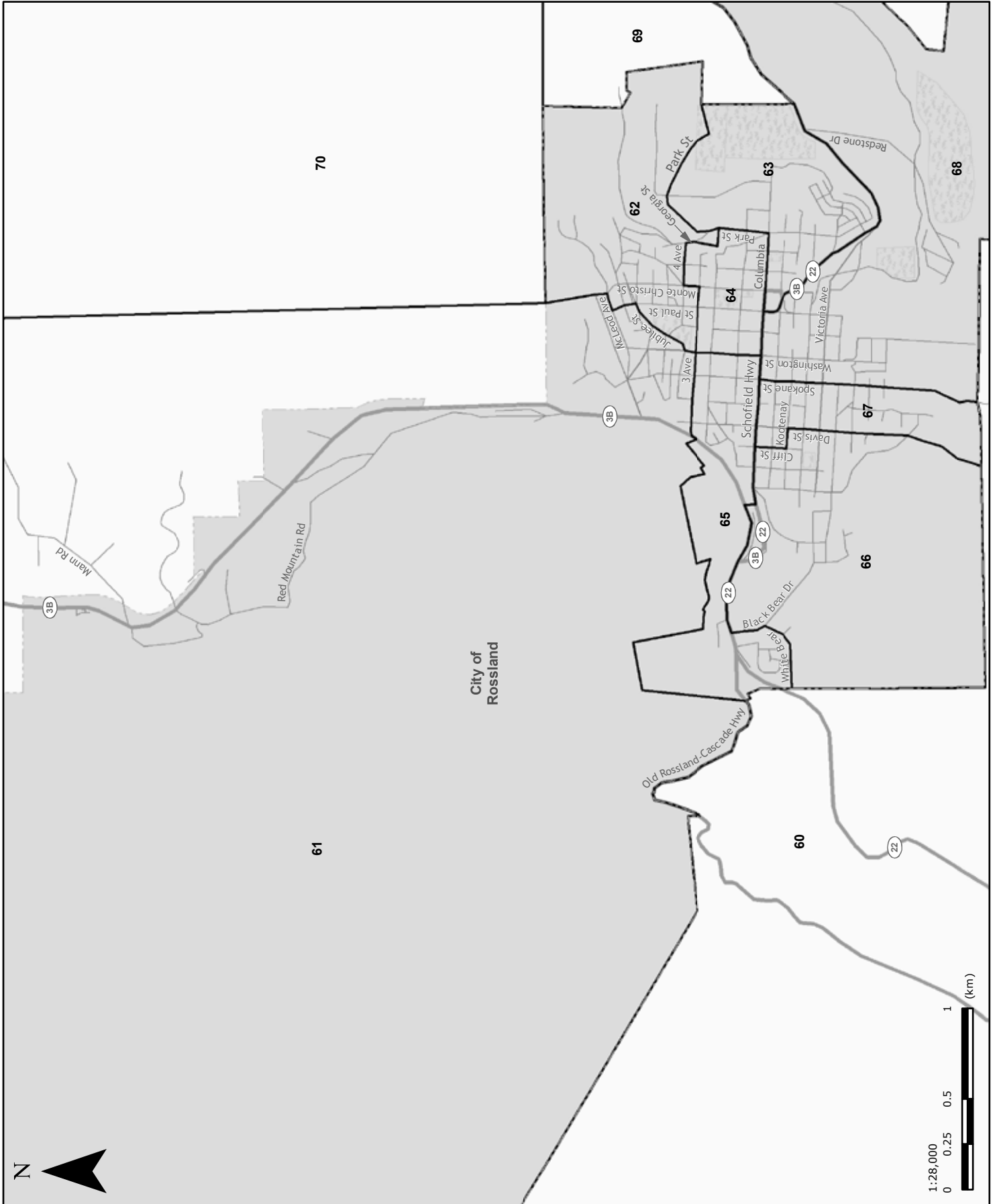
*2 Voting areas 45S, 57S, 64S and 70S combined



**Kootenay West (KOW)
MAP B - Castlegar**

Statement of Votes
40th Provincial General Election
May 14, 2013





**Kootenay West (KOW)
MAP D - Trail**



	Glen Curtis Byle IND	Katrine Conroy NDP	Joseph Peter Hughes IND	Jim Postnikoff LIB	Total valid votes	Rejected ballots	Registered voters
Advance voting							
Royal Canadian Legion - Nakusp	0	126	132	91	349	0	
Royal Canadian Legion 170	20	809	77	208	1,114	5	
Waneta Plaza Mall	23	654	83	258	1,018	2	
General voting							
Voting area							
1	1	14	18	4	37	0	58
2	1	65	65	39	170	0	313
3	1	43	47	45	136	1	306
4	1	52	37	49	139	0	324
5	1	44	49	52	146	2	384
6	2	43	66	44	155	0	312
7S *1	3	25	3	6	37	0	12
8	0	25	47	49	121	0	238
9	3	79	60	41	183	3	315
10	1	67	31	37	136	0	219
11	2	53	37	15	107	2	181
12S *1	-	-	-	-	-	-	27
13	4	46	24	27	101	0	162
14	5	46	48	43	142	0	247
15	6	76	56	27	165	1	295
16	2	30	41	22	95	0	165
17	0	98	39	25	162	1	344
18	1	100	17	23	141	0	276
19	3	155	41	13	212	2	419
20	3	97	16	21	137	1	289
21	1	132	52	13	198	3	371
22	5	137	36	22	200	1	389
23	0	149	30	29	208	3	375
24	3	142	23	10	178	1	446
25	3	155	20	30	208	1	395
26	1	115	14	41	171	0	374
27	4	145	11	23	183	0	350
28	3	122	4	22	151	0	314
29	7	130	18	22	177	1	385
30	4	64	9	12	89	1	377
31	2	61	11	17	91	0	256
32	0	59	3	26	88	0	208
33	1	128	26	24	179	0	348
34	4	110	17	21	152	2	329
35	4	67	5	23	99	0	315
36	6	68	13	22	109	0	355
37S	1	58	5	13	77	0	109
38	4	80	11	14	109	1	336
39	1	112	12	17	142	0	380
40	7	95	16	11	129	0	360

Kootenay West (KOW)
Voting results by voting area

Statement of Votes
 40th Provincial General Election
 May 14, 2013

Voting area (continued)	Glen Curtis Byle	Katrine Conroy	Joseph Peter Hughes	Jim Postnikoff	Total valid votes	Rejected ballots	Registered voters
	IND	NDP	IND	LIB			
41S *1	-	-	-	-	-	-	29
42	1	71	5	15	92	0	298
43	3	71	12	47	133	1	321
44	3	81	9	23	116	0	304
45	1	79	11	22	113	0	307
46	9	89	12	28	138	1	318
47	3	124	17	40	184	0	382
48S *1	-	-	-	-	-	-	34
49	2	113	15	50	180	0	377
50	3	134	12	46	195	0	385
51	5	111	15	39	170	0	384
52	3	121	13	44	181	0	397
53	4	98	12	52	166	0	401
54	3	125	12	35	175	0	334
55	3	86	12	61	162	1	398
56	3	108	9	29	149	0	335
57	2	57	7	35	101	0	223
58	2	103	17	46	168	2	360
59	3	88	10	29	130	0	271
60	1	41	9	14	65	0	114
61	7	92	32	34	165	3	382
62	1	117	32	39	189	1	364
63	0	99	30	44	173	0	311
64	2	99	39	28	168	0	340
65	3	106	25	24	158	1	367
66	2	116	27	21	166	1	323
67	5	124	24	22	175	0	350
68	4	127	27	38	196	2	373
69	5	117	18	39	179	0	316
70	4	101	11	32	148	0	298
71	1	95	20	37	153	0	294
72	6	130	20	60	216	0	371
73	3	106	8	28	145	2	338
74	4	59	13	44	120	0	305
75	4	88	14	23	129	1	370
76	6	92	11	51	160	1	351
77	8	71	8	39	126	0	352
78S *2	0	21	9	16	46	3	33
79	2	100	12	58	172	1	428
80S	3	20	5	4	32	2	57
81S	1	31	3	9	44	1	70
82	15	92	12	51	170	0	284
83	7	84	15	58	164	0	305
84	2	77	13	23	115	1	270
85	9	99	7	31	146	0	334
86	11	89	12	28	140	4	330
87S *2	-	-	-	-	-	-	32
88	9	62	8	22	101	0	294
89	3	84	14	14	115	0	318
90	2	81	11	22	116	0	346

Voting area (continued)	Glen Curtis Byle	Katrine Conroy	Joseph Peter Hughes	Jim Postnikoff	Total valid votes	Rejected ballots	Registered voters
	IND	NDP	IND	LIB			
91S *2	-	-	-	-	-	-	16
92	6	72	5	11	94	0	342
93	6	54	10	25	95	0	303
94	5	75	4	14	98	0	329
95	3	65	10	17	95	0	332
96	2	31	2	4	39	0	83
97	4	89	17	32	142	0	353
98	6	131	21	44	202	0	411
99	11	135	12	45	203	1	410
100	3	110	15	42	170	0	386
101	7	87	10	33	137	0	310
102	3	129	13	26	171	1	340
103	1	112	16	32	161	0	336
104	5	89	14	34	142	1	294
105	3	76	11	30	120	1	246
106	2	105	12	34	153	1	343
107	2	64	6	20	92	0	208
108	4	27	2	14	47	0	215
Sub totals	400	10,606	2,239	3,602	16,847	68	31,793
s. 98 Special	2	74	7	16	99	2	
s. 99 Absentee - in ED	22	327	98	107	554	5	
s. 100 Absentee - out of ED	1	94	4	26	125	6	
s. 101 Absentee - advance	1	26	7	12	46	0	
s. 104 Voting in DEO office	3	186	29	66	284	2	
s. 106 Voting by mail	2	36	7	12	57	3	
Grand totals	431	11,349	2,391	3,841	18,012	86	31,793
% of valid votes	2.39%	63.01%	13.27%	21.33%			

Summary

Valid votes - General and advance	16,847	93.53%	Total valid votes
s. 98 Special	99	0.55%	Total valid votes
s. 99 Absentee - in ED	554	3.08%	Total valid votes
s. 100 Absentee - out of ED	125	0.69%	Total valid votes
s. 101 Absentee - advance	46	0.25%	Total valid votes
s. 104 Voting in DEO office	284	1.58%	Total valid votes
s. 106 Voting by mail	57	0.32%	Total valid votes

Total valid votes **18,012**

Rejected ballots 86 0.48% Ballots cast
Registered voters who voted 18,098 56.92% Registered voters

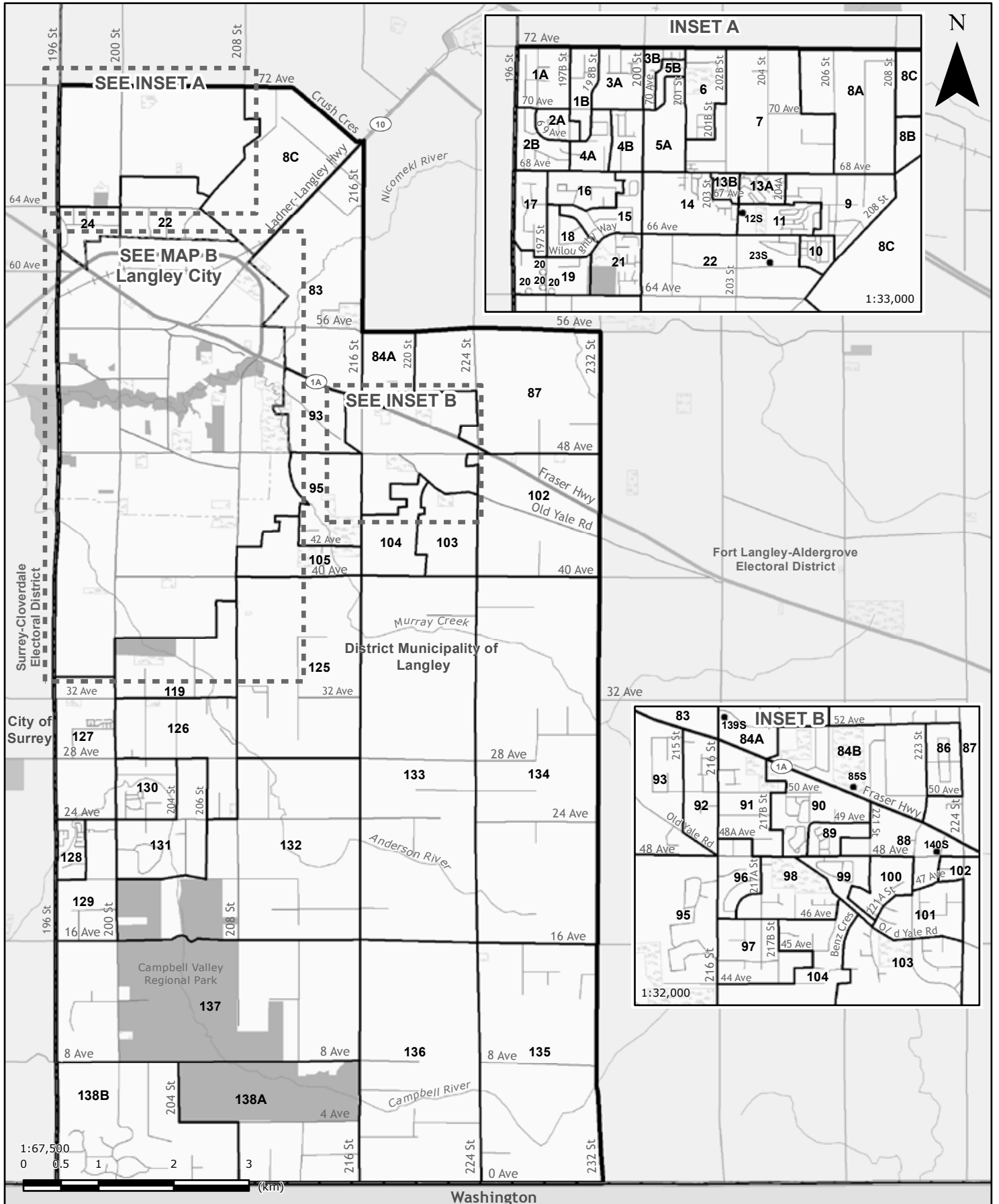
Registered voters **31,793**

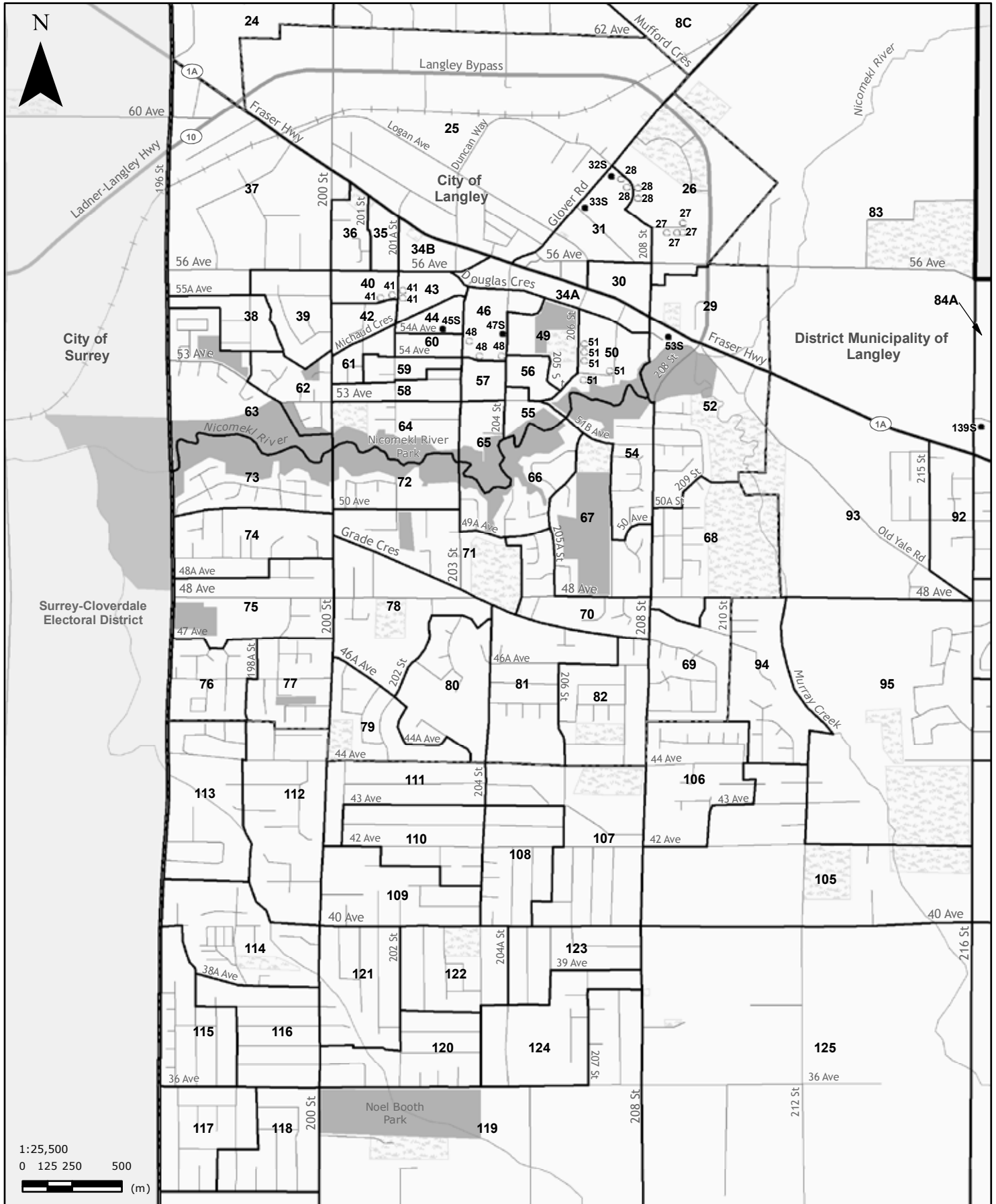
Candidate elected: **Katrine Conroy (NDP)**

*1 Voting areas 7S, 12S, 41S and 48S combined

*2 Voting areas 78S, 87S and 91S combined

Langley (LLY)
MAP A - Langley Electoral District





Langley (LLY)
Voting results by voting area

Statement of Votes
 40th Provincial General Election
 May 14, 2013

	John Cummins	Wally Martin	Andrew Mercier	Mary Polak	Total valid votes	Rejected ballots	Registered voters
	CP	GP	NDP	LIB			
Advance voting							
George Preston Recreation Centre	267	175	720	1,239	2,401	9	
Langley United Church	252	168	781	982	2,183	2	
General voting							
Voting area							
1A	16	4	30	101	151	1	347
1B	11	9	22	47	89	0	224
2A	14	3	12	47	76	0	192
2B	23	3	17	83	126	0	345
3A	13	4	15	31	63	0	194
3B	10	7	24	23	64	0	142
4A	9	4	26	53	92	0	239
4B	5	11	10	52	78	0	252
5A	9	9	50	71	139	0	294
5B	8	7	34	54	103	0	271
6	11	17	43	109	180	3	367
7	20	9	36	106	171	0	397
8A *1	2	11	13	43	69	0	179
8B	9	7	10	60	86	0	254
8C	10	12	42	70	134	0	344
9	12	23	36	98	169	0	443
10	15	9	46	57	127	0	292
11	8	7	35	97	147	0	338
12S	18	5	12	37	72	1	124
13A	16	4	33	74	127	0	286
13B	9	5	18	26	58	0	180
14	16	21	35	75	147	0	403
15	22	24	72	75	193	3	419
16	17	16	52	97	182	0	365
17	12	23	30	81	146	0	346
18	19	29	57	88	193	0	361
19	19	13	48	77	157	0	327
20	13	11	39	66	129	1	282
21	17	16	52	69	154	0	332
22	8	7	19	39	73	0	183
23S	9	4	10	14	37	0	109
24	15	6	34	42	97	0	316
25	4	15	38	23	80	0	301
26	6	14	41	39	100	0	268
27	13	18	38	46	115	0	283
28	19	19	36	64	138	0	360
29	21	10	39	77	147	0	356
30	7	7	31	25	70	1	317
31	11	7	33	31	82	0	306
32S	13	4	13	29	59	1	108

Voting area (continued)	John Cummins	Wally Martin	Andrew Mercier	Mary Polak	Total valid votes	Rejected ballots	Registered voters
	CP	GP	NDP	LIB			
33S *1	-	-	-	-	-	-	14
34A	8	8	21	32	69	0	210
34B	4	13	36	27	80	0	316
35	14	8	28	27	77	0	294
36	24	10	32	45	111	0	395
37	2	12	37	40	91	0	361
38	13	20	48	62	143	0	448
39	19	18	44	55	136	0	445
40	7	12	25	34	78	2	315
41	7	8	23	32	70	0	208
42	5	7	25	43	80	1	322
43	13	16	17	38	84	1	302
44	14	10	27	34	85	0	305
45S *2	13	2	11	14	40	0	26
46	19	5	42	35	101	0	302
47S *2	-	-	-	-	-	-	47
48	4	6	27	32	69	1	240
49	19	19	49	73	160	1	325
50	15	12	22	31	80	1	323
51	10	10	29	32	81	0	266
52	22	14	33	96	165	0	364
53S	11	6	8	23	48	0	68
54	18	13	59	68	158	1	327
55	14	15	40	46	115	0	364
56	18	7	29	46	100	0	251
57	12	6	21	28	67	0	256
58	16	11	45	70	142	0	394
59	15	10	21	45	91	3	333
60	12	9	30	38	89	0	326
61	14	8	32	40	94	0	286
62	27	9	64	52	152	0	358
63	17	13	45	90	165	2	336
64	19	20	60	38	137	1	320
65	5	6	20	29	60	0	247
66	17	24	70	70	181	0	372
67	21	20	43	74	158	1	302
68	23	12	42	85	162	0	328
69	27	19	33	112	191	0	374
70	14	22	39	77	152	0	345
71	16	16	40	64	136	0	320
72	16	20	48	72	156	0	364
73	6	22	46	112	186	0	387
74	16	20	22	97	155	0	373
75	26	11	53	65	155	1	335
76	17	11	31	115	174	0	374
77	12	26	32	79	149	0	301
78	14	9	45	82	150	0	331
79	19	29	50	96	194	0	353
80	23	15	44	98	180	2	401
81	8	14	31	92	145	0	353

Langley (LLY)
Voting results by voting area

Statement of Votes
 40th Provincial General Election
 May 14, 2013

Voting area (continued)	John Cummins	Wally Martin	Andrew Mercier	Mary Polak	Total valid votes	Rejected ballots	Registered voters
	CP	GP	NDP	LIB			
82	25	19	52	89	185	0	383
83	38	16	26	117	197	0	432
84A	13	1	23	71	108	0	193
84B	15	6	18	96	135	0	330
85S	6	5	15	30	56	0	87
86	9	13	20	100	142	0	332
87	11	3	16	85	115	0	348
88	6	13	31	50	100	0	258
89	19	15	28	77	139	0	332
90	19	22	41	141	223	1	440
91	19	17	38	89	163	0	338
92	20	16	37	74	147	1	298
93	14	15	28	85	142	1	302
94	24	21	27	128	200	0	369
95	9	14	33	127	183	0	423
96	19	8	13	85	125	0	272
97	23	18	25	112	178	0	368
98	21	9	29	101	160	1	307
99	14	11	31	94	150	0	300
100	15	8	44	102	169	1	344
101	19	18	45	131	213	0	324
102	21	9	19	111	160	0	325
103	36	20	42	135	233	0	398
104	14	20	28	111	173	0	350
105	16	9	31	106	162	0	358
106	30	17	35	97	179	0	363
107	17	14	35	62	128	2	363
108	20	17	44	57	138	0	343
109	19	21	36	98	174	0	322
110	15	24	44	93	176	0	350
111	26	15	57	82	180	0	320
112	31	16	56	103	206	0	394
113	20	19	65	91	195	1	387
114	28	14	52	86	180	1	352
115	10	22	62	67	161	0	346
116	9	20	48	88	165	0	342
117	22	25	49	106	202	2	355
118	19	17	38	83	157	1	336
119	12	12	29	62	115	0	303
120	22	15	43	76	156	1	323
121	24	22	48	105	199	3	364
122	25	24	49	86	184	0	341
123	11	19	41	68	139	0	307
124	20	23	30	67	140	0	307
125	18	10	29	65	122	1	308
126	16	8	25	108	157	0	353
127	20	8	40	60	128	0	344
128	25	13	38	65	141	3	356
129	27	13	15	85	140	0	298
130	15	11	32	81	139	0	335

Voting area (continued)	John Cummins	Wally Martin	Andrew Mercier	Mary Polak	Total valid votes	Rejected ballots	Registered voters
	CP	GP	NDP	LIB			
131	24	11	41	105	181	0	361
132	34	18	37	95	184	0	348
133	22	18	26	62	128	2	329
134	15	15	29	89	148	0	313
135	17	24	17	71	129	1	273
136	12	14	31	66	123	1	283
137	26	19	40	91	176	0	308
138A	8	9	20	42	79	0	156
138B	32	10	17	116	175	0	392
139S	16	2	15	29	62	0	76
140S	11	1	11	34	57	0	99
Sub totals	2,896	2,296	6,565	12,690	24,447	64	46,414
s. 98 Special	38	15	87	101	241	5	
s. 99 Absentee - in ED	158	172	364	645	1,339	9	
s. 100 Absentee - out of ED	49	61	174	243	527	37	
s. 101 Absentee - advance	9	12	32	48	101	0	
s. 104 Voting in DEO office	78	49	159	286	572	7	
s. 106 Voting by mail	14	3	22	26	65	0	
Grand totals	3,242	2,608	7,403	14,039	27,292	122	46,414
% of valid votes	11.88%	9.55%	27.13%	51.44%			

Summary

Valid votes - General and advance	24,447	89.58%	Total valid votes
s. 98 Special	241	0.88%	Total valid votes
s. 99 Absentee - in ED	1,339	4.91%	Total valid votes
s. 100 Absentee - out of ED	527	1.93%	Total valid votes
s. 101 Absentee - advance	101	0.37%	Total valid votes
s. 104 Voting in DEO office	572	2.09%	Total valid votes
s. 106 Voting by mail	65	0.24%	Total valid votes

Total valid votes **27,292**

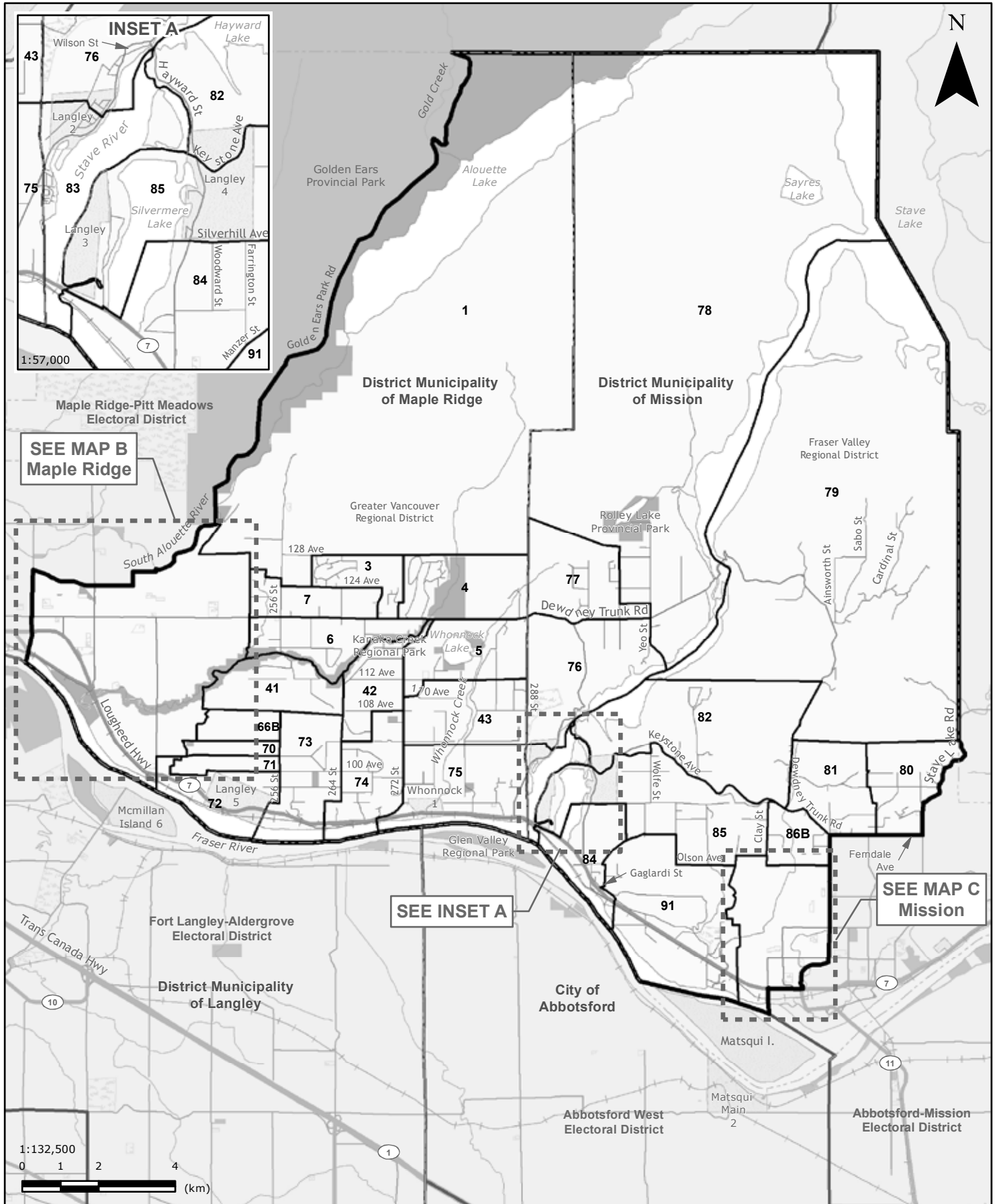
Rejected ballots	122	0.45%	Ballots cast
Registered voters who voted	27,414	59.06%	Registered voters

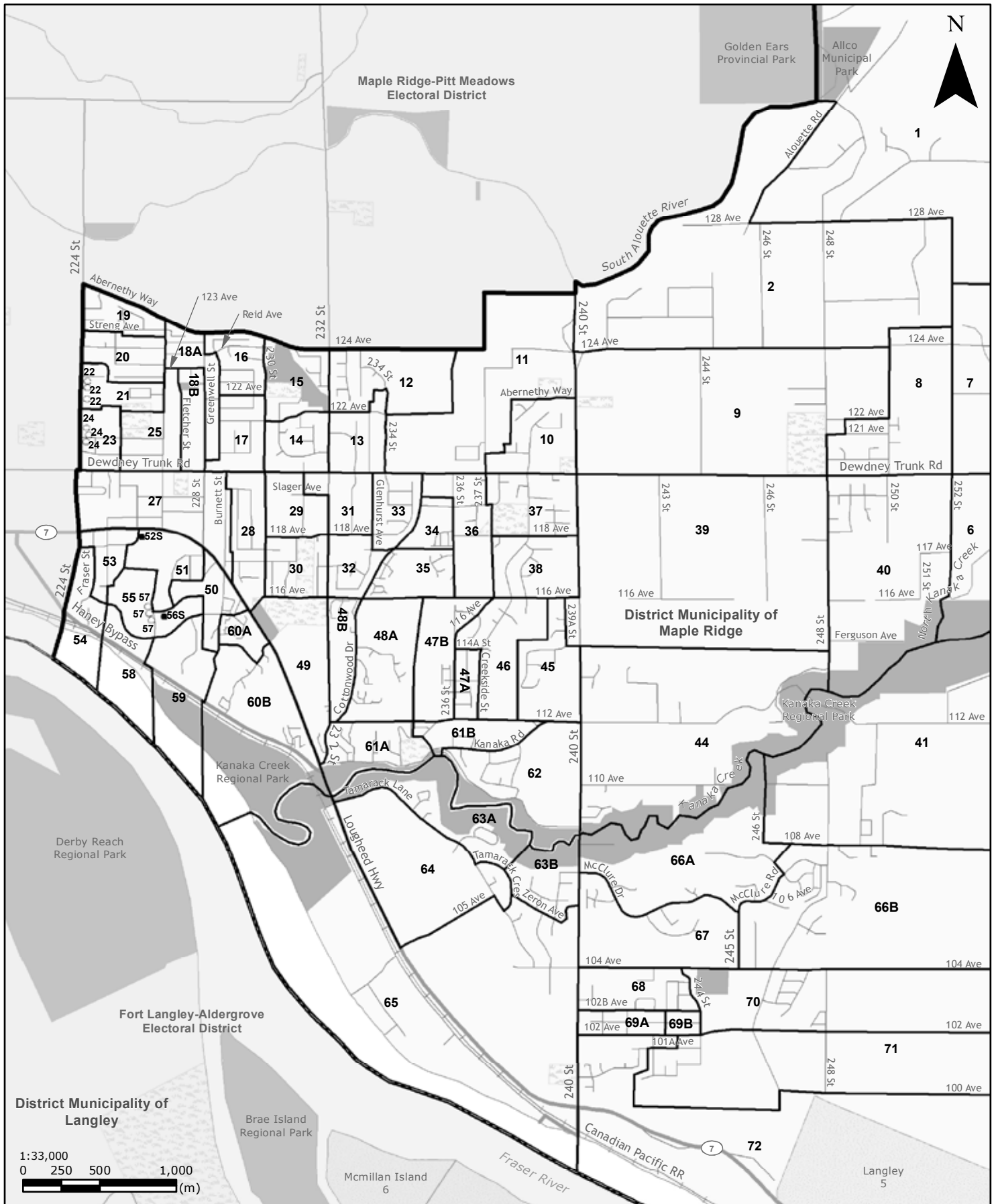
Registered voters **46,414**

Candidate elected: **Mary Polak (LIB)**

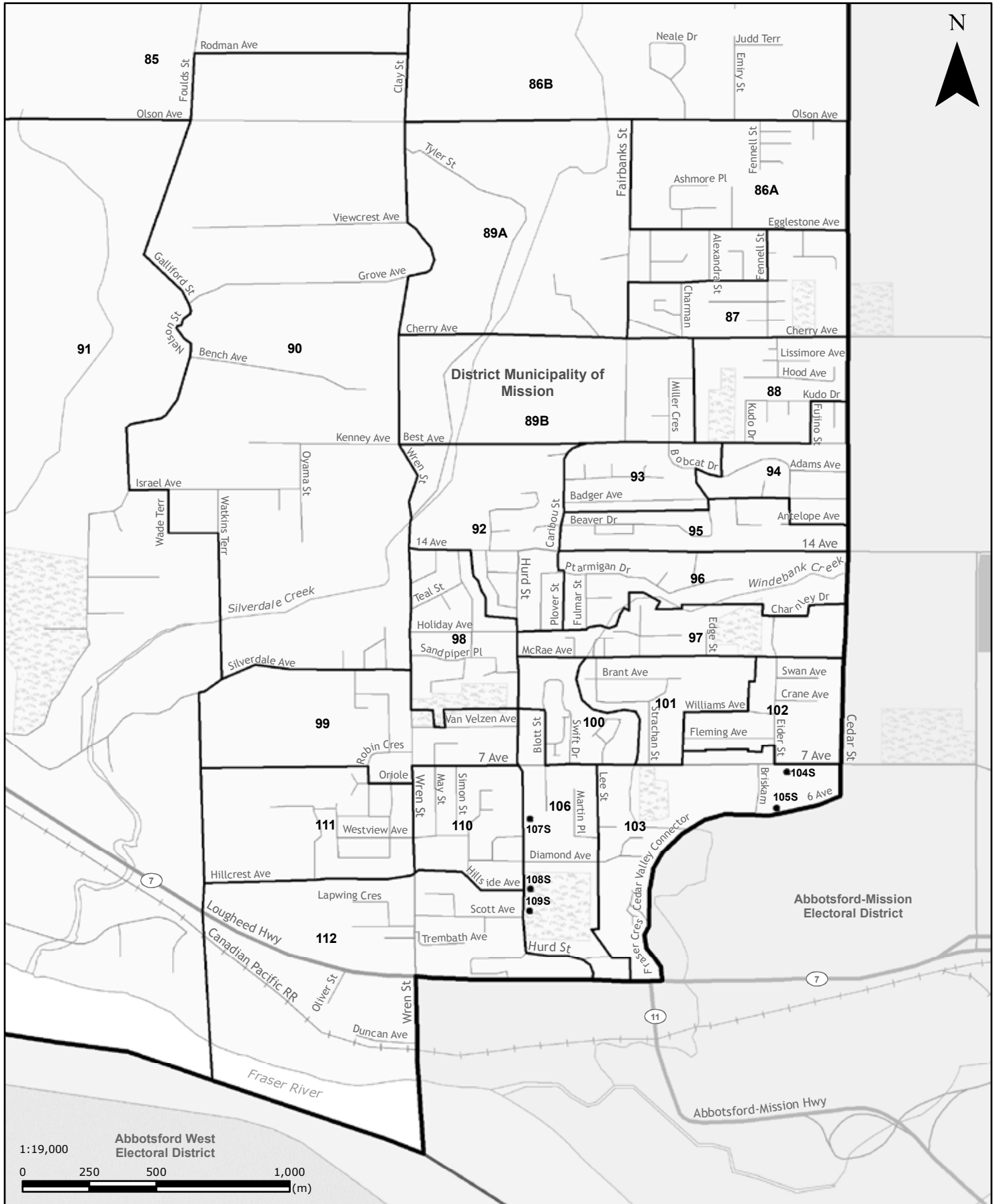
*1 Voting areas 8A and 33S combined
 *2 Voting areas 45S and 47S combined

Maple Ridge-Mission (MRM)
MAP A - Maple Ridge-Mission Electoral District





**Maple Ridge-Mission (MRM)
MAP C - Mission**



	Mike Bocking NDP	Marc H. J. Dalton LIB	Alex Pope GP	Chad Thompson CP	Total valid votes	Rejected ballots	Registered voters
Advance voting							
Ridge Meadows Senior Society	1,108	1,358	161	94	2,721	5	
St. Paul's Presbyterian Church	453	419	69	63	1,004	0	
General voting							
Voting area							
1	58	110	10	8	186	1	358
2	54	112	5	10	181	0	377
3	69	151	13	8	241	2	449
4	59	90	18	2	169	1	350
5	70	80	31	6	187	0	332
6	49	76	15	7	147	1	329
7	78	80	10	14	182	1	383
8	76	53	19	24	172	0	368
9	96	45	14	9	164	0	323
10	58	90	9	18	175	0	363
11	36	62	15	2	115	0	353
12	63	80	12	11	166	1	351
13	61	75	4	10	150	0	328
14	66	84	10	4	164	0	351
15	44	69	17	1	131	1	307
16	72	73	13	11	169	0	324
17	65	53	14	3	135	0	315
18A	31	41	11	4	87	1	275
18B	24	34	7	6	71	0	254
19	63	55	14	1	133	0	341
20	62	46	19	8	135	0	336
21	51	72	6	5	134	0	367
22	34	47	8	4	93	0	294
23	51	29	4	5	89	0	312
24	50	51	9	4	114	0	301
25	28	29	8	4	69	0	207
27	29	27	9	9	74	1	316
28	76	64	24	10	174	0	386
29	84	77	8	4	173	0	360
30	91	84	21	9	205	0	386
31	42	63	23	11	139	0	297
32	43	73	14	8	138	0	289
33	60	88	10	6	164	1	323
34	48	35	15	7	105	0	299
35	46	45	18	5	114	0	322
36	63	75	8	5	151	0	294
37	65	95	18	9	187	0	368
38	79	100	10	16	205	2	428
39	72	71	8	6	157	0	374
40	57	99	16	9	181	0	368

Maple Ridge-Mission (MRM)
Voting results by voting area

Statement of Votes
 40th Provincial General Election
 May 14, 2013

Voting area (continued)	Mike Bocking	Marc H. J. Dalton	Alex Pope	Chad Thompson	Total valid votes	Rejected ballots	Registered voters
	NDP	LIB	GP	CP			
41	45	76	17	5	143	0	353
42	74	89	17	14	194	0	358
43	67	89	15	14	185	0	367
44	35	63	10	3	111	1	370
45	65	75	20	5	165	0	375
46	50	82	11	1	144	0	372
47A	44	52	12	4	112	1	248
47B	48	76	7	7	138	0	300
48A	45	91	8	3	147	0	354
48B	42	52	3	4	101	1	263
49	35	21	11	4	71	0	192
50	32	43	14	8	97	0	240
51	40	45	14	4	103	0	359
52S *1	24	18	8	6	56	0	31
53	27	23	8	3	61	0	258
54	21	28	5	5	59	0	312
55	53	55	2	11	121	0	316
56S *1	-	-	-	-	-	-	53
57	33	53	2	7	95	0	260
58	36	38	3	4	81	0	217
59	32	64	9	13	118	0	284
60A	55	42	10	8	115	0	310
60B	47	68	5	12	132	0	349
61A	70	88	8	3	169	1	328
61B	63	77	14	5	159	0	302
62	53	103	8	5	169	0	344
63A	50	77	13	9	149	0	307
63B	34	72	6	3	115	0	236
64	58	61	7	3	129	0	300
65	36	84	8	7	135	0	378
66A	49	136	17	6	208	0	467
66B	63	137	17	10	227	0	469
67	42	127	12	1	182	0	337
68	66	105	22	17	210	0	417
69A	75	76	19	8	178	1	332
69B	51	46	3	6	106	0	202
70	48	115	10	7	180	1	411
71	71	72	18	10	171	1	369
72	100	125	19	16	260	1	481
73	64	63	12	6	145	0	304
74	57	71	16	3	147	0	306
75	73	75	15	10	173	2	348
76	67	56	19	7	149	0	361
77	92	62	21	8	183	0	311
78	51	85	23	13	172	0	313
79	42	46	5	4	97	1	314
80	61	73	19	16	169	0	353
81	33	71	11	6	121	0	357
82	43	49	10	8	110	0	352
83	68	38	14	10	130	0	310

Voting area (continued)	Mike Bocking	Marc H. J. Dalton	Alex Pope	Chad Thompson	Total valid votes	Rejected ballots	Registered voters
	NDP	LIB	GP	CP			
84	71	81	16	10	178	1	354
85	62	74	11	5	152	0	324
86A	58	61	9	10	138	0	425
86B	54	70	8	10	142	0	359
87	75	77	6	6	164	3	413
88	69	83	19	13	184	2	394
89A	58	64	3	6	131	1	346
89B	43	32	5	8	88	0	181
90	31	57	10	8	106	0	396
91	34	79	13	6	132	0	318
92	66	52	20	11	149	0	382
93	49	72	16	8	145	3	334
94	54	48	14	19	135	0	336
95	68	54	11	5	138	1	362
96	85	28	7	10	130	2	361
97	71	42	16	12	141	0	332
98	61	52	17	14	144	0	343
99	78	47	12	16	153	0	354
100	71	50	12	10	143	1	427
101	38	52	13	6	109	0	339
102	65	27	14	12	118	0	352
103	51	29	9	8	97	0	308
104S *2	-	-	-	-	-	-	37
105S *2	-	-	-	-	-	-	52
106	46	33	13	5	97	2	273
107S *1	-	-	-	-	-	-	56
108S *2	39	37	7	17	100	7	45
109S *2	-	-	-	-	-	-	11
110	55	38	24	15	132	0	321
111	86	42	13	6	147	0	377
112	70	34	12	7	123	0	298
Sub totals	8,022	9,408	1,654	1,075	20,159	52	38,518
s. 98 Special	87	71	16	27	201	12	
s. 99 Absentee - in ED	192	265	55	23	535	23	
s. 100 Absentee - out of ED	220	246	55	31	552	44	
s. 101 Absentee - advance	72	59	10	15	156	3	
s. 104 Voting in DEO office	209	262	26	18	515	13	
s. 106 Voting by mail	18	16	2	1	37	5	
Grand totals	8,820	10,327	1,818	1,190	22,155	152	38,518
% of valid votes	39.81%	46.61%	8.21%	5.37%			

Maple Ridge-Mission (MRM)
Voting results by voting area

Summary

Valid votes - General and advance	20,159	90.99%	Total valid votes
s. 98 Special	201	0.91%	Total valid votes
s. 99 Absentee - in ED	535	2.42%	Total valid votes
s. 100 Absentee - out of ED	552	2.49%	Total valid votes
s. 101 Absentee - advance	156	0.70%	Total valid votes
s. 104 Voting in DEO office	515	2.32%	Total valid votes
s. 106 Voting by mail	37	0.17%	Total valid votes

Total valid votes **22,155**

Rejected ballots	152	0.68%	Ballots cast
Registered voters who voted	22,307	57.91%	Registered voters

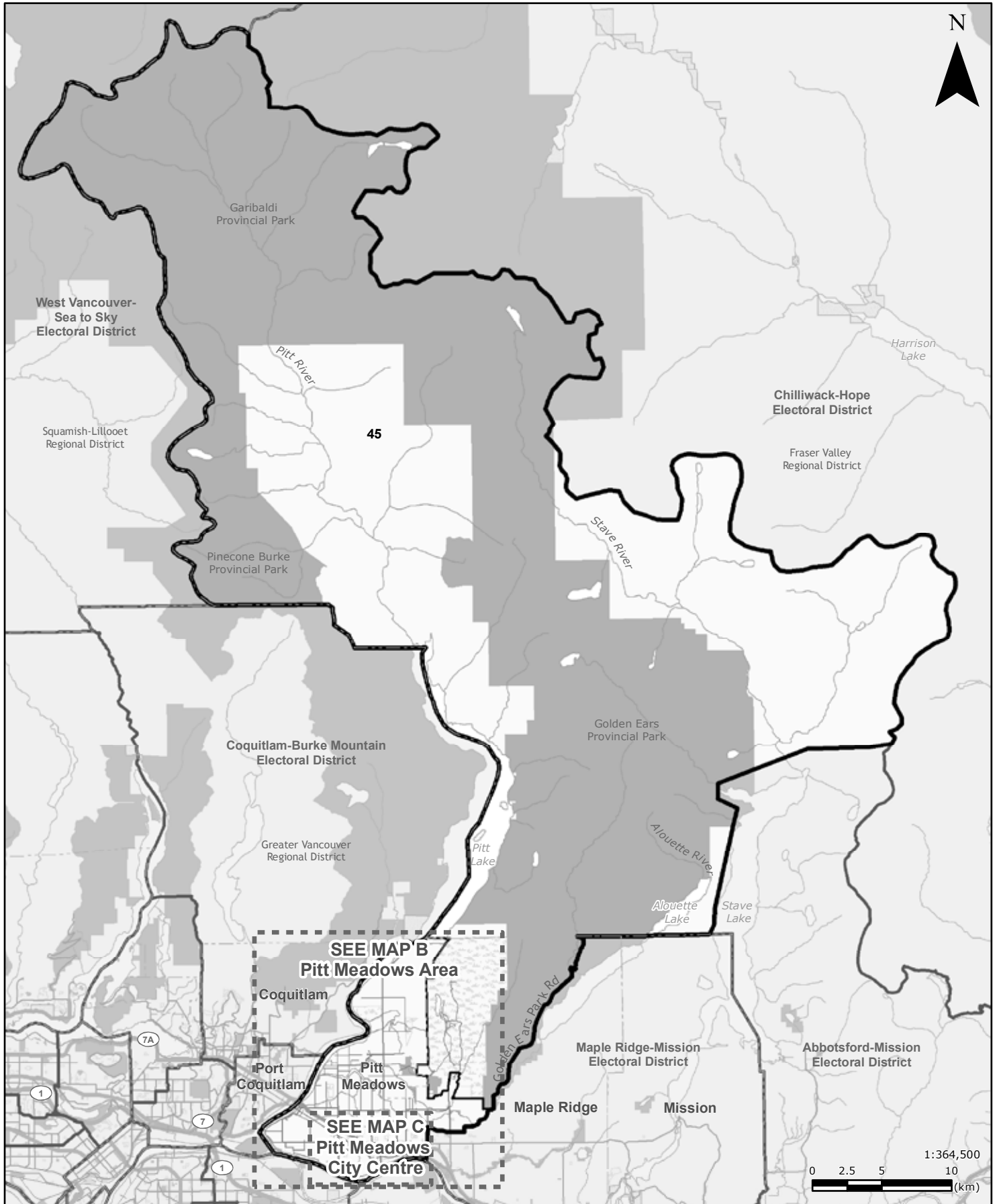
Registered voters **38,518**

Candidate elected: **Marc H. J. Dalton (LIB)**

*1 Voting areas 52S, 56S and 107S combined

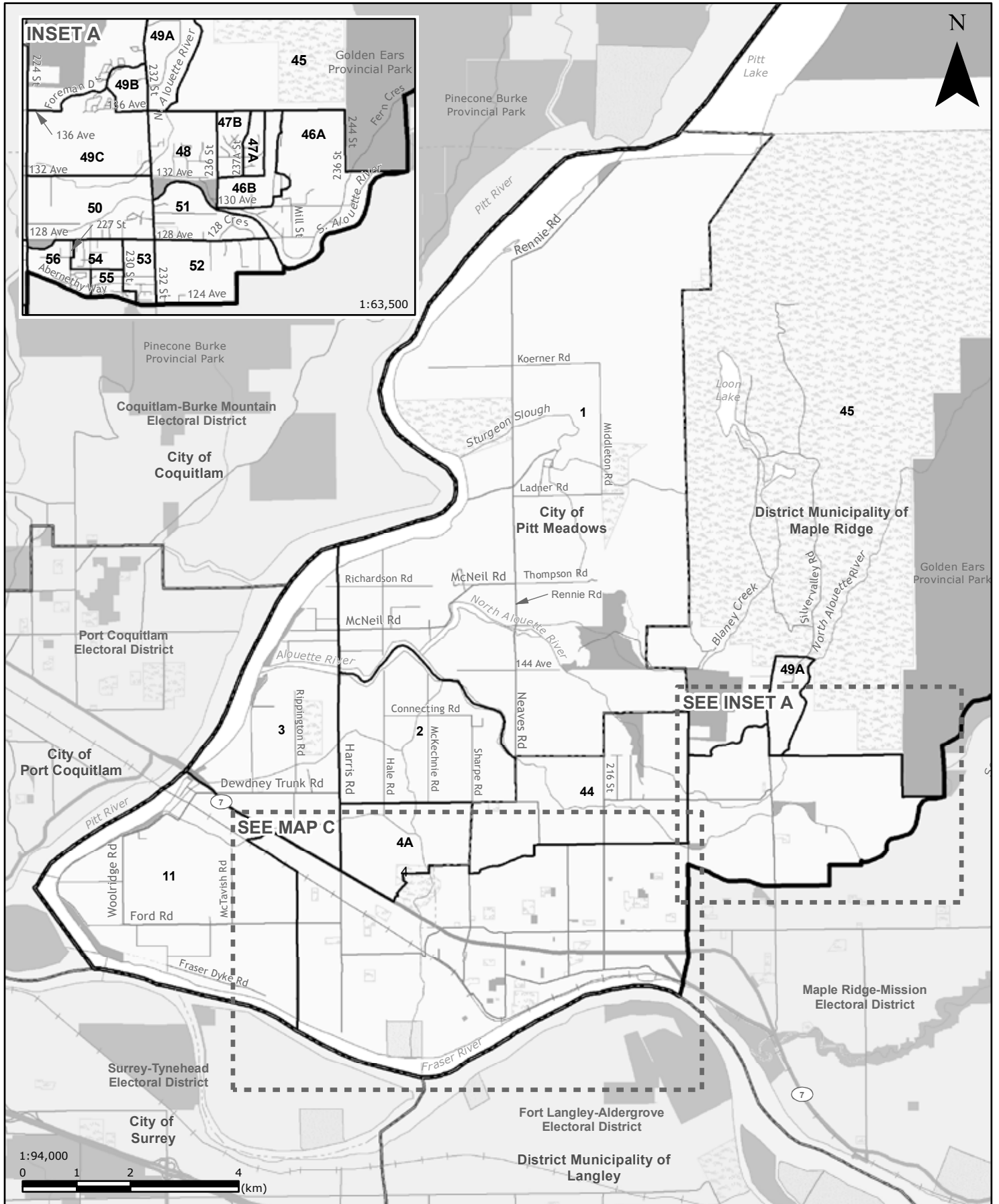
*2 Voting areas 104S, 105S, 108S and 109S combined

Following a redistribution of voting areas, voting area number 26S was not used in Maple Ridge-Mission for the 40th Provincial General Election and is therefore not included in the list of voting area results on the preceding pages.



Maple Ridge-Pitt Meadows (MRP)
MAP B - Pitt Meadows Area

Statement of Votes
40th Provincial General Election
May 14, 2013





Maple Ridge-Pitt Meadows (MRP)
Voting results by voting area

Statement of Votes
 40th Provincial General Election
 May 14, 2013

	Doug Bing LIB	Michael Lawrence Patterson GP	Manuel "Mike" Pratas	Elizabeth Joan Rosenau NDP	Total valid votes	Rejected ballots	Registered voters
Advance voting							
Golden Ears United Church	674	129	48	850	1,701	5	
Maple Ridge Alliance Church	1,143	172	71	1,126	2,512	5	
General voting							
Voting area							
1	74	14	8	25	121	0	294
2	71	4	2	23	100	0	194
3	98	3	9	36	146	1	302
4A	54	6	3	22	85	1	152
4B	80	8	1	37	126	0	375
5	72	16	5	80	173	0	323
6	61	18	5	88	172	0	330
7	101	10	3	85	199	1	408
8	64	11	11	66	152	0	356
9	58	17	6	80	161	0	341
10	55	20	5	58	138	0	280
11	105	10	0	53	168	0	372
12	111	18	6	52	187	0	354
13	89	14	1	88	192	0	367
14	85	21	2	70	178	1	337
15	26	18	1	80	125	1	339
16	63	9	1	56	129	1	313
17	31	12	0	37	80	0	234
18	38	15	0	63	116	0	318
19	78	15	4	79	176	0	344
20	74	28	2	85	189	0	355
21	41	4	3	55	103	0	240
22	54	17	3	63	137	1	312
23	51	7	7	74	139	0	319
24	64	14	5	60	143	0	317
25	75	8	0	64	147	1	310
26	75	19	2	60	156	1	340
27	57	18	4	90	169	0	434
28	116	18	4	94	232	4	539
29	90	12	6	58	166	2	355
30	91	15	2	49	157	0	309
31A	69	18	3	44	134	0	275
31B	98	14	4	54	170	0	335
32	93	18	5	70	186	0	336
33	88	24	5	60	177	0	334
34	110	13	3	53	179	2	396
35	95	17	0	80	192	0	450
36A *1	100	14	1	58	173	1	392
36B *1	-	-	-	-	-	-	143
37	68	12	2	69	151	2	334

Maple Ridge-Pitt Meadows (MRP)
Voting results by voting area

Voting area (continued)	Doug Bing	Michael Lawrence Patterson	Manuel "Mike" Pratas	Elizabeth Joan Rosenau	Total valid votes	Rejected ballots	Registered voters
	LIB	GP		NDP			
38	59	17	3	70	149	0	343
39	82	11	4	66	163	0	366
40	59	18	4	89	170	3	386
41	82	8	6	52	148	1	323
42	83	16	4	67	170	0	370
43	99	11	6	80	196	2	467
44	70	6	2	34	112	0	314
45	99	11	9	46	165	0	418
46A	96	10	3	45	154	1	308
46B	91	16	2	43	152	0	288
47A	74	10	4	33	121	0	260
47B	71	9	0	42	122	0	304
48	120	14	7	76	217	2	476
49A	56	11	4	37	108	0	288
49B	115	13	2	69	199	1	492
49C	118	21	4	48	191	0	472
50	76	16	2	54	148	0	342
51	74	13	1	54	142	0	283
52	86	17	4	47	154	0	348
53	69	16	4	44	133	0	312
54	100	17	7	50	174	3	395
55	64	25	1	56	146	0	360
56	57	17	4	53	131	1	342
57	76	14	1	65	156	1	378
58	128	14	2	80	224	1	396
59	71	7	8	84	170	1	352
60	70	24	4	74	172	0	364
61	89	30	5	78	202	2	361
62	90	20	2	69	181	0	366
63	64	13	1	68	146	1	308
64	68	17	6	63	154	0	322
65	102	13	5	52	172	1	366
66	66	13	1	67	147	0	294
67	78	19	5	69	171	1	351
68	86	15	4	54	159	2	368
69	51	19	6	77	153	1	342
70	48	12	3	60	123	0	372
71	49	14	3	47	113	1	329
72	84	17	3	87	191	0	363
73	45	12	0	58	115	0	286
74	53	12	5	62	132	1	346
75	60	10	1	86	157	1	382
76	90	15	6	61	172	0	349
77	82	9	8	52	151	0	356
78	46	17	3	79	145	0	363
79	64	11	4	65	144	0	358
80	69	16	2	69	156	0	388
81	48	19	6	72	145	2	394
82	34	5	3	43	85	0	303
83	41	9	3	70	123	0	478

Maple Ridge-Pitt Meadows (MRP)
Voting results by voting area

Statement of Votes
 40th Provincial General Election
 May 14, 2013

	Doug Bing	Michael Lawrence Patterson	Manuel "Mike" Pratas	Elizabeth Joan Rosenau	Total valid votes	Rejected ballots	Registered voters
Voting area (continued)	LIB	GP		NDP			
84S	21	3	3	27	54	0	74
85	30	7	0	37	74	0	250
86	29	5	2	23	59	0	299
87	15	11	2	35	63	0	306
88	27	17	6	43	93	1	286
89S	42	9	6	33	90	0	122
90	42	17	6	48	113	1	331
91	38	9	3	53	103	0	336
92	56	19	0	73	148	0	371
93	29	12	6	70	117	0	299
94	32	13	5	75	125	0	262
95	41	14	1	65	121	3	338
96	46	14	1	65	126	3	296
97	41	19	3	48	111	1	261
98	86	8	2	66	162	0	350
99	74	21	6	71	172	1	394
100	66	11	8	72	157	0	376
101	24	17	1	60	102	1	281
102	85	17	8	81	191	0	342
103	73	12	5	74	164	0	330
104	46	22	3	69	140	0	311
105	45	17	4	70	136	1	314
106	60	20	3	65	148	0	345
107S	28	8	4	26	66	1	112
109	71	4	2	66	143	0	321
110	67	21	6	76	170	1	382
111	32	5	1	42	80	0	260
112	34	7	0	64	105	1	323
113	64	11	2	75	152	0	437
114	24	14	1	38	77	0	291
Sub totals	9,860	1,953	540	9,170	21,523	75	40,050
s. 98 Special	25	6	3	54	88	6	
s. 99 Absentee - in ED	429	125	23	479	1,056	6	
s. 100 Absentee - out of ED	173	56	4	207	440	50	
s. 101 Absentee - advance	61	6	6	54	127	20	
s. 104 Voting in DEO office	250	27	9	206	492	27	
s. 106 Voting by mail	26	5	4	34	69	0	
Grand totals	10,824	2,178	589	10,204	23,795	184	40,050
% of valid votes	45.49%	9.15%	2.48%	42.88%			

Summary

Valid votes - General and advance	21,523	90.45%	Total valid votes
s. 98 Special	88	0.37%	Total valid votes
s. 99 Absentee - in ED	1,056	4.44%	Total valid votes
s. 100 Absentee - out of ED	440	1.85%	Total valid votes
s. 101 Absentee - advance	127	0.53%	Total valid votes
s. 104 Voting in DEO office	492	2.07%	Total valid votes
s. 106 Voting by mail	69	0.29%	Total valid votes

Total valid votes **23,795**

Rejected ballots	184	0.77%	Ballots cast
Registered voters who voted	23,979	59.87%	Registered voters

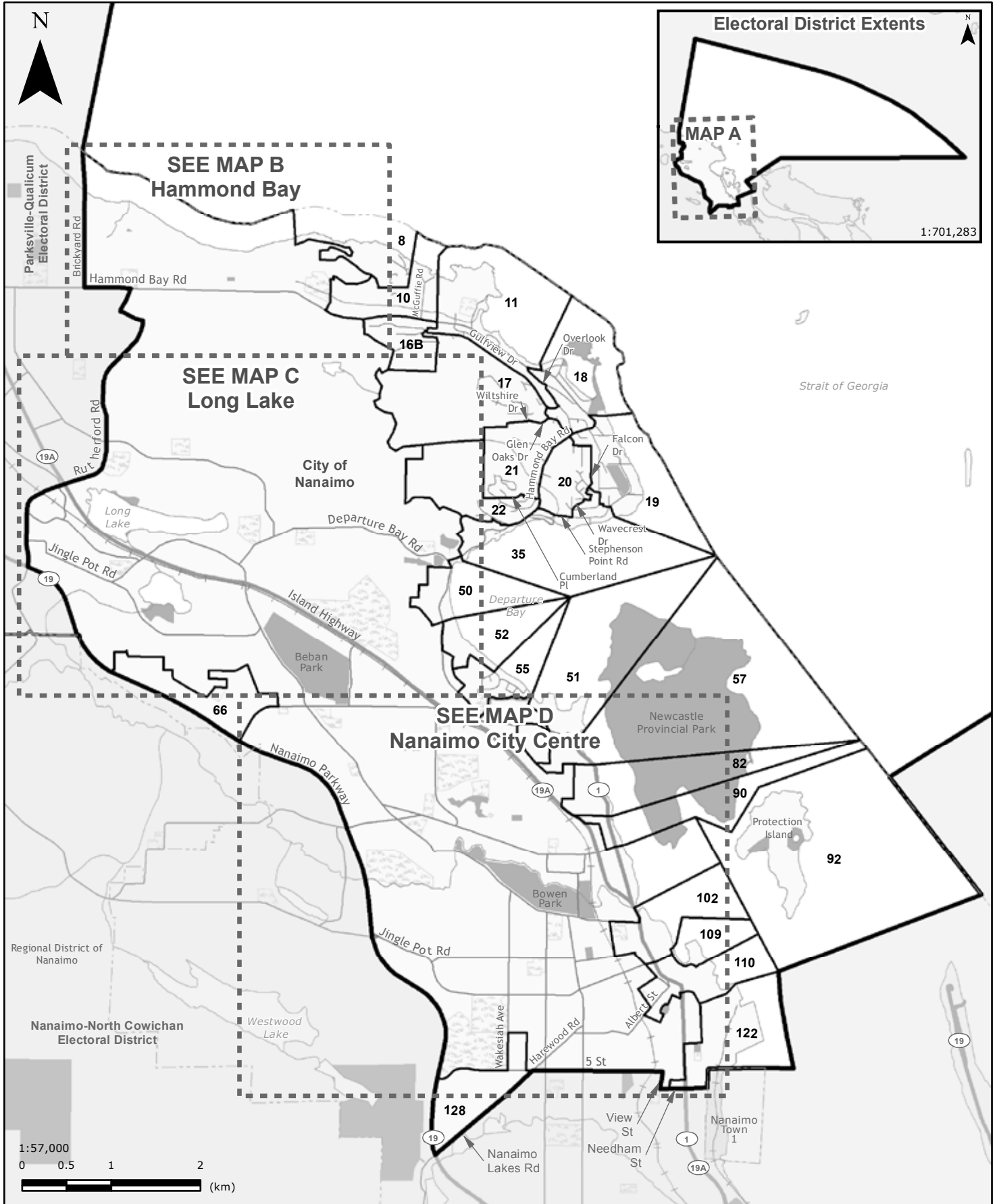
Registered voters **40,050**

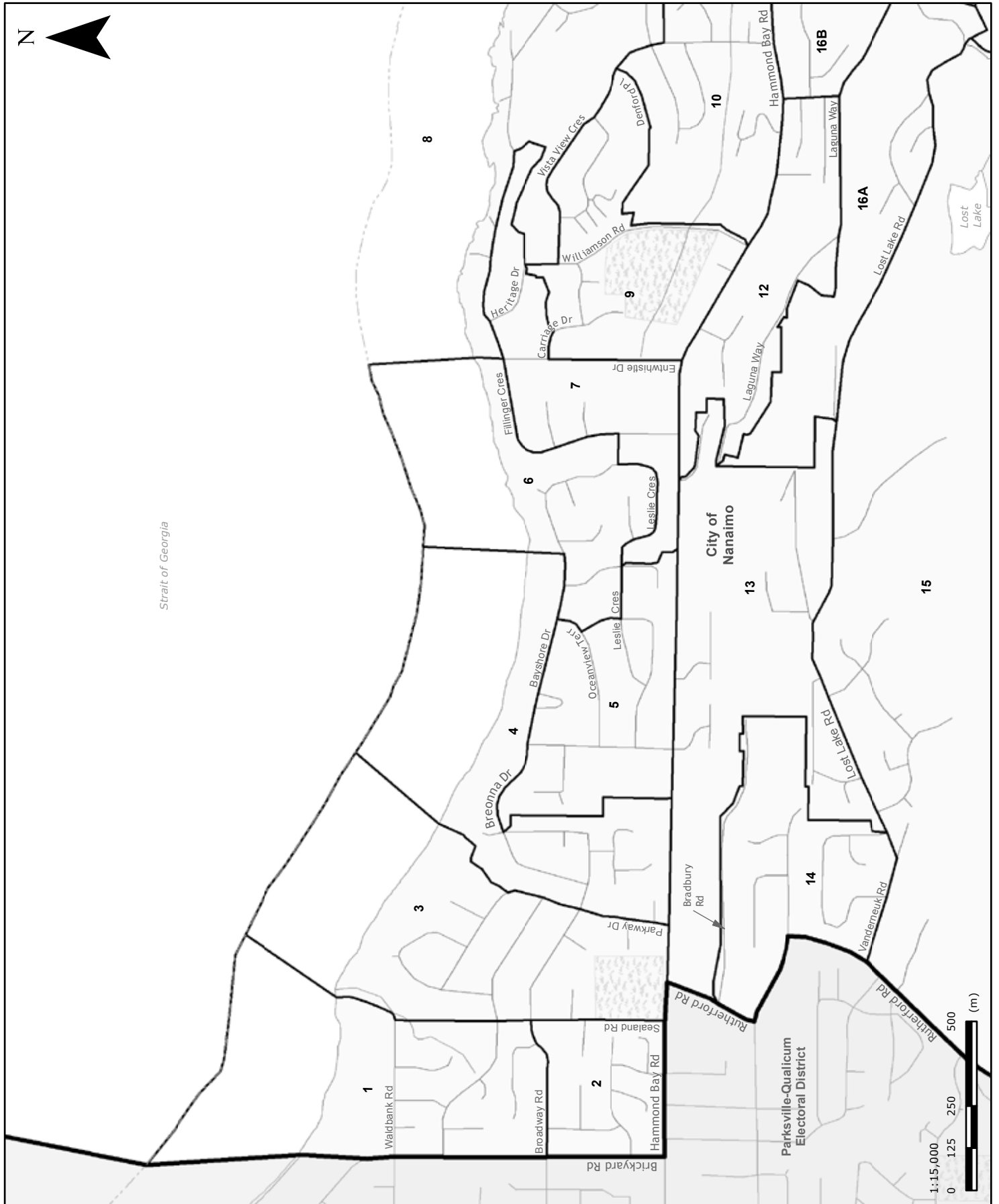
Candidate elected: **Doug Bing (LIB)**

*1 Voting areas 36A and 36B combined

Following a redistribution of voting areas, voting area number 108S was not used in Maple Ridge-Pitt Meadows for the 40th Provincial General Election and is therefore not included in the list of voting area results on the preceding pages.

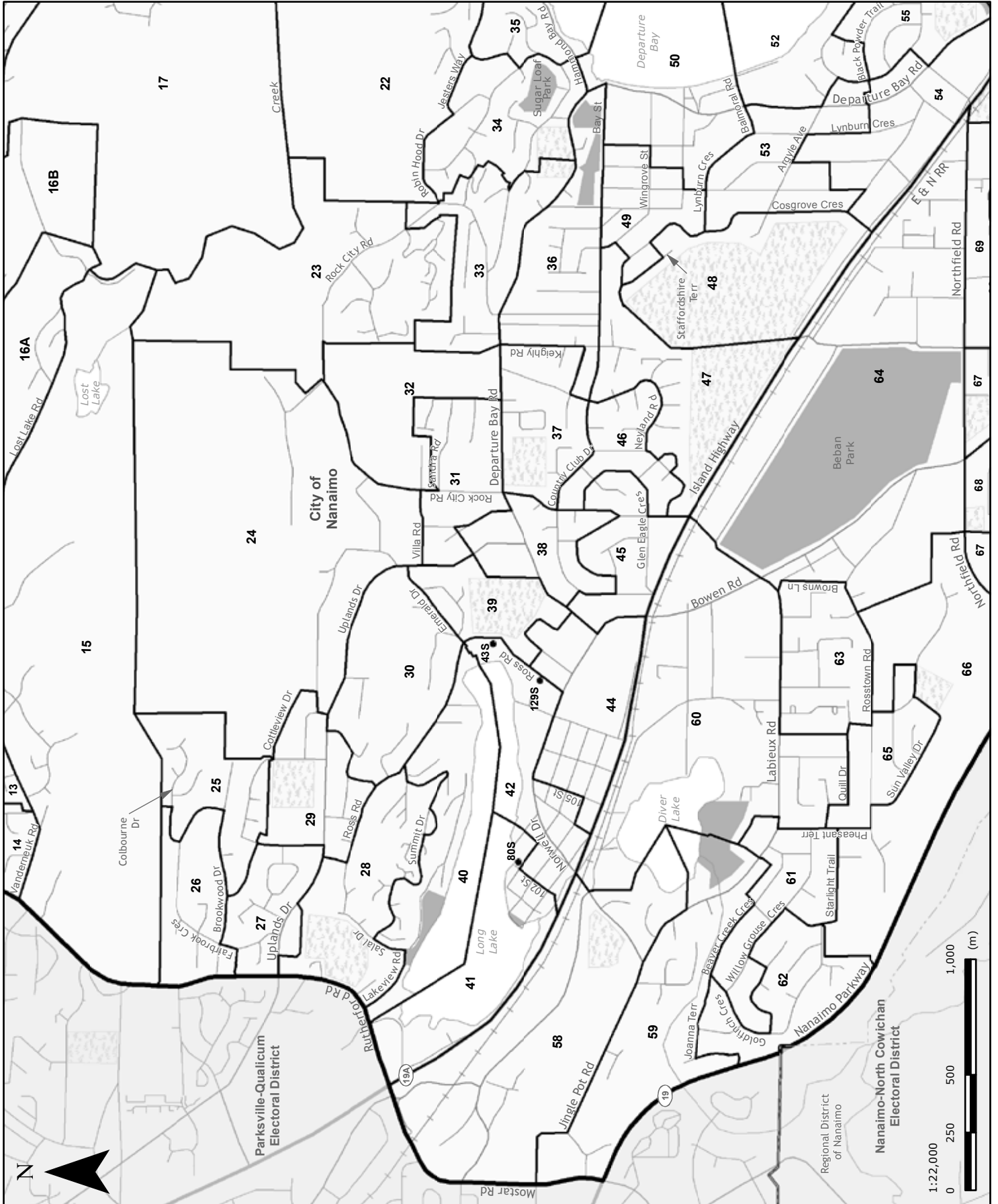
Nanaimo (NAN)
MAP A - Nanaimo Electoral District

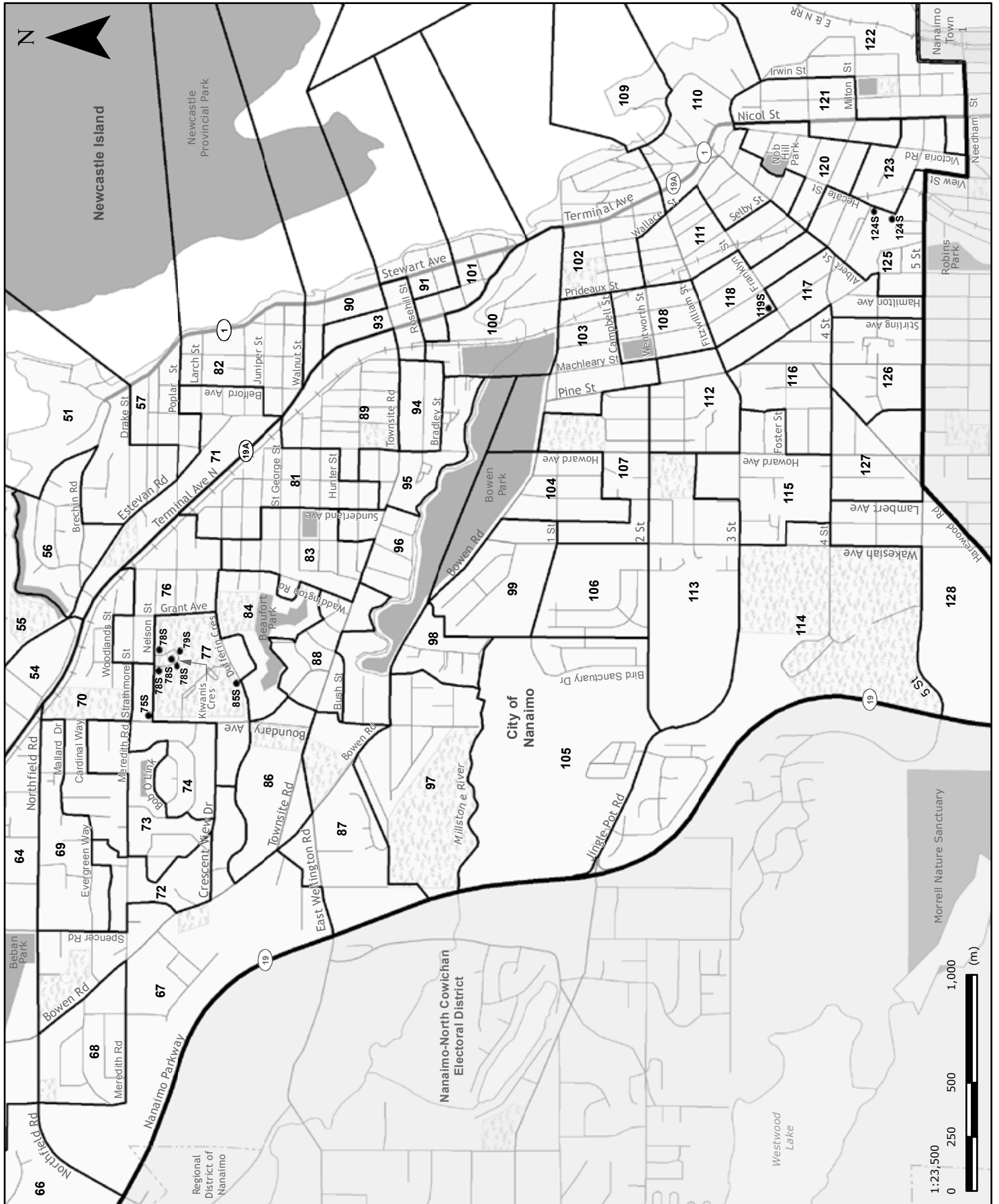




**Nanaimo (NAN)
MAP C - Long Lake**

Statement of Votes
40th Provincial General Election
May 14, 2013





Nanaimo (NAN)
Voting results by voting area

Statement of Votes
 40th Provincial General Election
 May 14, 2013

	Walter Douglas Anderson LIB	Brunie Brunie IND	Bryce Nelson Crigger CP	Ian Elliott Gartshore GP	Leonard Eugene Krog NDP	Total valid votes	Rejected ballots	Registered voters
Advance voting								
Royal Canadian Legion 256	1,474	27	176	299	1,907	3,883	5	
General voting								
Voting area								
1	86	1	14	17	89	207	0	362
2	85	0	13	12	52	162	0	303
3	59	6	11	19	85	180	0	334
4	100	0	15	11	52	178	1	318
5	111	2	13	17	84	227	1	427
6	104	2	6	10	48	170	1	318
7	97	1	13	16	61	188	1	321
8	134	1	11	8	37	191	0	391
9	111	1	12	18	70	212	1	349
10	73	2	15	23	80	193	0	385
11	86	1	16	11	51	165	0	356
12	59	2	9	27	70	167	0	350
13	81	2	12	10	74	179	2	404
14	90	2	11	15	82	200	0	383
15	107	1	12	10	69	199	0	448
16A	59	0	14	9	29	111	1	241
16B	72	2	13	12	54	153	0	378
17	94	4	5	5	35	143	0	301
18	68	0	12	21	52	153	0	319
19	80	0	7	14	62	163	0	348
20	70	5	12	6	79	172	0	355
21	78	3	13	29	81	204	1	402
22	90	3	8	11	50	162	0	338
23	110	2	7	10	63	192	1	373
24	50	0	10	11	55	126	0	345
25	76	1	7	16	90	190	0	387
26	48	0	8	11	67	134	0	291
27	72	4	5	20	65	166	0	329
28	98	2	14	22	92	228	2	444
29	46	1	12	20	74	153	0	326
30	67	1	12	17	74	171	0	373
31	56	0	4	23	74	157	0	303
32	31	4	3	15	46	99	0	364
33	68	2	11	27	68	176	2	351
34	73	3	8	18	61	163	1	370
35	125	2	8	12	69	216	0	380
36	64	0	8	24	94	190	0	384
37	69	0	5	19	74	167	0	317
38	48	3	13	17	62	143	0	318
39	26	0	6	22	54	108	0	311
40	64	1	9	12	42	128	0	308
41	35	0	5	7	35	82	0	166
42	20	2	2	8	30	62	0	165
43S	33	1	17	5	19	75	0	145
44	34	0	7	8	40	89	0	295

Voting area (continued)	Walter Douglas Anderson	Brunie Brunie	Bryce Nelson Crigger	Ian Elliott Gartshore	Leonard Eugene Krog	Total valid votes	Rejected ballots	Registered voters
	LIB	IND	CP	GP	NDP			
45	52	1	11	10	62	136	0	333
46	56	1	6	11	66	140	0	301
47	91	1	8	11	70	181	0	348
48	44	1	10	12	46	113	0	295
49	66	1	3	19	81	170	0	300
50	50	1	8	16	73	148	0	318
51	36	1	7	21	74	139	0	323
52	54	0	18	18	41	131	1	320
53	70	0	5	24	68	167	1	324
54	49	0	8	22	50	129	0	323
55	60	0	8	14	45	127	0	312
56	40	0	7	17	65	129	1	271
57	35	2	5	15	56	113	0	261
58	35	1	7	11	53	107	0	337
59	62	0	4	13	51	130	1	357
60	59	1	2	11	75	148	0	383
61	53	1	3	12	62	131	0	349
62	60	2	6	8	59	135	0	385
63	41	0	18	16	70	145	0	342
64	20	1	7	19	56	103	0	319
65	39	1	6	8	67	121	0	314
66	55	1	13	13	74	156	1	410
67	32	0	6	18	59	115	0	369
68	41	0	3	14	69	127	0	351
69	56	0	10	12	83	161	0	357
70	44	2	16	14	87	163	0	367
71	33	4	6	5	59	107	0	273
72	34	1	4	17	67	123	0	319
73	62	3	7	16	70	158	1	354
74	49	0	6	11	73	139	0	331
75S *1	-	-	-	-	-	-	-	50
76	33	1	10	14	70	128	1	290
77	15	1	7	5	47	75	0	268
78S *1	28	0	3	4	37	72	0	121
79S	10	0	11	1	12	34	0	52
80S	18	0	7	4	25	54	0	80
81	35	0	5	14	79	133	0	405
82	35	5	3	20	62	125	0	291
83	39	1	4	20	65	129	0	373
84	29	3	5	13	50	100	0	324
85S	8	0	4	1	13	26	2	61
86	44	1	6	10	37	98	1	337
87	21	0	3	14	44	82	0	237
88	20	3	3	12	57	95	0	301
89	57	3	13	22	63	158	0	393
90	44	5	7	17	64	137	0	347
91	72	3	6	9	70	160	0	315
92	34	4	1	43	132	214	0	319
93	39	6	2	15	66	128	0	280
94	21	6	2	20	64	113	0	324

Nanaimo (NAN)
Voting results by voting area

Statement of Votes
40th Provincial General Election
May 14, 2013

Voting area (continued)	Walter Douglas Anderson	Brunie Brunie	Bryce Nelson Crigger	Ian Elliott Gartshore	Leonard Eugene Krog	Total valid votes	Rejected ballots	Registered voters
	LIB	IND	CP	GP	NDP			
95	21	0	5	12	42	80	0	316
96	29	0	4	21	39	93	0	317
97	38	1	6	11	52	108	0	315
98	15	3	2	8	21	49	0	210
99	27	0	2	14	53	96	0	278
100	26	3	4	14	45	92	2	324
101	48	3	6	15	59	131	2	329
102	61	3	7	22	77	170	1	434
103	22	5	5	23	78	133	0	376
104	26	4	1	9	64	104	0	279
105	69	2	8	25	71	175	1	371
106	53	1	5	14	56	129	0	354
107	21	3	10	19	62	115	0	317
108	22	1	1	14	55	93	0	228
109	78	2	5	13	51	149	0	340
110	19	1	2	10	44	76	0	295
111	34	3	5	27	94	163	1	415
112	28	4	3	22	67	124	0	324
113	31	1	8	14	62	116	0	348
114	46	0	4	14	61	125	0	309
115	33	1	2	21	56	113	0	307
116	16	0	6	19	80	121	1	276
117	19	1	3	24	77	124	0	309
118	27	3	4	18	65	117	0	282
119S *1	-	-	-	-	-	-	-	92
120	24	4	1	21	54	104	0	328
121	15	0	3	12	42	72	0	218
122	10	2	5	13	35	65	0	274
123	9	3	0	19	47	78	0	272
124S *1	-	-	-	-	-	-	-	53
125	13	1	2	14	60	90	0	272
126	20	2	5	12	46	85	1	330
127	17	1	2	20	66	106	0	371
128	5	1	2	19	52	79	1	277
129S	29	0	5	5	28	67	0	115
Sub totals	7,812	225	1,087	2,198	9,550	20,872	40	40,545
s. 98 Special	78	2	21	29	140	270	5	
s. 99 Absentee - in ED	295	20	46	176	474	1,011	14	
s. 100 Absentee - out of ED	110	2	16	54	175	357	33	
s. 101 Absentee - advance	37	2	16	15	93	163	2	
s. 104 Voting in DEO office	187	2	22	49	302	562	7	
s. 106 Voting by mail	49	0	13	11	87	160	2	
Grand totals	8,568	253	1,221	2,532	10,821	23,395	103	40,545
% of valid votes	36.62%	1.09%	5.22%	10.82%	46.25%			

Summary

Valid votes - General and advance	20,872	89.22%	Total valid votes
s. 98 Special	270	1.15%	Total valid votes
s. 99 Absentee - in ED	1,011	4.32%	Total valid votes
s. 100 Absentee - out of ED	357	1.53%	Total valid votes
s. 101 Absentee - advance	163	0.70%	Total valid votes
s. 104 Voting in DEO office	562	2.40%	Total valid votes
s. 106 Voting by mail	160	0.68%	Total valid votes

Total valid votes **23,395**

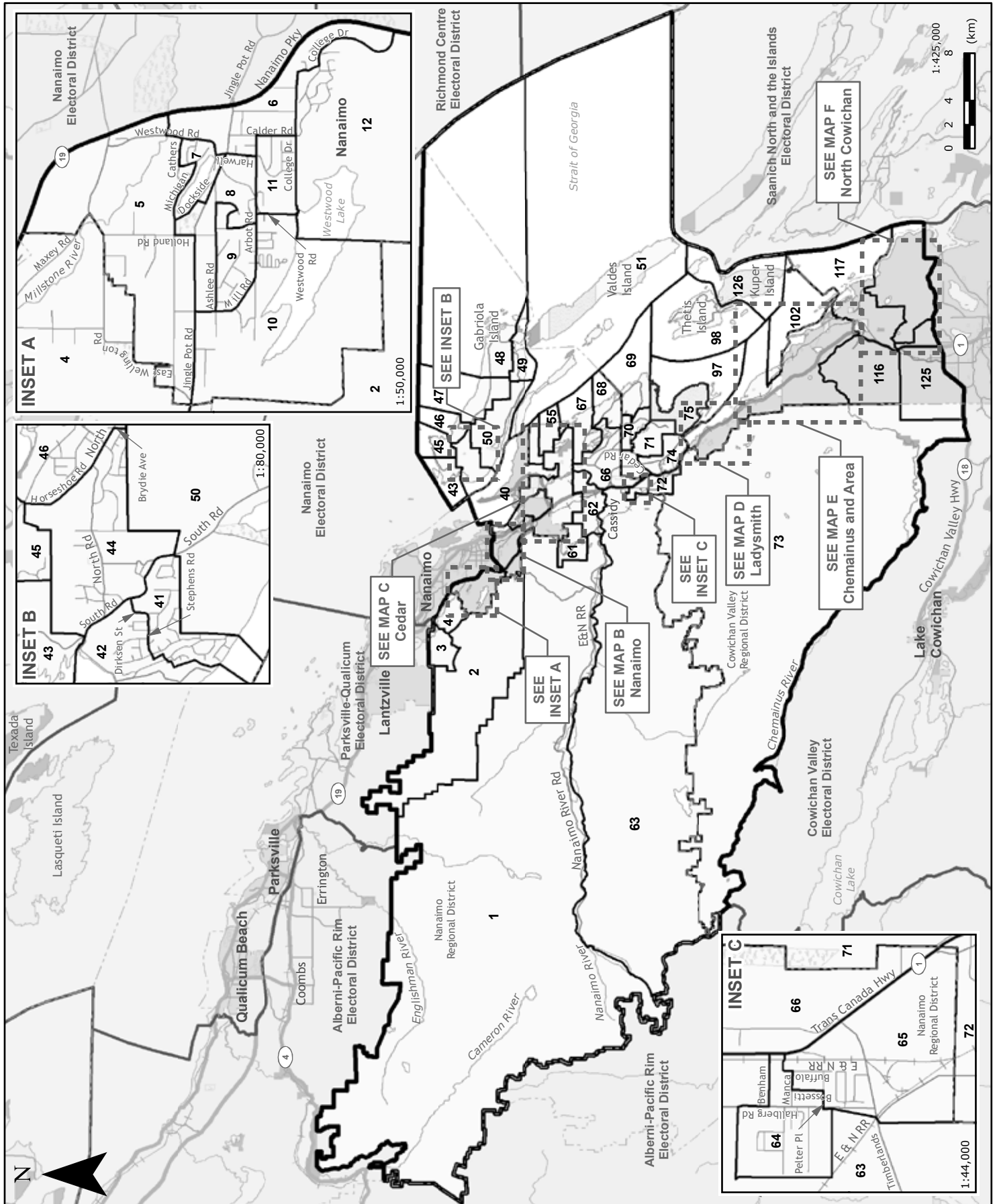
Rejected ballots	103	0.44%	Ballots cast
Registered voters who voted	23,498	57.96%	Registered voters

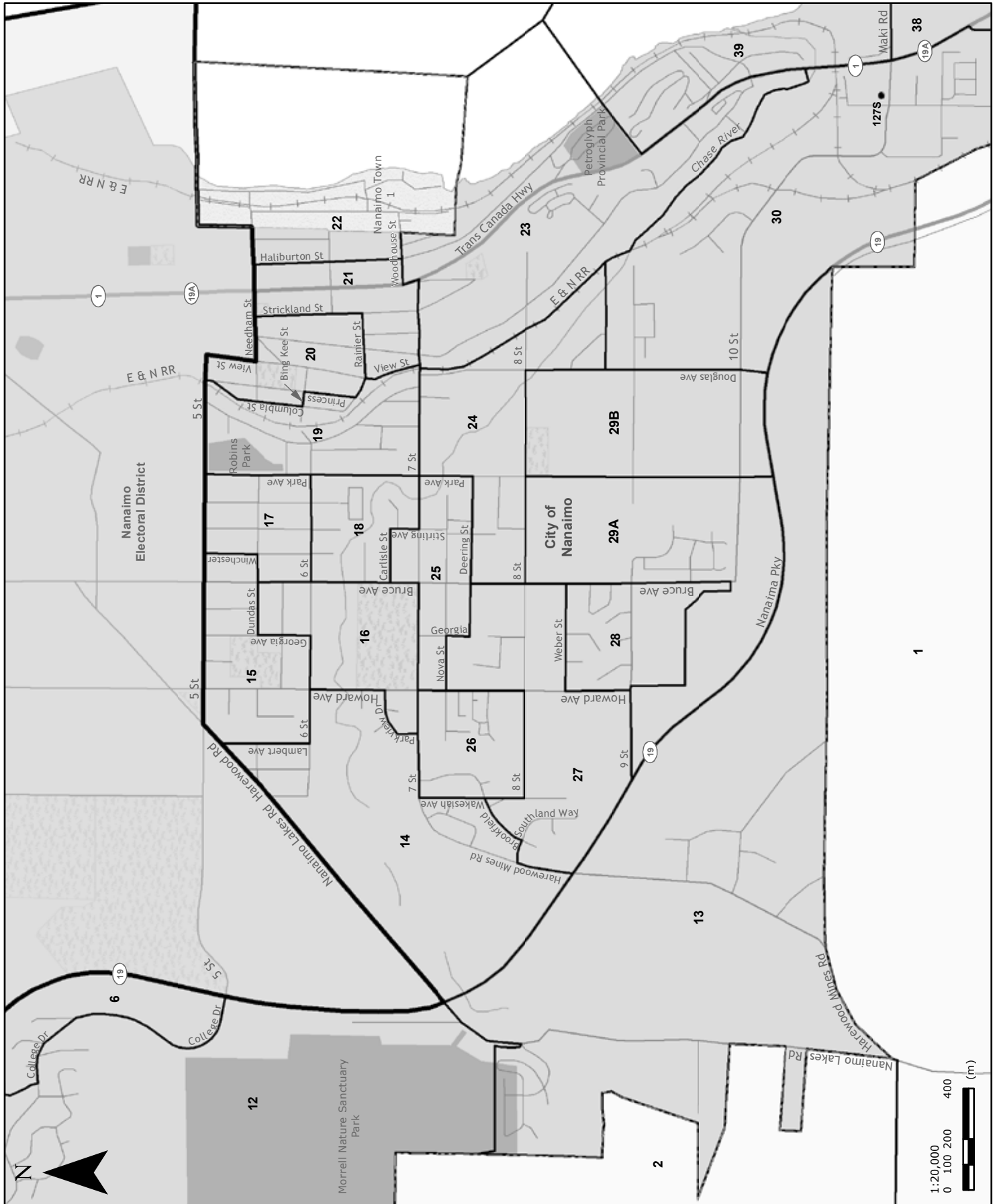
Registered voters **40,545**

Candidate elected: **Leonard Eugene Krog (NDP)**

*1 Voting areas 75S, 78S, 119S and 124S combined

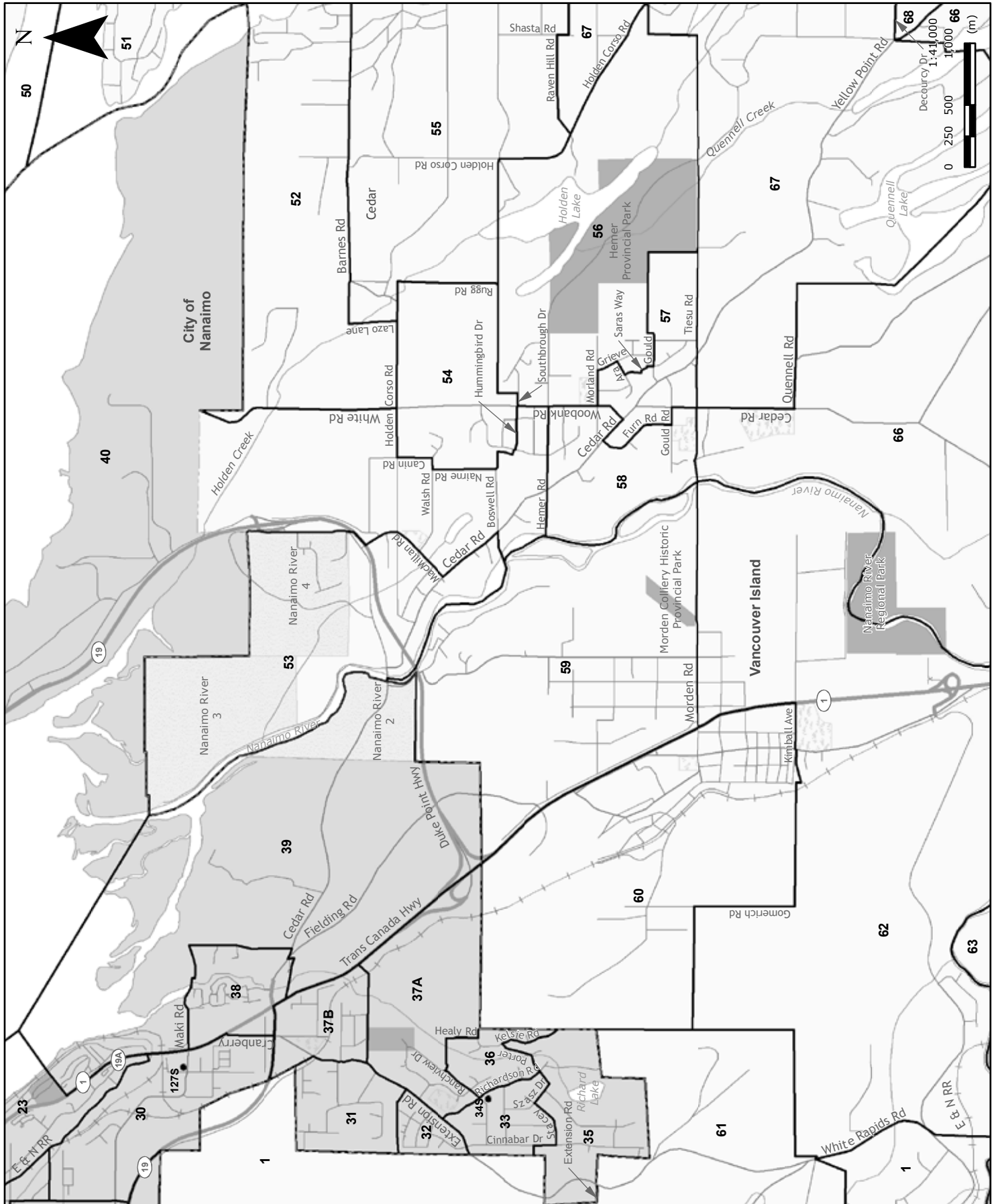
**Nanaimo-North Cowichan (NCW)
MAP A - Nanaimo-North Cowichan Electoral District**

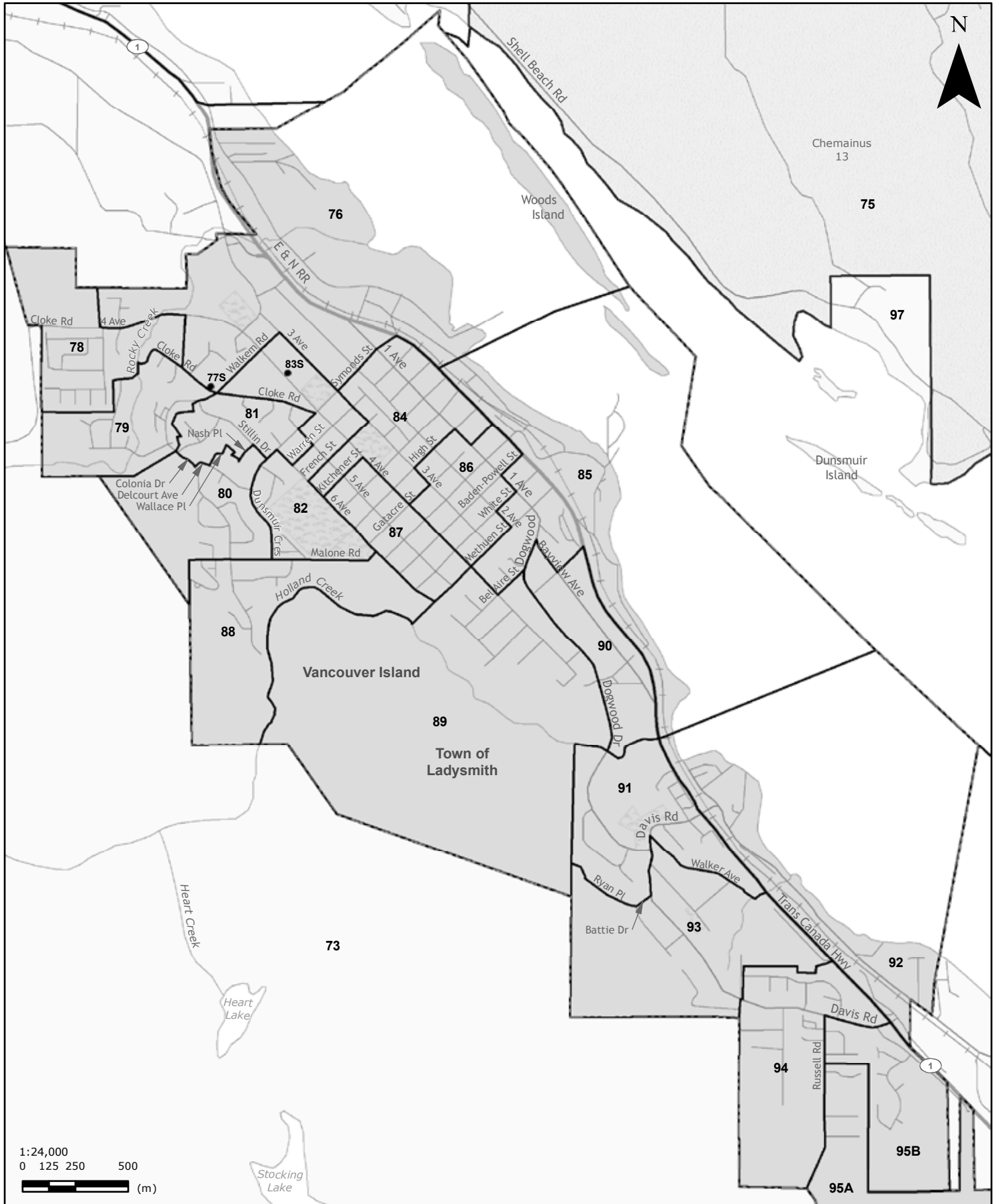




Nanaimo-North Cowichan (NCW)
MAP C - Cedar

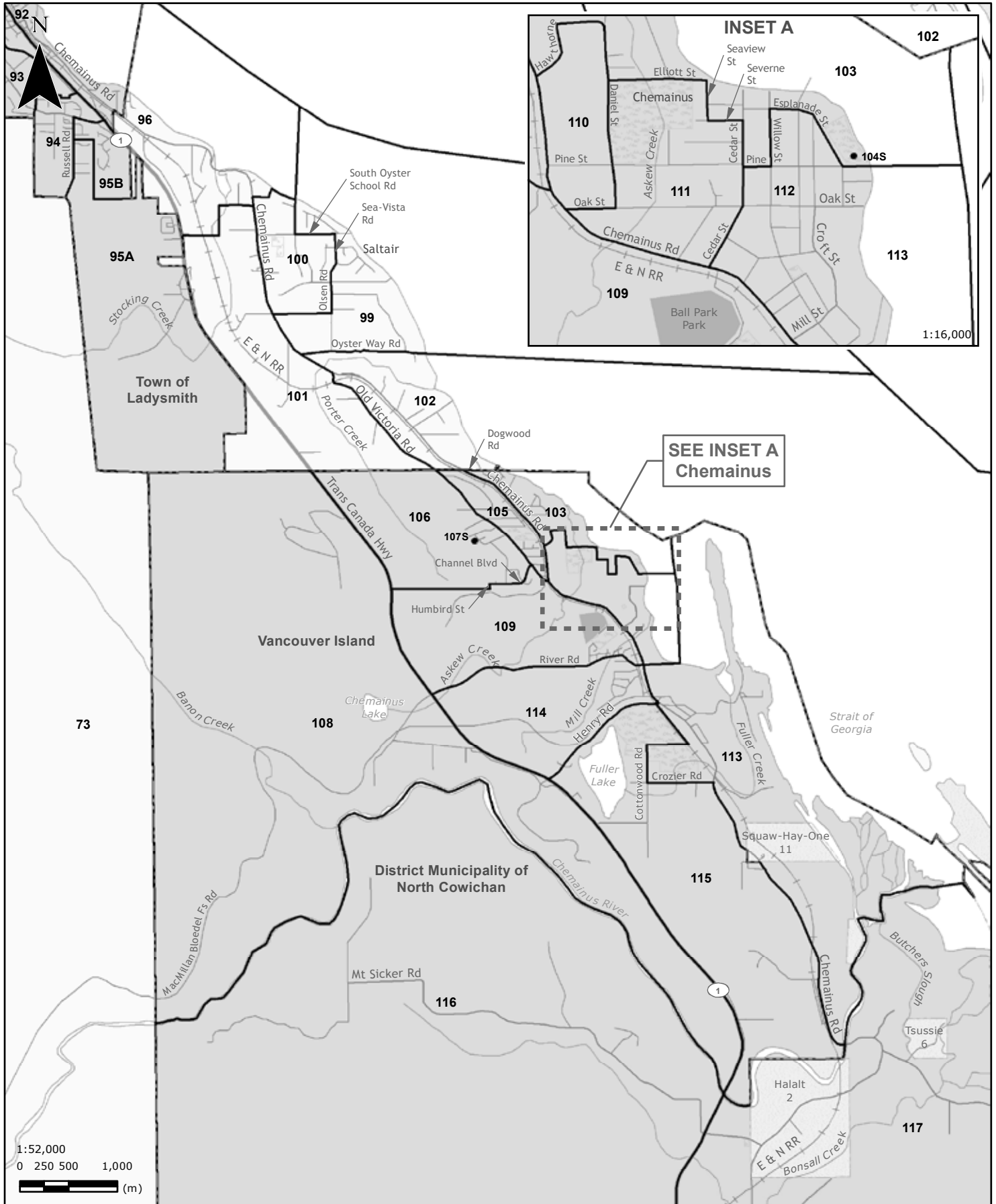
Statement of Votes
40th Provincial General Election
May 14, 2013

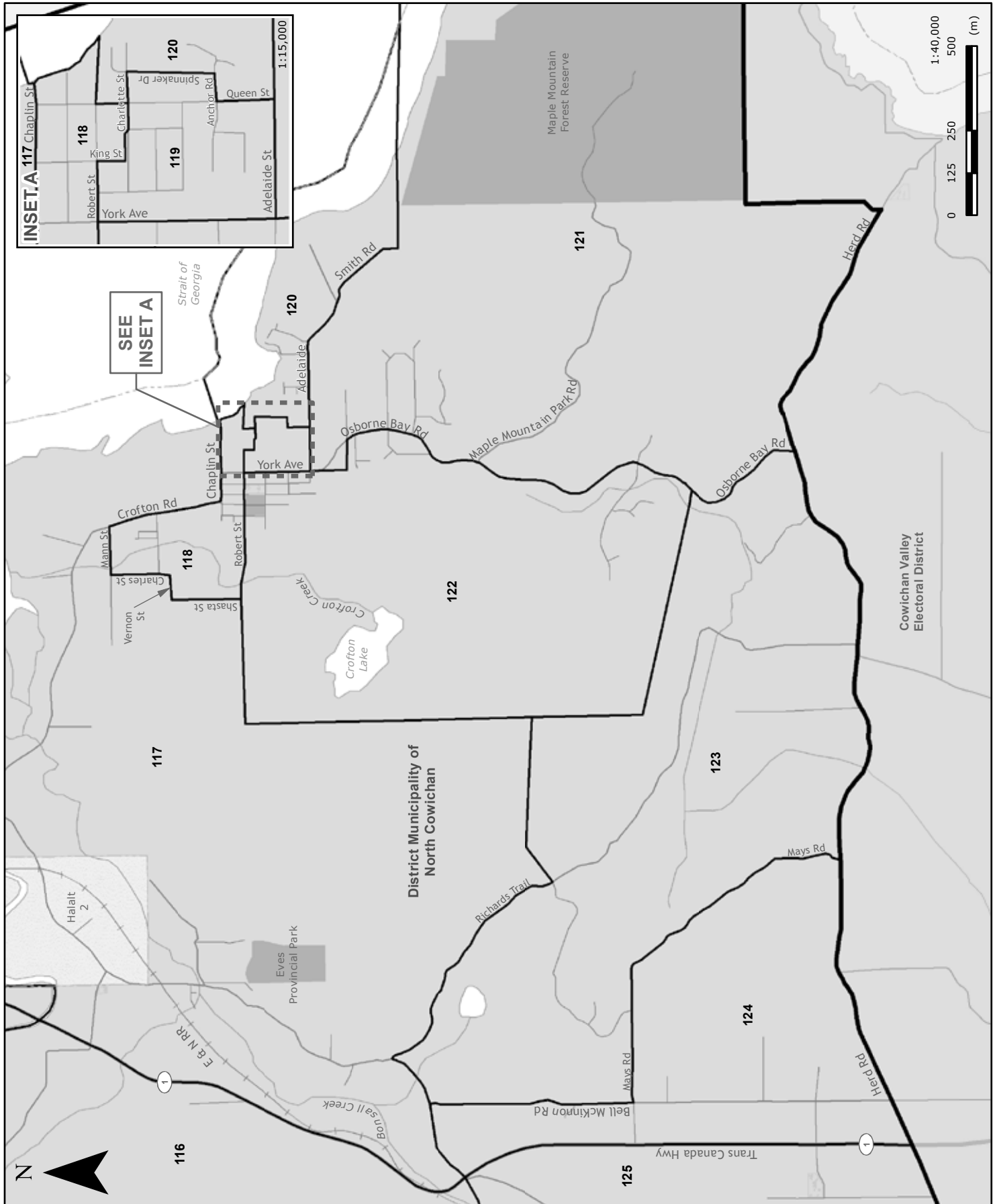




**Nanaimo-North Cowichan (NCW)
MAP E - Chemainus and Area**

Statement of Votes
40th Provincial General Election
May 14, 2013





Nanaimo-North Cowichan (NCW)
Voting results by voting area

Statement of Votes
 40th Provincial General Election
 May 14, 2013

	Amanda Lee Jacobson LIB	Mayo McDonough GP	Murray McNab IND	P. Anna Paddon IND	Doug Routley NDP	James Donald Sherry CP	Total valid votes	Rejected ballots	Registered voters
Advance voting									
Ladysmith Fire Hall	591	170	54	4	896	113	1,828	2	
Royal Canadian Legion 191	404	169	11	2	513	141	1,240	5	
Salvation Army	431	200	24	4	891	85	1,635	2	
General voting									
Voting area									
1	15	5	0	0	16	2	38	0	207
2	131	25	3	0	74	21	254	2	451
3	86	12	0	0	59	12	169	0	347
4	88	20	5	1	53	8	175	0	341
5	70	18	3	1	88	14	194	2	397
6	63	14	5	0	65	15	162	0	362
7	73	8	0	0	60	6	147	1	316
8	70	12	2	0	104	16	204	0	394
9	64	22	3	0	88	11	188	0	381
10	87	27	5	0	66	8	193	0	393
11	71	17	2	0	50	11	151	0	353
12	67	19	2	1	64	25	178	0	441
13	58	9	1	0	73	10	151	0	311
14	40	28	3	0	57	8	136	2	311
15	27	13	3	0	91	11	145	0	357
16	32	9	4	2	70	4	121	1	309
17	29	20	4	0	71	8	132	1	325
18	21	17	0	1	64	5	108	0	275
19	39	24	0	1	67	7	138	0	331
20	25	26	1	1	82	9	144	1	317
21	12	14	1	0	48	10	85	0	318
22	10	11	0	1	114	3	139	0	374
23	46	12	3	0	61	10	132	1	338
24	29	29	4	0	83	4	149	1	411
25	31	15	3	0	67	2	118	0	282
26	28	18	1	0	62	3	112	0	391
27	35	8	2	0	82	7	134	0	358
28	26	12	1	1	75	10	125	0	366
29A	33	10	1	0	49	3	96	0	326
29B	20	6	2	1	42	0	71	0	255
30	39	23	1	1	71	10	145	0	409
31	62	32	6	2	81	16	199	0	359
32	70	8	1	0	69	12	160	1	327
33	61	16	2	2	77	8	166	0	314
34S *3	-	-	-	-	-	-	-	-	4
35	56	11	2	0	51	8	128	0	305
36	63	19	0	0	71	6	159	0	346
37A	43	16	0	0	52	7	118	0	315
37B	41	14	2	1	69	7	134	0	250
38	23	17	4	1	66	10	121	0	287

Voting area (continued)	Amanda Lee Jacobson	Mayo McDonough	Murray McNab	P. Anna Paddon	Doug Routley	John James Donald Sherry	Total valid votes	Rejected ballots	Registered voters
	LIB	GP	IND	IND	NDP	CP			
39	25	12	4	0	51	10	102	0	269
40	45	21	10	1	82	5	164	0	372
41	37	50	2	0	102	3	194	0	375
42	35	27	5	0	95	12	174	0	294
43	33	32	0	0	115	5	185	0	303
44	39	42	5	0	120	6	212	0	336
45	38	38	1	1	85	6	169	0	320
46	23	49	3	0	94	10	179	0	322
47	29	34	1	1	114	4	183	0	329
48	41	37	6	0	116	5	205	1	336
49	47	45	1	0	134	11	238	0	345
50	53	46	2	1	146	11	259	0	372
51 *1	-	-	-	-	-	-	-	-	94
52 *1	59	24	3	1	72	7	166	1	319
53	27	17	3	1	64	5	117	0	344
54	25	18	7	1	66	6	123	0	290
55	59	19	8	1	71	6	164	0	329
56	63	15	10	0	92	13	193	0	356
57	51	20	6	0	75	9	161	0	365
58	30	15	16	1	64	9	135	0	301
59	39	20	5	1	70	17	152	0	324
60	51	27	5	0	100	23	206	1	422
61	32	18	0	1	79	5	135	1	321
62	55	18	4	2	68	8	155	0	379
63	15	7	3	0	37	4	66	0	327
64	51	16	4	0	58	8	137	0	327
65	45	15	3	0	59	6	128	0	313
66	54	11	19	0	56	8	148	0	345
67	70	22	12	0	61	6	171	0	377
68	61	31	11	2	81	5	191	1	354
69	59	31	16	0	55	4	165	0	284
70	52	33	37	0	64	7	193	1	360
71	77	22	12	0	68	7	186	1	352
72	24	14	6	0	31	1	76	0	188
73	37	11	7	1	60	3	119	2	316
74	60	14	16	0	70	6	166	0	357
75	4	7	0	0	144	0	155	0	378
76	30	20	6	1	48	12	117	0	304
77S *2	-	-	-	-	-	-	-	-	58
78	43	31	1	1	79	29	184	0	438
79	54	20	7	0	82	11	174	1	374
80	46	9	7	0	50	14	126	0	330
81	46	14	6	2	58	9	135	1	315
82	29	32	3	1	71	7	143	1	322
83S *2	16	4	5	1	29	9	64	1	33
84	36	11	7	0	79	6	139	0	354
85	41	29	6	0	43	2	121	0	328
86	22	29	8	0	56	8	123	1	332
87	23	8	6	2	69	6	114	0	328
88	33	18	5	0	47	7	110	0	345

Nanaimo-North Cowichan (NCW)
Voting results by voting area

Statement of Votes
 40th Provincial General Election
 May 14, 2013

Voting area (continued)	Amanda Lee Jacobson	Mayo McDonough	Murray McNab	P. Anna Paddon	Doug Routley	John James Donald Sherry	Total valid votes	Rejected ballots	Registered voters
	LIB	GP	IND	IND	NDP	CP			
89	42	21	4	0	66	7	140	0	378
90	36	20	4	1	50	4	115	0	297
91	50	22	3	0	47	9	131	0	296
92	37	11	4	1	28	8	89	0	199
93	66	24	11	0	64	14	179	0	360
94	106	16	6	0	57	10	195	1	400
95A	16	8	3	0	19	3	49	0	254
95B	28	2	0	0	11	8	49	0	245
96	59	14	11	0	44	4	132	0	305
97	37	11	5	0	26	8	87	0	161
98	45	48	1	0	74	18	186	0	360
99	42	16	3	1	61	14	137	1	340
100	46	13	3	0	58	9	129	1	329
101	41	24	4	0	51	4	124	0	297
102	44	24	5	0	62	14	149	0	305
103	73	44	3	0	64	22	206	0	434
104S *2	-	-	-	-	-	-	-	-	15
105	65	20	1	1	66	21	174	0	384
106	71	19	2	1	77	17	187	1	411
107S *2	-	-	-	-	-	-	-	-	12
108	23	4	0	1	17	2	47	0	249
109	57	18	1	0	48	12	136	0	299
110	30	17	1	1	49	10	108	0	268
111	28	32	2	0	58	9	129	0	321
112	35	27	1	0	37	9	109	0	319
113	22	6	1	0	21	6	56	0	323
114	60	34	0	1	53	20	168	0	350
115	16	12	1	0	26	2	57	1	308
116	16	13	2	0	28	2	61	2	149
117	36	16	3	0	65	17	137	0	394
118	38	31	1	2	83	18	173	0	401
119	44	29	2	0	69	19	163	0	337
120	75	23	0	0	66	18	182	0	412
121	63	30	5	2	79	20	199	0	376
122	68	26	4	1	68	13	180	1	376
123	48	27	1	0	76	3	155	0	339
124	63	18	2	0	51	12	146	0	292
125	59	38	0	0	54	6	157	0	314
126	3	3	0	0	55	1	62	0	145
127S *3	25	3	1	0	39	5	73	0	72
Sub totals	6,987	3,042	592	65	10,549	1,465	22,700	44	41,036
s. 98 Special	40	26	7	0	96	8	177	11	
s. 99 Absentee - in ED	340	215	30	4	420	65	1,074	4	
s. 100 Absentee - out of ED	121	80	10	2	183	20	416	24	
s. 101 Absentee - advance	74	24	3	0	91	9	201	2	
s. 104 Voting in DEO office	105	33	4	0	149	31	322	9	
s. 106 Voting by mail	18	10	1	0	54	5	88	4	
Grand totals	7,685	3,430	647	71	11,542	1,603	24,978	98	41,036
% of valid votes	30.77%	13.73%	2.59%	0.28%	46.21%	6.42%			

Summary

Valid votes - General and advance	22,700	90.88%	Total valid votes
s. 98 Special	177	0.71%	Total valid votes
s. 99 Absentee - in ED	1,074	4.30%	Total valid votes
s. 100 Absentee - out of ED	416	1.67%	Total valid votes
s. 101 Absentee - advance	201	0.80%	Total valid votes
s. 104 Voting in DEO office	322	1.29%	Total valid votes
s. 106 Voting by mail	88	0.35%	Total valid votes

Total valid votes **24,978**

Rejected ballots	98	0.39%	Ballots cast
Registered voters who voted	25,076	61.11%	Registered voters

Registered voters **41,036**

Candidate elected: **Doug Routley (NDP)**

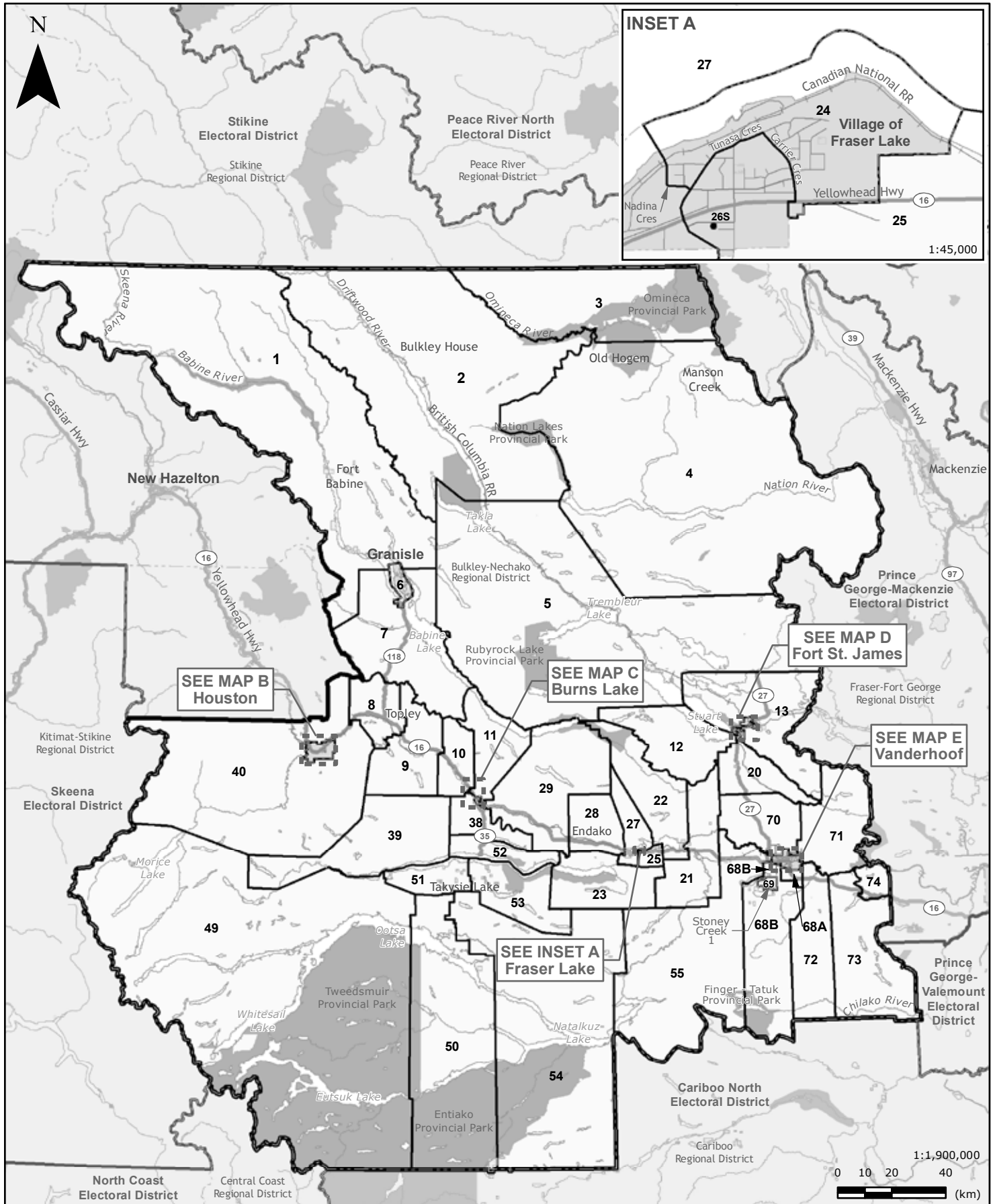
*1 Voting areas 51 and 52 combined

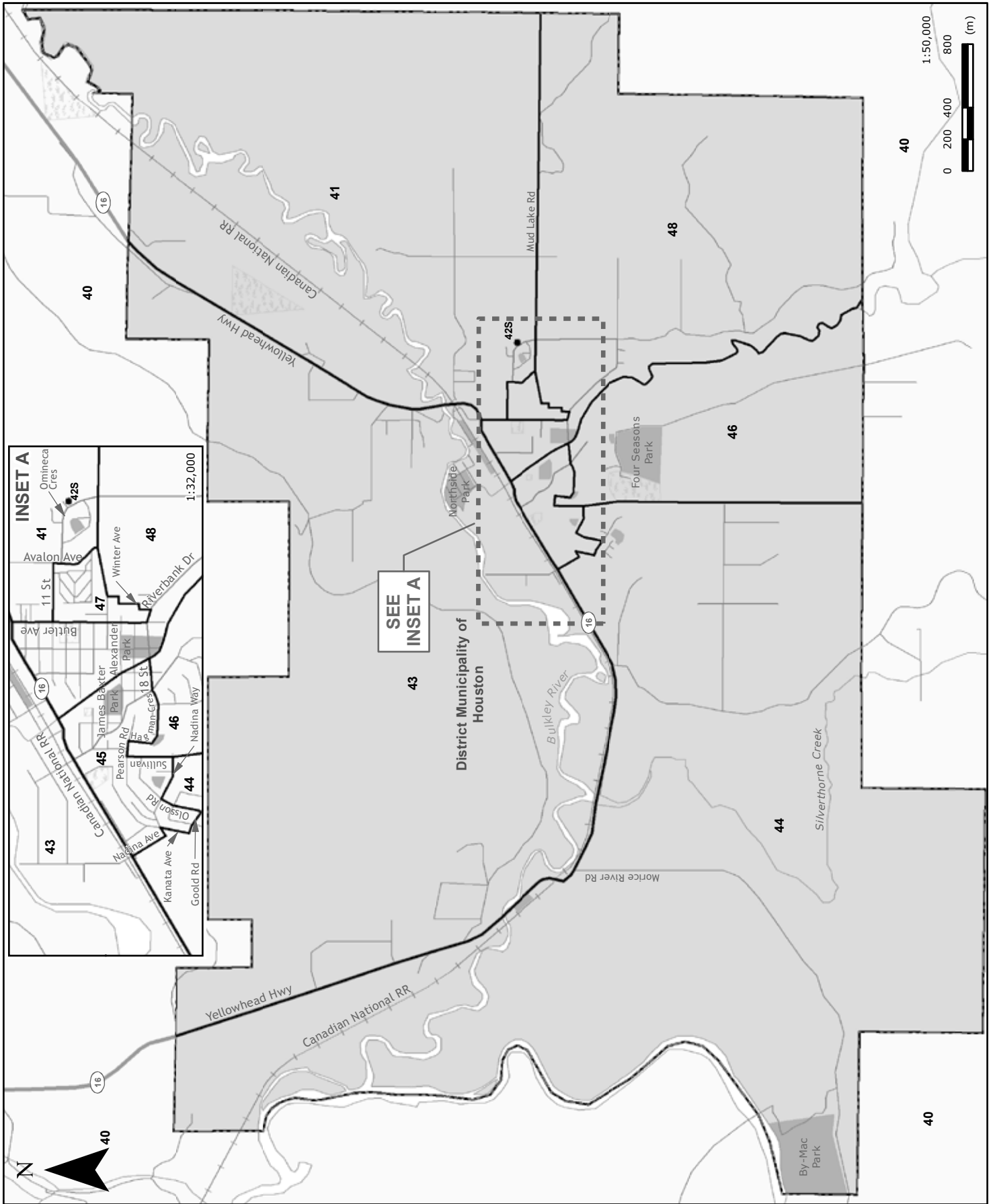
*2 Voting areas 77S, 83S, 104S and 107S combined

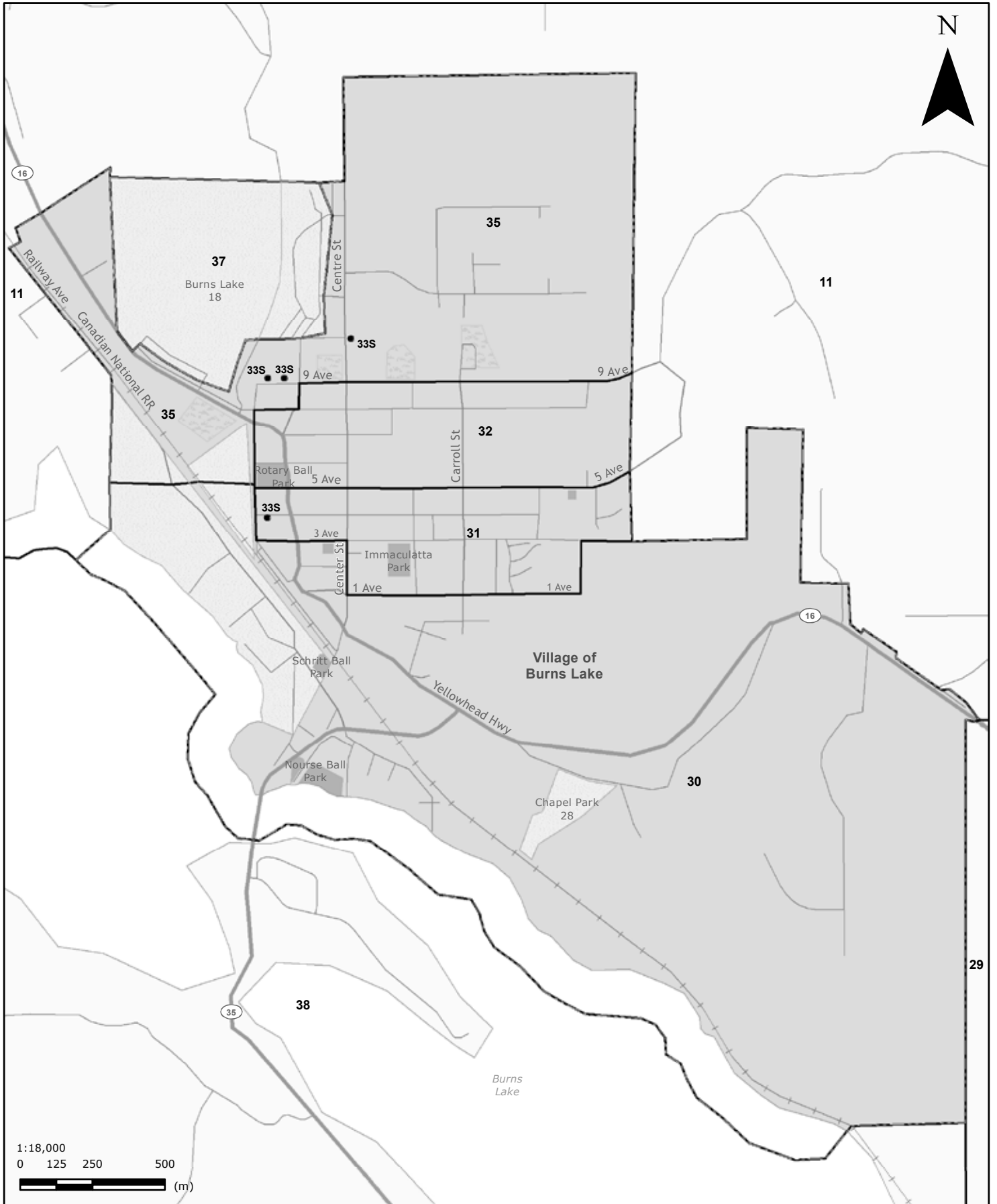
*3 Voting areas 34S and 127S combined

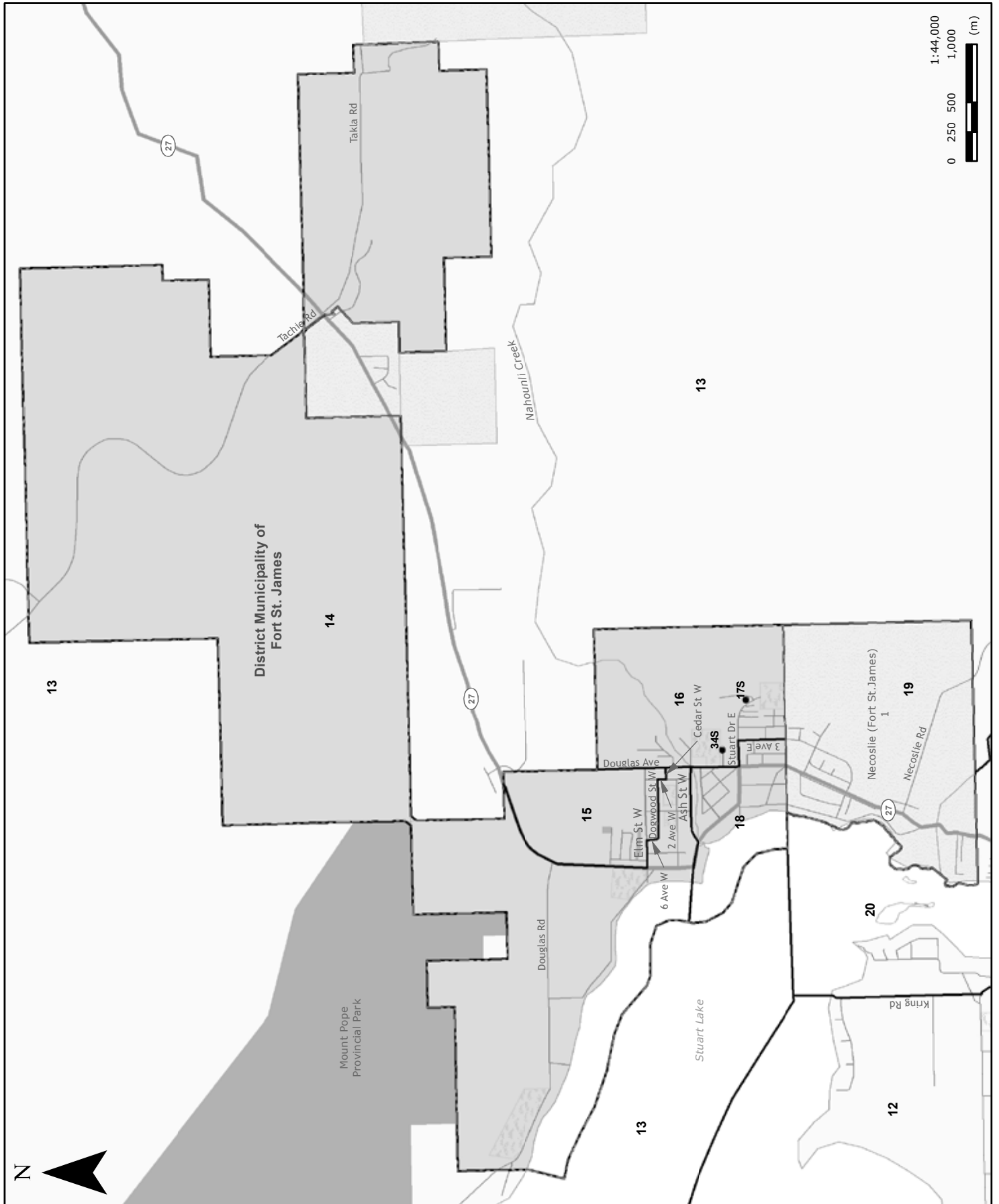
**Nechako Lakes (NEC)
MAP A - Nechako Lakes Electoral District**

Statement of Votes
40th Provincial General Election
May 14, 2013

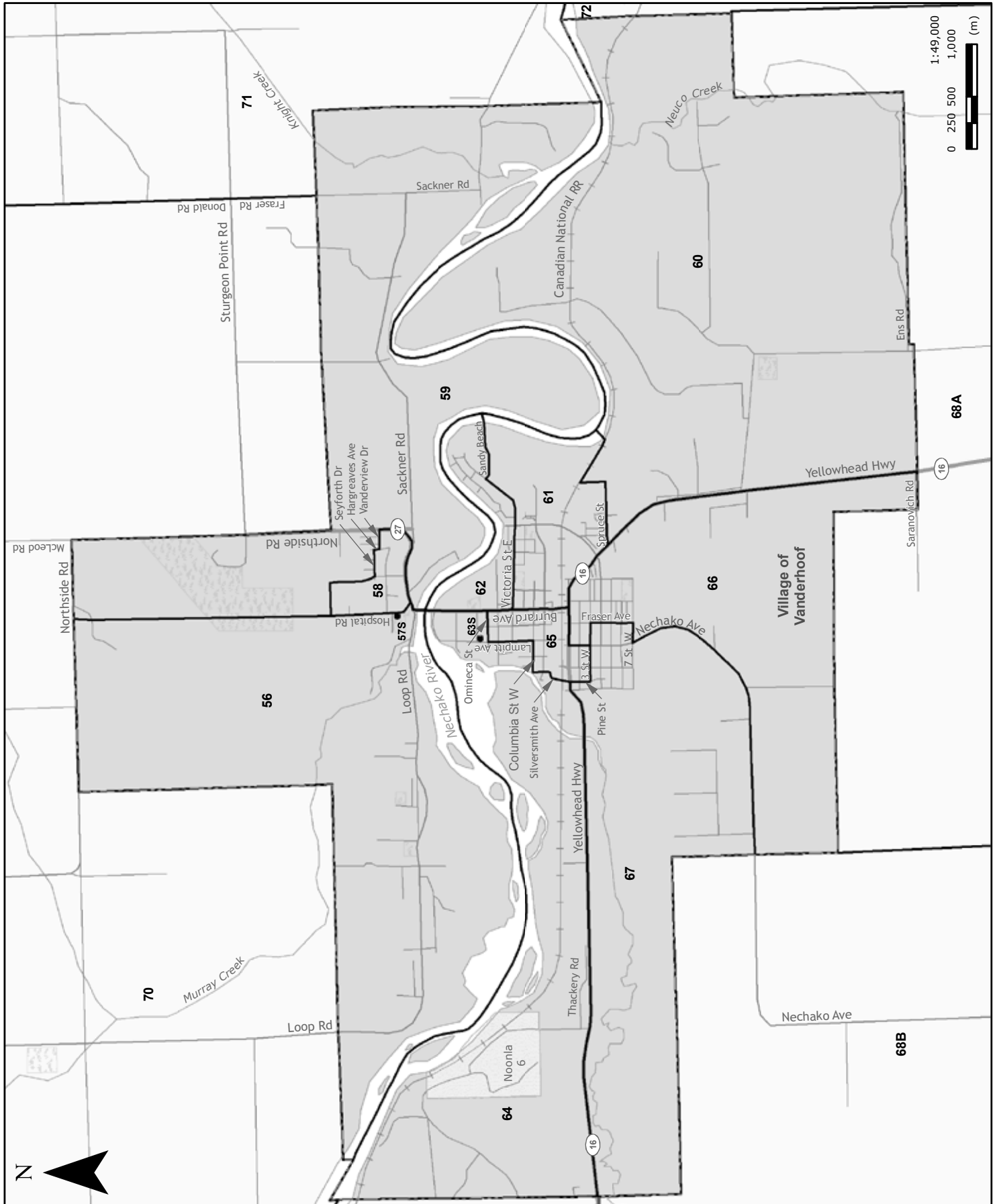








**Nechako Lakes (NEC)
MAP E - Vanderhoof**



	Beverly Bird	Dan Brooks	Colin Hamm	John Rustad	Susanne Skidmore- Hewlett	Total valid votes	Rejected ballots	Registered voters
	AID	CP	GP	LIB	NDP			
Advance voting								
Houston Senior Activity Centre	3	32	19	225	92	371	0	
Immaculate Catholic Church	1	35	22	304	130	492	0	
Music Makers Hall	5	20	19	163	140	347	0	
Royal Canadian Legion 274	1	17	11	117	60	206	0	
Vanderhoof Fire Hall	1	116	18	324	100	559	2	
General voting								
Voting area								
1 *1	1	3	2	15	21	42	0	57
2	0	0	0	1	37	38	0	84
3 *1	-	-	-	-	-	-	-	23
4 *1	-	-	-	-	-	-	-	7
5	6	1	3	9	77	96	0	217
6	0	10	2	83	30	125	0	287
7	1	0	1	26	13	41	1	91
8	0	7	8	43	37	95	0	220
9	0	6	6	21	13	46	0	76
10	3	17	8	92	28	148	0	323
11	1	10	6	79	33	129	0	303
12	2	20	16	123	42	203	0	445
13	3	6	4	42	34	89	0	223
14	1	10	14	68	42	135	0	338
15	4	15	8	73	45	145	0	334
16	0	13	10	31	25	79	0	266
17S *2	1	6	2	26	14	49	0	4
18	1	6	0	34	27	68	0	226
19	6	4	3	9	71	93	0	327
20	3	11	11	104	34	163	0	336
21	2	39	15	82	52	190	0	372
22	2	4	4	18	36	64	0	209
23	1	8	6	32	17	64	0	147
24	2	21	9	109	47	188	0	404
25	0	10	11	80	52	153	0	362
26S *4	-	-	-	-	-	-	-	22
27	1	10	9	57	47	124	0	319
28	0	5	5	36	12	58	1	128
29	1	14	6	106	26	153	0	357
30	2	6	10	48	24	90	0	247
31	2	7	6	69	48	132	0	377
32	1	7	5	68	42	123	2	374
33S *2	-	-	-	-	-	-	-	60
34S *2	-	-	-	-	-	-	-	14
35	0	3	3	39	91	136	0	316
37	0	2	1	12	54	69	1	152
38	0	9	10	100	43	162	0	402
39	0	2	7	33	12	54	0	90
40	0	13	17	118	39	187	0	377
41	0	23	5	73	29	130	1	288

Nechako Lakes (NEC)
Voting results by voting area

Statement of Votes
 40th Provincial General Election
 May 14, 2013

Voting area (continued)	Beverly Bird	Dan Brooks	Colin Hamm	John Rustad	Susanne Skidmore-Hewlett	Total valid votes	Rejected ballots	Registered voters
	AID	CP	GP	LIB	NDP			
42S *4	-	-	-	-	-	-	-	4
43	0	11	8	83	22	124	1	299
44	0	23	9	85	35	152	1	328
45	0	10	3	61	39	113	1	335
46	1	16	4	80	38	139	0	345
47	0	5	4	44	13	66	0	249
48	0	8	5	55	35	103	0	257
49 *3	-	-	-	-	-	-	-	28
50 *3	0	4	1	36	10	51	0	37
51	1	3	3	32	21	60	0	120
52	0	11	6	96	42	155	0	246
53	1	11	4	36	28	80	0	176
54 *3	-	-	-	-	-	-	-	53
55	0	57	5	87	15	164	1	356
56	0	29	4	62	5	100	0	292
57S *4	-	-	-	-	-	-	-	32
58	0	22	7	55	27	111	0	263
59	0	26	7	77	20	130	0	306
60	0	39	8	113	18	178	0	374
61	0	15	11	54	9	89	1	292
62	1	30	14	60	46	151	0	348
63S *4	2	13	2	36	22	75	1	33
64	0	28	3	60	31	122	0	293
65	0	18	9	49	12	88	1	215
66	0	24	2	57	14	97	0	298
67	0	26	1	60	30	117	0	292
68A	0	16	1	55	4	76	0	201
68B	0	24	4	70	16	114	0	297
69	3	8	1	6	38	56	0	203
70	1	53	2	98	15	169	0	370
71	0	19	3	33	5	60	0	273
72	0	19	6	54	4	83	1	209
73	1	4	3	58	20	86	0	199
74	0	6	0	66	19	91	0	175
Sub totals	69	1,126	462	4,910	2,469	9,036	16	17,002
s. 98 Special	1	5	5	27	20	58	0	
s. 99 Absentee - in ED	2	72	27	199	128	428	3	
s. 100 Absentee - out of ED	1	13	10	50	51	125	21	
s. 101 Absentee - advance	0	5	1	27	26	59	0	
s. 104 Voting in DEO office	1	32	3	91	36	163	1	
s. 106 Voting by mail	0	0	2	20	7	29	1	
Grand totals	74	1,253	510	5,324	2,737	9,898	42	17,002
% of valid votes	0.75%	12.66%	5.15%	53.79%	27.65%			

Summary

Valid votes - General and advance	9,036	91.29%	Total valid votes
s. 98 Special	58	0.59%	Total valid votes
s. 99 Absentee - in ED	428	4.32%	Total valid votes
s. 100 Absentee - out of ED	125	1.26%	Total valid votes
s. 101 Absentee - advance	59	0.60%	Total valid votes
s. 104 Voting in DEO office	163	1.65%	Total valid votes
s. 106 Voting by mail	29	0.29%	Total valid votes

Total valid votes **9,898**

Rejected ballots	42	0.42%	Ballots cast
Registered voters who voted	9,940	58.46%	Registered voters

Registered voters **17,002**

Candidate elected: **John Rustad (LIB)**

*1 Voting areas 1, 3 and 4 combined

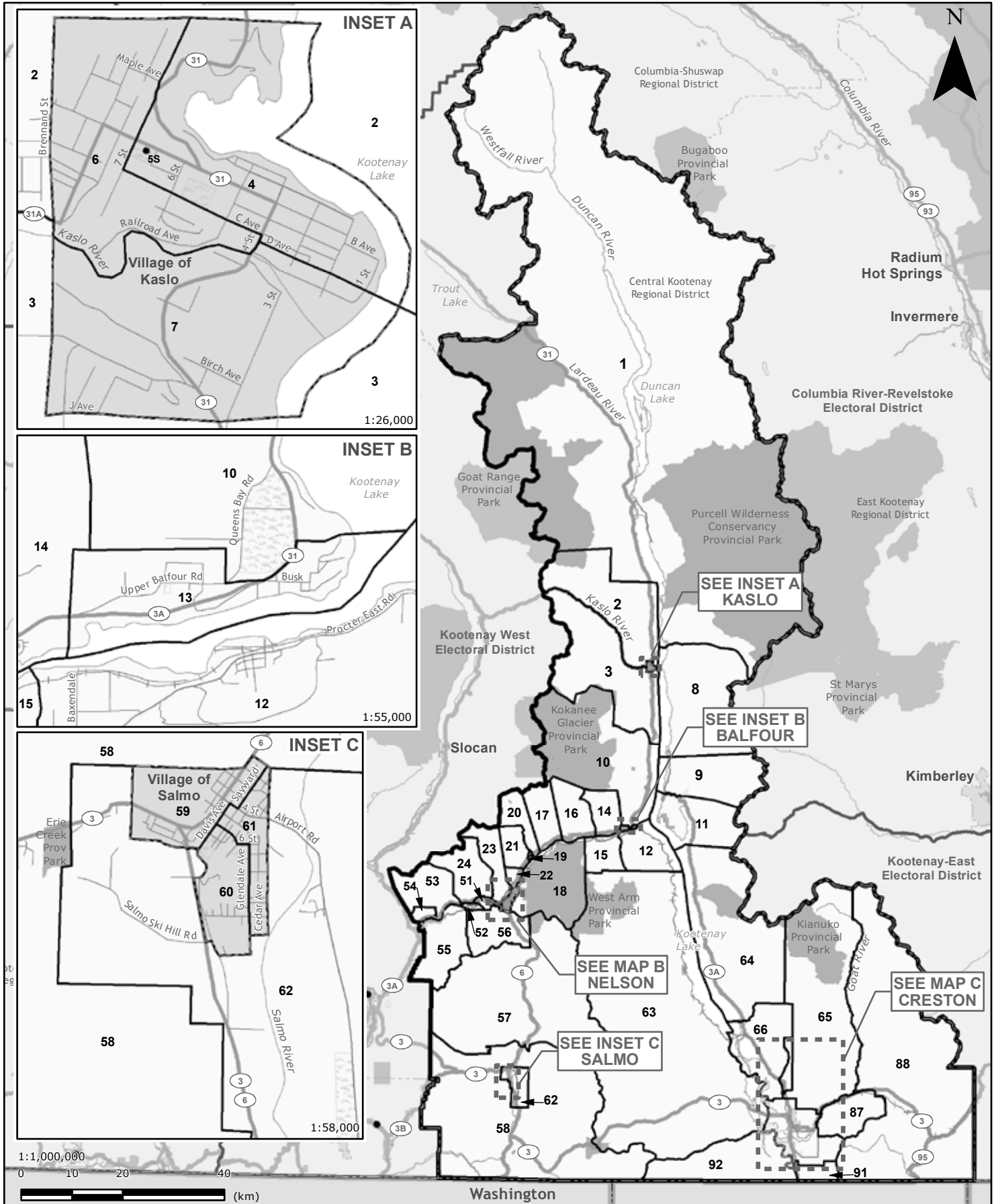
*2 Voting areas 17S, 33S and 34S combined

*3 Voting areas 49, 50 and 54 combined

*4 Voting areas 26S, 42S, 57S and 63S combined

Following a redistribution of voting areas, voting area number 36 was not used in Nechako Lakes for the 40th Provincial General Election and is therefore not included in the list of voting area results on the preceding pages.

Nelson-Creston (NEL)
MAP A - Nelson-Creston Electoral District




SEE INSET A
KASLO

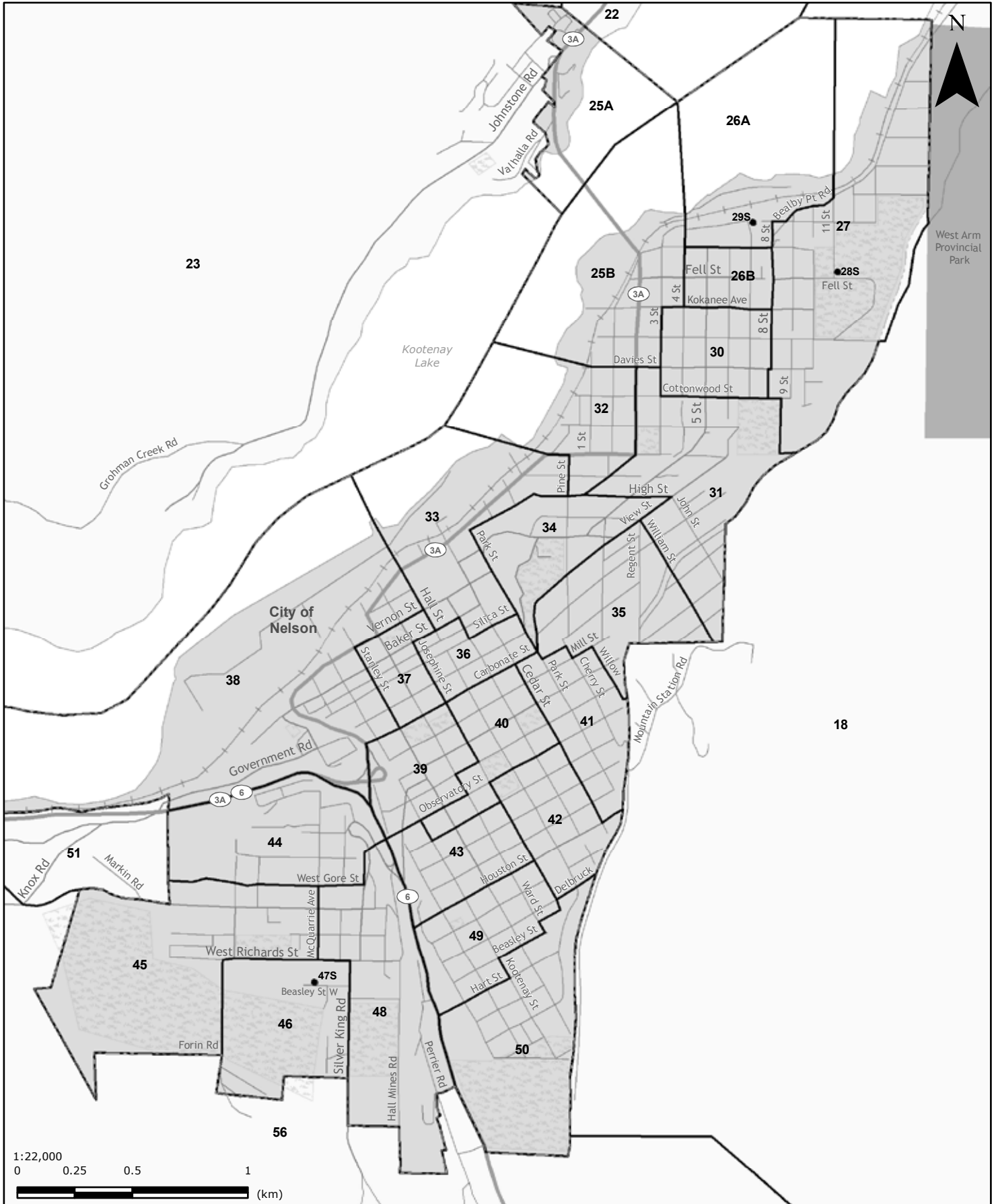
SEE INSET B
BALFOUR

SEE MAP B
NELSON

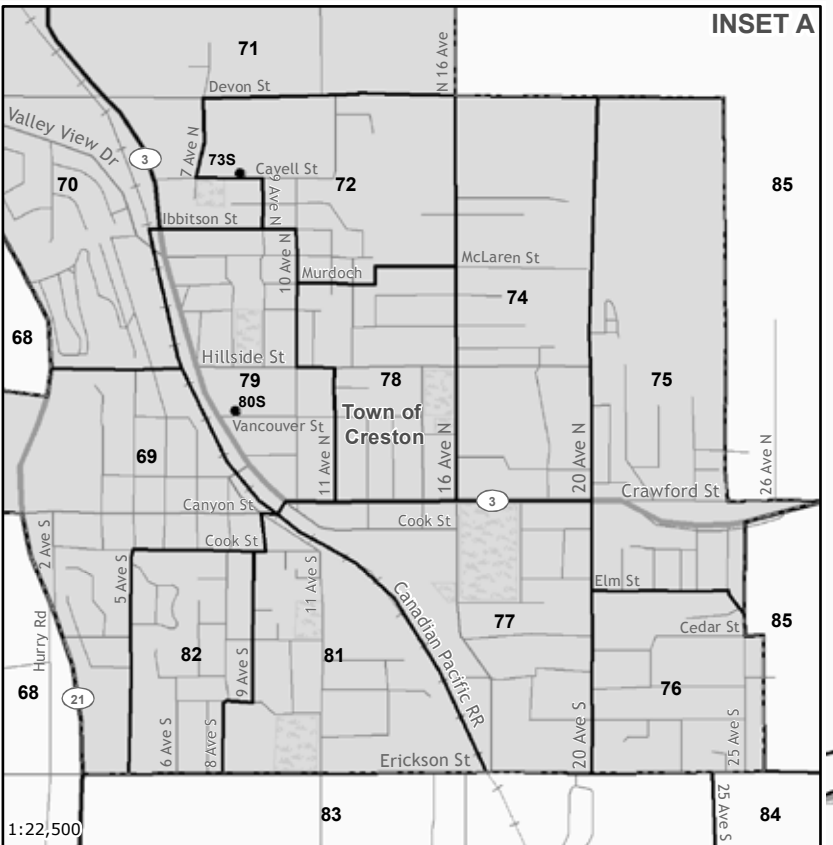
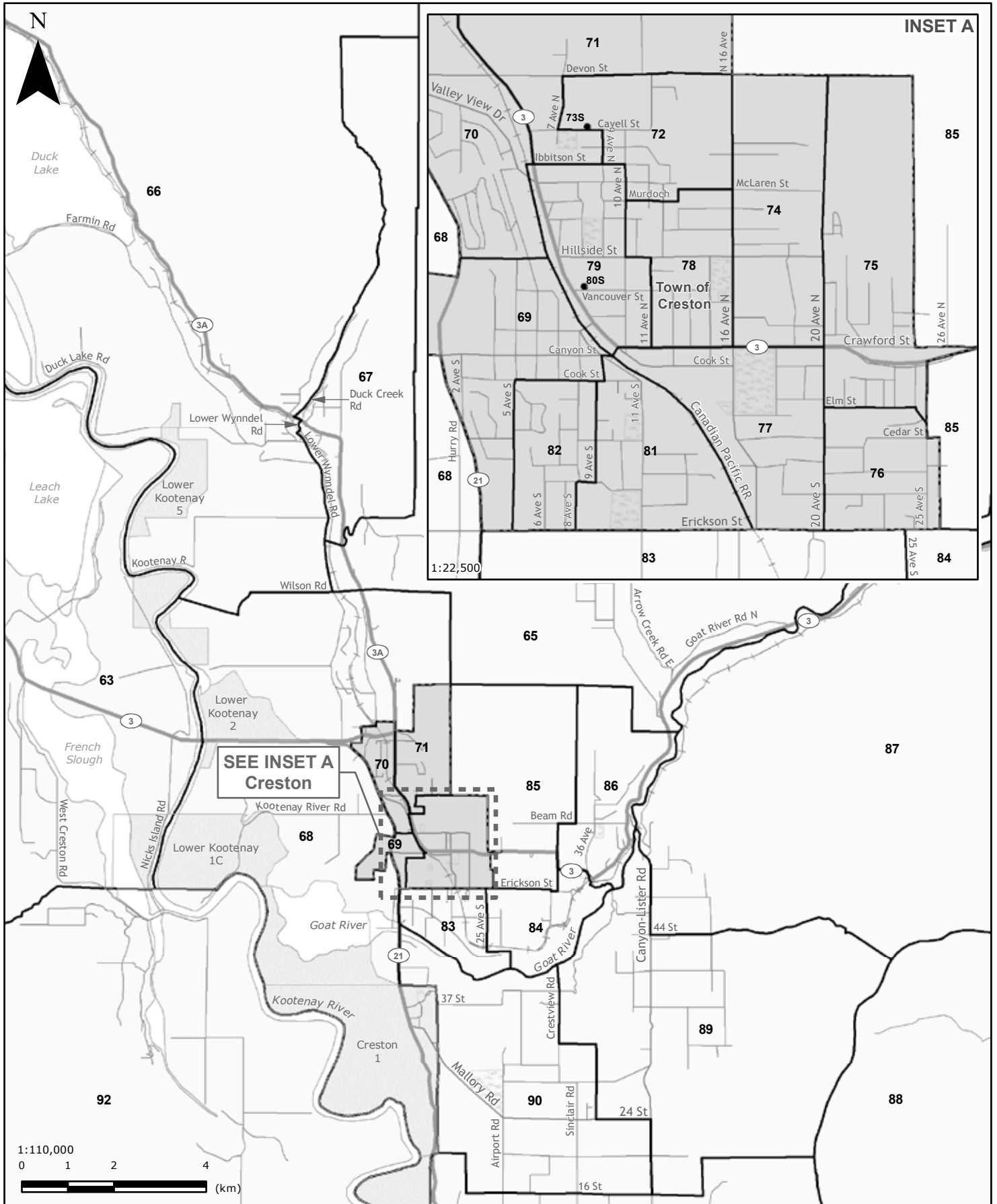
SEE INSET C
SALMO

SEE MAP C
CRESTON





Nelson-Creston (NEL)
MAP C - Creston



SEE INSET A
 Creston

	Sjeng Derkx	Greg Garbula	Michelle Mungall	Total valid votes	Rejected ballots	Registered voters
	GP	LIB	NDP			
Advance voting						
Best Western Baker St Inn	317	248	784	1,349	9	
Crawford Bay Community Hall	28	53	74	155	0	
Holy Cross Hall	176	476	543	1,195	9	
Kaslo Royal Canadian Legion 74	84	140	241	465	3	
Salmo Valley Youth & Community Centre	25	37	92	154	0	
General voting						
Voting area						
1	33	62	107	202	0	382
2	17	37	44	98	0	288
3	23	29	48	100	1	330
4	19	32	66	117	0	314
5S *1	-	-	-	-	-	18
6	14	26	57	97	0	331
7	10	19	24	53	0	187
8	24	39	60	123	2	254
9	23	24	80	127	0	269
10	24	12	49	85	1	154
11	27	38	66	131	0	315
12	40	28	89	157	1	265
13	41	84	73	198	0	364
14	36	99	62	197	1	344
15	30	46	69	145	2	260
16	42	40	77	159	0	313
17	28	27	68	123	0	281
18	20	10	31	61	0	134
19	21	58	69	148	0	348
20	42	41	107	190	1	415
21	36	48	52	136	1	318
22	26	32	54	112	4	374
23	46	49	63	158	0	351
24	26	35	68	129	1	275
25A	5	6	25	36	0	102
25B	28	32	68	128	2	280
26A	41	40	64	145	0	273
26B	28	19	52	99	0	217
27	30	46	83	159	1	332
28S *1	19	45	81	145	12	84
29S *1	-	-	-	-	-	89
30	59	31	91	181	0	374
31	51	48	87	186	0	384
32	34	18	90	142	1	345
33	38	17	66	121	0	347
34	38	28	70	136	0	308
35	42	34	47	123	1	293
36	41	6	96	143	0	338
37	22	6	54	82	1	250
38	24	13	59	96	1	304

Nelson-Creston (NEL)
Voting results by voting area

Statement of Votes
 40th Provincial General Election
 May 14, 2013

Voting area (continued)	Sjeng Derkx	Greg Garbula	Michelle Mungall	Total valid votes	Rejected ballots	Registered voters
	GP	LIB	NDP			
39	39	13	78	130	0	301
40	53	23	122	198	1	375
41	45	29	81	155	2	319
42	36	27	111	174	1	331
43	60	29	90	179	4	366
44	40	29	78	147	0	336
45	37	44	91	172	1	354
46	38	32	77	147	1	426
47S *1	-	-	-	-	-	28
48	40	36	97	173	0	371
49	53	22	90	165	0	362
50	49	31	72	152	1	341
51	35	30	95	160	0	340
52	47	23	81	151	2	300
53	42	52	111	205	2	368
54	41	22	76	139	0	298
55	32	33	99	164	1	354
56	28	37	48	113	0	310
57	68	24	104	196	0	383
58	32	38	89	159	1	386
59	18	54	73	145	0	323
60	16	37	50	103	1	215
61	15	28	84	127	1	292
62	25	46	98	169	0	351
63	11	39	27	77	2	193
64	18	65	52	135	1	302
65	17	45	28	90	1	313
66	17	71	63	151	0	313
67	17	70	66	153	1	331
68	14	27	34	75	0	301
69	14	52	61	127	2	369
70	8	79	43	130	0	365
71	19	27	38	84	4	332
72	13	35	43	91	0	259
73S	15	11	24	50	4	101
74	13	42	46	101	0	360
75	23	53	48	124	0	325
76	13	70	55	138	1	344
77	15	28	39	82	1	329
78	23	44	51	118	1	344
79	18	23	56	97	0	317
80S *1	-	-	-	-	-	51
81	9	38	39	86	0	306
82	20	46	39	105	0	320
83	12	38	35	85	0	327
84	17	51	35	103	3	299
85	13	45	52	110	0	361
86	24	55	48	127	4	311
87	15	35	48	98	0	342
88	21	53	58	132	2	380

Voting area (continued)	Sjeng Derkx	Greg Garbula	Michelle Mungall	Total valid votes	Rejected ballots	Registered voters
	GP	LIB	NDP			
89	14	66	74	154	3	310
90	17	58	48	123	2	383
91	19	47	42	108	0	394
92	17	38	39	94	1	246
Sub totals	3,133	4,348	7,576	15,057	107	28,262
s. 98 Special	12	21	56	89	0	
s. 99 Absentee - in ED	135	107	247	489	6	
s. 100 Absentee - out of ED	21	26	82	129	3	
s. 101 Absentee - advance	6	8	25	39	1	
s. 104 Voting in DEO office	69	56	172	297	3	
s. 106 Voting by mail	11	11	42	64	2	
Grand totals	3,387	4,577	8,200	16,164	122	28,262
% of valid votes	20.95%	28.32%	50.73%			

Summary

Valid votes - General and advance	15,057	93.15%	Total valid votes
s. 98 Special	89	0.55%	Total valid votes
s. 99 Absentee - in ED	489	3.02%	Total valid votes
s. 100 Absentee - out of ED	129	0.80%	Total valid votes
s. 101 Absentee - advance	39	0.24%	Total valid votes
s. 104 Voting in DEO office	297	1.84%	Total valid votes
s. 106 Voting by mail	64	0.40%	Total valid votes

Total valid votes **16,164**

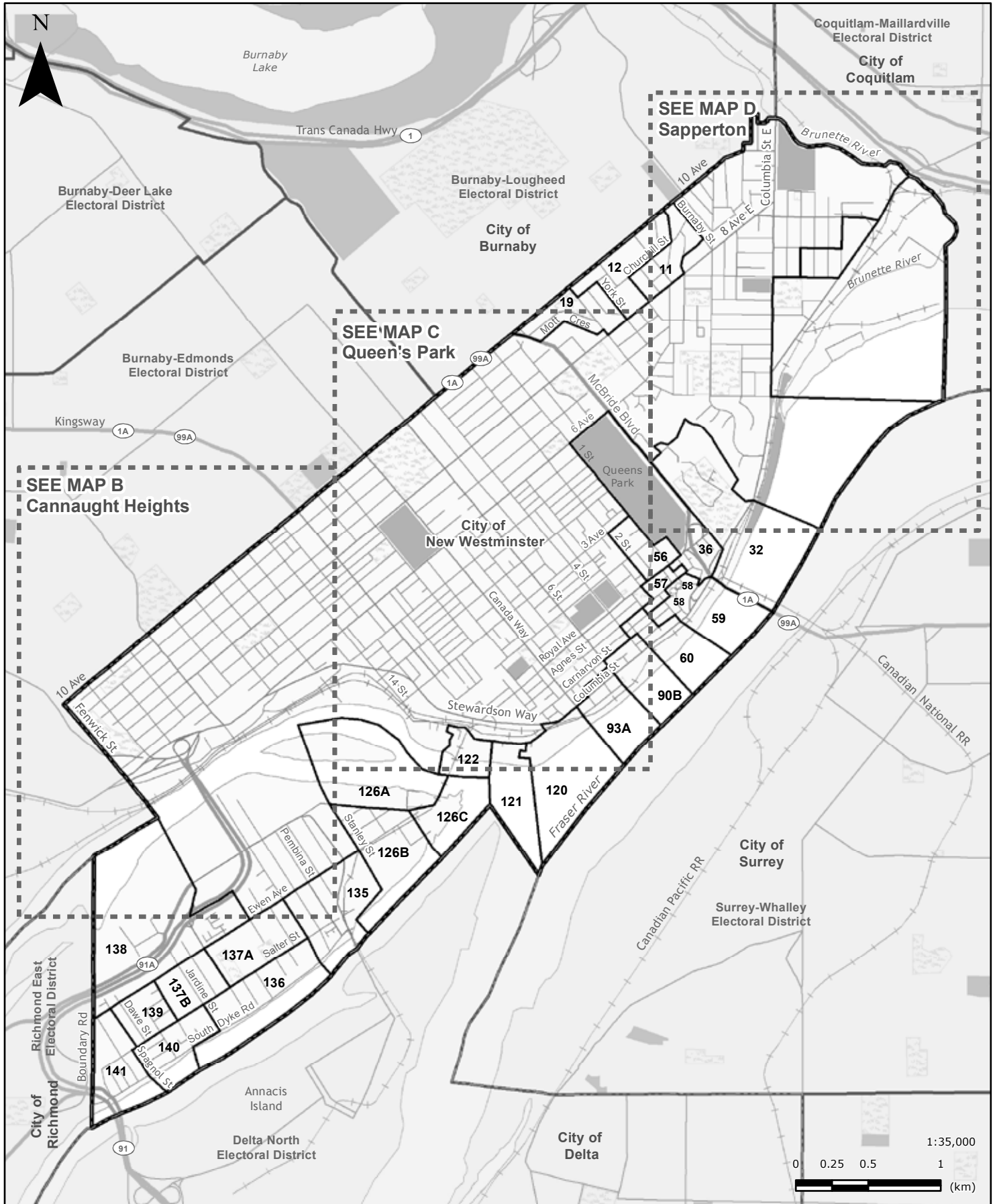
Rejected ballots	122	0.75%	Ballots cast
Registered voters who voted	16,286	57.63%	Registered voters

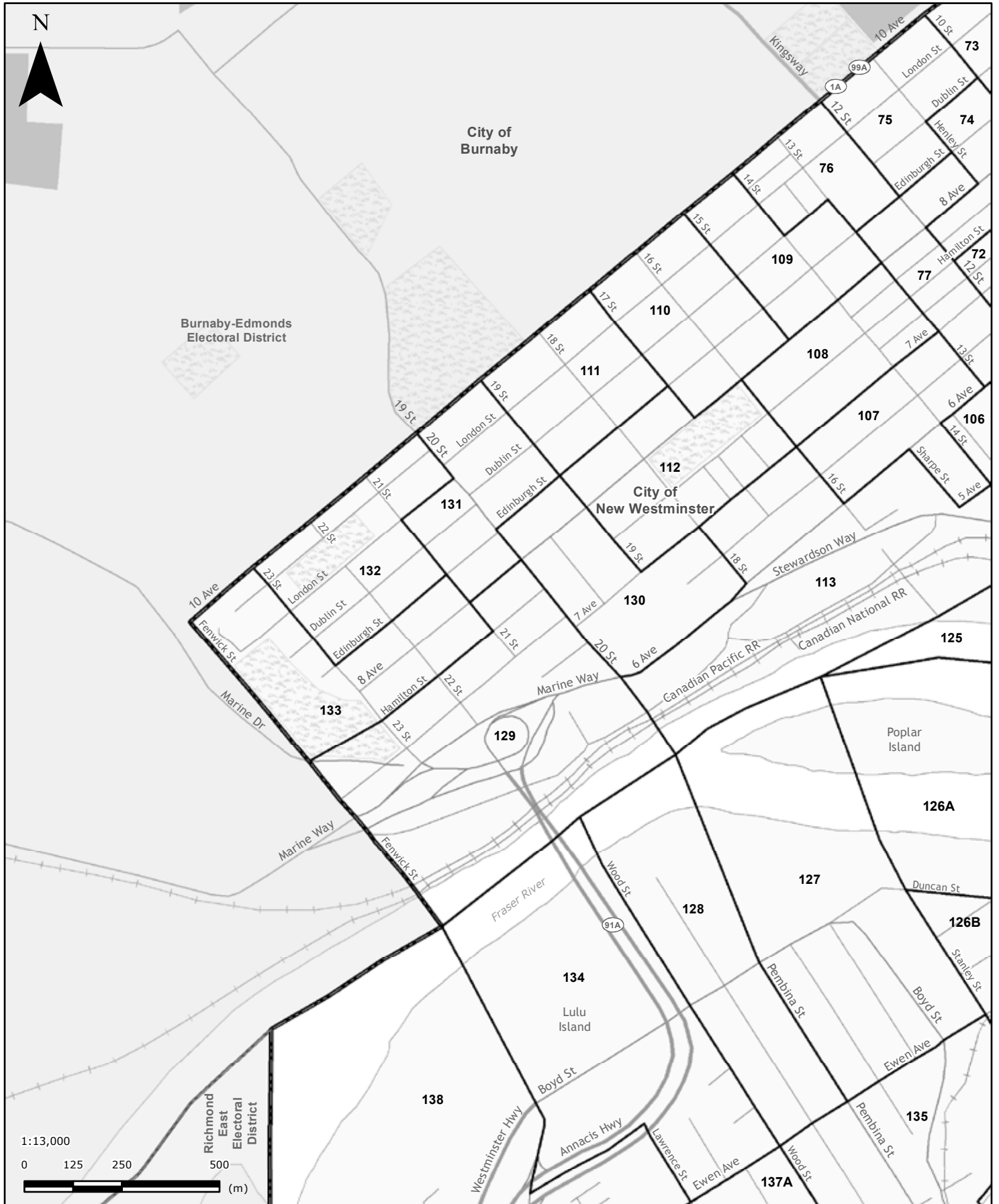
Registered voters **28,262**

Candidate elected: **Michelle Mungall (NDP)**

*1 Voting areas 5S, 28S, 29S, 47S and 80S combined

**New Westminster (NEW)
MAP A - New Westminster Electoral District**





New Westminster (NEW)
MAP C - Queen's Park

Statement of Votes
40th Provincial General Election
May 14, 2013





New Westminster (NEW)
Voting results by voting area

Statement of Votes
 40th Provincial General Election
 May 14, 2013

	Hector Bremner	James Crosty	Lewis Clarke Dahlby	Judy Darcy	Paul Forseth	Terry Douglas Teather	Total valid votes	Rejected ballots	Registered voters
	LIB	IND	LBN	NDP	CP	GP			
Advance voting									
New Westminster Lawn Bowling Club	984	126	19	1,784	152	242	3,307	7	
Queensborough Middle School	248	14	2	337	25	21	647	5	
Sapperton Pensioners Hall	368	58	6	594	46	78	1,150	2	
General voting									
Voting area									
1	56	4	0	77	6	14	157	1	348
2	41	7	1	89	5	15	158	1	353
3	38	10	2	64	6	16	136	0	272
4A	24	3	1	54	4	11	97	0	211
4B	51	5	2	66	6	14	144	0	407
5	33	4	2	68	4	20	131	0	340
6	32	8	1	76	7	18	142	1	405
7	48	7	0	62	3	11	131	1	331
8S *1	-	-	-	-	-	-	-	-	57
9	55	3	2	73	10	10	153	1	343
10	51	11	0	66	13	6	147	0	314
11	59	7	0	73	18	12	169	2	330
12	84	12	1	77	20	10	204	1	342
13	58	2	0	57	10	14	141	0	366
14	31	8	1	69	4	15	128	1	403
15	66	11	2	82	3	17	181	0	378
16	33	3	2	74	7	15	134	0	306
17	67	3	1	79	12	10	172	0	377
18	45	2	1	49	4	9	110	0	346
19	98	10	0	52	14	8	182	0	332
20	34	2	1	60	9	8	114	0	273
21A	19	4	2	42	5	6	78	1	172
21B	38	1	2	88	15	7	151	3	291
22S *1	18	0	1	11	1	3	34	3	72
23	52	8	1	89	11	19	180	0	360
24	63	9	2	96	7	22	199	3	382
25	75	8	1	71	9	12	176	0	415
26	99	6	0	45	8	13	171	0	296
27	75	10	2	95	12	25	219	1	424
28	33	4	0	25	4	8	74	0	145
29S	13	2	0	16	7	2	40	1	82
30	84	8	3	67	8	14	184	0	328
31	36	5	0	26	3	3	73	0	151
32	78	8	1	74	7	12	180	1	506
33S	9	2	5	33	7	5	61	1	152
34	48	5	0	38	7	6	104	0	277
35	27	5	1	55	4	10	102	0	356
36	25	3	0	33	3	13	77	2	226
37	60	10	0	70	9	15	164	0	367
38	54	11	2	103	9	19	198	2	367

	Hector Bremner	James Crosty	Lewis Clarke Dahlby	Judy Darcy	Paul Forseth	Terry Douglas Teather	Total valid votes	Rejected ballots	Registered voters
Voting area (continued)	LIB	IND	LBN	NDP	CP	GP			
39	49	7	2	89	4	13	164	0	368
40	63	4	0	64	21	18	170	1	404
41	45	7	1	75	8	15	151	0	379
42	47	0	1	31	1	7	87	0	283
43	72	2	1	95	3	13	186	0	366
44	31	1	0	38	1	5	76	0	268
45	60	4	0	43	10	6	123	0	352
46	25	0	0	37	5	5	72	0	278
47	48	7	0	40	8	6	109	2	284
48	68	6	2	57	7	6	146	0	356
49	24	3	0	31	8	2	68	1	283
50	33	6	2	51	6	12	110	0	298
51	52	2	0	61	13	6	134	1	314
52	25	3	1	63	5	11	108	1	309
53	35	4	1	42	8	7	97	0	297
54	87	6	0	70	7	19	189	0	359
55	93	6	1	71	4	9	184	1	334
56	52	3	3	58	8	18	142	0	331
57	20	5	0	49	1	8	83	2	274
58	12	1	0	31	2	9	55	0	203
59	33	7	3	75	3	13	134	0	323
60	39	4	3	71	4	11	132	0	302
61	18	4	0	50	6	12	90	0	290
62	54	6	0	80	5	19	164	0	320
63	60	7	0	50	5	9	131	0	282
64	38	7	1	86	4	8	144	1	330
65S	12	0	0	21	2	2	37	0	55
66	24	3	0	54	4	15	100	1	346
67	10	2	1	35	2	2	52	1	270
68	23	3	0	51	6	6	89	0	300
69	9	2	0	33	9	3	56	0	199
70	15	7	1	45	3	12	83	1	359
71	26	1	0	34	4	4	69	1	242
72	29	5	0	47	2	15	98	0	294
73	39	5	2	71	10	11	138	1	342
74	42	2	4	60	6	3	117	0	289
75	37	6	0	62	6	8	119	1	282
76	31	3	0	63	9	9	115	0	316
77	34	10	1	58	3	4	110	0	319
78	18	5	4	55	4	11	97	0	370
79	15	3	1	23	4	10	56	0	158
80	19	7	0	36	4	6	72	2	238
81	23	9	1	67	4	19	123	1	323
82	27	2	0	62	4	23	118	2	303
83	37	4	3	58	17	13	132	1	319
84	29	2	1	56	3	16	107	0	337
85	17	0	0	53	9	13	92	1	268
86	20	0	1	40	7	11	79	0	222
87	27	9	2	60	5	10	113	0	324
88	48	5	2	86	2	14	157	3	391

**New Westminster (NEW)
Voting results by voting area**

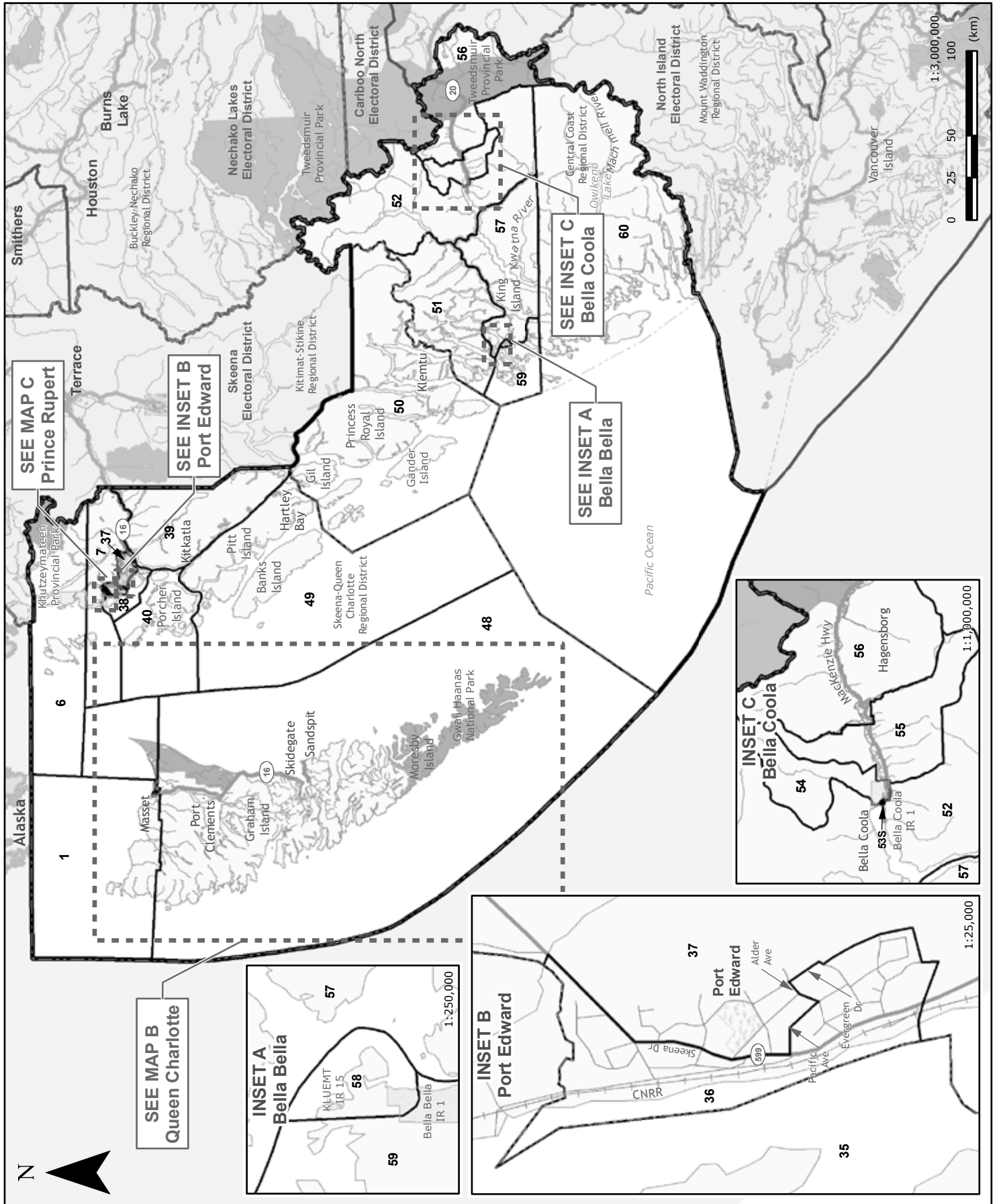
Statement of Votes
40th Provincial General Election
May 14, 2013

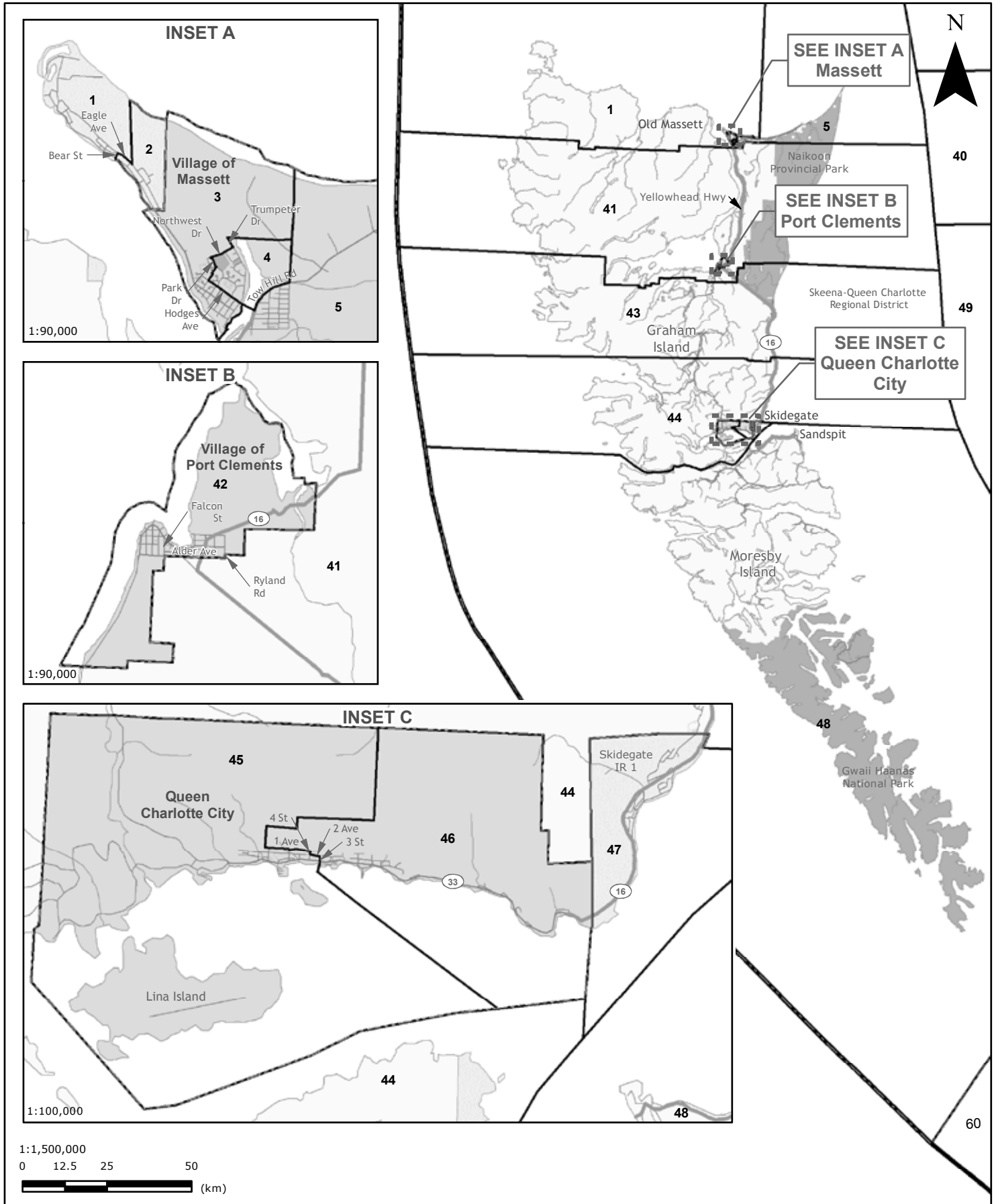
	Hector Bremner	James Crosty	Lewis Clarke Dahlby	Judy Darcy	Paul Forseth	Terry Douglas Teather	Total valid votes	Rejected ballots	Registered voters
Voting area (continued)	LIB	IND	LBN	NDP	CP	GP			
89	22	2	1	36	2	9	72	0	264
90A	15	4	0	52	7	12	90	0	213
90B	47	3	1	56	3	23	133	0	307
91	16	2	0	40	5	7	70	1	162
92	56	2	1	65	5	10	139	1	277
93A	22	1	0	22	4	9	58	0	241
93B	32	6	0	32	3	9	82	0	293
94	10	1	2	27	4	4	48	0	163
95A	29	1	1	31	1	10	73	0	216
95B	34	6	1	61	6	20	128	1	454
96	27	1	1	24	3	3	59	0	233
97	18	2	0	25	3	10	58	0	199
98	34	2	1	29	2	7	75	0	272
99	27	5	0	52	5	12	101	0	318
100	38	4	0	65	6	16	129	1	346
101	22	7	1	69	8	20	127	2	371
102	25	3	0	50	4	16	98	2	309
103	41	1	2	76	5	10	135	0	348
104	30	6	2	62	3	13	116	0	341
105A	37	2	0	59	5	7	110	0	303
105B	15	1	2	20	5	3	46	0	149
106	27	1	0	72	3	10	113	0	324
107	49	5	0	77	5	15	151	1	346
108	65	5	2	85	6	7	170	1	320
109	46	2	1	82	8	17	156	0	328
110	89	7	0	92	12	17	217	0	339
111	79	2	1	92	9	12	195	1	343
112	70	6	2	102	6	10	196	0	359
113	39	4	1	77	3	12	136	0	360
114	29	5	1	50	2	6	93	0	329
115	32	9	1	51	5	4	102	0	381
116	15	1	0	38	6	4	64	0	218
117	43	16	1	48	7	9	124	0	333
118	75	12	1	44	16	5	153	1	336
119	60	12	2	44	4	10	132	0	306
120	73	17	1	68	14	8	181	0	329
121	30	25	1	65	4	16	141	0	227
122	94	15	1	72	7	16	205	1	413
123	62	4	0	57	9	4	136	1	352
124	52	6	0	51	1	21	131	0	351
125	47	10	1	48	3	15	124	0	258
126A	44	3	0	38	6	10	101	0	214
126B	55	3	1	32	3	5	99	2	231
126C	90	6	0	48	8	16	168	1	444
127	51	1	0	48	3	3	106	0	307
128	25	0	2	51	3	4	85	1	255
129	44	8	0	68	5	15	140	0	333
130	45	6	0	88	5	11	155	0	298
131	62	6	0	98	8	10	184	0	322
132	55	6	0	113	6	7	187	1	358

	Hector Bremner	James Crosty	Lewis Clarke Dahlby	Judy Darcy	Paul Forseth	Terry Douglas Teather	Total valid votes	Rejected ballots	Registered voters
Voting area (continued)	LIB	IND	LBN	NDP	CP	GP			
133	55	3	1	103	21	7	190	0	328
134	26	1	1	77	4	5	114	1	302
135	50	5	1	78	9	17	160	2	372
136	30	3	1	76	4	6	120	1	285
137A	18	3	0	39	2	9	71	1	212
137B	45	1	3	49	2	2	102	1	333
138	95	2	0	74	8	7	186	2	476
139	57	1	2	85	4	7	156	0	377
140	71	2	0	66	4	10	153	0	369
141	56	7	3	87	8	4	165	1	421
142	42	1	1	45	5	9	103	0	327
143	51	7	0	47	8	15	128	0	396
144	39	1	4	33	3	7	87	0	328
Sub totals	8,083	938	169	11,608	1,158	1,949	23,905	95	46,875
s. 98 Special	29	1	1	78	9	9	127	0	
s. 99 Absentee - in ED	451	62	9	742	83	181	1,528	9	
s. 100 Absentee - out of ED	132	14	1	224	9	49	429	17	
s. 101 Absentee - advance	39	3	2	75	12	10	141	2	
s. 104 Voting in DEO office	244	19	8	394	39	44	748	8	
s. 106 Voting by mail	19	1	0	49	8	10	87	1	
Grand totals	8,997	1,038	190	13,170	1,318	2,252	26,965	132	46,875
% of valid votes	33.37%	3.85%	0.70%	48.84%	4.89%	8.35%			
Summary									
Valid votes - General and advance	23,905	88.65%		Total valid votes					
s. 98 Special	127	0.47%		Total valid votes					
s. 99 Absentee - in ED	1,528	5.68%		Total valid votes					
s. 100 Absentee - out of ED	429	1.59%		Total valid votes					
s. 101 Absentee - advance	141	0.52%		Total valid votes					
s. 104 Voting in DEO office	748	2.77%		Total valid votes					
s. 106 Voting by mail	87	0.32%		Total valid votes					
Total valid votes	26,965								
Rejected ballots	132	0.49%		Ballots cast					
Registered voters who voted	27,097	57.81%		Registered voters					
Registered voters	46,875								
Candidate elected:				Judy Darcy (NDP)					

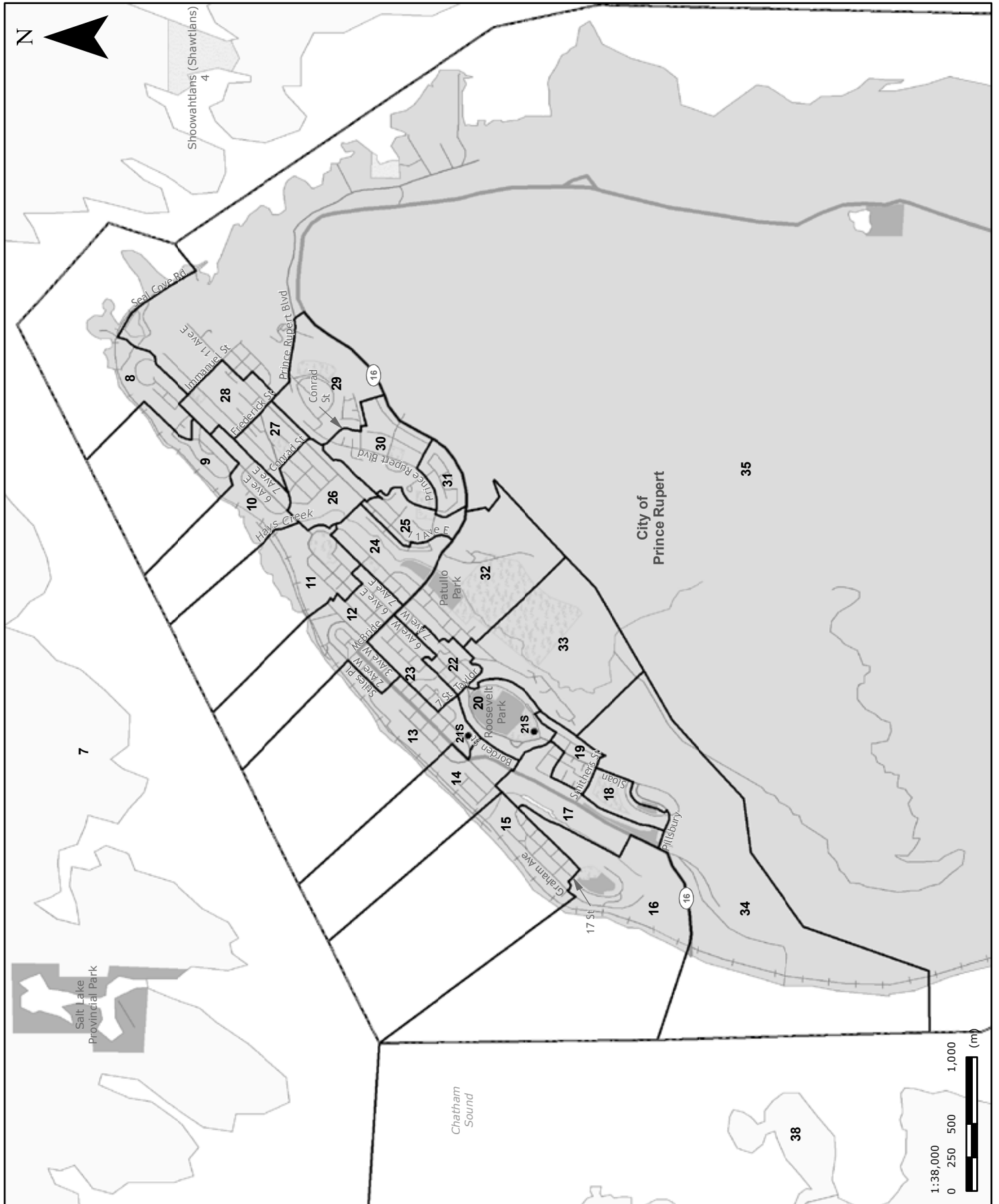
*1 Voting areas 8S and 22S combined

**North Coast (NOC)
MAP A - North Coast Electoral District**





North Coast (NOC)
MAP C - Prince Rupert



	Hondo Arendt	Judy Fraser	Jennifer Rice	Total valid votes	Rejected ballots	Registered voters
	GP	LIB	NDP			
Advance voting						
Bella Coola Service B.C.	9	51	114	174	0	
E.A. Ross Room Community Hall	13	28	90	131	1	
G.E. Darby United Church	3	3	51	57	0	
Howard Phillips Community Hall	16	38	89	143	1	
NOC District Electoral Office	81	414	572	1,067	4	
General voting						
Voting area						
1	9	1	67	77	0	202
2	9	3	49	61	0	208
3	6	19	39	64	0	227
4	13	22	56	91	1	246
5	14	16	48	78	1	239
6	4	13	148	165	1	394
7	2	1	25	28	0	60
8	11	36	74	121	1	324
9	28	34	47	109	0	286
10	25	50	84	159	3	339
11	10	73	49	132	0	353
12	14	55	64	133	0	346
13	4	14	23	41	0	221
14	7	34	47	88	1	305
15	12	78	51	141	1	306
16	11	99	36	146	2	315
17	9	33	61	103	0	299
18	12	53	60	125	1	335
19	6	42	61	109	0	300
20	10	31	53	94	0	339
21S *1	5	11	11	27	0	59
22	7	29	71	107	1	331
23	13	50	42	105	0	310
24	20	58	82	160	1	412
25	8	66	42	116	0	276
26	8	65	52	125	1	353
27	18	49	58	125	1	321
28	9	57	68	134	1	398
29	15	82	57	154	0	376
30	14	79	49	142	0	383
31	13	70	74	157	1	384
32	17	28	100	145	1	395
33	17	28	51	96	0	327
34	7	78	52	137	0	344
35	11	63	50	124	0	332
36	9	45	30	84	0	194
37	10	27	58	95	0	201
38 *2	-	-	-	-	-	33
39	5	1	40	46	0	78
40 *2	-	-	-	-	-	22

North Coast (NOC)
Voting results by voting area

Statement of Votes
 40th Provincial General Election
 May 14, 2013

Voting area (continued)	Hondo Arendt	Judy Fraser	Jennifer Rice	Total valid votes	Rejected ballots	Registered voters
	GP	LIB	NDP			
41 *2	6	8	23	37	1	49
42	23	51	57	131	1	265
43	15	18	59	92	0	140
44	16	6	23	45	1	80
45	24	37	85	146	2	359
46	24	29	81	134	0	338
47	18	14	154	186	0	461
48	14	39	76	129	0	273
49	4	8	46	58	0	198
50	7	13	58	78	3	163
51 *3	-	-	-	-	-	31
52	8	14	36	58	0	126
53S *1	-	-	-	-	-	4
54	14	11	139	164	2	386
55	14	83	62	159	2	327
56	33	51	76	160	0	363
57	10	13	28	51	0	76
58	4	11	150	165	0	386
59	2	4	113	119	0	258
60 *3	7	3	19	29	1	44
Sub totals	787	2,540	4,330	7,657	38	15,500
s. 98 Special	3	10	15	28	2	
s. 99 Absentee - in ED	8	13	62	83	2	
s. 100 Absentee - out of ED	7	25	65	97	7	
s. 101 Absentee - advance	3	7	7	17	0	
s. 104 Voting in DEO office	14	88	124	226	2	
s. 106 Voting by mail	9	9	14	32	0	
Grand totals	831	2,692	4,617	8,140	51	15,500
% of valid votes	10.21%	33.07%	56.72%			

Summary

Valid votes - General and advance	7,657	94.07%	Total valid votes
s. 98 Special	28	0.34%	Total valid votes
s. 99 Absentee - in ED	83	1.02%	Total valid votes
s. 100 Absentee - out of ED	97	1.19%	Total valid votes
s. 101 Absentee - advance	17	0.21%	Total valid votes
s. 104 Voting in DEO office	226	2.78%	Total valid votes
s. 106 Voting by mail	32	0.39%	Total valid votes

Total valid votes **8,140**

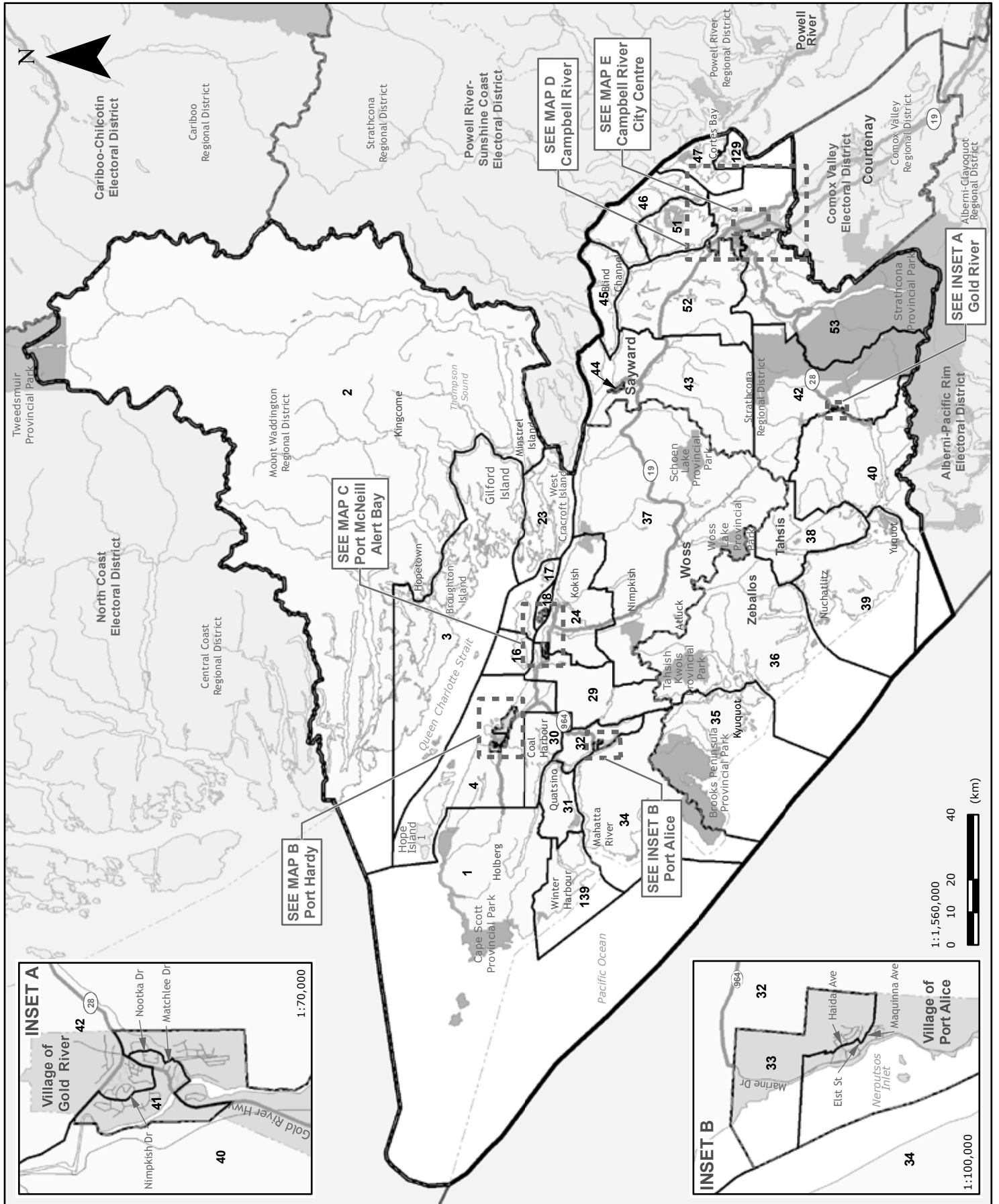
Rejected ballots	51	0.62%	Ballots cast
Registered voters who voted	8,191	52.85%	Registered voters

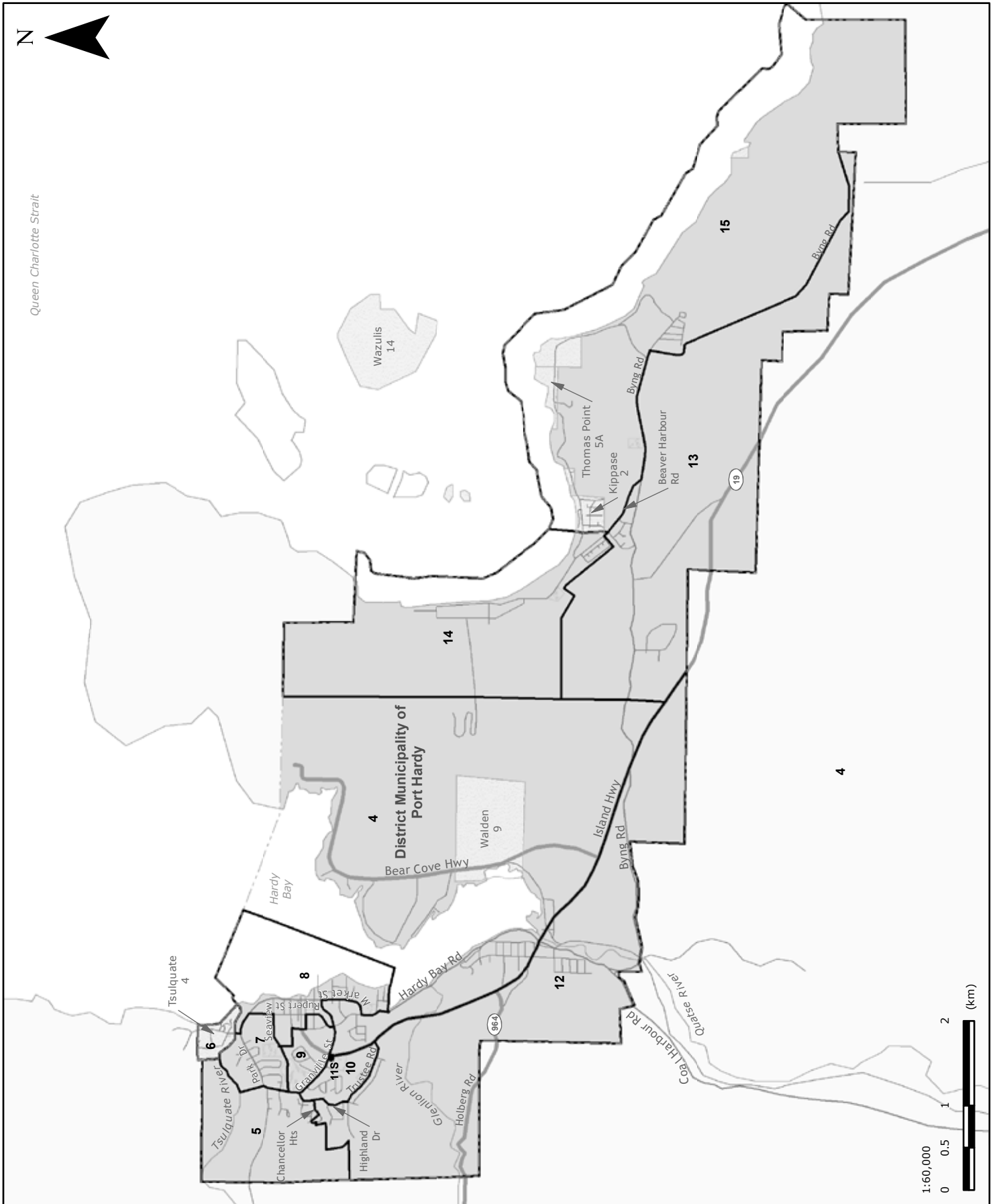
Registered voters **15,500**

Candidate elected: **Jennifer Rice (NDP)**

-
- *1 Voting areas 21S and 53S combined
 - *2 Voting areas 38, 40 and 41 combined
 - *3 Voting areas 51 and 60 combined

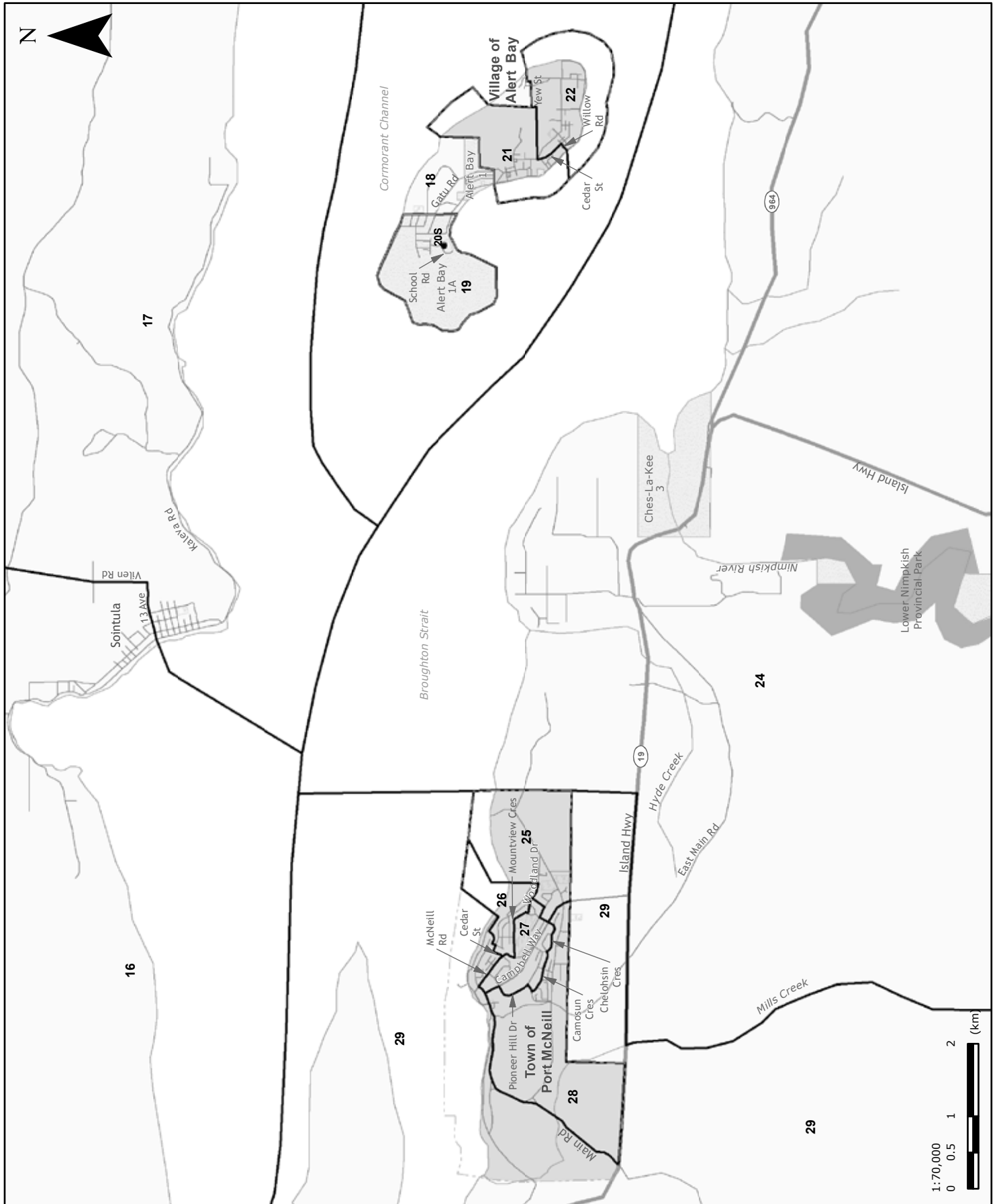
North Island (NOI)
MAP A - North Island Electoral District

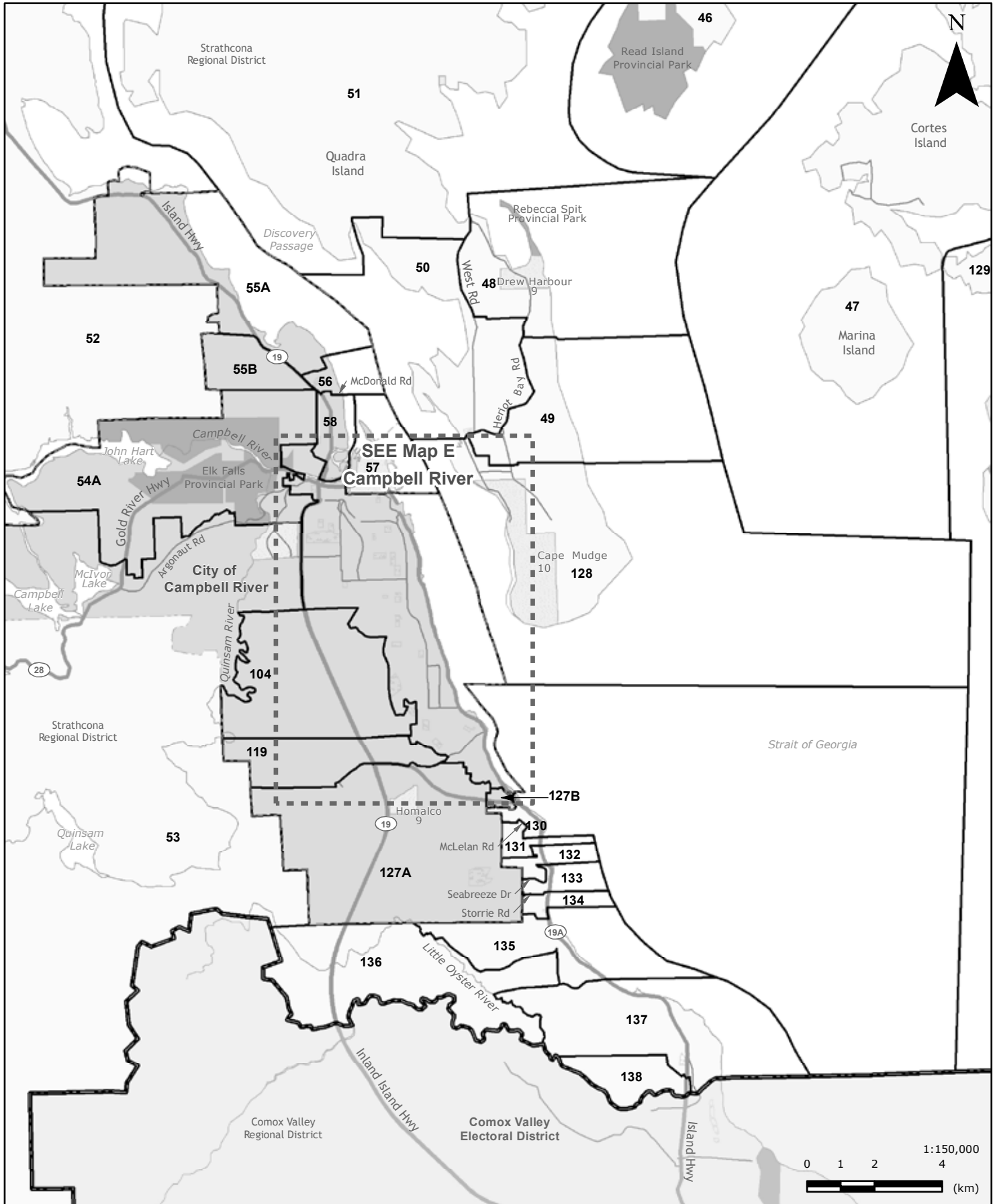




North Island (NOI)
MAP C - Port McNeill - Alert Bay

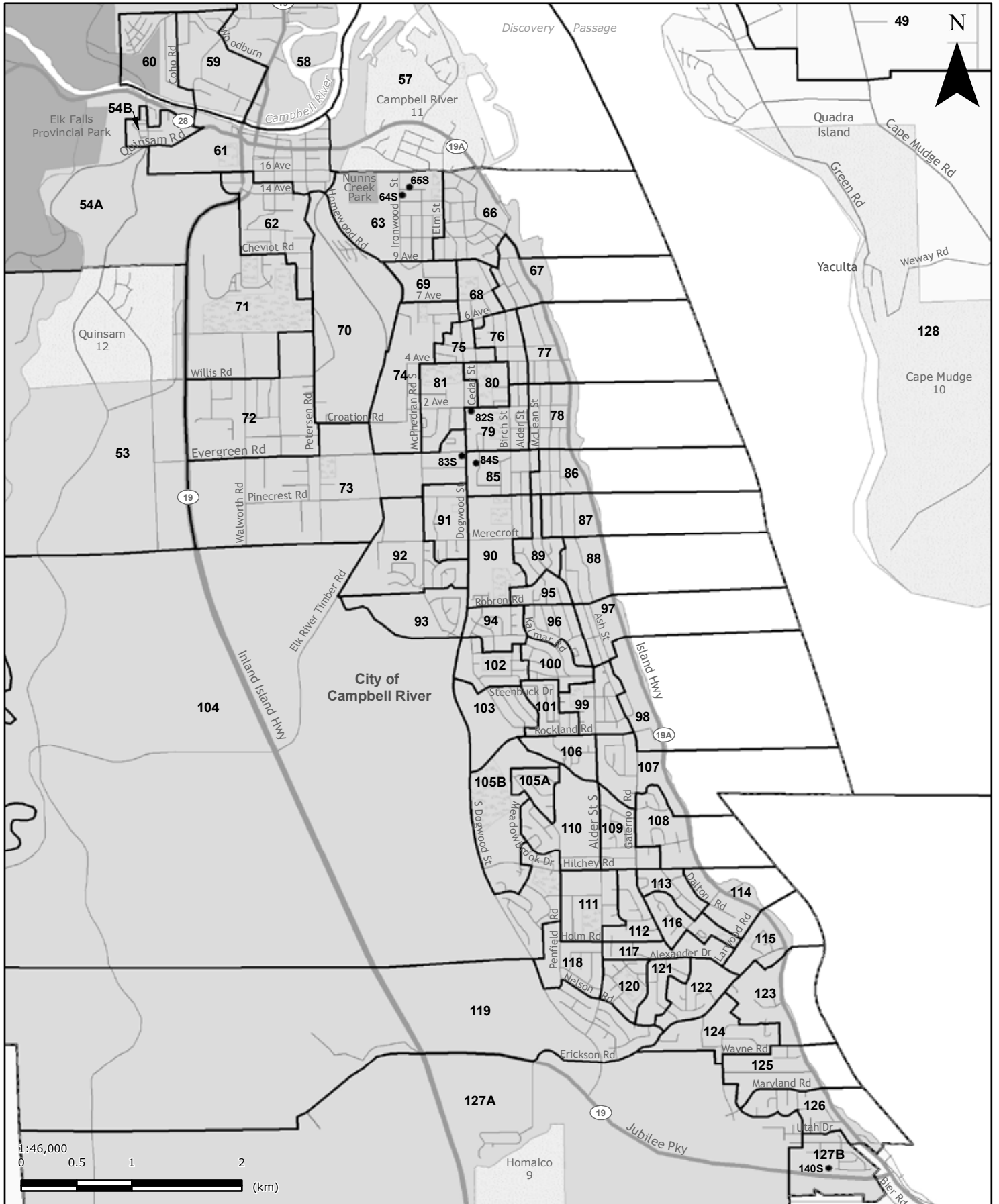
Statement of Votes
40th Provincial General Election
May 14, 2013





North Island (NOI)
MAP E - Campbell River City Centre

Statement of Votes
40th Provincial General Election
May 14, 2013



	Bob Bray	Nick Facey	Claire Felicity Trevena	Total valid votes	Rejected ballots	Registered voters
	CP	LIB	NDP			
Advance voting						
Campbell River Community Centre	250	1,666	1,672	3,588	21	
Gerry Morgan Memorial Centre	21	41	101	163	0	
Hardy Bay Seniors Centre	32	128	252	412	1	
Port McNeill Community Hall	26	165	191	382	1	
General voting						
Voting area						
1 *1	1	16	46	63	0	44
2 *1	-	-	-	-	-	52
3 *1	-	-	-	-	-	39
4	13	55	52	120	1	331
5	17	54	42	113	0	318
6	0	2	59	61	1	228
7	16	39	67	122	0	334
8	12	35	51	98	1	278
9	11	27	53	91	2	285
10	3	26	39	68	0	338
11S *8	-	-	-	-	-	14
12	10	55	57	122	0	320
13	15	36	42	93	0	227
14	7	56	59	122	1	300
15	2	11	50	63	0	248
16	18	23	101	142	2	252
17	19	25	111	155	7	296
18	1	4	68	73	0	185
19	1	7	89	97	0	254
20S *8	-	-	-	-	-	4
21	3	22	81	106	4	189
22	6	14	81	101	1	208
23 *2	-	-	-	-	-	13
24 *2	11	88	79	178	0	403
25	8	82	71	161	1	361
26	13	69	74	156	0	372
27	7	78	71	156	1	372
28	14	57	60	131	0	345
29	8	54	61	123	1	351
30 *3	12	46	46	104	0	232
31 *3	-	-	-	-	-	33
32	10	55	77	142	2	346
33 *4	13	64	102	179	2	327
34 *4	-	-	-	-	-	3
35	7	5	51	63	0	100
36 *5	9	30	33	72	1	136
37	6	28	61	95	1	164
38	7	32	93	132	1	265
39 *5	-	-	-	-	-	8
40	7	52	102	161	1	324

North Island (NOI)
Voting results by voting area

Statement of Votes
 40th Provincial General Election
 May 14, 2013

	Bob Bray	Nick Facey	Claire Felicity Trevena	Total valid votes	Rejected ballots	Registered voters
Voting area (continued)	CP	LIB	NDP			
41	7	71	87	165	1	366
42	11	64	75	150	0	355
43	21	98	100	219	3	393
44	8	35	52	95	1	234
45 *5	-	-	-	-	-	8
46	2	2	33	37	0	75
47	4	17	197	218	1	391
48	5	37	155	197	4	349
49	7	31	195	233	3	379
50	15	47	165	227	1	358
51	11	41	171	223	0	363
52	7	21	22	50	0	159
53	1	36	42	79	2	299
54A *6	-	-	-	-	-	157
54B *6	4	39	67	110	0	252
55A *7	-	-	-	-	-	243
55B *7	8	81	59	148	1	93
56	5	64	61	130	2	307
57	4	21	98	123	2	320
58	5	43	68	116	0	359
59	6	65	45	116	1	281
60	9	41	58	108	0	270
61	3	42	31	76	0	333
62	11	55	48	114	0	339
63	6	21	36	63	1	282
64S *8	10	24	49	83	2	54
65S *8	-	-	-	-	-	80
66	7	23	26	56	1	260
67	13	36	31	80	1	264
68	3	45	48	96	3	306
69	7	25	43	75	0	356
70	11	58	47	116	2	340
71	15	82	49	146	1	388
72	13	43	60	116	1	401
73	12	93	49	154	1	454
74	12	76	63	151	0	467
75	13	30	44	87	0	336
76	7	41	79	127	0	323
77	3	59	55	117	0	329
78	12	54	46	112	1	345
79	9	32	50	91	1	302
80	6	33	49	88	2	339
81	9	36	37	82	0	276
82S *9	5	16	24	45	1	97
83S *9	-	-	-	-	-	27
84S *9	-	-	-	-	-	3
85	9	51	68	128	1	383
86	5	87	45	137	0	365
87	6	79	39	124	0	367
88	10	82	45	137	0	365

Voting area (continued)	Bob Bray	Nick Facey	Claire Felicity Trevena	Total valid votes	Rejected ballots	Registered voters
	CP	LIB	NDP			
89	11	64	47	122	0	324
90	11	50	68	129	0	354
91	17	43	63	123	0	334
92	12	89	61	162	0	417
93	9	27	55	91	0	289
94	7	56	42	105	2	344
95	5	34	39	78	0	315
96	14	50	71	135	1	337
97	8	68	63	139	0	434
98	8	52	35	95	0	313
99	3	67	61	131	3	332
100	7	70	52	129	0	314
101	10	52	59	121	0	375
102	12	54	73	139	0	319
103	5	65	42	112	1	339
104	17	86	66	169	0	399
105A	11	69	37	117	0	240
105B	4	53	31	88	0	233
106	11	48	52	111	3	357
107	8	94	78	180	2	363
108	5	80	55	140	0	348
109	8	77	77	162	0	358
110	7	70	66	143	0	332
111	5	94	72	171	0	327
112	6	65	67	138	0	342
113	7	60	71	138	0	304
114	14	40	45	99	1	322
115	7	60	67	134	1	295
116	8	44	58	110	2	345
117	18	77	58	153	0	334
118	13	97	51	161	0	368
119	14	109	43	166	1	421
120	9	66	59	134	1	301
121	4	69	53	126	1	307
122	3	80	102	185	0	410
123	18	71	44	133	0	327
124	18	70	66	154	0	352
125	10	66	58	134	5	310
126	7	86	59	152	0	367
127A	8	130	83	221	0	574
127B	11	66	37	114	1	361
128	15	63	165	243	6	425
129	1	34	193	228	1	394
130	12	99	68	179	0	377
131	14	89	85	188	2	351
132	13	76	59	148	1	324
133	8	62	71	141	1	350
134	6	72	80	158	3	377
135	14	72	63	149	2	340
136	12	55	64	131	0	324

North Island (NOI)
Voting results by voting area

Statement of Votes
 40th Provincial General Election
 May 14, 2013

	Bob Bray	Nick Facey	Claire Felicity Trevena	Total valid votes	Rejected ballots	Registered voters
Voting area (continued)	CP	LIB	NDP			
137	23	90	81	194	0	353
138 *10	12	74	80	166	0	362
139 *10	-	-	-	-	-	11
140S *9	-	-	-	-	-	6
Sub totals	1,493	8,878	10,651	21,022	136	41,222
s. 98 Special	11	47	78	136	1	
s. 99 Absentee - in ED	49	390	441	880	2	
s. 100 Absentee - out of ED	15	66	78	159	11	
s. 101 Absentee - advance	4	32	37	73	3	
s. 104 Voting in DEO office	97	439	554	1,090	16	
s. 106 Voting by mail	6	31	46	83	1	
Grand totals	1,675	9,883	11,885	23,443	170	41,222
% of valid votes	7.14%	42.16%	50.70%			

Summary

Valid votes - General and advance	21,022	89.67%	Total valid votes
s. 98 Special	136	0.58%	Total valid votes
s. 99 Absentee - in ED	880	3.75%	Total valid votes
s. 100 Absentee - out of ED	159	0.68%	Total valid votes
s. 101 Absentee - advance	73	0.31%	Total valid votes
s. 104 Voting in DEO office	1,090	4.66%	Total valid votes
s. 106 Voting by mail	83	0.35%	Total valid votes

Total valid votes **23,443**

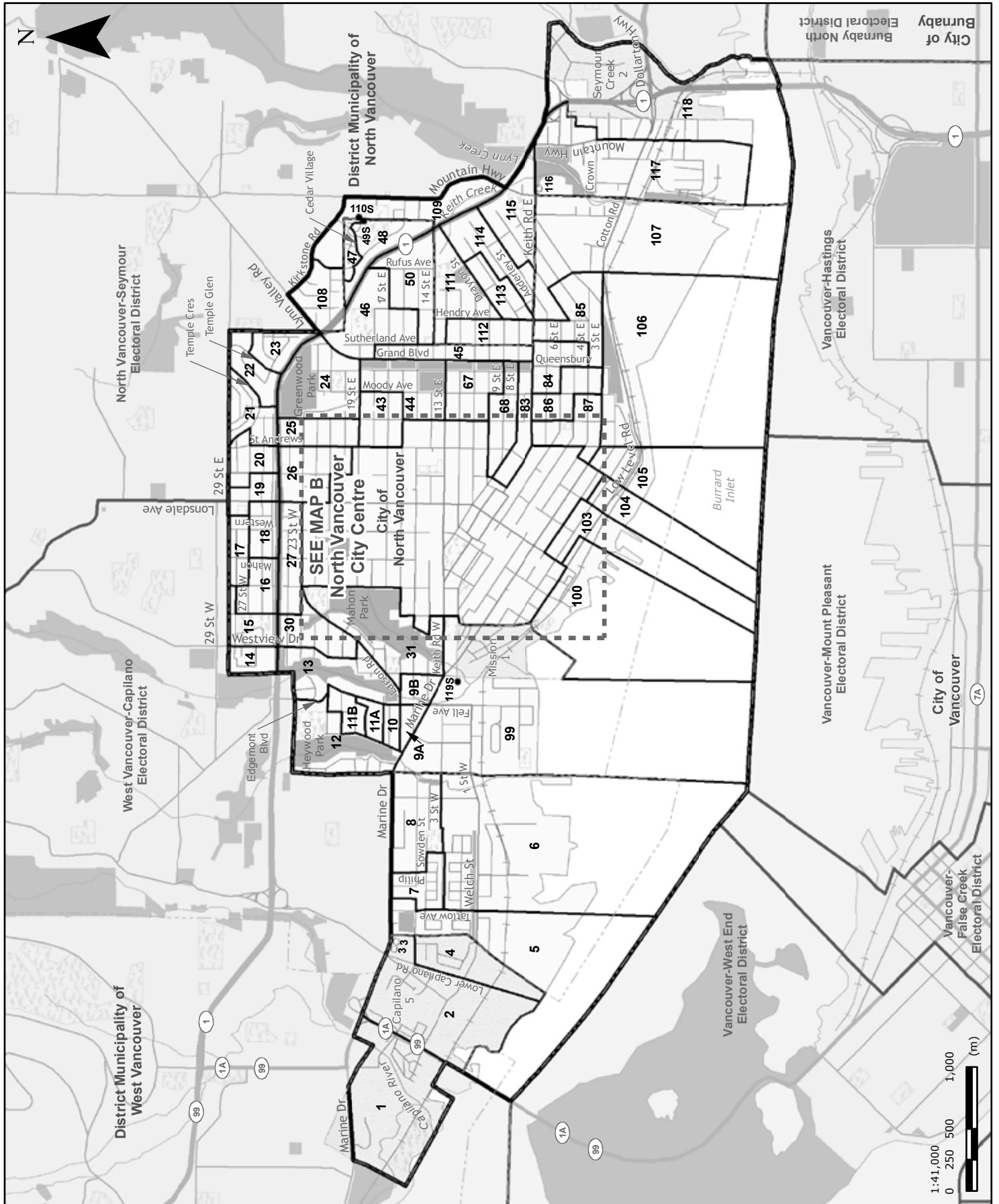
Rejected ballots 170 0.72% Ballots cast
 Registered voters who voted 23,613 57.28% Registered voters

Registered voters **41,222**

Candidate elected: **Claire Felicity Trevena (NDP)**

- *1 Voting areas 1, 2 and 3 combined
- *2 Voting areas 23 and 24 combined
- *3 Voting areas 30 and 31 combined
- *4 Voting areas 33 and 34 combined
- *5 Voting areas 36, 39 and 45 combined
- *6 Voting areas 54A and 54B combined
- *7 Voting areas 55A and 55B combined
- *8 Voting areas 11S, 20S, 64S and 65S combined
- *9 Voting areas 82S, 83S, 84S and 140S combined
- *10 Voting areas 138 and 139 combined

North Vancouver-Lonsdale (NVL) MAP A - North Vancouver-Lonsdale Electoral District



North Vancouver-Lonsdale (NVL)
MAP B - North Vancouver City Centre



	Kimball Cariou COMM	Ryan Conroy GP	Carra- Lynn Hodgson BCP	Craig Keating NDP	Allan John Molyneaux CP	Laurence Watt LBN	Naomi Yamamoto LIB	Total valid votes	Rejected ballots	Registered voters
Advance voting										
Holy Trinity Catholic Church	1	103	0	586	49	4	667	1,410	6	
North Shore Neighbourhood House	5	164	7	1,027	66	11	791	2,071	10	
St. John the Evangelist Church	1	103	1	810	66	9	783	1,773	10	
General voting										
Voting area										
1	0	7	0	15	1	1	43	67	0	130
2	0	15	0	93	7	2	31	148	0	432
3	1	5	0	20	3	0	14	43	0	269
4	0	14	0	65	0	1	8	88	0	273
5	1	19	0	64	6	1	87	178	0	347
6	0	27	1	64	7	0	108	207	0	349
7	0	22	0	53	6	0	93	174	0	303
8	0	15	1	44	7	0	83	150	0	303
9A	0	3	1	33	2	0	27	66	1	227
9B	0	8	0	40	6	1	62	117	0	292
10	3	12	1	74	0	1	88	179	0	393
11A	0	11	0	62	7	0	50	130	1	324
11B	0	10	0	38	2	0	44	94	0	171
12	1	14	0	31	4	2	85	137	0	303
13	0	8	0	62	5	0	58	133	0	319
14	2	13	0	46	4	2	40	107	0	299
15	0	13	0	65	12	0	76	166	1	355
16	1	9	0	38	9	1	85	143	0	292
17	0	14	1	32	1	1	68	117	1	333
18	0	5	0	28	3	4	46	86	0	346
19	1	15	0	52	5	0	64	137	0	387
20	0	12	1	30	5	1	78	127	0	349
21	0	14	0	42	4	1	85	146	0	375
22	0	5	1	32	2	2	75	117	2	349
23	0	6	0	24	2	2	67	101	0	292
24	0	11	0	71	4	2	102	190	0	388
25	0	13	0	58	6	0	76	153	2	343
26	1	16	0	60	8	0	84	169	1	368
27	0	19	0	76	4	1	81	181	0	409
28	0	6	0	72	5	2	104	189	1	544
29	0	18	0	82	4	0	69	173	0	332
30	3	8	0	42	4	0	85	142	0	326
31	2	18	2	60	1	2	64	149	0	345
32	0	16	0	59	3	0	39	117	0	269
33	1	11	2	42	6	2	38	102	0	371
34	0	16	0	75	3	1	46	141	1	368
35	0	15	1	69	3	3	57	148	0	386
36	1	9	1	35	6	0	39	91	0	308
37	1	9	0	47	1	0	63	121	0	381
38	0	10	0	39	1	2	70	122	0	304

North Vancouver-Lonsdale (NVL)
Voting results by voting area

Statement of Votes
 40th Provincial General Election
 May 14, 2013

	Kimball Cariou	Ryan Conroy	Carra- Lynn Hodgson	Craig Keating	Allan John Molyneaux	Laurence Watt	Naomi Yamamoto	Total valid votes	Rejected ballots	Registered voters
Voting area (continued)	COMM	GP	BCP	NDP	CP	LBN	LIB			
39	0	15	0	54	3	2	36	110	4	323
40	0	13	1	51	12	0	74	151	1	321
41	0	13	0	47	4	1	43	108	0	313
42	1	11	2	61	3	0	55	133	0	373
43	0	11	0	55	5	0	83	154	0	367
44	0	16	0	51	3	1	110	181	2	357
45	1	18	1	62	4	0	85	171	1	348
46	1	15	0	69	5	1	104	195	0	375
47	0	15	1	59	5	0	96	176	1	282
48	0	13	1	52	4	0	67	137	2	275
49S *1	-	-	-	-	-	-	-	-	-	26
50	0	8	1	64	6	2	88	169	0	315
51	0	12	2	67	1	0	61	143	0	445
52S *1	1	10	7	27	27	6	63	141	2	186
53	2	12	1	45	4	1	48	113	0	326
54	3	10	0	20	5	0	54	92	0	222
55	0	3	0	28	4	1	34	70	0	209
56	1	22	0	55	8	0	70	156	1	409
57	1	26	0	42	10	1	62	142	0	361
58	0	12	0	57	5	3	70	147	1	355
59	0	14	0	59	5	2	90	170	0	484
60	1	16	0	37	5	1	50	110	0	301
61	1	15	0	49	2	2	63	132	1	450
62	0	15	0	30	6	0	62	113	0	310
63	0	7	1	38	1	1	38	86	0	263
64	1	12	1	57	3	1	45	120	0	351
65	1	8	0	51	3	0	45	108	2	361
66	1	14	0	47	3	1	56	122	0	333
67	0	30	1	81	10	0	95	217	1	376
68	1	21	0	89	3	2	83	199	1	399
69	0	19	0	48	13	1	88	169	0	345
70	0	7	0	39	5	2	66	119	0	289
71	1	22	1	48	8	0	78	158	1	442
72A	0	3	1	22	2	0	26	54	0	206
72B	0	8	0	37	2	0	40	87	0	289
73	0	12	0	57	3	0	42	114	0	338
74	0	12	0	58	5	1	34	110	0	418
75	4	10	0	59	8	1	50	132	1	361
76	1	24	0	55	5	1	61	147	1	383
77	0	11	0	57	4	2	27	101	1	281
78	1	22	0	74	4	0	57	158	0	343
79	0	20	0	49	3	3	54	129	0	383
80	0	15	0	65	1	0	39	120	0	376
81	1	16	1	38	1	0	29	86	0	263
82	0	20	1	62	5	1	89	178	0	320
83	0	15	0	95	9	3	83	205	0	403
84	0	22	1	59	2	1	92	177	0	361
85	2	12	0	72	15	1	100	202	0	394
86	0	22	1	65	10	3	79	180	2	387
87	0	24	1	78	6	0	78	187	1	404

	Kimball Cariou	Ryan Conroy	Carra- Lynn Hodgson	Craig Keating	Allan John Molyneaux	Laurence Watt	Naomi Yamamoto	Total valid votes	Rejected ballots	Registered voters
Voting area (continued)	COMM	GP	BCP	NDP	CP	LBN	LIB			
88	0	22	0	52	7	1	92	174	0	382
89	0	17	1	45	3	2	68	136	2	384
90	0	25	1	63	3	2	44	138	0	368
91	0	9	1	61	5	1	77	154	0	329
92	1	10	1	51	2	1	18	84	1	289
93	0	12	0	39	6	3	53	113	0	313
94	0	6	0	24	4	2	24	60	0	276
95	0	16	0	37	6	2	91	152	2	371
96	0	9	1	43	5	2	91	151	4	364
97	1	21	1	81	10	0	44	158	0	382
98	0	20	1	75	4	0	39	139	2	392
99	0	11	0	56	0	1	31	99	0	346
100	0	10	3	37	5	1	116	172	0	537
101	1	9	0	28	2	1	51	92	0	239
102	2	15	1	68	4	2	92	184	0	408
103	1	14	0	40	0	0	52	107	1	263
104	3	18	1	37	2	1	56	118	0	323
105	0	14	0	59	3	3	37	116	0	329
106	0	7	2	68	5	1	48	131	0	346
107	0	18	2	62	7	1	97	187	0	346
108	0	6	0	61	3	0	93	163	0	361
109	1	17	1	63	12	1	102	197	0	386
110S	1	1	1	13	7	0	15	38	0	57
111	0	18	1	90	11	0	92	212	0	399
112	0	15	0	73	2	0	103	193	0	335
113	0	13	0	76	5	0	85	179	0	313
114	0	11	1	70	4	0	106	192	1	388
115	2	13	0	71	8	0	81	175	1	360
116	0	6	0	25	5	1	53	90	0	223
117	1	13	1	37	2	2	46	102	0	265
118	0	13	0	67	4	0	25	109	0	361
119S *1	-	-	-	-	-	-	-	-	-	37
Sub totals	67	1,993	69	8,770	766	142	9,987	21,794	78	40,528
s. 98 Special	0	4	0	56	3	0	27	90	2	
s. 99 Absentee - in ED	2	156	6	549	38	11	495	1,257	29	
s. 100 Absentee - out of ED	0	54	1	183	10	2	225	475	26	
s. 101 Absentee - advance	0	9	0	89	6	0	96	200	1	
s. 104 Voting in DEO office	1	32	1	172	7	0	181	394	6	
s. 106 Voting by mail	1	9	0	53	3	1	49	116	3	
Grand totals	71	2,257	77	9,872	833	156	11,060	24,326	145	40,528
% of valid votes	0.29%	9.28%	0.32%	40.58%	3.42%	0.64%	45.47%			

North Vancouver-Lonsdale (NVL)
Voting results by voting area

Summary

Valid votes - General and advance	21,794	89.59%	Total valid votes
s. 98 Special	90	0.37%	Total valid votes
s. 99 Absentee - in ED	1,257	5.17%	Total valid votes
s. 100 Absentee - out of ED	475	1.95%	Total valid votes
s. 101 Absentee - advance	200	0.82%	Total valid votes
s. 104 Voting in DEO office	394	1.62%	Total valid votes
s. 106 Voting by mail	116	0.48%	Total valid votes

Total valid votes **24,326**

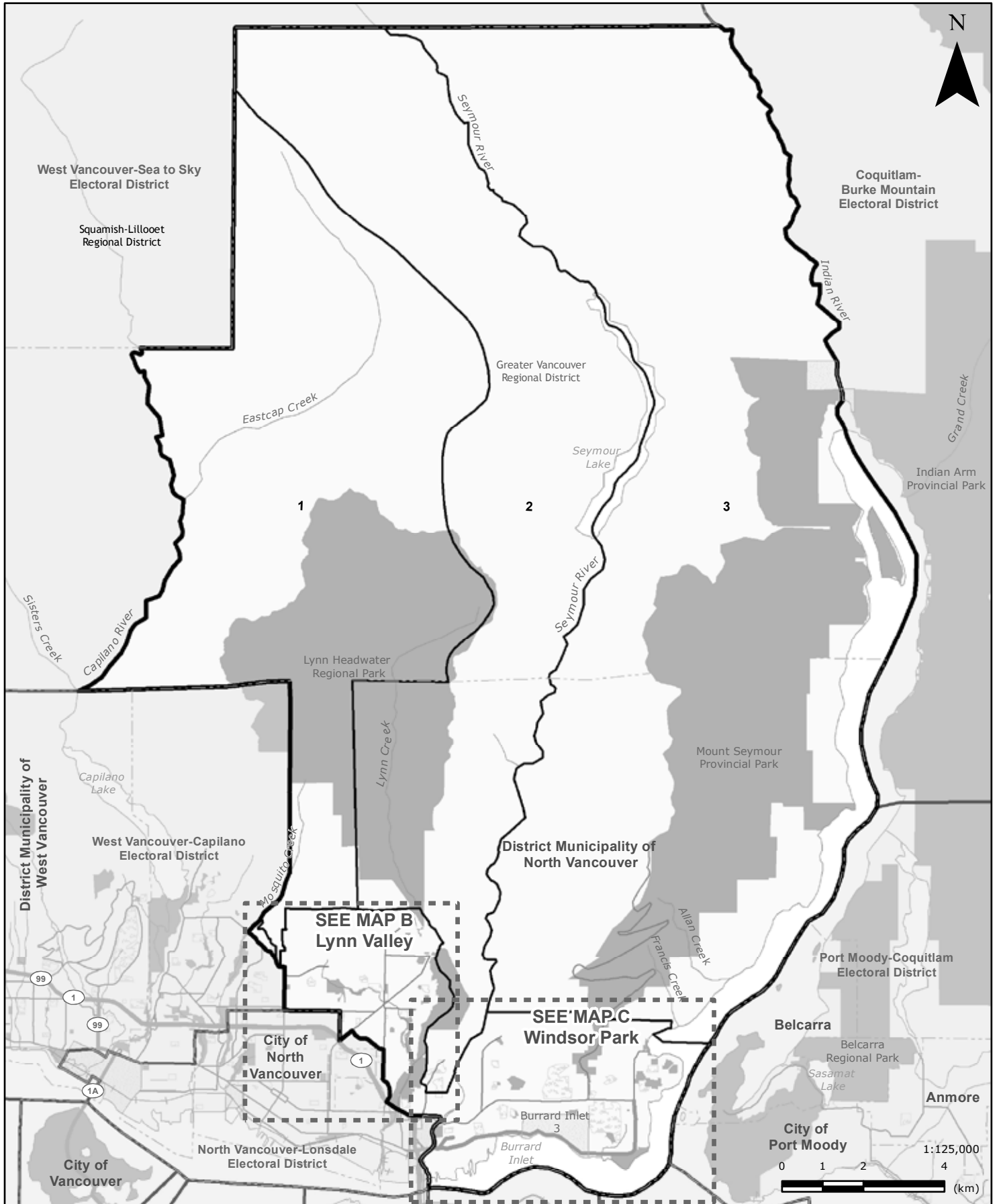
Rejected ballots	145	0.59%	Ballots cast
Registered voters who voted	24,471	60.38%	Registered voters

Registered voters **40,528**

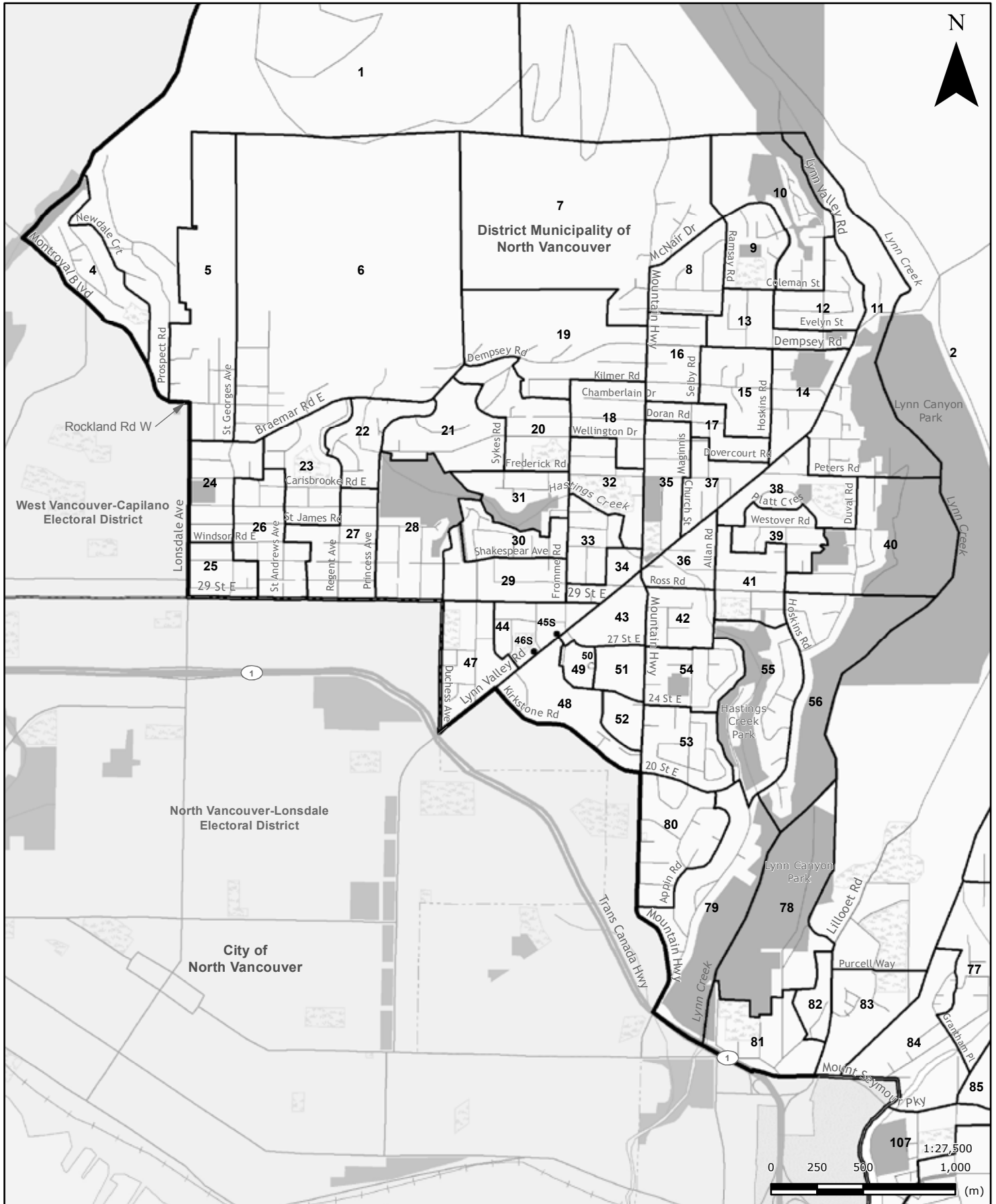
Candidate elected: **Naomi Yamamoto (LIB)**

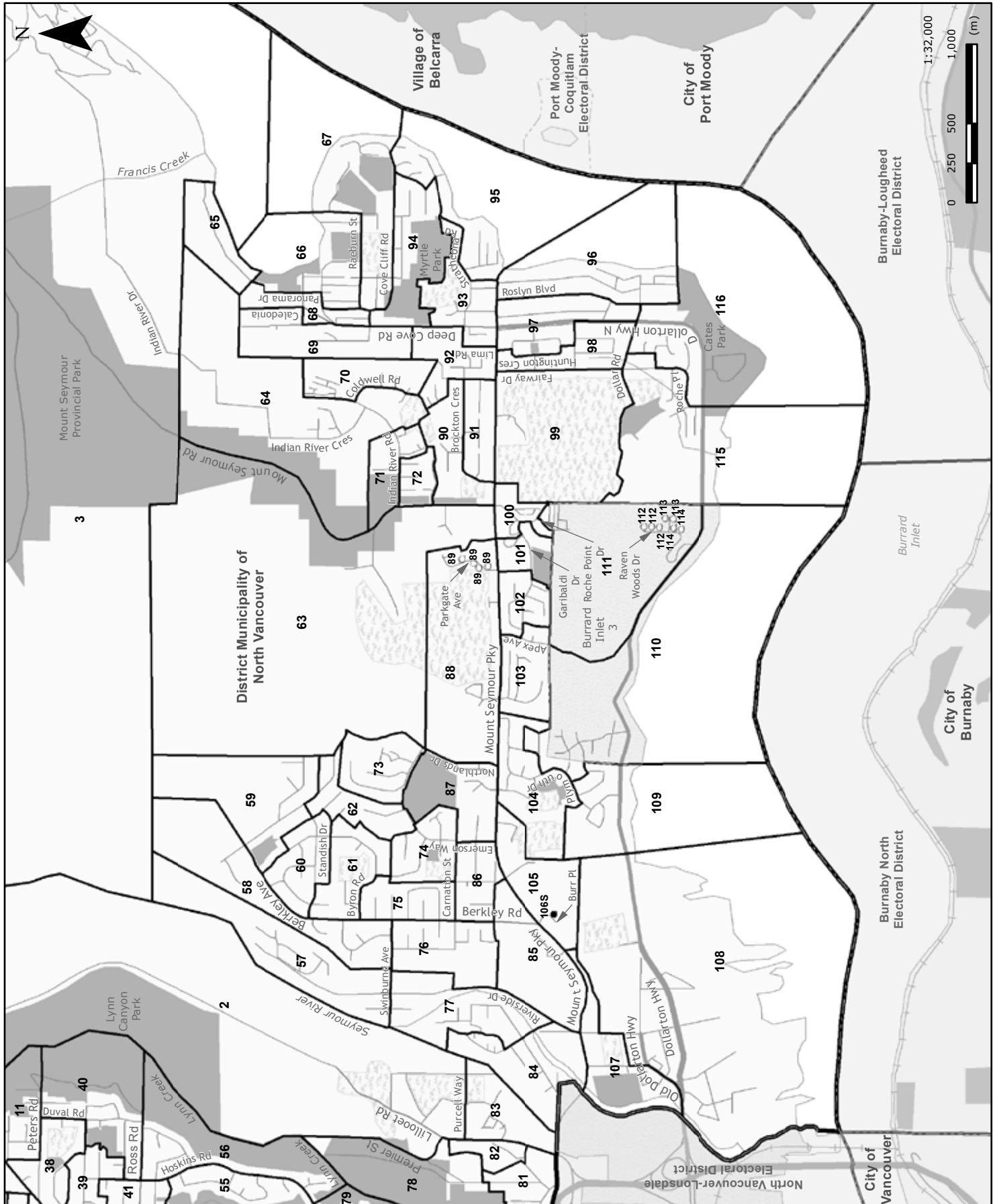
*1 Voting areas 49S, 52S and 119S combined

North Vancouver-Seymour (NVS)
MAP A - North Vancouver-Seymour Electoral District



**North Vancouver-Seymour (NVS)
MAP B - Lynn Valley**





North Vancouver-Seymour (NVS)
Voting results by voting area

Statement of Votes
 40th Provincial General Election
 May 14, 2013

	Jim Hanson	Daniel Scott Smith	Jane Thorntwaite	Jaime Alexandra Webbe	Brian R. Wilson	Total valid votes	Rejected ballots	Registered voters
	NDP	GP	LIB	IND	CP			
Advance voting								
Karen Magnussen Community Recreation Centre	786	104	1,008	48	101	2,047	0	
North Lonsdale United Church	213	44	419	8	33	717	0	
Parkgate Community Centre	909	137	1,478	131	139	2,794	3	
General voting								
Voting area								
1	31	11	84	1	4	131	0	346
2	50	18	77	4	5	154	0	287
3	20	6	46	8	2	82	0	228
4	32	10	72	0	1	115	0	346
5	29	13	94	4	11	151	1	390
6	44	4	112	5	8	173	0	367
7	65	11	88	3	10	177	0	367
8	55	19	115	6	10	205	0	359
9	69	20	87	9	18	203	0	344
10	61	20	119	8	6	214	1	359
11	63	13	79	7	6	168	0	344
12	54	10	90	14	6	174	1	321
13	52	15	83	8	9	167	1	312
14	62	8	88	6	9	173	0	363
15	63	15	94	4	9	185	0	332
16	48	10	81	8	8	155	0	329
17	76	11	58	6	3	154	0	278
18	66	24	87	3	7	187	1	357
19	37	11	124	2	2	176	0	404
20	48	7	76	2	12	145	0	382
21	37	6	77	3	7	130	0	363
22	22	13	76	3	10	124	1	286
23	19	12	110	10	7	158	0	317
24	41	16	78	5	5	145	0	348
25	33	5	77	1	6	122	0	301
26	49	23	88	1	9	170	1	353
27	50	13	75	7	11	156	0	332
28	48	22	94	5	5	174	0	361
29	58	15	91	6	9	179	0	343
30	65	10	68	10	4	157	0	317
31	59	8	75	6	8	156	0	316
32	76	22	81	4	6	189	0	374
33	67	13	88	6	8	182	2	393
34	52	6	40	6	2	106	0	343
35	71	13	94	8	4	190	0	362
36	54	14	52	6	6	132	0	312
37	55	17	91	9	14	186	1	316
38	65	7	85	10	9	176	0	369
39	50	15	72	8	4	149	0	300
40	61	25	81	10	8	185	1	334

North Vancouver-Seymour (NVS)
Voting results by voting area

Voting area (continued)	Jim Hanson	Daniel Scott Smith	Jane Thorntwaite	Jaime Alexandra Webbe	Brian R. Wilson	Total valid votes	Rejected ballots	Registered voters
	NDP	GP	LIB	IND	CP			
41	66	18	89	7	7	187	0	319
42	32	8	39	2	7	88	0	229
43	41	11	43	4	3	102	1	288
44	34	7	67	0	6	114	0	321
45S	20	6	35	2	7	70	2	160
46S *1	11	7	24	1	7	50	3	96
47	50	16	74	5	8	153	0	332
48	31	5	54	2	7	99	0	259
49	104	24	86	2	9	225	0	437
50	48	4	49	2	9	112	1	198
51	49	17	43	3	2	114	1	318
52	65	19	37	10	13	144	0	342
53	58	13	92	11	6	180	0	371
54	60	13	105	7	8	193	0	413
55	50	14	109	7	7	187	0	346
56	66	16	88	11	10	191	0	369
57	54	11	62	11	7	145	1	377
58	64	18	125	10	6	223	0	379
59	39	8	131	3	9	190	0	346
60	48	25	116	14	6	209	1	364
61	57	6	115	15	4	197	0	370
62	48	7	127	4	1	187	0	345
63	16	5	56	3	3	83	1	348
64	34	9	122	8	15	188	1	393
65	35	4	61	14	9	123	0	287
66	63	17	73	16	7	176	0	377
67	54	14	83	13	7	171	0	347
68	46	7	46	11	8	118	0	334
69	61	13	75	11	3	163	0	361
70	31	9	88	5	2	135	1	313
71	53	5	95	8	3	164	0	340
72	55	13	94	10	10	182	1	376
73	14	4	103	4	6	131	1	377
74	30	6	113	7	6	162	1	342
75	36	7	102	6	12	163	0	337
76	26	5	83	1	3	118	0	339
77	45	9	81	7	4	146	0	369
78	65	17	47	3	12	144	0	349
79	58	21	82	5	7	173	0	398
80	63	12	75	4	12	166	0	417
81	45	15	75	9	9	153	0	333
82	85	20	75	6	8	194	0	374
83	53	22	63	8	10	156	1	343
84	42	15	72	5	7	141	0	341
85	34	7	48	2	4	95	0	309
86	50	5	57	3	5	120	0	325
87	35	7	66	3	6	117	0	294
88	28	5	90	4	11	138	0	331
89	32	10	39	6	10	97	1	223
90	70	9	82	10	5	176	0	397

North Vancouver-Seymour (NVS)
Voting results by voting area

Statement of Votes
 40th Provincial General Election
 May 14, 2013

Voting area (continued)	Jim Hanson	Daniel Scott Smith	Jane Thorntwaite	Jaime Alexandra Webbe	Brian R. Wilson	Total valid votes	Rejected ballots	Registered voters
	NDP	GP	LIB	IND	CP			
91	46	11	68	11	6	142	1	346
92	55	11	91	6	9	172	0	389
93	88	17	69	11	2	187	0	346
94	59	13	61	12	0	145	1	310
95	54	14	105	14	6	193	0	365
96	22	8	104	6	6	146	0	323
97	54	6	84	18	4	166	1	340
98	43	16	100	8	6	173	0	333
99	33	5	67	11	8	124	0	302
100	27	3	77	2	13	122	0	343
101	43	10	81	9	3	146	2	334
102	31	9	61	5	6	112	0	376
103	24	6	51	3	4	88	0	340
104	38	15	53	5	5	116	0	294
105	54	10	81	6	7	158	2	340
106S *1	-	-	-	-	-	-	-	188
107	44	27	39	3	9	122	0	296
108	62	11	44	5	11	133	0	329
109	50	11	87	11	5	164	0	345
110	89	8	32	8	6	143	0	283
111	42	9	51	8	8	118	1	398
112	52	7	59	2	1	121	0	401
113	33	12	38	6	3	92	0	282
114	31	6	42	2	3	84	0	271
115	35	14	63	7	3	122	2	345
116	71	18	68	12	3	172	0	359
Sub totals	7,499	1,658	11,784	935	1,051	22,927	42	38,786
s. 98 Special	30	6	37	3	7	83	3	
s. 99 Absentee - in ED	417	119	577	71	63	1,247	6	
s. 100 Absentee - out of ED	209	60	246	20	18	553	23	
s. 101 Absentee - advance	37	11	53	3	7	111	3	
s. 104 Voting in DEO office	291	41	437	43	53	865	6	
s. 106 Voting by mail	41	2	52	6	7	108	6	
Grand totals	8,524	1,897	13,186	1,081	1,206	25,894	89	38,786
% of valid votes	32.92%	7.33%	50.92%	4.17%	4.66%			

Summary

Valid votes - General and advance	22,927	88.54%	Total valid votes
s. 98 Special	83	0.32%	Total valid votes
s. 99 Absentee - in ED	1,247	4.82%	Total valid votes
s. 100 Absentee - out of ED	553	2.13%	Total valid votes
s. 101 Absentee - advance	111	0.43%	Total valid votes
s. 104 Voting in DEO office	865	3.34%	Total valid votes
s. 106 Voting by mail	108	0.42%	Total valid votes

Total valid votes **25,894**

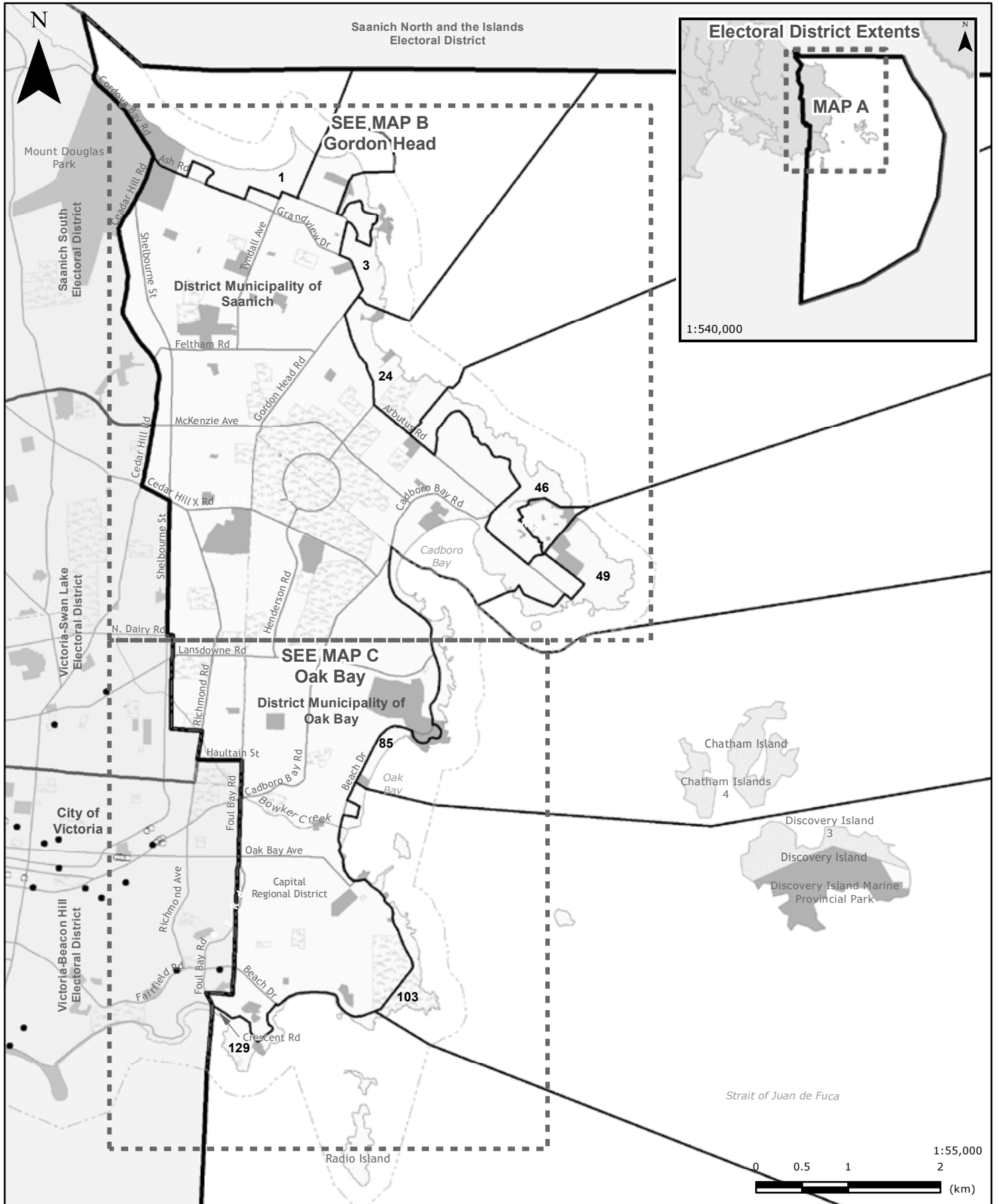
Rejected ballots	89	0.34%	Ballots cast
Registered voters who voted	25,983	66.99%	Registered voters

Registered voters **38,786**

Candidate elected: **Jane Thornthwaite (LIB)**

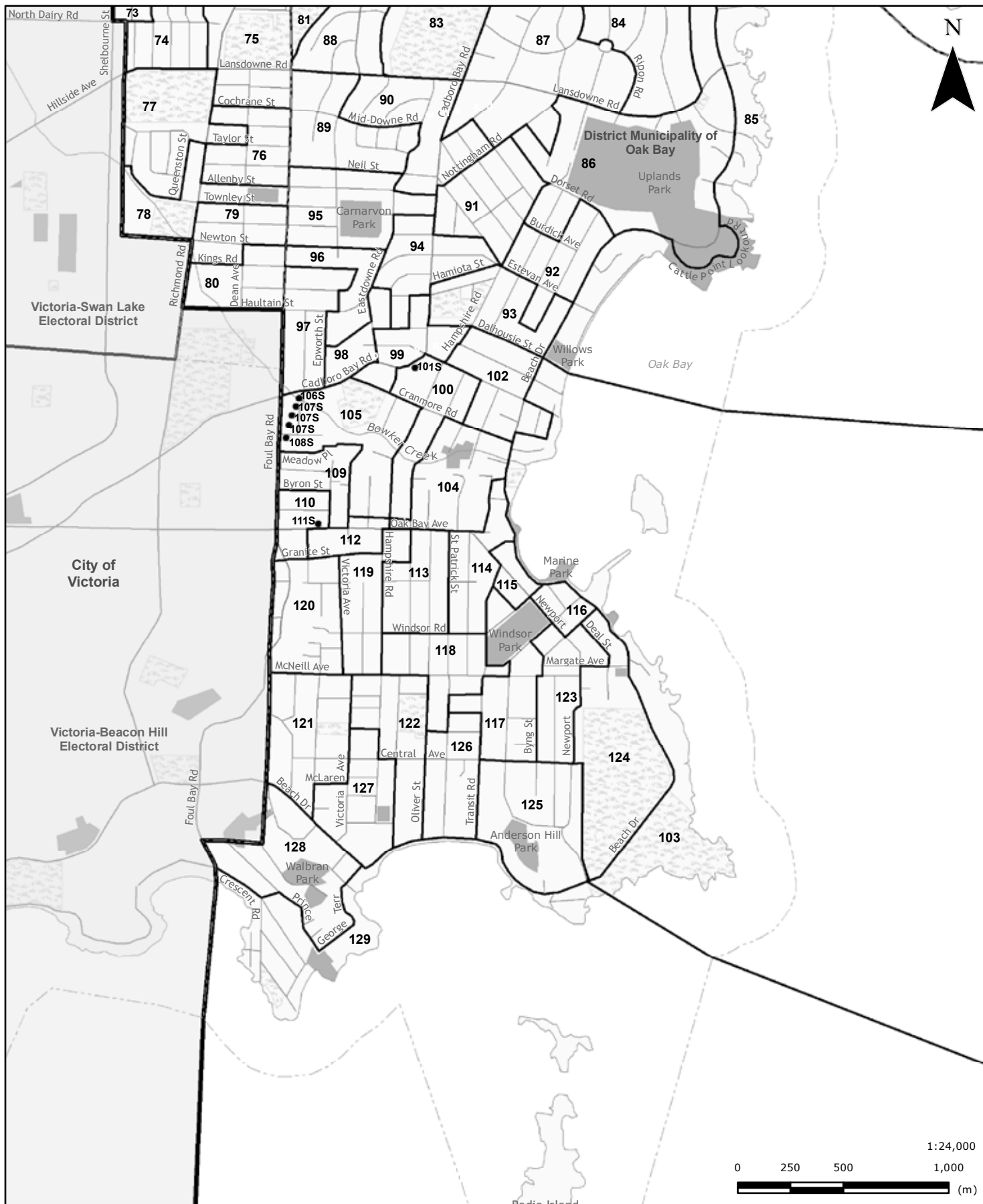
*1 Voting areas 46S and 106S combined

Oak Bay-Gordon Head (OBG)
MAP A - Oak Bay-Gordon Head Electoral District





**Oak Bay-Gordon Head (OBG)
MAP C - Oak Bay**



	Ida Chong	Greg Kazakoff	Jessica Van der Veen	Andrew Weaver	Total valid votes	Rejected ballots	Registered voters
	LIB	CP	NDP	GP			
Advance voting							
Cadboro Bay United Church	477	29	349	663	1,518	3	
Emmanuel Baptist Church	809	49	797	958	2,613	5	
Glenlyon Norfolk School	701	29	639	842	2,211	4	
General voting							
Voting area							
1	58	4	33	80	175	0	333
2	62	3	45	105	215	0	329
3	57	2	26	72	157	0	308
4	69	2	34	70	175	1	358
5	52	3	46	84	185	2	374
6	50	3	56	63	172	2	337
7	52	1	46	63	162	0	297
8	61	2	34	61	158	0	305
9	58	3	57	69	187	1	359
10	57	2	45	67	171	0	316
11	71	8	63	60	202	1	378
12	72	7	51	101	231	0	353
13	52	2	57	93	204	1	368
14	45	5	33	72	155	0	363
15	39	3	59	68	169	0	324
16	66	5	54	68	193	1	331
17	45	6	68	67	186	3	369
18	48	4	75	56	183	1	373
19	51	5	47	65	168	2	357
20	57	1	57	83	198	0	363
21	45	5	55	50	155	0	331
22	45	5	46	67	163	0	338
23	43	5	24	77	149	0	304
24	46	1	34	65	146	1	356
25	41	0	40	73	154	1	316
26	47	1	46	57	151	1	322
27	60	3	55	62	180	0	367
28	54	12	61	60	187	0	362
29	21	1	45	46	113	0	299
30S	40	9	15	15	79	1	122
31	22	4	61	63	150	0	357
32	42	3	28	44	117	1	341
33S	19	3	15	23	60	1	90
34	28	1	52	52	133	0	284
35	63	3	28	43	137	2	285
36	51	4	45	65	165	0	374
37	21	0	56	41	118	0	302
38	26	1	53	17	97	1	314
39	36	4	48	42	130	0	341
40	23	4	40	49	116	0	388

Oak Bay-Gordon Head (OBG)
Voting results by voting area

Statement of Votes
 40th Provincial General Election
 May 14, 2013

	Ida Chong	Greg Kazakoff	Jessica Van der Veen	Andrew Weaver	Total valid votes	Rejected ballots	Registered voters
Voting area (continued)	LIB	CP	NDP	GP			
41S	26	4	12	23	65	0	82
42	48	1	32	60	141	0	312
43	46	0	29	69	144	3	303
44	32	2	35	53	122	0	310
46	51	8	29	70	158	2	359
47	66	0	27	64	157	1	317
48	80	3	8	30	121	0	289
49	57	4	17	92	170	1	373
50	68	2	20	98	188	0	340
51	57	2	20	49	128	0	298
52	39	0	50	63	152	0	322
53	45	1	33	70	149	1	292
54 *1	30	1	15	36	82	0	200
55 *2	-	-	-	-	-	-	76
56 *1	-	-	-	-	-	-	99
57 *2	6	0	39	29	74	0	236
58 *2	-	-	-	-	-	-	102
59	32	7	52	44	135	0	278
60	24	6	40	36	106	2	257
61	53	1	65	72	191	0	359
62	28	7	49	36	120	2	309
63	25	1	32	46	104	1	257
64	47	5	54	77	183	1	306
65	18	3	50	76	147	0	299
66	31	1	43	96	171	1	301
67	33	4	64	45	146	2	273
68	30	2	53	33	118	0	262
69S	12	3	9	8	32	3	47
70	25	2	45	41	113	0	299
71	39	3	26	53	121	0	282
72	28	2	60	77	167	1	332
73	32	1	56	55	144	0	306
74	45	9	66	50	170	1	362
75	40	4	63	70	177	0	341
76	40	1	60	52	153	0	328
77	40	1	73	44	158	0	306
78	17	1	71	35	124	0	327
79	30	2	47	71	150	0	317
80	29	2	50	40	121	0	260
81	51	1	35	66	153	1	339
82	42	3	35	75	155	0	331
83	45	1	24	51	121	0	282
84	76	4	16	42	138	0	325
85	44	7	21	24	96	0	297
86	45	1	17	54	117	0	304
87	67	2	17	49	135	0	322
88	52	6	25	42	125	0	269
89	51	1	39	60	151	1	352
90	52	0	37	64	153	1	354
91	34	2	42	52	130	1	355

	Ida Chong	Greg Kazakoff	Jessica Van der Veen	Andrew Weaver	Total valid votes	Rejected ballots	Registered voters
Voting area (continued)	LIB	CP	NDP	GP			
92	22	0	33	52	107	0	313
93	38	2	37	63	140	1	329
94	38	2	41	86	167	0	372
95	35	0	35	66	136	0	384
96	23	3	60	69	155	0	332
97	24	3	55	79	161	1	327
98	28	0	44	41	113	0	279
99	22	1	60	69	152	0	330
100	50	3	31	44	128	0	309
101S	43	6	30	8	87	3	275
102	34	4	46	59	143	0	316
103	33	1	15	49	98	0	265
104	45	2	25	65	137	0	311
105	34	5	40	63	142	0	281
106S *3	24	3	40	27	94	0	53
107S *3	-	-	-	-	-	-	109
108S	46	4	21	23	94	1	114
109	32	4	40	59	135	0	257
110	24	7	34	50	115	0	303
111S	32	4	12	24	72	0	87
112	20	1	30	28	79	0	300
113	36	3	27	45	111	0	327
114	26	1	28	51	106	0	301
115	14	1	16	25	56	0	294
116	8	1	14	26	49	0	253
117	38	3	39	91	171	0	321
118	40	2	62	84	188	0	337
119	26	1	45	70	142	2	269
120	34	3	39	64	140	0	293
121	48	1	50	90	189	0	349
122	54	3	54	102	213	0	373
123	54	3	41	58	156	0	304
124	43	1	21	27	92	0	283
125	44	1	18	57	120	0	292
126	43	2	46	85	176	0	290
127	43	2	50	100	195	0	365
128	80	1	31	56	168	0	317
129	49	0	45	64	158	0	317
Sub totals	7,117	455	6,775	9,602	23,949	70	38,267
s. 98 Special	47	1	58	32	138	0	
s. 99 Absentee - in ED	242	18	247	452	959	4	
s. 100 Absentee - out of ED	85	3	119	145	352	21	
s. 101 Absentee - advance	19	1	29	31	80	1	
s. 104 Voting in DEO office	211	9	257	366	843	4	
s. 106 Voting by mail	46	5	51	94	196	2	
Grand totals	7,767	492	7,536	10,722	26,517	102	38,267
% of valid votes	29.29%	1.86%	28.42%	40.43%			

**Oak Bay-Gordon Head (OBG)
Voting results by voting area**

Summary

Valid votes - General and advance	23,949	90.31%	Total valid votes
s. 98 Special	138	0.52%	Total valid votes
s. 99 Absentee - in ED	959	3.62%	Total valid votes
s. 100 Absentee - out of ED	352	1.33%	Total valid votes
s. 101 Absentee - advance	80	0.30%	Total valid votes
s. 104 Voting in DEO office	843	3.18%	Total valid votes
s. 106 Voting by mail	196	0.74%	Total valid votes

Total valid votes **26,517**

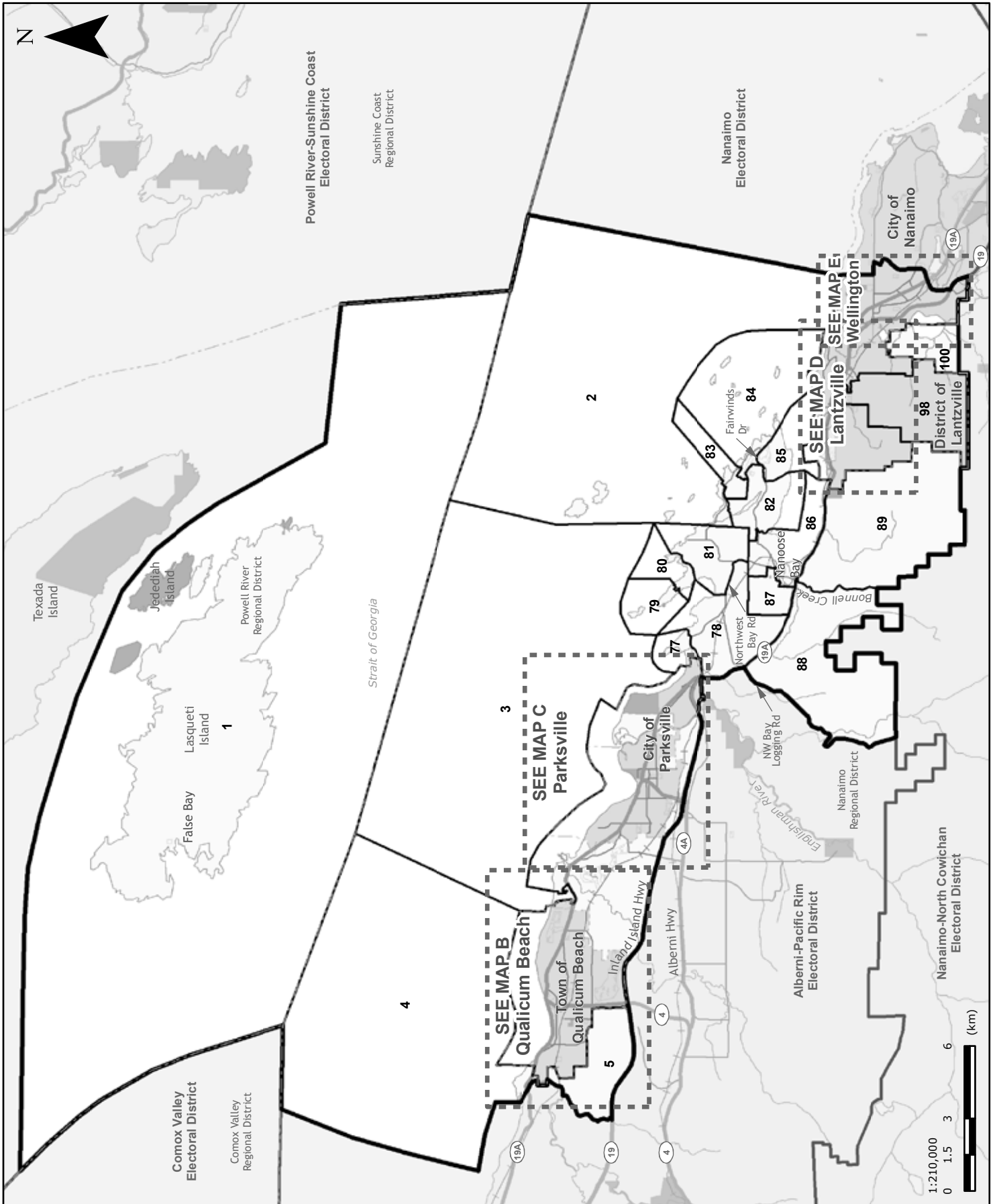
Rejected ballots	102	0.38%	Ballots cast
Registered voters who voted	26,619	69.56%	Registered voters

Registered voters **38,267**

Candidate elected: **Andrew Weaver (GP)**

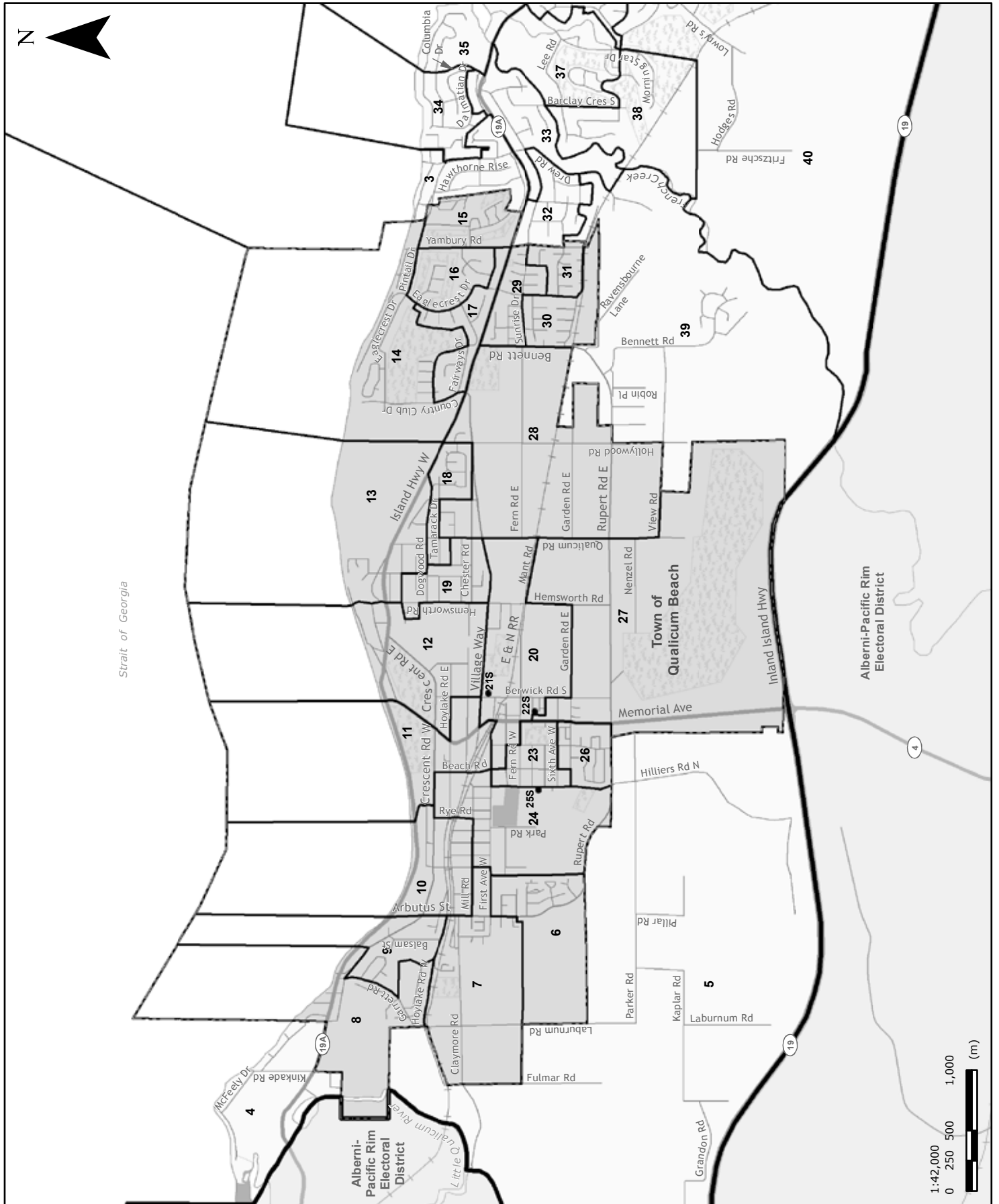
- *1 Voting areas 54 and 56 combined
- *2 Voting areas 55, 57 and 58 combined
- *3 Voting areas 106S and 107S combined

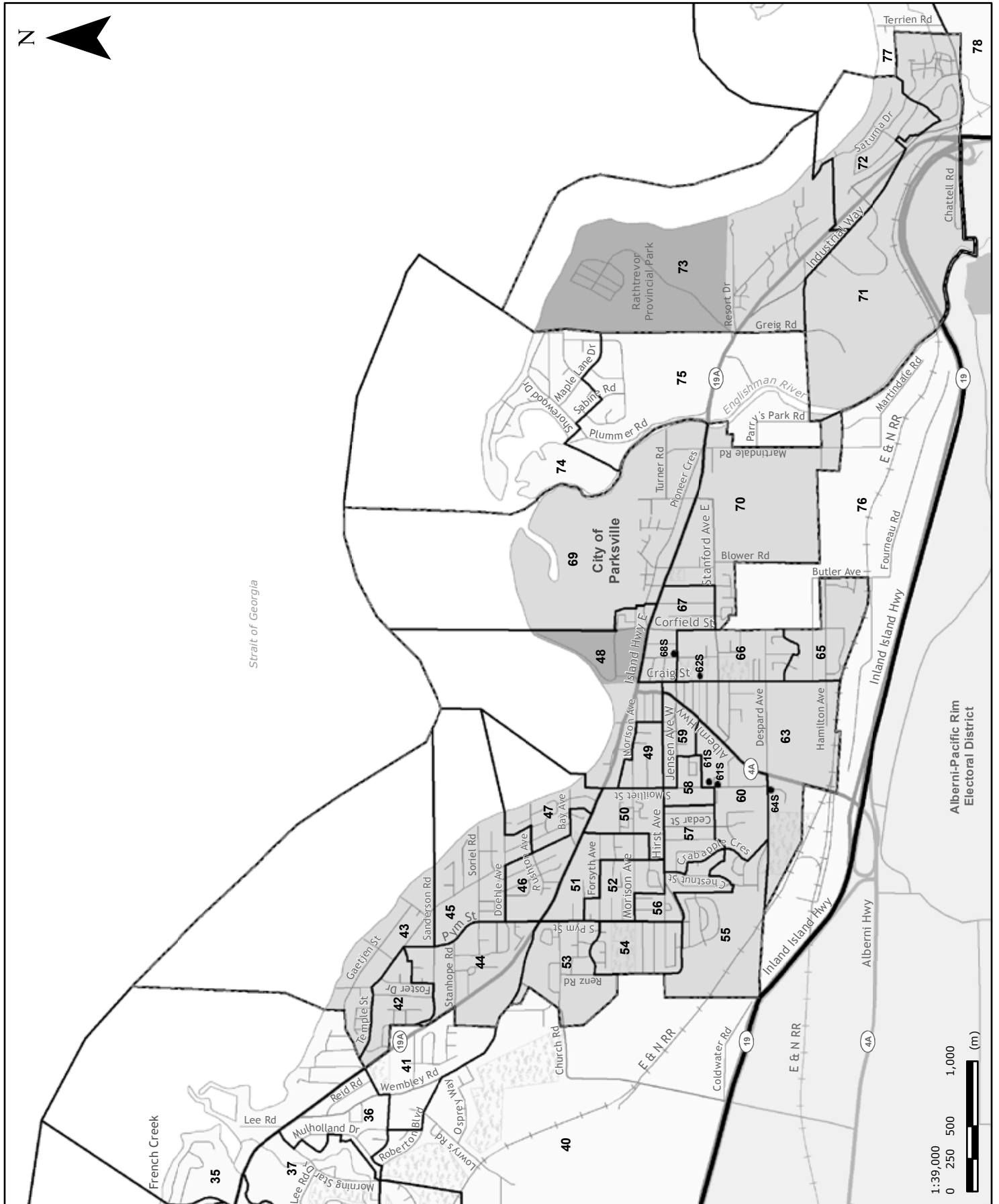
Following a redistribution of voting areas, voting area number 45S was not used in Oak Bay-Gordon Head for the 40th Provincial General Election and is therefore not included in the list of voting area results on the preceding pages.



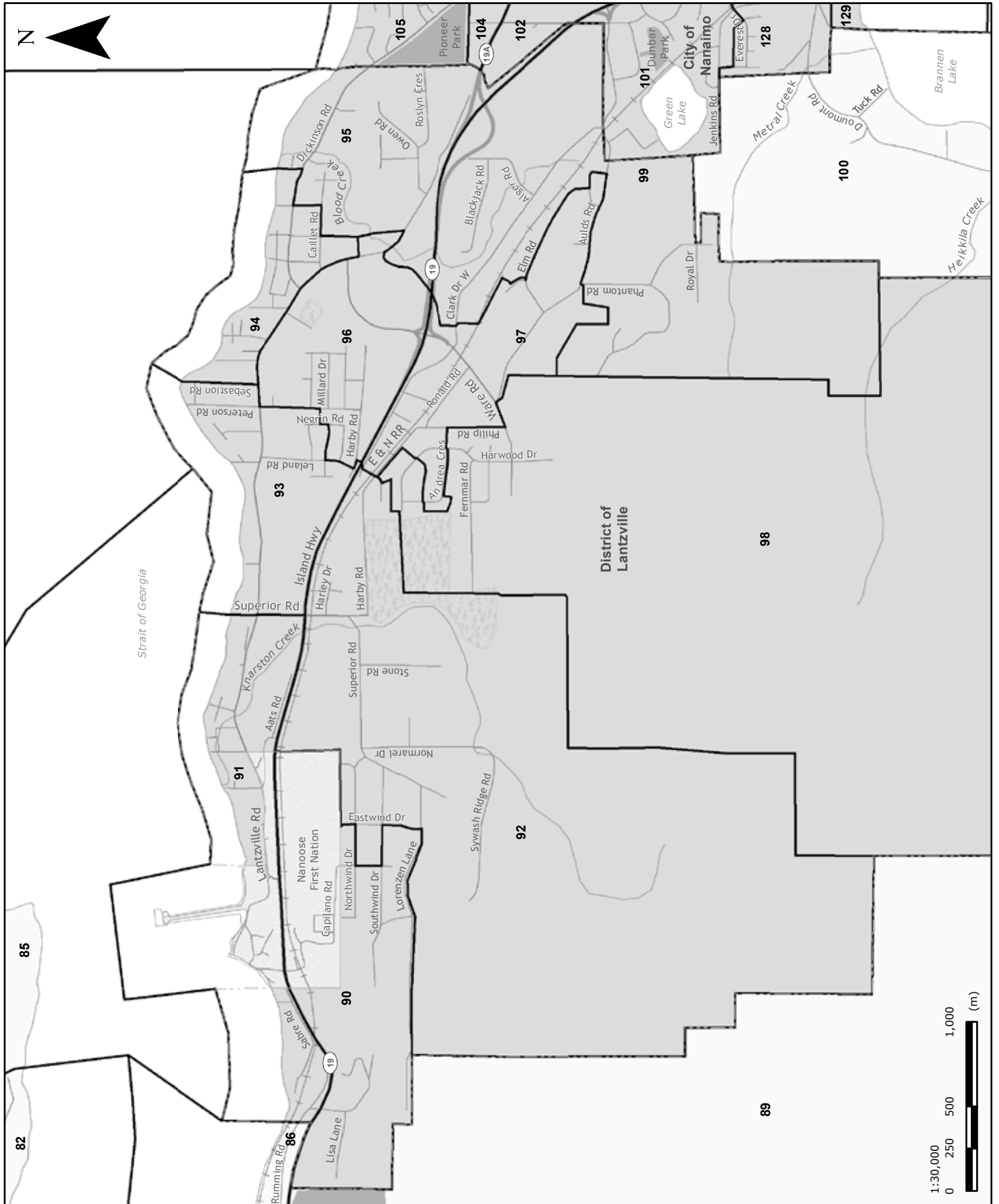
**Parksville-Qualicum (PAQ)
MAP B - Qualicum Beach**

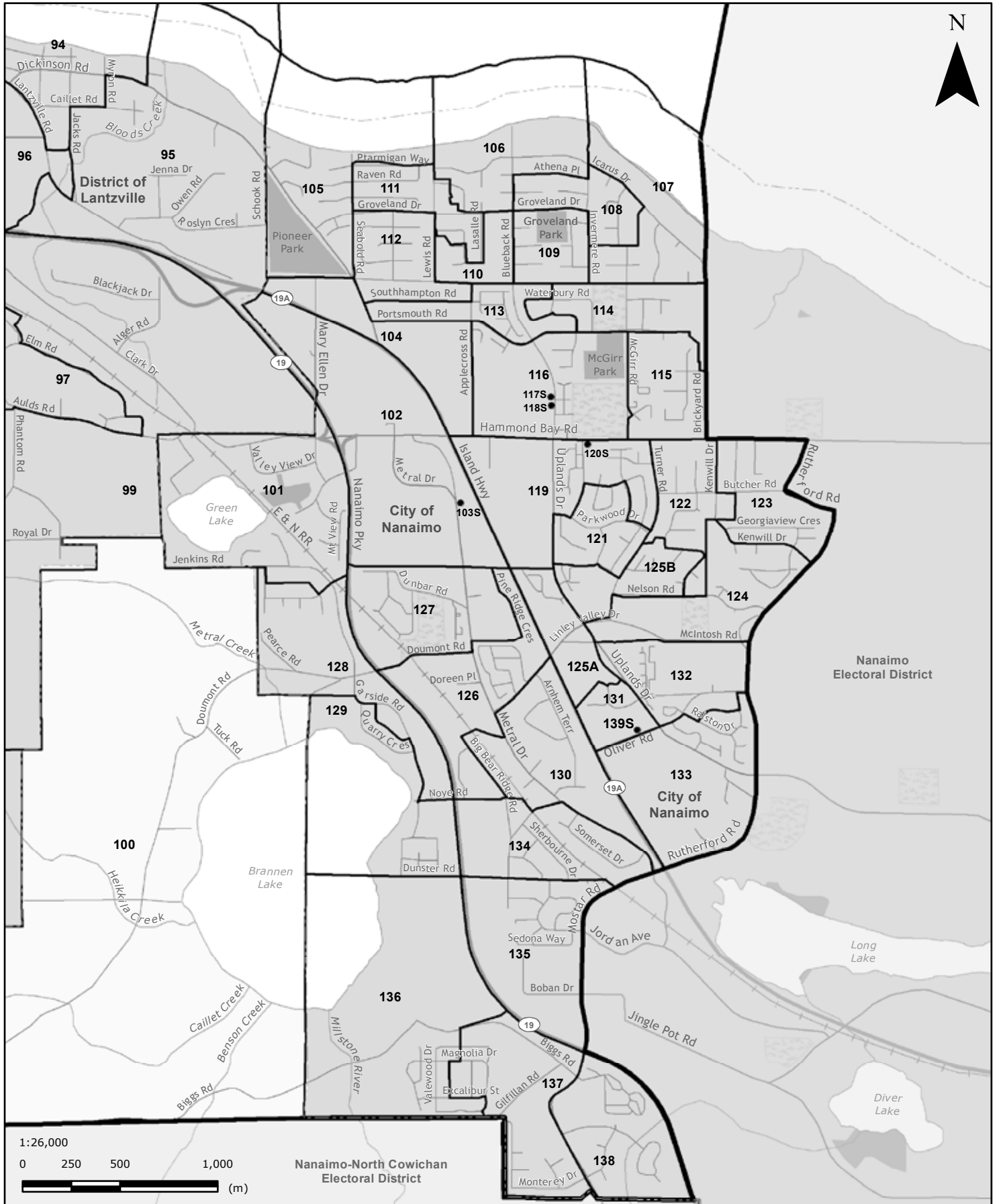
Statement of Votes
40th Provincial General Election
May 14, 2013





**Parksville-Qualicum (PAQ)
MAP D - Lantzville**





Parksville-Qualicum (PAQ)
Voting results by voting area

Statement of Votes
 40th Provincial General Election
 May 14, 2013

	Barry Avis NDP	David Bernard Coupland CP	Michelle Stilwell LIB	Total valid votes	Rejected ballots	Registered voters
Advance voting						
Christian Fellowship Centre	808	296	1,165	2,269	8	
McGirr Elementary School	935	228	1,253	2,416	10	
Parksville Fellowship Baptist Church	1,090	402	1,522	3,014	11	
General voting						
Voting area						
1	170	1	20	191	2	283
2	64	13	97	174	0	321
3	27	16	105	148	1	358
4	25	6	29	60	0	157
5	27	3	62	92	1	198
6	43	23	81	147	1	325
7	48	24	78	150	2	277
8	49	11	57	117	0	271
9	69	23	65	157	0	314
10	53	20	79	152	2	341
11	57	10	63	130	1	275
12	46	20	55	121	1	343
13	56	22	55	133	3	328
14	31	12	87	130	1	328
15	48	12	95	155	0	360
16	51	15	59	125	0	286
17	44	10	69	123	0	292
18	47	17	78	142	1	307
19	59	16	65	140	1	360
20	48	15	38	101	1	242
21S	33	21	52	106	0	229
22S *1	10	7	13	30	2	31
23	66	9	59	134	0	290
24	78	33	42	153	1	318
25S *1	-	-	-	-	-	21
26	54	22	65	141	1	318
27	45	27	67	139	1	312
28	51	9	68	128	1	321
29	34	19	89	142	2	335
30	40	20	73	133	0	322
31	28	15	73	116	0	262
32	48	19	76	143	0	324
33	59	15	64	138	0	314
34	67	21	83	171	1	389
35	49	18	89	156	0	353
36	54	27	88	169	1	363
37	34	21	102	157	1	351
38	49	38	93	180	3	375
39	60	25	75	160	2	362
40	50	28	97	175	0	364

Voting area (continued)	Barry Avis	David Bernard Coupland	Michelle Stilwell	Total valid votes	Rejected ballots	Registered voters
	NDP	CP	LIB			
41	67	29	65	161	0	368
42	56	24	60	140	1	363
43	72	14	86	172	1	395
44	77	21	66	164	0	402
45	58	42	89	189	0	395
46	59	22	29	110	1	291
47	34	12	42	88	0	280
48	29	22	60	111	0	353
49	55	15	60	130	2	336
50	28	7	45	80	0	279
51	61	26	44	131	2	306
52	64	22	66	152	0	344
53	62	25	68	155	1	365
54	73	26	79	178	0	340
55	56	27	105	188	1	402
56	44	20	77	141	0	304
57	52	24	30	106	2	320
58	55	11	44	110	0	305
59	78	23	26	127	0	331
60	50	20	87	157	0	405
61S	24	5	15	44	3	65
62S	18	13	18	49	0	172
63	78	12	40	130	5	328
64S	13	8	11	32	2	34
65	78	45	116	239	1	447
66	64	28	55	147	0	315
67	46	12	48	106	1	291
68S *1	-	-	-	-	-	13
69	62	16	80	158	1	370
70	59	41	59	159	0	347
71	23	23	91	137	0	333
72	29	19	82	130	0	363
73	27	6	26	59	2	171
74	74	23	79	176	3	362
75	63	17	54	134	2	354
76	45	25	53	123	1	300
77	56	20	128	204	1	350
78	73	26	129	228	0	411
79	77	16	90	183	2	324
80	62	21	108	191	1	331
81	57	20	124	201	0	346
82	66	33	169	268	1	434
83	53	23	141	217	0	376
84	29	30	128	187	0	364
85	40	38	132	210	2	338
86	86	31	104	221	0	381
87	82	26	67	175	3	340
88	42	20	92	154	1	331
89	49	23	60	132	1	288
90	55	16	69	140	0	303

Parksville-Qualicum (PAQ)
Voting results by voting area

Statement of Votes
40th Provincial General Election
May 14, 2013

Voting area (continued)	Barry Avis	David Bernard Coupland	Michelle Stilwell	Total valid votes	Rejected ballots	Registered voters
	NDP	CP	LIB			
91	57	14	64	135	0	286
92	70	10	83	163	0	323
93	71	24	47	142	0	293
94	69	35	86	190	1	320
95	48	16	91	155	0	312
96	80	17	76	173	0	286
97	66	7	70	143	1	321
98	75	11	48	134	0	271
99	52	19	67	138	1	265
100	31	4	28	63	0	130
101	59	24	46	129	0	299
102	57	16	43	116	0	285
103S	11	7	9	27	0	27
104	34	5	64	103	1	259
105	49	23	96	168	3	356
106	42	20	81	143	0	318
107	51	25	66	142	0	340
108	58	24	71	153	1	323
109	49	9	75	133	0	277
110	47	8	79	134	0	312
111	53	19	94	166	0	410
112	50	18	90	158	1	367
113	44	18	59	121	1	324
114	46	9	87	142	2	351
115	50	19	90	159	2	440
116	61	21	88	170	3	448
117S	18	11	33	62	0	108
118S	11	12	17	40	0	66
119	51	8	74	133	0	324
120S *1	-	-	-	-	-	17
121	60	15	74	149	1	346
122	90	18	77	185	0	403
123	53	18	79	150	1	420
124	44	16	74	134	0	337
125A	31	9	39	79	0	212
125B	39	14	63	116	1	245
126	56	20	80	156	0	358
127	88	22	78	188	1	373
128	41	25	82	148	0	286
129	36	22	68	126	3	284
130	52	14	49	115	1	301
131	36	8	47	91	1	292
132	41	8	42	91	2	308
133	39	19	55	113	0	299
134	60	14	64	138	0	404
135	69	14	63	146	3	364
136	39	24	90	153	0	325
137	49	14	119	182	0	426
138	34	16	66	116	0	333
139S	30	19	59	108	0	138
Sub totals	9,911	3,459	13,531	26,901	138	42,898

	Barry Avis NDP	David Bernard Coupland CP	Michelle Stilwell LIB	Total valid votes	Rejected ballots	Registered voters
s. 98 Special	91	29	92	212	7	
s. 99 Absentee - in ED	253	87	305	645	5	
s. 100 Absentee - out of ED	145	24	153	322	22	
s. 101 Absentee - advance	38	5	49	92	2	
s. 104 Voting in DEO office	228	82	311	621	7	
s. 106 Voting by mail	66	24	77	167	5	
Grand totals	10,732	3,710	14,518	28,960	186	42,898
% of valid votes	37.06%	12.81%	50.13%			

Summary

Valid votes - General and advance	26,901	92.89%	Total valid votes
s. 98 Special	212	0.73%	Total valid votes
s. 99 Absentee - in ED	645	2.23%	Total valid votes
s. 100 Absentee - out of ED	322	1.11%	Total valid votes
s. 101 Absentee - advance	92	0.32%	Total valid votes
s. 104 Voting in DEO office	621	2.14%	Total valid votes
s. 106 Voting by mail	167	0.58%	Total valid votes

Total valid votes **28,960**

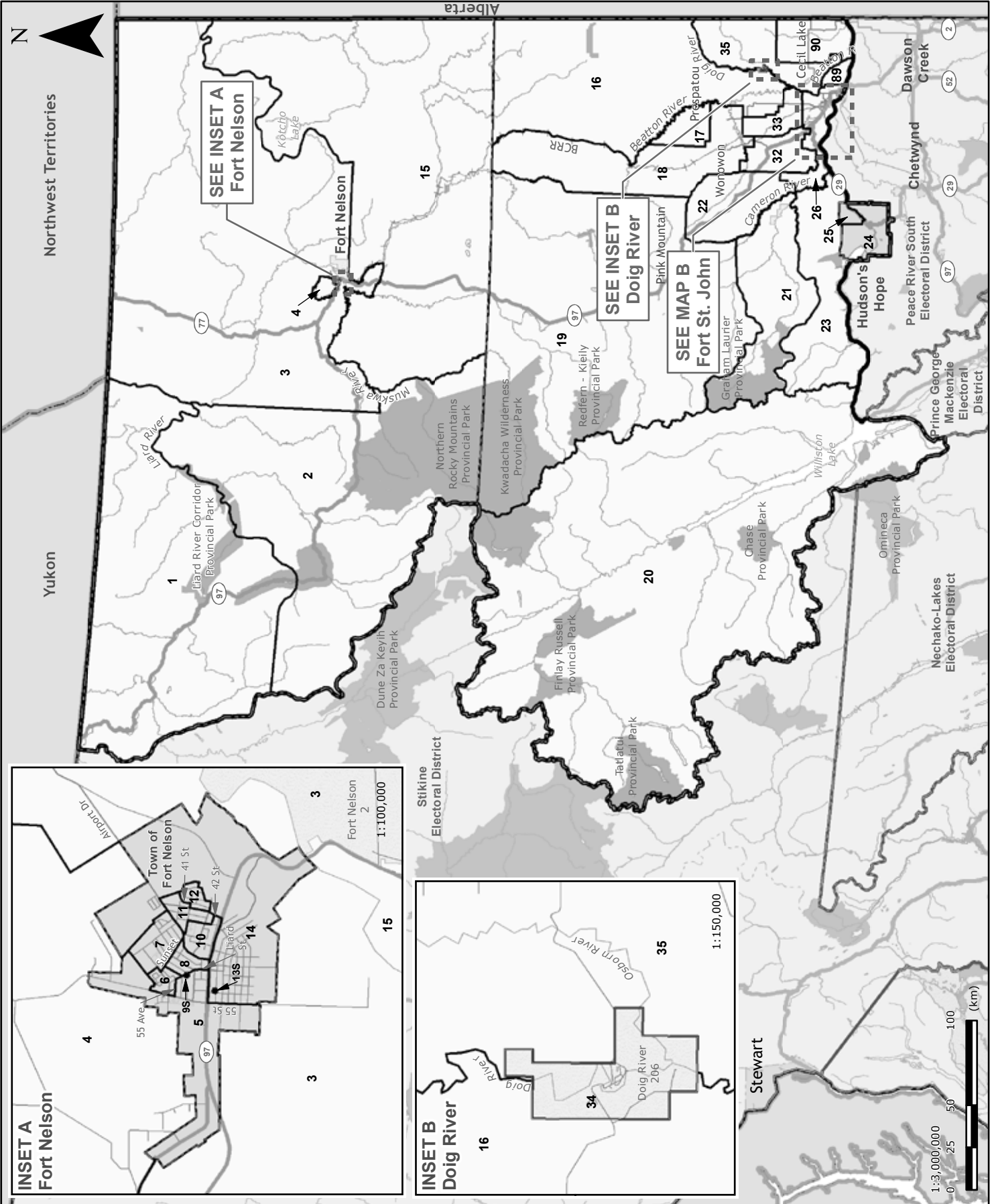
Rejected ballots	186	0.64%	Ballots cast
Registered voters who voted	29,146	67.94%	Registered voters

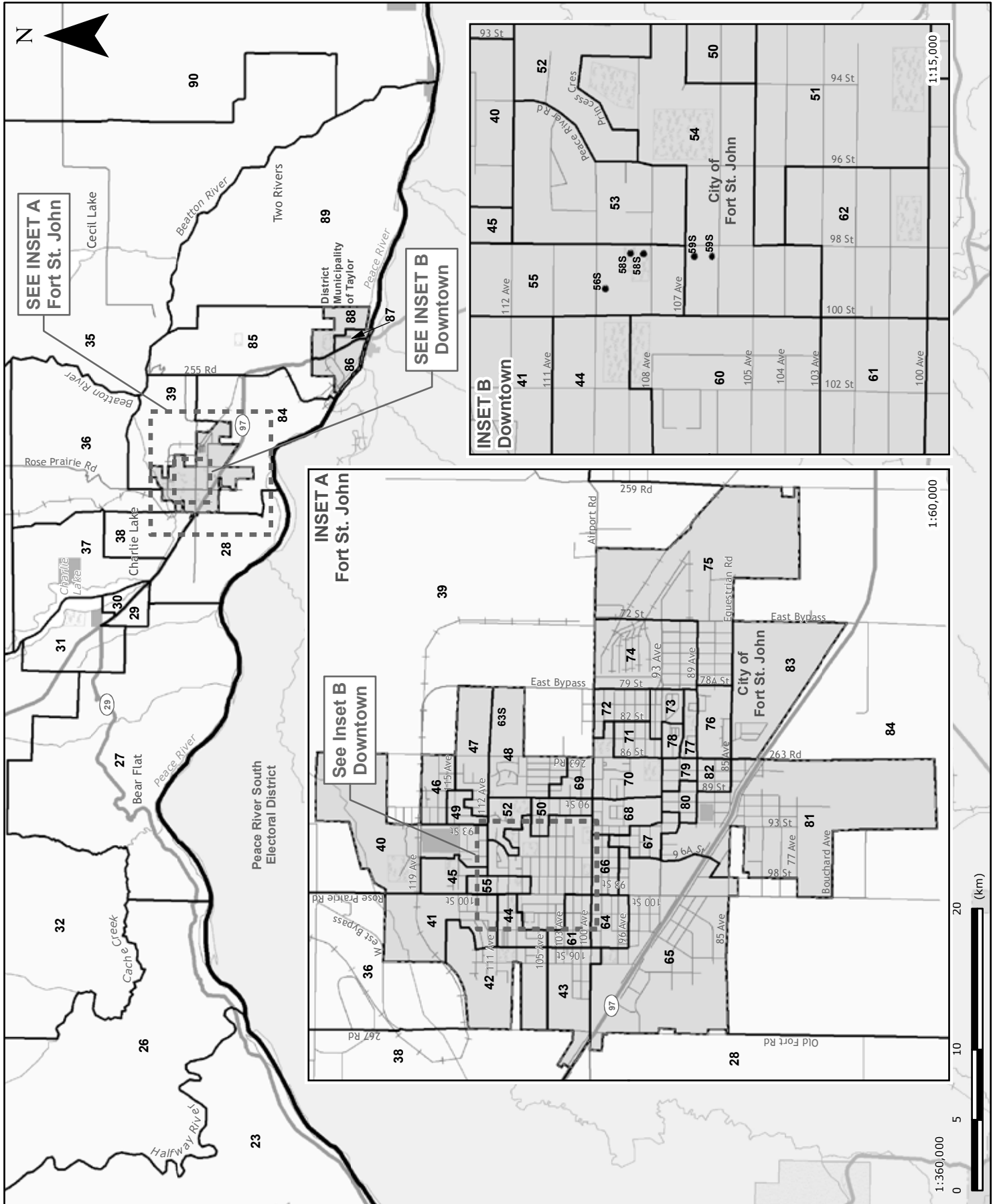
Registered voters **42,898**

Candidate elected: **Michelle Stilwell (LIB)**

*1 Voting areas 22S, 25S, 68S and 120S combined

Peace River North (PCN)
MAP A - Peace River North Electoral District





Peace River North (PCN)
Voting results by voting area

Statement of Votes
 40th Provincial General Election
 May 14, 2013

	Judy Ann Fox-McGuire NDP	Arthur Austin Hadland IND	Pat Pimm LIB	Wyeth Sigurdson CP	Total valid votes	Rejected ballots	Registered voters
Advance voting							
Northern Rockies Recreation Centre	61	47	305	13	426	0	
Pearkes Centre	12	47	43	9	111	0	
Pomeroy Sports Centre	241	632	1,399	162	2,434	4	
Taylor Community Hall	5	54	101	4	164	1	
General voting							
Voting area							
1 *1	-	-	-	-	-	-	20
2 *1	-	-	-	-	-	-	35
3	31	30	102	7	170	0	476
4	13	23	118	4	158	1	412
5	16	5	115	4	140	0	411
6	20	9	94	8	131	0	349
7	11	15	106	2	134	0	373
8	13	11	63	2	89	1	340
9S *5	-	-	-	-	-	-	5
10	11	6	74	12	103	0	406
11	16	14	73	3	106	2	374
12	12	6	74	3	95	0	428
13S *5	-	-	-	-	-	-	22
14	7	5	82	5	99	0	400
15	7	22	10	2	41	1	72
16	8	33	93	17	151	0	261
17	10	12	27	9	58	0	160
18	2	14	41	11	68	0	183
19	2	20	16	1	39	1	67
20 *1	-	-	-	-	-	-	114
21 *1	2	6	18	1	27	0	53
22	3	17	14	2	36	0	63
23	0	21	6	1	28	0	60
24	38	60	52	17	167	0	351
25	19	79	62	18	178	0	355
26 *2	-	-	-	-	-	-	30
27 *2	5	50	94	13	162	0	327
28	3	54	128	9	194	1	477
29	10	31	92	9	142	0	322
30	11	34	101	8	154	0	322
31	10	43	127	13	193	0	409
32	10	46	92	23	171	0	415
33 *3	4	63	128	8	203	0	464
34 *3	-	-	-	-	-	-	41
35	4	78	80	35	197	1	317
36	7	18	74	6	105	0	293
37	4	39	78	9	130	1	240
38	2	28	86	2	118	0	351
39	12	38	81	8	139	0	379
40	14	37	67	11	129	1	377

Voting area (continued)	Judy Ann Fox-McGuire	Arthur Austin Hadland	Pat Pimm	Wyeth Sigurdson	Total valid votes	Rejected ballots	Registered voters
	NDP	IND	LIB	CP			
41	12	39	94	10	155	0	375
42	7	35	134	10	186	0	468
43	7	31	67	4	109	0	338
44	7	33	85	3	128	0	314
45	10	24	62	2	98	0	331
46	7	31	102	9	149	0	410
47	11	33	91	6	141	0	469
48	17	26	89	6	138	0	410
49	7	14	53	4	78	0	265
50	11	31	53	10	105	0	326
51	12	29	40	10	91	0	334
52	3	14	66	5	88	1	276
53	20	14	47	12	93	1	312
54	11	28	56	12	107	0	373
55 *4	14	12	37	3	66	0	224
56S *4	-	-	-	-	-	-	0
58S *5	17	33	25	10	85	0	99
59S *5	-	-	-	-	-	-	65
60	11	16	42	6	75	0	285
61	10	24	39	10	83	2	344
62	8	16	22	3	49	0	263
63S	9	3	11	3	26	1	58
64	11	11	28	3	53	0	321
65	11	9	33	4	57	1	317
66	6	11	17	2	36	0	251
67	4	32	38	5	79	0	364
68	19	19	55	11	104	1	330
69	4	22	40	3	69	0	387
70	13	24	58	6	101	1	438
71	10	33	58	4	105	0	332
72	13	25	60	13	111	1	413
73	10	22	52	4	88	0	369
74	6	14	62	7	89	0	314
75	6	11	32	4	53	0	283
76	15	21	80	9	125	0	538
77	9	15	40	5	69	0	314
78	11	16	21	7	55	0	336
79	10	31	51	5	97	0	322
80	15	23	55	9	102	0	327
81	9	26	62	6	103	0	452
82	11	31	55	15	112	0	350
83	11	18	47	8	84	0	391
84	6	36	92	11	145	1	400
85	8	78	69	8	163	0	296
86	6	27	64	8	105	2	379
87	9	21	56	4	90	0	274
88	7	53	75	4	139	0	318
89	3	67	43	2	115	0	187
90	6	34	73	14	127	1	246
Sub totals	1,116	2,963	6,947	790	11,816	28	26,142

**Peace River North (PCN)
Voting results by voting area**

Statement of Votes
40th Provincial General Election
May 14, 2013

	Judy Ann Fox-McGuire NDP	Arthur Austin Hadland IND	Pat Pimm LIB	Wyeth Sigurdson CP	Total valid votes	Rejected ballots	Registered voters
s. 98 Special	37	14	26	6	83	2	
s. 99 Absentee - in ED	101	222	609	77	1,009	6	
s. 100 Absentee - out of ED	15	15	64	4	98	3	
s. 101 Absentee - advance	7	3	13	2	25	0	
s. 104 Voting in DEO office	41	61	224	17	343	5	
s. 106 Voting by mail	2	9	22	4	37	0	
Grand totals	1,319	3,287	7,905	900	13,411	44	26,142
% of valid votes	9.84%	24.51%	58.94%	6.71%			

Summary

Valid votes - General and advance	11,816	88.11%	Total valid votes
s. 98 Special	83	0.62%	Total valid votes
s. 99 Absentee - in ED	1,009	7.52%	Total valid votes
s. 100 Absentee - out of ED	98	0.73%	Total valid votes
s. 101 Absentee - advance	25	0.19%	Total valid votes
s. 104 Voting in DEO office	343	2.56%	Total valid votes
s. 106 Voting by mail	37	0.27%	Total valid votes

Total valid votes **13,411**

Rejected ballots	44	0.33%	Ballots cast
Registered voters who voted	13,455	51.47%	Registered voters

Registered voters **26,142**

Candidate elected: **Pat Pimm (LIB)**

*1 Voting areas 1, 2, 20 and 21 combined

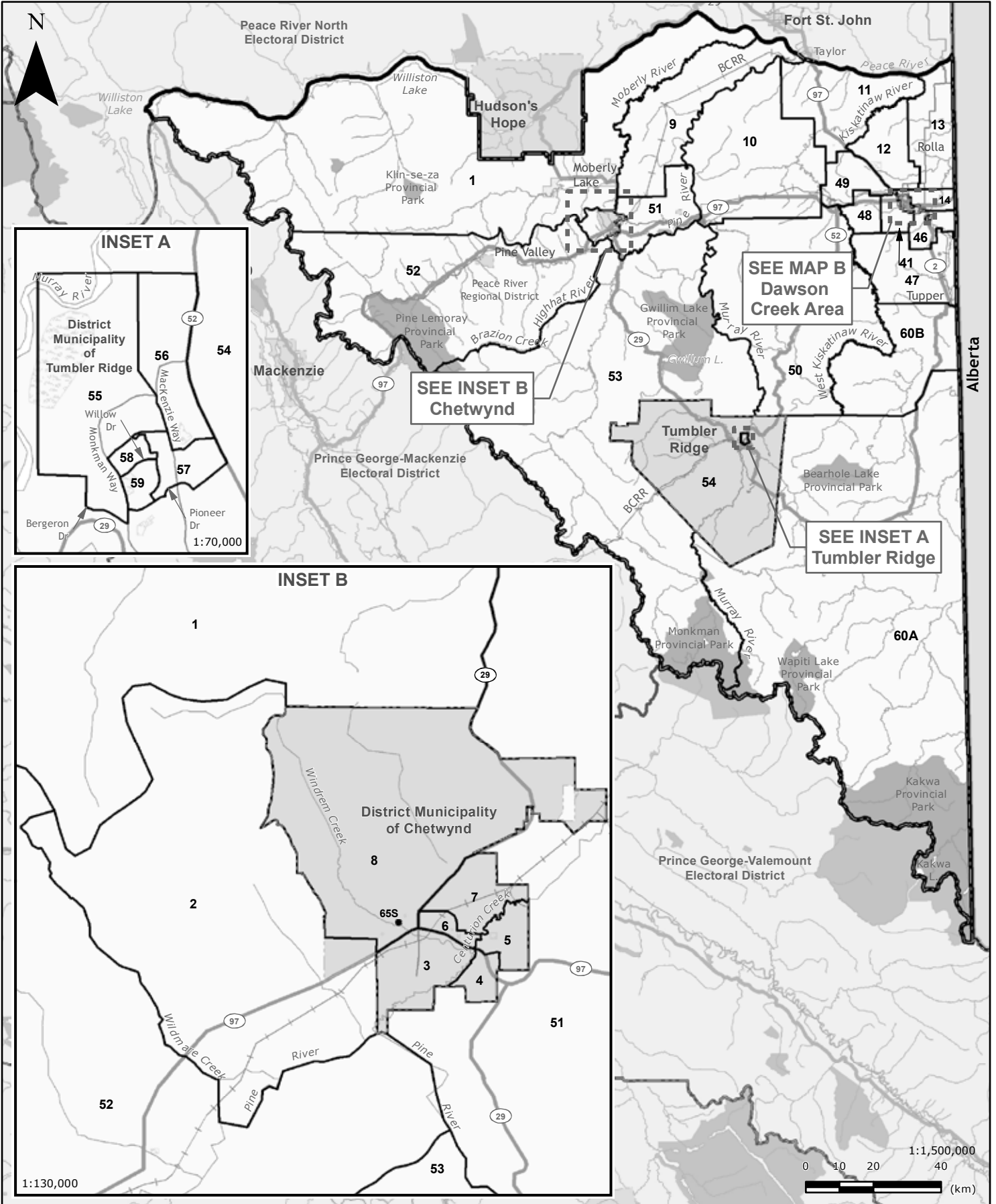
*2 Voting areas 26 and 27 combined

*3 Voting areas 33 and 34 combined

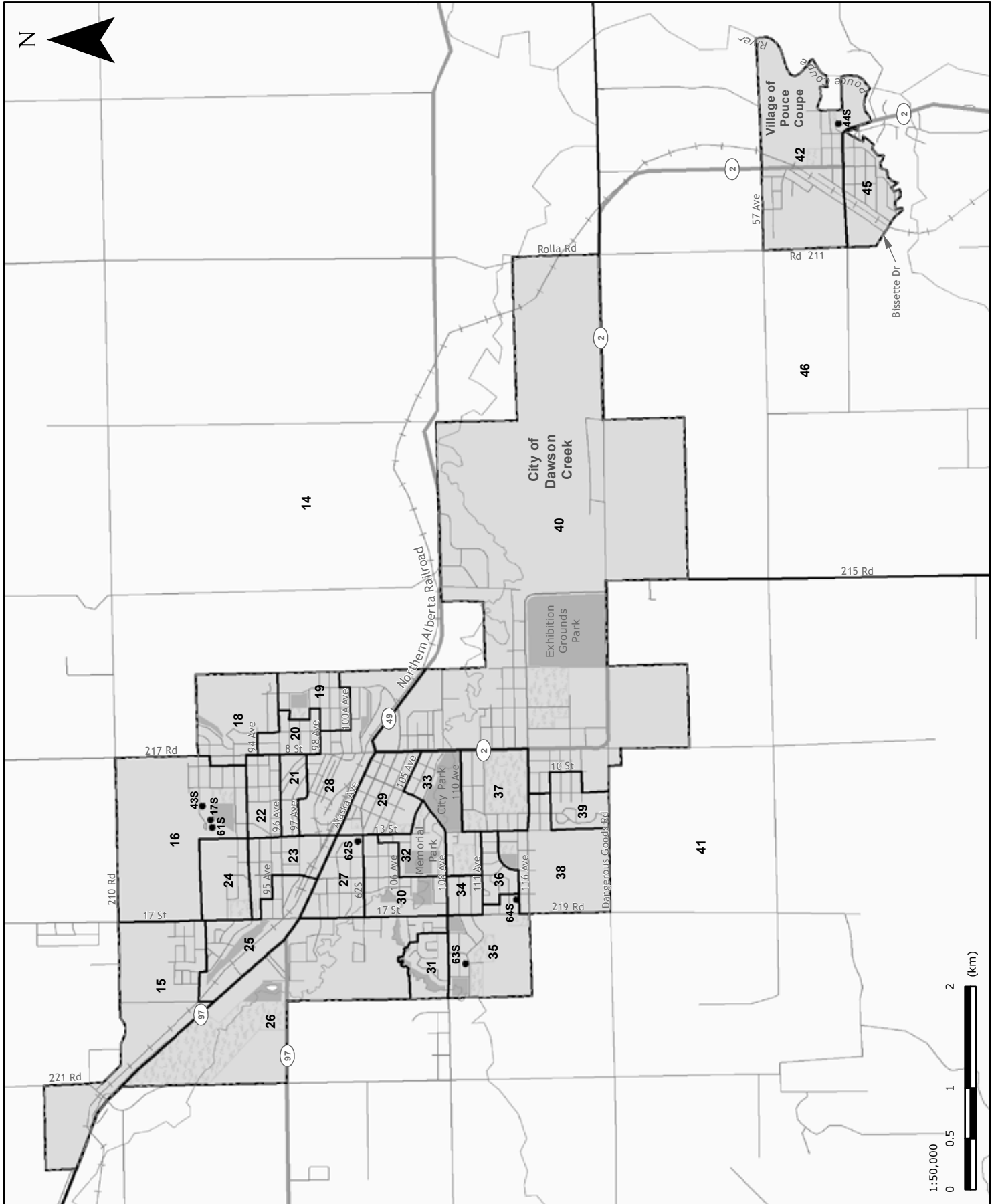
*4 Voting areas 55 and 56S combined

*5 Voting areas 9S, 13S, 58S and 59S combined

Following a redistribution of voting areas, voting area number 57S was not used in Peace River North for the 40th Provincial General Election and is therefore not included in the list of voting area results on the preceding pages.



**Peace River South (PCS)
MAP B - Dawson Creek Area**



	Mike Bernier LIB	Kurt Zane Peats CP	Tyrel Andrew Pohl IND	Darwin Wren NDP	Total valid votes	Rejected ballots	Registered voters
Advance voting							
Chetwynd Fellowship Baptist Church	173	29	18	60	280	0	
O'Brien Facility	577	421	59	292	1,349	4	
Tumbler Ridge Community Centre	74	72	9	56	211	0	
General voting							
Voting area							
1	36	17	6	93	152	0	337
2	76	20	4	26	126	0	354
3	32	5	0	22	59	0	278
4	56	10	5	21	92	1	304
5	94	23	3	25	145	0	360
6	29	10	6	10	55	0	182
7	86	11	5	12	114	1	302
8	65	18	2	31	116	0	285
9	37	17	1	9	64	0	174
10	85	79	14	36	214	0	442
11	73	81	13	35	202	1	405
12	54	54	8	16	132	0	300
13	53	70	6	29	158	0	299
14	80	40	5	22	147	0	373
15	101	48	6	33	188	0	480
16	61	45	12	26	144	0	303
17S *1	28	28	4	12	72	2	109
18	79	49	5	20	153	0	394
19	44	33	6	18	101	1	351
20	43	33	8	21	105	0	358
21	38	22	6	21	87	1	380
22	52	29	6	13	100	0	341
23	54	30	8	18	110	0	359
24	39	11	3	18	71	1	301
25	63	40	4	25	132	0	362
26	45	19	7	25	96	0	345
27	23	12	1	19	55	0	275
28	38	19	8	19	84	0	381
29	14	14	4	13	45	0	247
30	46	38	4	30	118	1	349
31	81	22	3	26	132	0	324
32	33	28	2	24	87	0	320
33	32	18	6	16	72	0	296
34	25	23	0	16	64	0	305
35	63	51	6	19	139	0	444
36	48	21	5	34	108	0	323
37	37	14	5	22	78	1	258
38	61	28	5	26	120	0	347
39	37	17	3	27	84	0	362
40	42	21	8	23	94	1	346

Peace River South (PCS)
Voting results by voting area

Statement of Votes
 40th Provincial General Election
 May 14, 2013

	Mike Bernier	Kurt Zane Peats	Tyrel Andrew Pohl	Darwin Wren	Total valid votes	Rejected ballots	Registered voters
Voting area (continued)	LIB	CP	IND	NDP			
41	112	59	5	31	207	0	476
42	45	33	13	20	111	1	316
43S *1	-	-	-	-	-	-	27
44S *1	-	-	-	-	-	-	4
45	55	31	4	21	111	0	248
46	82	60	21	33	196	0	358
47	41	57	18	48	164	1	354
48	68	37	1	37	143	0	373
49	78	34	13	17	142	0	336
50	73	58	8	27	166	0	309
51	112	31	6	20	169	0	423
52	55	19	3	13	90	0	195
53	24	4	1	7	36	0	104
54	20	15	3	8	46	0	157
55	29	32	3	27	91	0	395
56	63	32	3	16	114	0	386
57	40	28	2	30	100	0	380
58	33	28	4	21	86	0	344
59	49	43	6	32	130	2	405
60A *2	-	-	-	-	-	-	65
60B *2	18	10	0	23	51	1	65
61S *1	-	-	-	-	-	-	24
62S *1	-	-	-	-	-	-	17
63S *1	-	-	-	-	-	-	4
64S *1	-	-	-	-	-	-	4
65S *1	-	-	-	-	-	-	7
Sub totals	3,904	2,301	413	1,790	8,408	20	18,831
s. 98 Special	17	7	5	18	47	3	
s. 99 Absentee - in ED	207	114	20	90	431	0	
s. 100 Absentee - out of ED	51	10	3	9	73	8	
s. 101 Absentee - advance	32	9	2	11	54	5	
s. 104 Voting in DEO office	155	99	8	66	328	1	
s. 106 Voting by mail	7	6	0	4	17	0	
Grand totals	4,373	2,546	451	1,988	9,358	37	18,831
% of valid votes	46.73%	27.21%	4.82%	21.24%			

Summary

Valid votes - General and advance	8,408	89.85%	Total valid votes
s. 98 Special	47	0.50%	Total valid votes
s. 99 Absentee - in ED	431	4.61%	Total valid votes
s. 100 Absentee - out of ED	73	0.78%	Total valid votes
s. 101 Absentee - advance	54	0.58%	Total valid votes
s. 104 Voting in DEO office	328	3.50%	Total valid votes
s. 106 Voting by mail	17	0.18%	Total valid votes

Total valid votes **9,358**

Rejected ballots	37	0.39%	Ballots cast
Registered voters who voted	9,395	49.89%	Registered voters

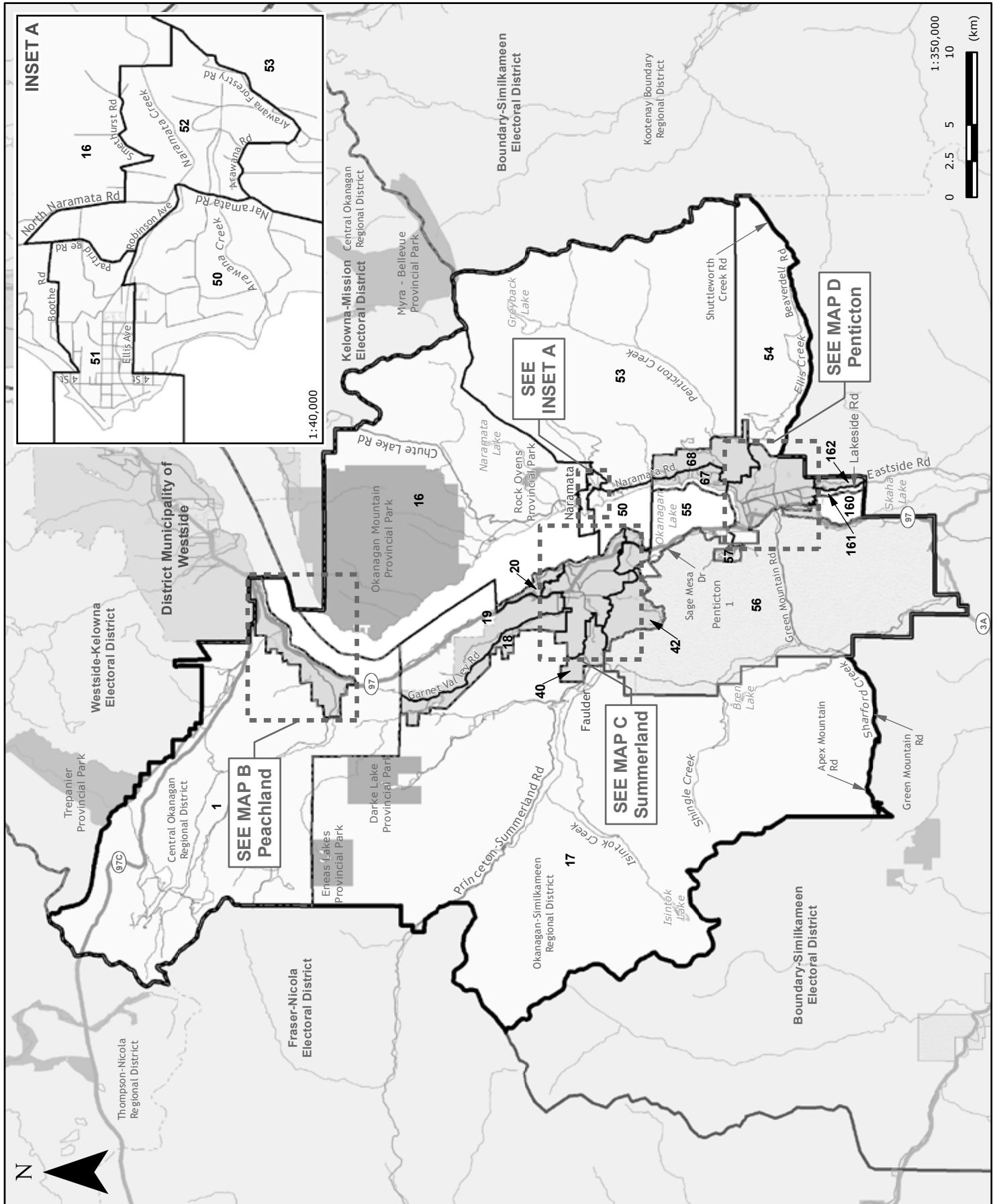
Registered voters **18,831**

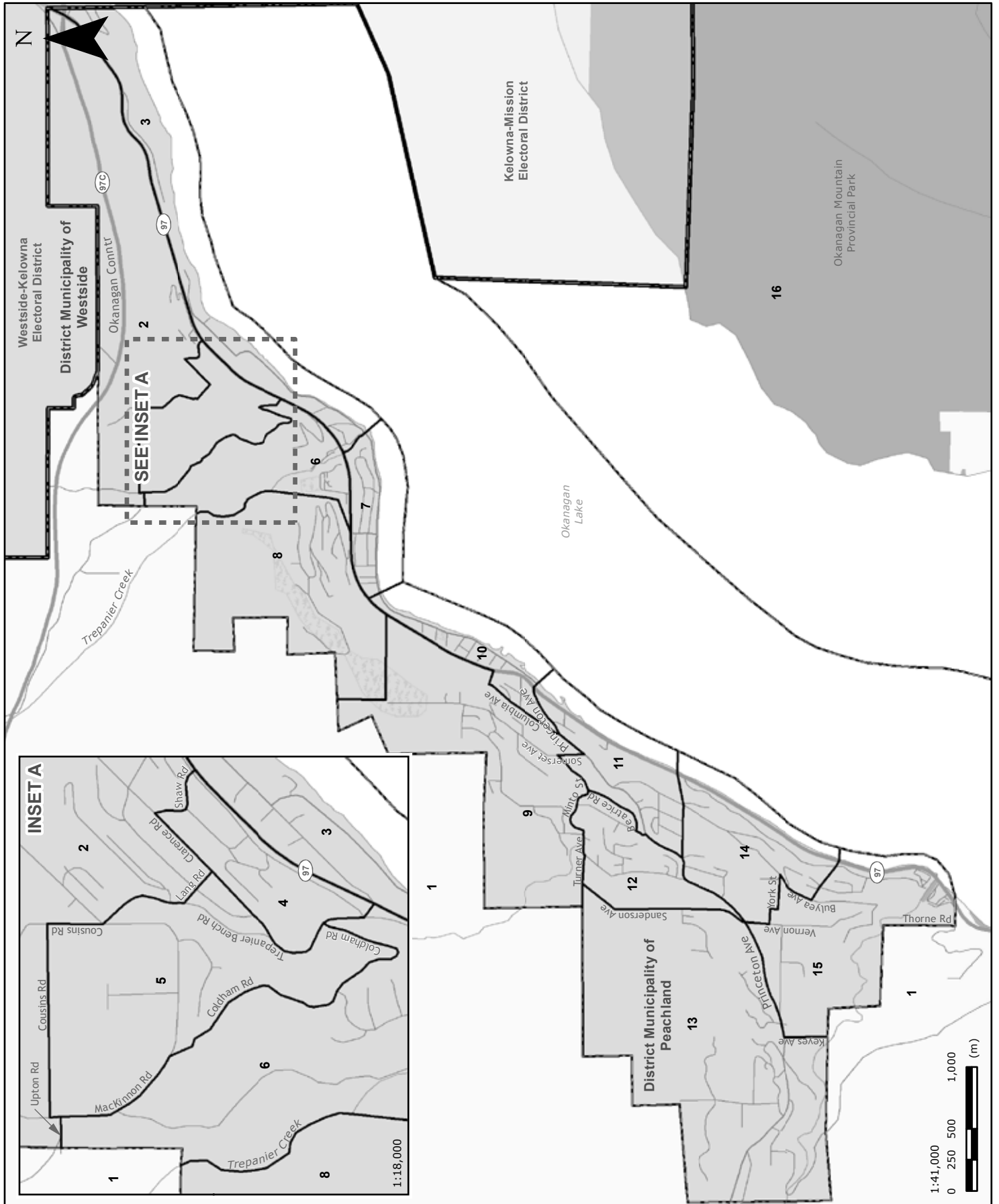
Candidate elected: **Mike Bernier (LIB)**

*1 Voting areas 17S, 43S, 44S, 61S, 62S, 63S, 64S and 65S combined

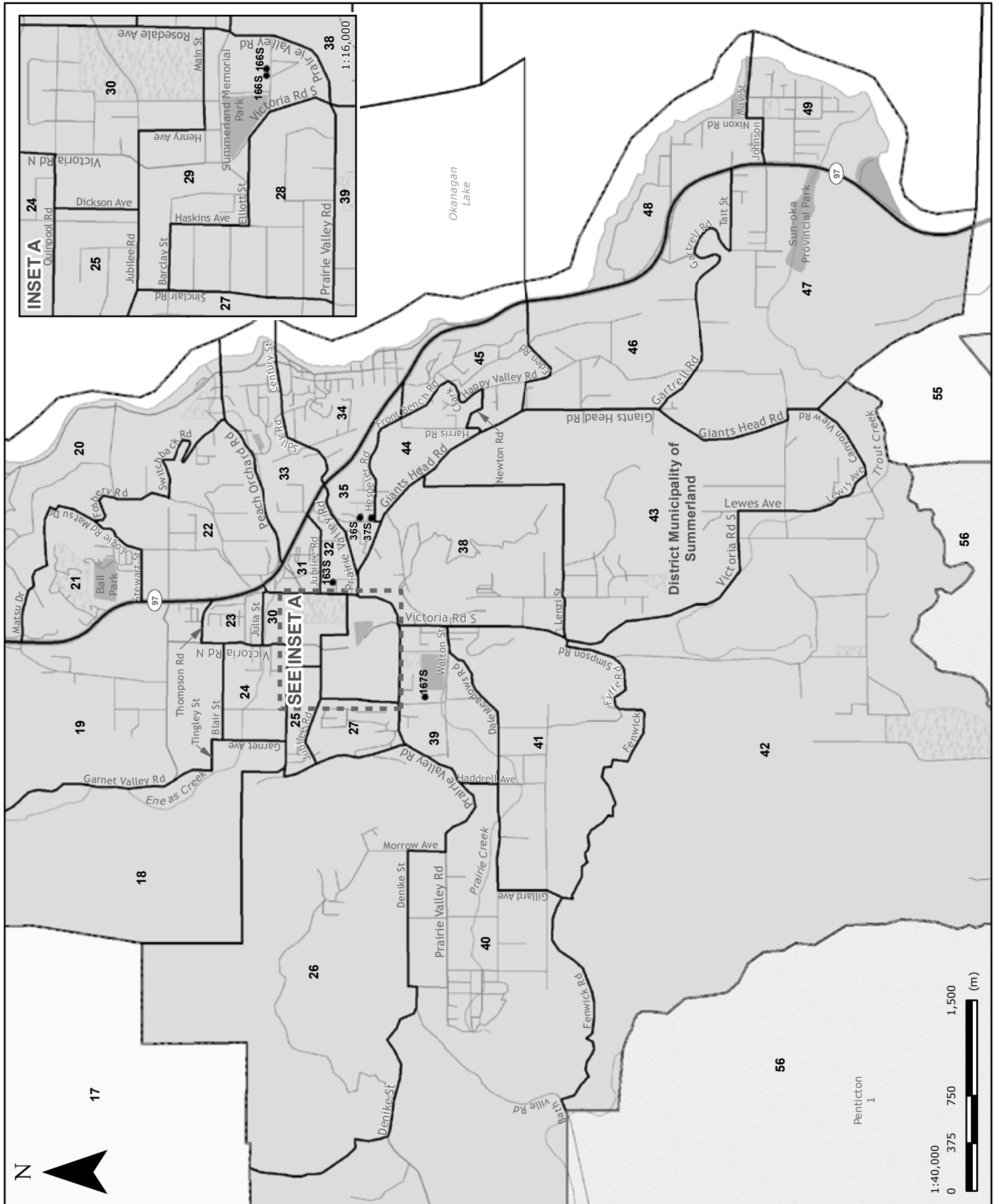
*2 Voting areas 60A and 60B combined

Penticton (PEN)
MAP A - Penticton Electoral District





Penticton (PEN)
MAP C - Summerland





Penticton (PEN)
Voting results by voting area

Statement of Votes
 40th Provincial General Election
 May 14, 2013

	Dan Ashton	Richard James Cannings	Doug Maxwell	Sean Upshaw	Total valid votes	Rejected ballots	Registered voters
	LIB	NDP	FP	CP			
Advance voting							
Peachland Community Centre	394	186	21	66	667	0	
Penticton Seniors Centre	967	928	99	241	2,235	5	
Penticton Trade & Convention Centre	732	1,014	86	183	2,015	6	
Summerland United Church	635	648	55	110	1,448	8	
General voting							
Voting area							
1	38	18	1	6	63	1	186
2	82	33	2	11	128	1	347
3	45	28	3	9	85	1	233
4	29	18	1	16	64	1	174
5	44	23	5	9	81	0	203
6	78	39	7	10	134	1	302
7	52	42	9	8	111	1	320
8	109	60	8	20	197	1	449
9	65	37	6	18	126	0	325
10	37	27	5	11	80	0	181
11	64	37	4	16	121	0	281
12	90	28	6	13	137	0	329
13	62	67	5	15	149	1	329
14	59	49	4	20	132	0	325
15	73	42	11	14	140	1	346
16	46	77	2	4	129	3	237
17	71	34	13	10	128	3	337
18	30	16	8	3	57	0	179
19	74	39	4	9	126	1	318
20	73	37	5	4	119	0	258
21	64	41	3	14	122	0	271
22	57	50	3	4	114	1	263
23	54	43	2	12	111	0	253
24	42	28	4	11	85	1	258
25	49	50	3	17	119	1	302
26	61	44	4	8	117	0	287
27	70	57	6	18	151	0	350
28	65	57	6	9	137	0	328
29	39	20	5	6	70	0	192
30	38	35	6	14	93	0	321
31	65	43	4	15	127	0	303
32	35	21	2	7	65	1	195
33	75	80	12	10	177	1	367
34	67	48	3	10	128	0	336
35	38	27	1	8	74	0	225
36S *4	-	-	-	-	-	-	35
37S *4	-	-	-	-	-	-	111
38	50	44	2	9	105	0	311
39	41	29	4	7	81	0	261
40	41	32	5	7	85	0	206

Voting area (continued)	Dan Ashton	Richard James Cannings	Doug Maxwell	Sean Upshaw	Total valid votes	Rejected ballots	Registered voters
	LIB	NDP	FP	CP			
41	42	27	5	7	81	0	225
42	64	48	2	11	125	1	325
43	80	57	6	11	154	0	407
44	66	38	3	4	111	1	277
45	58	33	7	17	115	0	282
46	46	31	2	4	83	0	197
47	56	44	6	13	119	0	280
48	78	37	5	14	134	0	262
49	78	58	3	14	153	0	308
50	73	97	1	7	178	0	327
51	52	100	4	6	162	1	314
52	60	67	4	4	135	0	250
53	79	57	4	6	146	1	326
54	29	8	1	1	39	0	174
55	68	63	8	6	145	0	290
56	23	21	4	6	54	1	219
57	84	42	5	20	151	1	354
58	88	69	6	11	174	1	344
59	54	60	2	11	127	0	276
60	76	19	6	10	111	0	244
61	67	46	6	13	132	1	309
62	13	19	9	6	47	0	229
63	51	43	9	8	111	1	325
64	31	55	3	9	98	0	372
65	53	20	0	2	75	0	225
66	42	28	2	3	75	0	216
67	57	56	2	5	120	0	307
68	100	50	2	13	165	1	352
69	75	74	5	7	161	1	338
70	58	69	5	7	139	1	262
71	51	71	14	3	139	0	341
72S *1	53	58	10	22	143	3	91
73	31	23	4	3	61	0	234
74	26	39	10	1	76	2	311
75	16	42	4	3	65	0	268
76	19	35	2	10	66	0	205
77S *3	-	-	-	-	-	-	57
78	19	23	7	11	60	0	217
79	34	42	5	15	96	0	351
80	25	38	4	13	80	1	279
81	31	53	9	11	104	0	319
82	41	43	5	8	97	0	344
83	31	48	18	11	108	1	260
84	16	34	5	5	60	0	278
85	18	34	1	9	62	0	276
86	22	39	4	5	70	0	290
87	59	48	12	10	129	2	281
88	47	42	10	15	114	0	267
89	44	23	1	4	72	1	168
90	33	55	3	5	96	0	305

Penticton (PEN)
Voting results by voting area

Statement of Votes
 40th Provincial General Election
 May 14, 2013

	Dan Ashton	Richard James Cannings	Doug Maxwell	Sean Upshaw	Total valid votes	Rejected ballots	Registered voters
Voting area (continued)	LIB	NDP	FP	CP			
91	43	60	10	9	122	2	306
92	26	24	4	4	58	0	273
93	36	37	6	9	88	1	322
94	27	50	6	6	89	0	319
95	19	31	6	6	62	0	314
96	24	22	4	3	53	0	168
97	25	36	7	7	75	0	266
98	49	53	10	7	119	2	299
99	45	42	5	14	106	1	342
100	52	40	8	8	108	0	355
101S *3	-	-	-	-	-	-	56
102	50	68	15	14	147	0	377
103	23	56	2	7	88	1	316
104S *2	-	-	-	-	-	-	94
105	16	18	7	8	49	0	192
106S *3	-	-	-	-	-	-	58
107	30	55	7	15	107	0	339
108	53	54	7	9	123	1	262
109	49	75	11	6	141	1	323
110	78	48	8	10	144	0	304
111	43	38	5	7	93	0	247
112	57	61	5	11	134	0	314
113	34	37	8	9	88	2	309
114	36	40	6	8	90	1	207
115	84	67	7	15	173	0	370
116	41	62	3	10	116	1	313
117	59	50	4	10	123	0	272
118	39	26	2	4	71	1	161
119	39	38	3	5	85	0	264
120	35	55	10	13	113	0	312
121S *1	-	-	-	-	-	-	6
122S *2	86	54	9	17	166	4	78
123	50	55	6	7	118	2	350
124	36	25	7	3	71	0	218
125	24	32	3	6	65	1	192
126	50	41	11	16	118	1	262
127	36	37	7	8	88	0	277
128	43	25	9	21	98	0	231
129S *1	-	-	-	-	-	-	78
130	79	31	4	15	129	0	251
131	44	34	0	5	83	0	254
132	22	23	4	4	53	0	178
133	84	46	6	10	146	0	325
134	57	36	9	6	108	1	223
135	57	37	0	2	96	0	224
136	118	67	8	21	214	0	449
137	58	36	0	17	111	0	253
138	62	37	10	16	125	0	321
139	60	44	6	22	132	2	339
140	59	54	5	26	144	1	345

Voting area (continued)	Dan Ashton	Richard James Cannings	Doug Maxwell	Sean Upshaw	Total valid votes	Rejected ballots	Registered voters
	LIB	NDP	FP	CP			
141	51	49	3	7	110	0	295
142	22	24	4	7	57	0	254
143	54	38	11	9	112	1	346
144S *3	58	50	8	14	130	4	55
145	69	47	1	9	126	2	380
146	91	52	2	9	154	2	399
147	40	43	5	10	98	0	337
148	22	52	2	17	93	1	284
149	49	29	6	19	103	3	308
150	47	17	3	8	75	0	217
151	40	19	2	6	67	0	178
152	40	44	5	13	102	1	337
153	53	50	4	12	119	0	302
154	20	17	6	4	47	0	163
155S *1	-	-	-	-	-	-	71
156	71	33	5	16	125	0	341
157	37	25	2	7	71	1	266
158	49	33	3	16	101	1	289
159	36	36	1	3	76	0	222
160	23	17	3	10	53	0	236
161	27	15	1	4	47	0	130
162	79	53	2	7	141	0	317
163S *4	81	55	1	28	165	4	98
164S *2	-	-	-	-	-	-	82
165S *4	-	-	-	-	-	-	8
166S *4	-	-	-	-	-	-	54
167S *4	-	-	-	-	-	-	14
Sub totals	10,513	9,257	1,060	2,123	22,953	108	43,483
s. 98 Special	52	61	12	13	138	2	
s. 99 Absentee - in ED	619	533	83	113	1,348	30	
s. 100 Absentee - out of ED	95	103	9	7	214	16	
s. 101 Absentee - advance	38	24	3	6	71	2	
s. 104 Voting in DEO office	196	154	16	24	390	15	
s. 106 Voting by mail	23	22	2	2	49	0	
Grand totals	11,536	10,154	1,185	2,288	25,163	173	43,483
% of valid votes	45.85%	40.35%	4.71%	9.09%			

Penticton (PEN)
Voting results by voting area

Summary

Valid votes - General and advance	22,953	91.22%	Total valid votes
s. 98 Special	138	0.55%	Total valid votes
s. 99 Absentee - in ED	1,348	5.36%	Total valid votes
s. 100 Absentee - out of ED	214	0.85%	Total valid votes
s. 101 Absentee - advance	71	0.28%	Total valid votes
s. 104 Voting in DEO office	390	1.55%	Total valid votes
s. 106 Voting by mail	49	0.19%	Total valid votes

Total valid votes **25,163**

Rejected ballots	173	0.68%	Ballots cast
Registered voters who voted	25,336	58.27%	Registered voters

Registered voters **43,483**

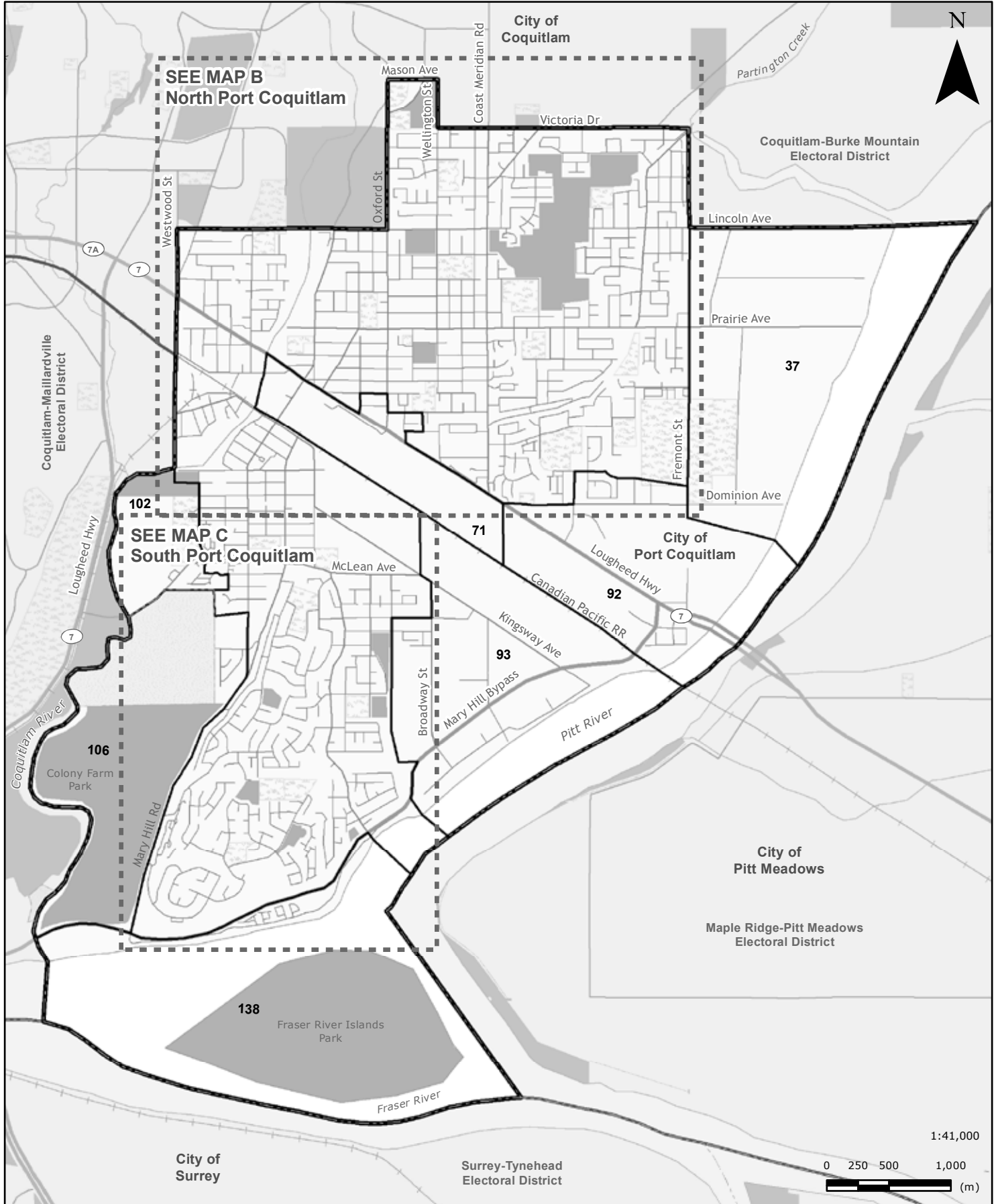
Candidate elected: **Dan Ashton (LIB)**

*1 Voting areas 72S, 121S, 129S and 155S combined

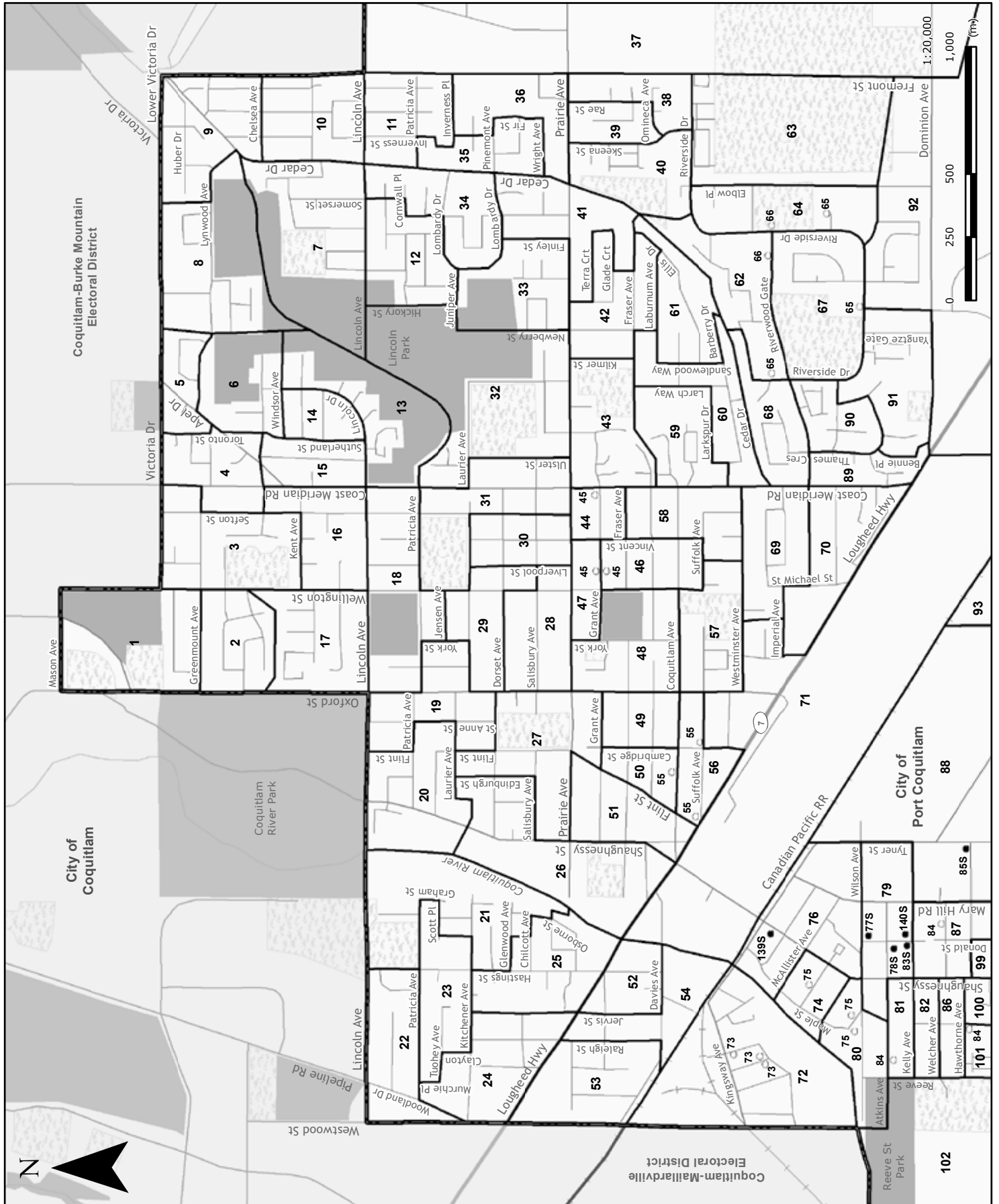
*2 Voting areas 104S, 122S and 164S combined

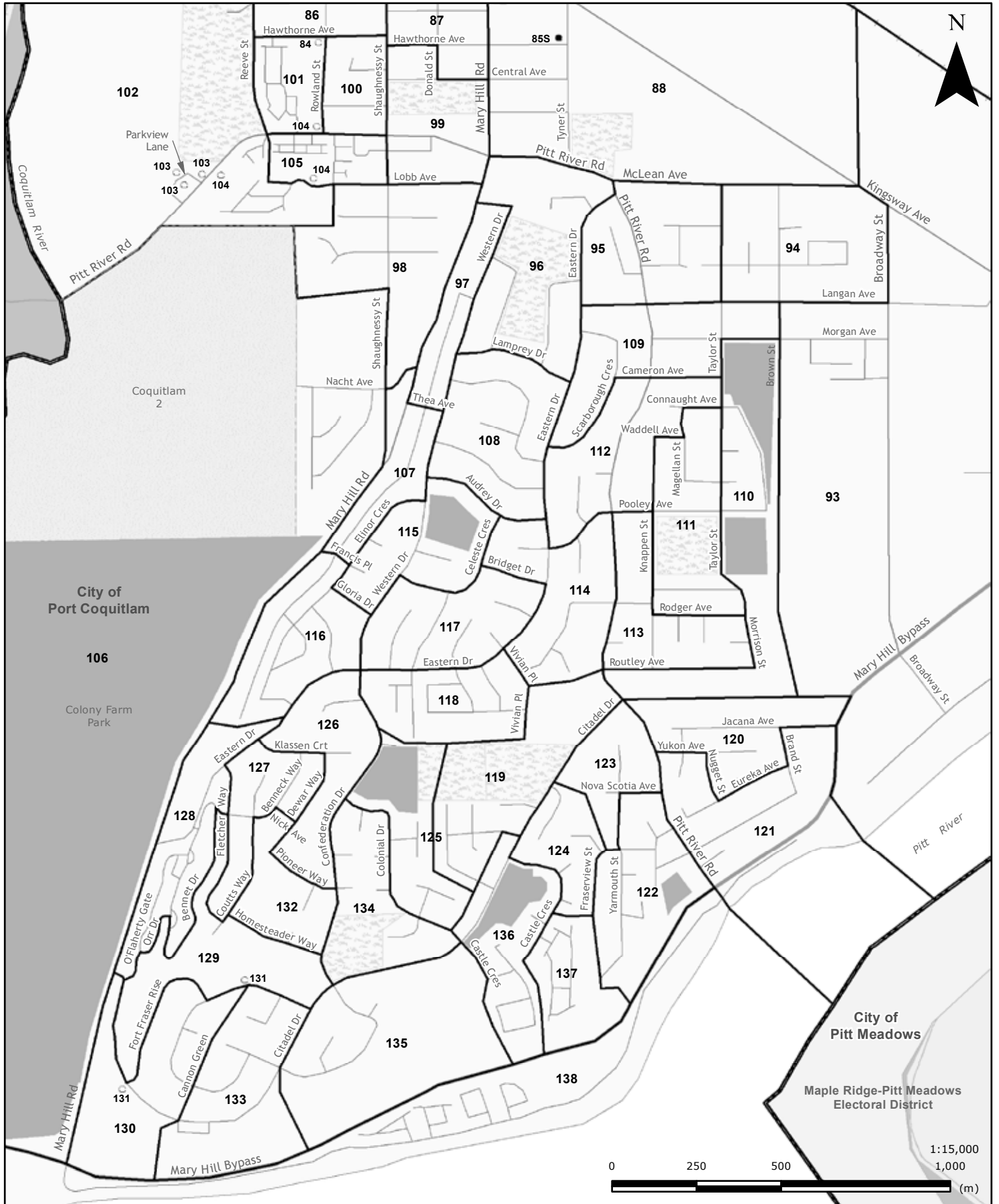
*3 Voting areas 77S, 101S, 106S and 144S combined

*4 Voting areas 36S, 37S, 163S, 165S, 166S and 167S combined



**Port Coquitlam (POC)
MAP B - North Port Coquitlam**





**Port Coquitlam (POC)
Voting results by voting area**

Statement of Votes
40th Provincial General Election
May 14, 2013

	Jogender Dahiya (JD) LBN	Mike Farnworth NDP	Ryan Hague CP	Barbara Lu LIB	Brent Williams YPBC	Total valid votes	Rejected ballots	Registered voters
Advance voting								
Hope Lutheran Christian School	15	729	83	433	19	1,279	10	
Royal Canadian Legion 133	20	1,124	103	762	29	2,038	6	
General voting								
Voting area								
1	0	46	5	30	2	83	1	164
2	1	72	9	61	4	147	0	254
3	4	100	11	61	2	178	1	315
4	3	52	6	33	1	95	0	230
5	0	54	6	24	1	85	0	191
6	0	39	6	34	2	81	0	189
7	4	99	11	40	7	161	0	338
8	3	72	5	58	2	140	1	364
9	0	99	10	49	1	159	0	350
10	1	56	14	39	7	117	0	309
11	0	47	5	30	2	84	0	249
12	1	103	14	71	5	194	0	382
13	3	61	11	58	4	137	0	279
14	5	60	4	42	1	112	1	288
15	1	48	6	23	3	81	0	286
16	0	61	13	55	2	131	0	253
17	2	110	17	60	3	192	0	348
18	5	65	11	38	4	123	0	293
19	2	72	10	51	4	139	1	295
20	3	81	8	49	1	142	0	329
21	0	66	7	45	7	125	2	290
22	3	64	11	38	3	119	1	269
23	6	80	8	54	2	150	1	280
24	2	79	6	38	2	127	0	313
25	4	62	11	76	3	156	0	354
26	4	58	12	35	8	117	3	298
27	0	67	14	31	2	114	0	300
28	2	58	12	31	0	103	0	340
29	2	103	7	32	7	151	1	331
30	6	57	8	36	3	110	2	299
31	2	65	12	27	2	108	2	293
32	1	61	8	57	6	133	2	329
33	1	66	8	39	0	114	4	288
34	3	76	12	48	4	143	0	283
35	0	82	5	32	7	126	0	233
36	5	105	5	37	4	156	0	310
37	4	56	5	43	3	111	1	256
38	1	55	3	32	0	91	1	225
39	1	46	4	45	0	96	0	237
40	2	86	2	77	0	167	2	318

Port Coquitlam (POC)
Voting results by voting area

Voting area (continued)	Jogender Dahiya (JD)	Mike Farnworth	Ryan Hague	Barbara Lu	Brent Williams	Total valid votes	Rejected ballots	Registered voters
	LBN	NDP	CP	LIB	YPBC			
41	0	86	4	50	1	141	0	300
42	1	94	7	32	7	141	2	323
43	6	99	10	56	4	175	2	433
44	0	41	2	21	2	66	1	265
45	1	23	4	17	1	46	1	189
46	3	56	9	32	5	105	1	356
47	1	32	2	6	1	42	0	186
48	1	68	7	28	1	105	0	346
49	1	53	3	18	0	75	0	255
50	2	37	12	30	3	84	0	272
51	5	54	8	17	2	86	1	239
52	1	75	7	37	2	122	0	295
53	1	63	5	28	0	97	0	303
54	0	25	4	21	0	50	0	166
55	3	41	3	33	2	82	0	260
56	1	48	9	23	4	85	3	311
57	0	59	9	39	3	110	0	214
58	4	79	6	22	5	116	1	337
59	1	57	1	31	4	94	0	197
60	0	90	8	47	3	148	0	274
61	3	71	14	38	1	127	0	226
62	0	45	4	100	0	149	0	270
63	4	61	10	78	3	156	0	301
64	1	25	3	33	0	62	0	119
65	4	76	11	77	4	172	0	353
66	2	69	27	81	2	181	1	337
67	2	52	4	66	0	124	2	257
68	0	41	8	42	1	92	0	344
69	0	84	8	51	5	148	2	339
70	2	73	6	36	3	120	1	267
71	3	52	14	39	1	109	0	309
72	1	32	3	16	0	52	3	229
73	3	58	7	54	4	126	0	340
74	5	76	12	47	6	146	0	363
75	2	44	4	19	3	72	0	206
76	5	73	8	43	1	130	1	364
77S *1	-	-	-	-	-	-	-	23
78S	1	19	1	10	0	31	0	43
79	2	63	8	33	4	110	1	433
80	4	66	7	50	4	131	1	392
81	0	52	5	29	2	88	0	271
82	4	55	3	22	6	90	0	271
83S	2	21	2	7	1	33	1	54
84	3	56	13	49	0	121	0	337
85S	1	19	3	12	0	35	2	74
86	2	69	8	48	6	133	1	366
87	3	81	8	52	5	149	0	349
88	3	32	2	22	1	60	0	212
89	0	32	5	22	0	59	0	205
90	2	64	4	54	1	125	0	249

**Port Coquitlam (POC)
Voting results by voting area**

Statement of Votes
40th Provincial General Election
May 14, 2013

Voting area (continued)	Jogender Dahiya (JD)	Mike Farnworth	Ryan Hague	Barbara Lu	Brent Williams	Total valid votes	Rejected ballots	Registered voters
	LBN	NDP	CP	LIB	YPBC			
91	2	37	10	61	2	112	3	313
92	2	80	10	75	3	170	1	436
93	2	53	8	34	0	97	0	217
94	2	102	6	44	4	158	1	309
95	1	73	12	34	4	124	0	353
96	0	87	8	47	8	150	2	287
97	0	52	7	19	4	82	0	173
98	3	72	7	66	2	150	0	371
99	2	67	8	37	8	122	2	284
100	3	62	7	32	4	108	0	332
101	1	42	7	28	1	79	1	234
102	1	31	14	43	1	90	0	217
103	0	54	1	37	5	97	0	289
104	2	60	7	20	3	92	0	257
105	2	51	9	35	1	98	2	225
106	0	80	8	50	2	140	0	340
107	1	46	7	29	1	84	0	178
108	3	95	62	4	12	176	1	316
109	2	74	10	36	2	124	1	313
110	0	74	9	27	1	111	0	188
111	4	82	3	55	1	145	0	254
112	6	76	21	58	4	165	0	310
113	5	80	11	43	3	142	1	293
114	3	90	7	55	3	158	1	315
115	0	57	9	21	2	89	0	216
116	2	71	10	43	4	130	1	280
117	1	74	19	51	1	146	1	265
118	4	89	13	49	1	156	0	306
119	2	78	10	71	4	165	0	319
120	3	52	11	56	1	123	0	249
121	2	67	13	59	3	144	1	369
122	1	73	13	54	1	142	0	322
123	0	48	3	36	2	89	0	228
124	2	42	9	46	3	102	1	206
125	0	56	7	56	1	120	0	207
126	2	84	6	84	2	178	0	368
127	3	66	9	76	2	156	0	334
128	3	64	18	56	2	143	1	368
129	4	47	17	67	5	140	0	315
130	4	46	4	102	2	158	1	304
131	2	50	4	127	0	183	1	380
132	3	54	11	59	2	129	3	242
133	1	78	11	93	1	184	0	338
134	1	81	10	95	0	187	1	310
135	2	76	11	90	2	181	0	279
136	6	48	9	82	2	147	2	291
137	1	68	7	51	1	128	0	272
138	1	53	8	119	0	181	2	383
139S *1	4	25	9	4	0	42	2	44
140S	6	38	7	24	1	76	1	84
Sub totals	325	10,588	1,377	7,412	407	20,109	105	39,059

	Jogender Dahiya (JD) LBN	Mike Farnworth NDP	Ryan Hague CP	Barbara Lu LIB	Brent Williams YPBC	Total valid votes	Rejected ballots	Registered voters
s. 98 Special	3	64	4	25	0	96	1	
s. 99 Absentee - in ED	16	522	77	308	23	946	8	
s. 100 Absentee - out of ED	9	264	29	142	7	451	32	
s. 101 Absentee - advance	1	62	5	58	4	130	7	
s. 104 Voting in DEO office	4	240	29	163	6	442	6	
s. 106 Voting by mail	0	15	4	12	0	31	1	
Grand totals	358	11,755	1,525	8,120	447	22,205	160	39,059
% of valid votes	1.61%	52.94%	6.87%	36.57%	2.01%			

Summary

Valid votes - General and advance	20,109	90.56%	Total valid votes
s. 98 Special	96	0.43%	Total valid votes
s. 99 Absentee - in ED	946	4.26%	Total valid votes
s. 100 Absentee - out of ED	451	2.03%	Total valid votes
s. 101 Absentee - advance	130	0.59%	Total valid votes
s. 104 Voting in DEO office	442	1.99%	Total valid votes
s. 106 Voting by mail	31	0.14%	Total valid votes

Total valid votes 22,205

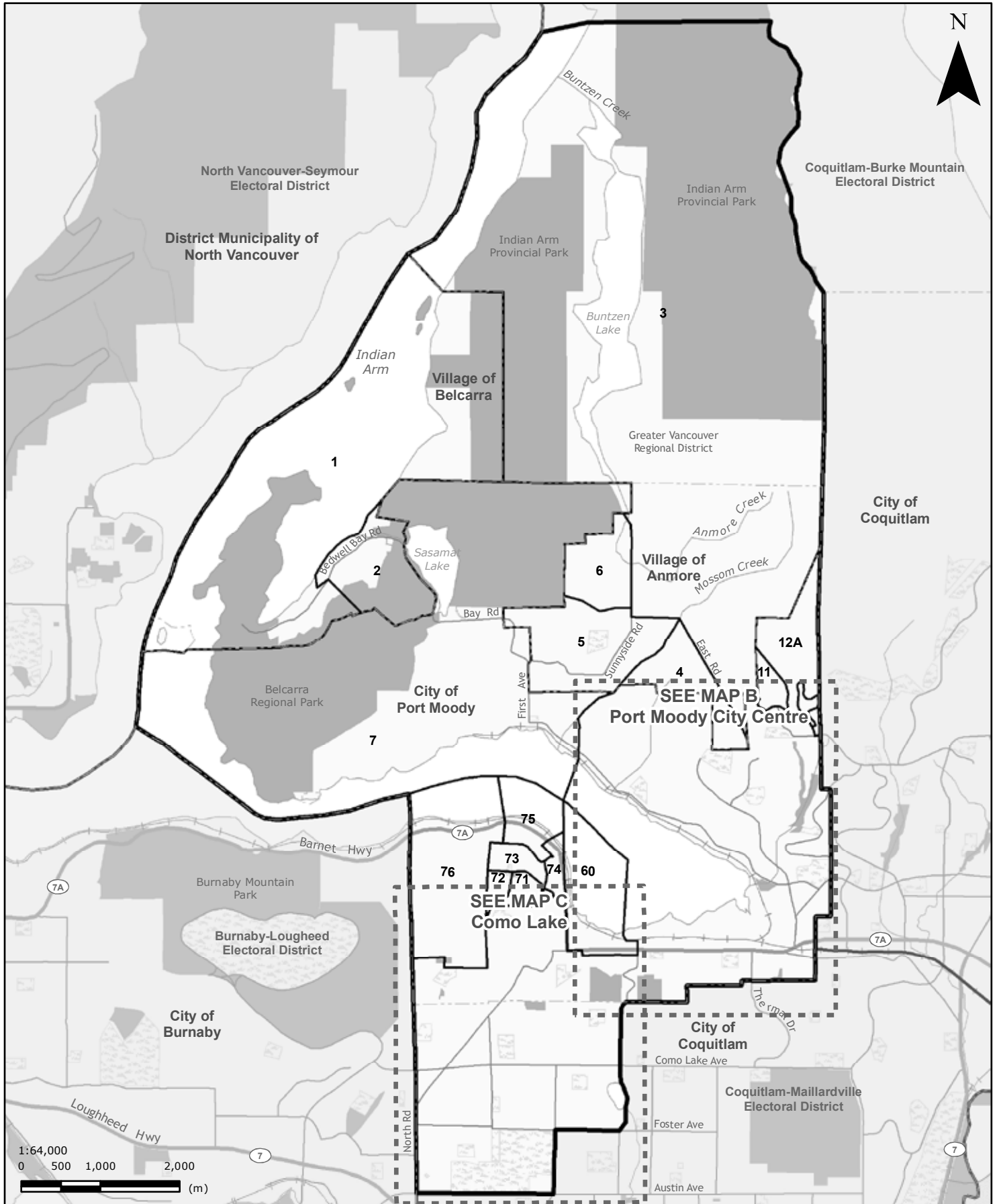
Rejected ballots	160	0.72%	Ballots cast
Registered voters who voted	22,365	57.26%	Registered voters

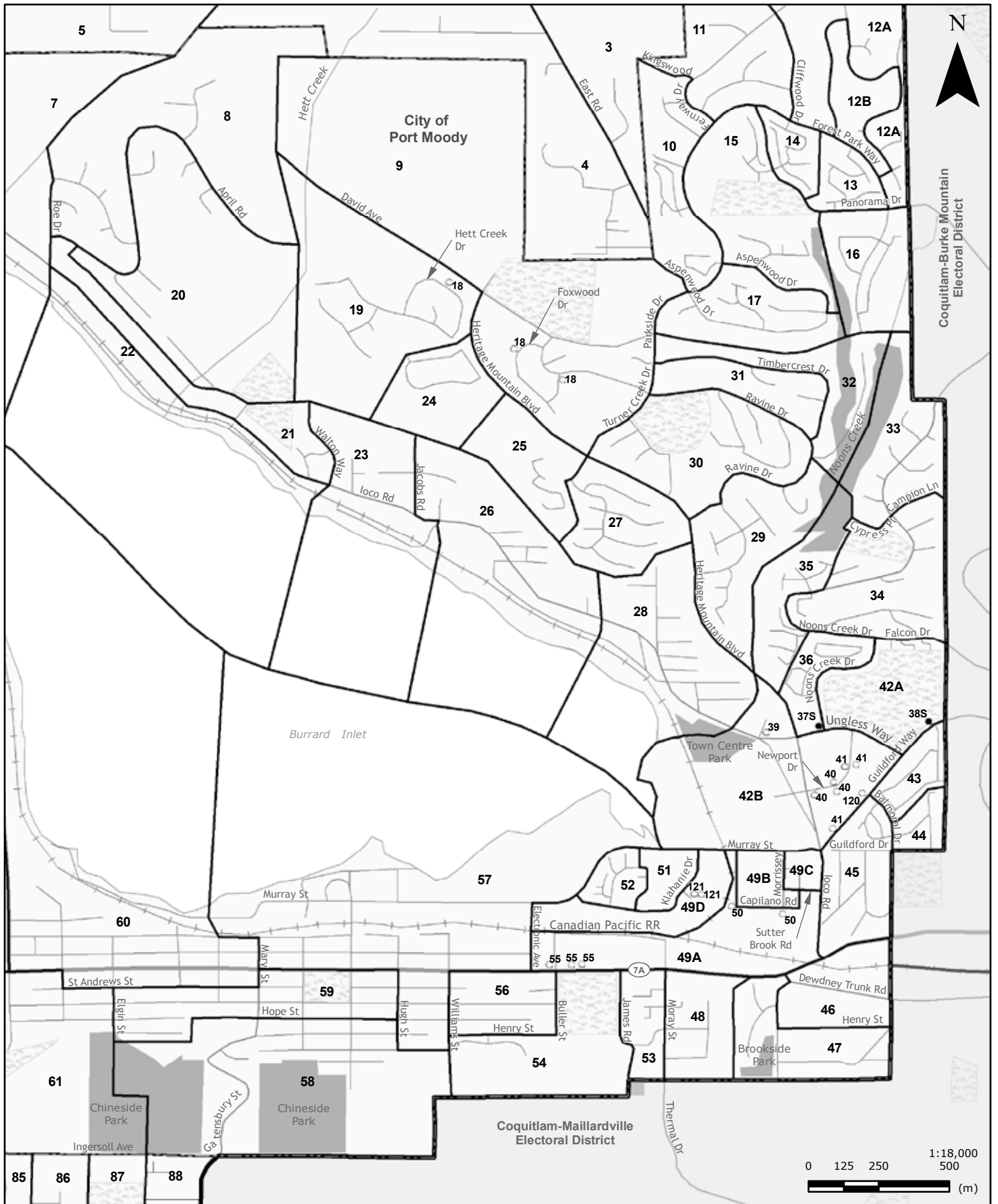
Registered voters 39,059

Candidate elected: Mike Farnworth (NDP)

*1 Voting areas 77S and 139S combined

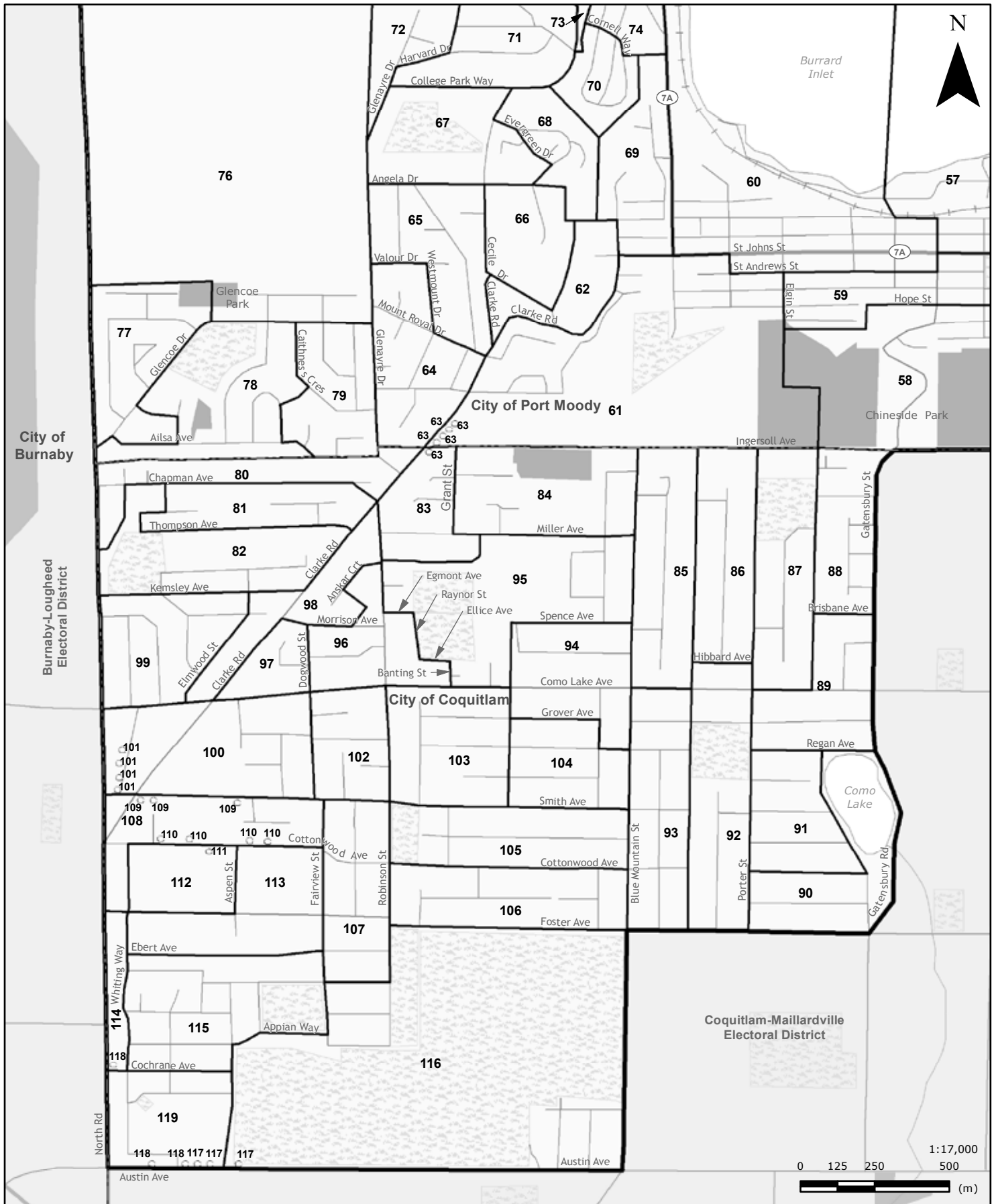
Port Moody-Coquitlam (POM)
MAP A - Port Moody-Coquitlam Electoral District





**Port Moody-Coquitlam (POM)
MAP C - Como Lake**

Statement of Votes
40th Provincial General Election
May 14, 2013



	Billie Helps	Jeff Monds	Linda Reimer	Joe Trasolini	Total valid votes	Rejected ballots	Registered voters
	GP	LBN	LIB	NDP			
Advance voting							
Coquitlam Presbyterian Church	59	12	478	575	1,124	4	
Port Moody Recreation Complex	181	29	1,371	1,287	2,868	12	
General voting							
Voting area							
1	14	1	106	41	162	0	291
2	10	2	71	50	133	0	243
3	14	0	92	37	143	1	332
4	7	1	90	52	150	1	362
5	19	1	176	55	251	0	469
6	11	1	83	47	142	0	338
7	1	0	20	22	43	0	99
8	22	3	79	75	179	0	351
9	4	0	107	46	157	0	360
10	8	2	90	63	163	2	380
11	17	0	114	37	168	1	375
12A	4	1	92	26	123	0	283
12B	4	1	56	32	93	0	248
13	3	1	41	25	70	0	219
14	11	2	56	39	108	2	279
15	19	4	79	59	161	0	309
16	7	0	60	21	88	0	167
17	5	1	88	30	124	2	354
18	15	0	79	48	142	0	321
19	8	1	101	32	142	1	354
20	15	2	78	55	150	0	332
21	8	0	46	36	90	0	174
22	8	1	87	42	138	1	281
23	15	0	73	36	124	1	220
24	3	0	70	20	93	0	213
25	3	0	44	42	89	0	188
26	11	2	60	59	132	0	328
27	11	1	75	50	137	0	368
28	9	0	53	45	107	1	276
29	16	2	86	52	156	1	309
30	12	3	94	66	175	0	363
31	5	3	59	43	110	0	233
32	5	0	73	30	108	1	269
33	14	6	76	52	148	0	325
34	10	1	97	55	163	0	349
35	8	1	47	48	104	0	254
36	17	2	31	78	128	1	315
37S *1	-	-	-	-	-	-	32
38S *1	5	0	23	23	51	3	72
39	7	0	25	38	70	0	231

Port Moody-Coquitlam (POM)
Voting results by voting area

Statement of Votes
 40th Provincial General Election
 May 14, 2013

Voting area (continued)	Billie Helps	Jeff Monds	Linda Reimer	Joe Trasolini	Total valid votes	Rejected ballots	Registered voters
	GP	LBN	LIB	NDP			
40	12	3	56	49	120	0	330
41	15	3	44	33	95	0	300
42A	3	0	5	18	26	0	95
42B	6	1	32	23	62	0	268
43	13	1	53	71	138	3	317
44	6	1	30	58	95	0	225
45	23	0	57	64	144	0	307
46	10	0	52	42	104	2	270
47	9	1	54	53	117	1	260
48	9	1	36	36	82	0	214
49A	8	1	17	16	42	0	215
49B	6	4	56	58	124	0	377
49C	7	2	60	50	119	1	400
49D	15	1	51	78	145	0	293
50	18	1	46	47	112	0	194
51	15	0	66	64	145	0	352
52	10	0	81	76	167	0	372
53	10	3	26	50	89	2	229
54	6	0	33	34	73	1	202
55	14	2	35	74	125	2	279
56	6	2	22	49	79	0	260
57	9	4	26	30	69	0	217
58	15	2	74	78	169	1	353
59	15	2	44	73	134	0	286
60	9	1	19	47	76	0	244
61	18	0	42	85	145	0	312
62	9	1	21	51	82	0	218
63	11	0	24	73	108	0	376
64	11	3	68	86	168	1	351
65	18	2	62	69	151	0	326
66	17	1	19	81	118	0	256
67	12	1	20	76	109	0	270
68	11	2	58	64	135	1	287
69	11	3	36	59	109	0	292
70	15	0	30	79	124	0	278
71	15	1	78	97	191	0	332
72	9	2	29	69	109	0	274
73	9	4	66	73	152	0	263
74	16	0	51	48	115	0	327
75	10	0	51	48	109	0	370
76	4	1	42	41	88	0	134
77	12	2	121	109	244	2	349
78	20	0	88	120	228	1	355
79	9	2	77	77	165	0	257
80	11	3	52	45	111	0	266
81	13	4	58	69	144	1	355
82	14	2	50	73	139	3	331
83	12	3	29	65	109	2	249
84	7	0	57	45	109	0	244
85	12	1	59	63	135	0	302

Voting area (continued)	Billie Helps	Jeff Monds	Linda Reimer	Joe Trasolini	Total valid votes	Rejected ballots	Registered voters
	GP	LBN	LIB	NDP			
86	11	2	84	49	146	1	285
87	10	0	73	52	135	0	259
88	9	1	39	37	86	0	178
89	8	2	43	61	114	1	255
90	14	1	52	50	117	0	215
91	13	2	58	42	115	0	212
92	7	1	96	61	165	0	320
93	11	4	55	59	129	0	312
94	17	1	48	33	99	0	249
95	6	0	56	64	126	0	267
96	14	2	50	61	127	1	288
97	12	1	14	40	67	0	274
98	7	5	40	46	98	1	285
99	9	1	53	57	120	1	308
100	4	1	41	26	72	1	291
101	6	3	36	43	88	0	325
102	6	1	41	36	84	1	219
103	6	1	56	84	147	2	327
104	12	1	52	39	104	1	235
105	7	3	81	55	146	1	298
106	11	2	104	62	179	0	359
107	5	1	72	56	134	0	256
108	3	1	36	47	87	1	299
109	10	0	38	62	110	1	313
110	6	1	22	54	83	0	295
111	1	3	13	34	51	0	263
112	3	1	8	34	46	0	232
113	11	1	69	52	133	0	299
114	12	0	35	55	102	0	296
115	19	0	72	93	184	0	364
116	18	0	69	38	125	0	288
117	6	4	53	38	101	3	360
118	7	1	35	25	68	0	263
119	8	2	25	32	67	0	197
120	6	3	50	40	99	0	356
121	12	1	57	50	120	0	390
Sub totals	1,527	215	8,915	8,372	19,029	75	35,731
s. 98 Special	8	2	27	53	90	1	
s. 99 Absentee - in ED	74	15	246	267	602	6	
s. 100 Absentee - out of ED	51	3	183	232	469	30	
s. 101 Absentee - advance	10	0	48	48	106	2	
s. 104 Voting in DEO office	35	1	235	232	503	15	
s. 106 Voting by mail	3	1	21	34	59	4	
Grand totals	1,708	237	9,675	9,238	20,858	133	35,731
% of valid votes	8.19%	1.14%	46.38%	44.29%			

Port Moody-Coquitlam (POM)
Voting results by voting area

Statement of Votes
40th Provincial General Election
May 14, 2013

Summary

Valid votes - General and advance	19,029	91.23%	Total valid votes
s. 98 Special	90	0.43%	Total valid votes
s. 99 Absentee - in ED	602	2.89%	Total valid votes
s. 100 Absentee - out of ED	469	2.25%	Total valid votes
s. 101 Absentee - advance	106	0.51%	Total valid votes
s. 104 Voting in DEO office	503	2.41%	Total valid votes
s. 106 Voting by mail	59	0.28%	Total valid votes

Total valid votes **20,858**

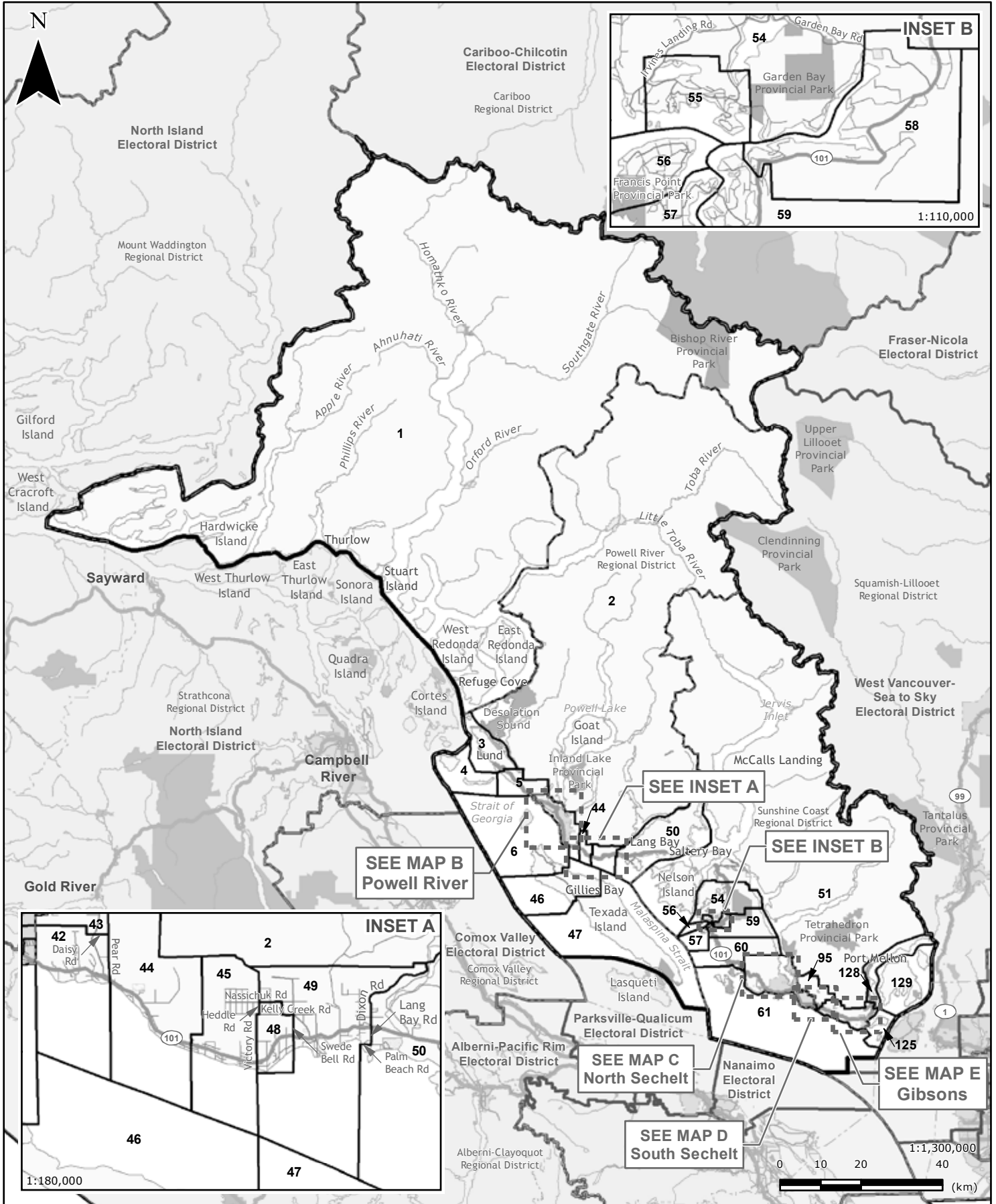
Rejected ballots	133	0.63%	Ballots cast
Registered voters who voted	20,991	58.75%	Registered voters

Registered voters **35,731**

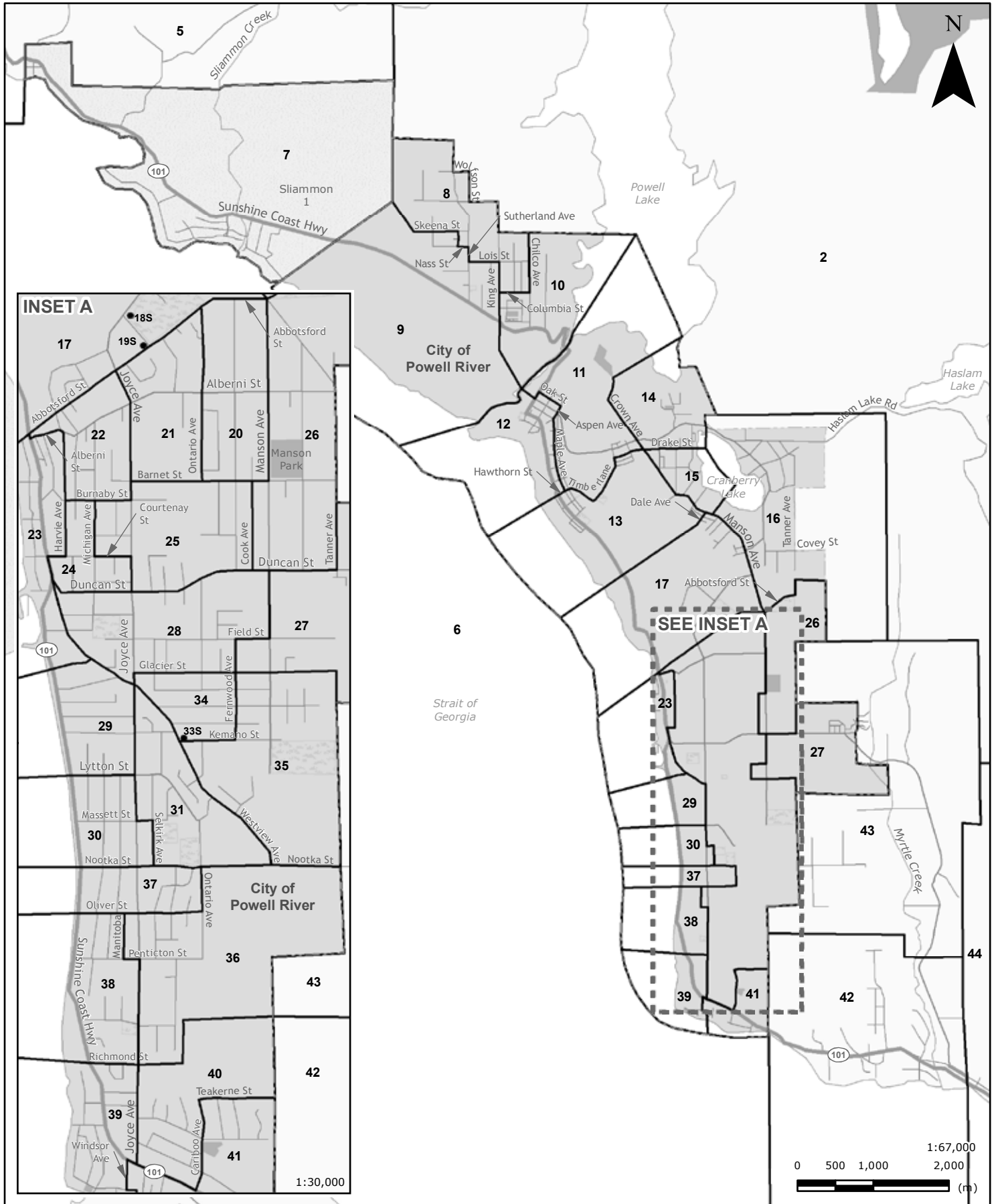
Candidate elected: **Linda Reimer (LIB)**

*1 Voting areas 37S and 38S combined

Powell River-Sunshine Coast (POR)
MAP A - Powell River-Sunshine Coast Electoral District



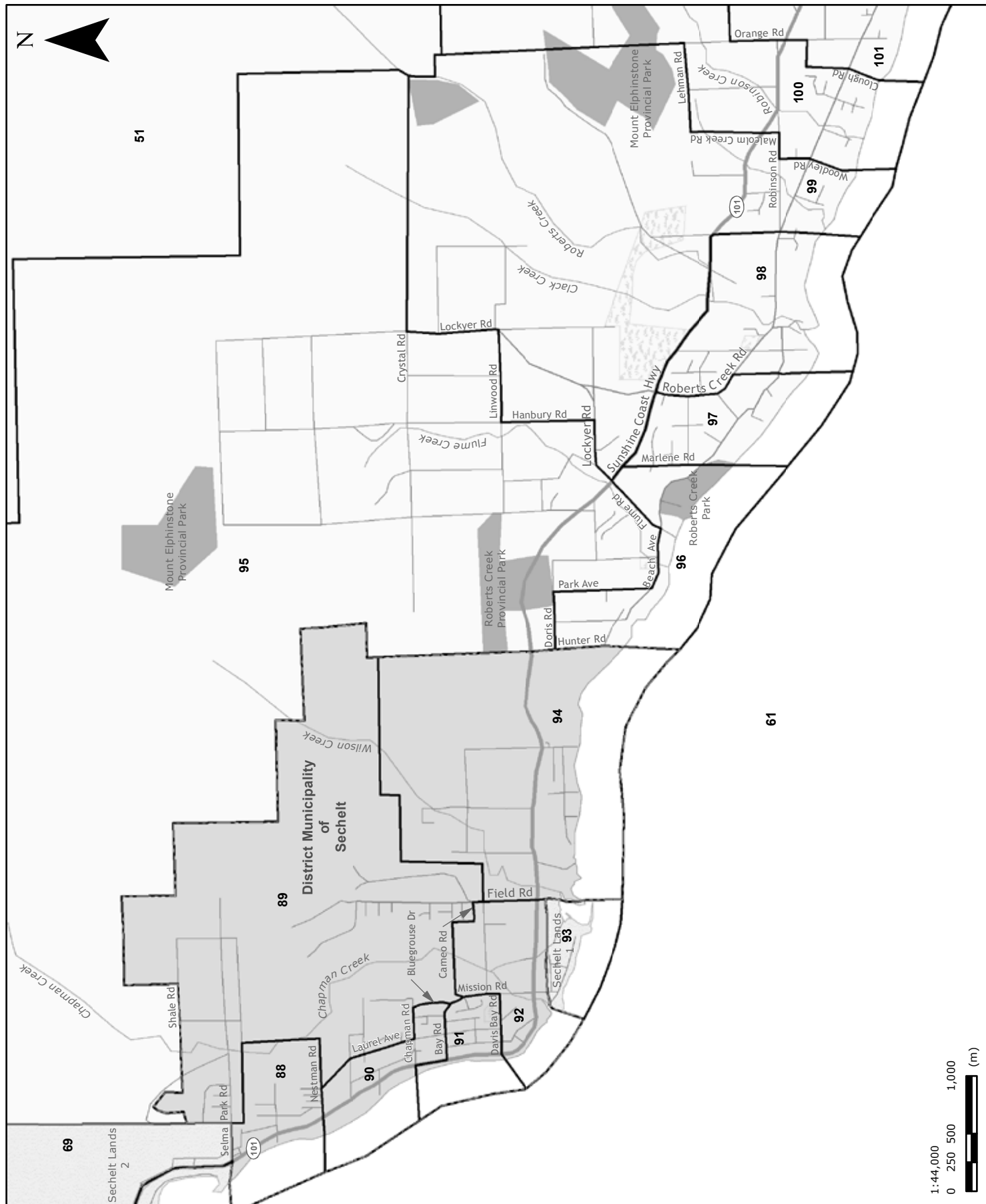
**Powell River-Sunshine Coast (POR)
MAP B - Powell River**

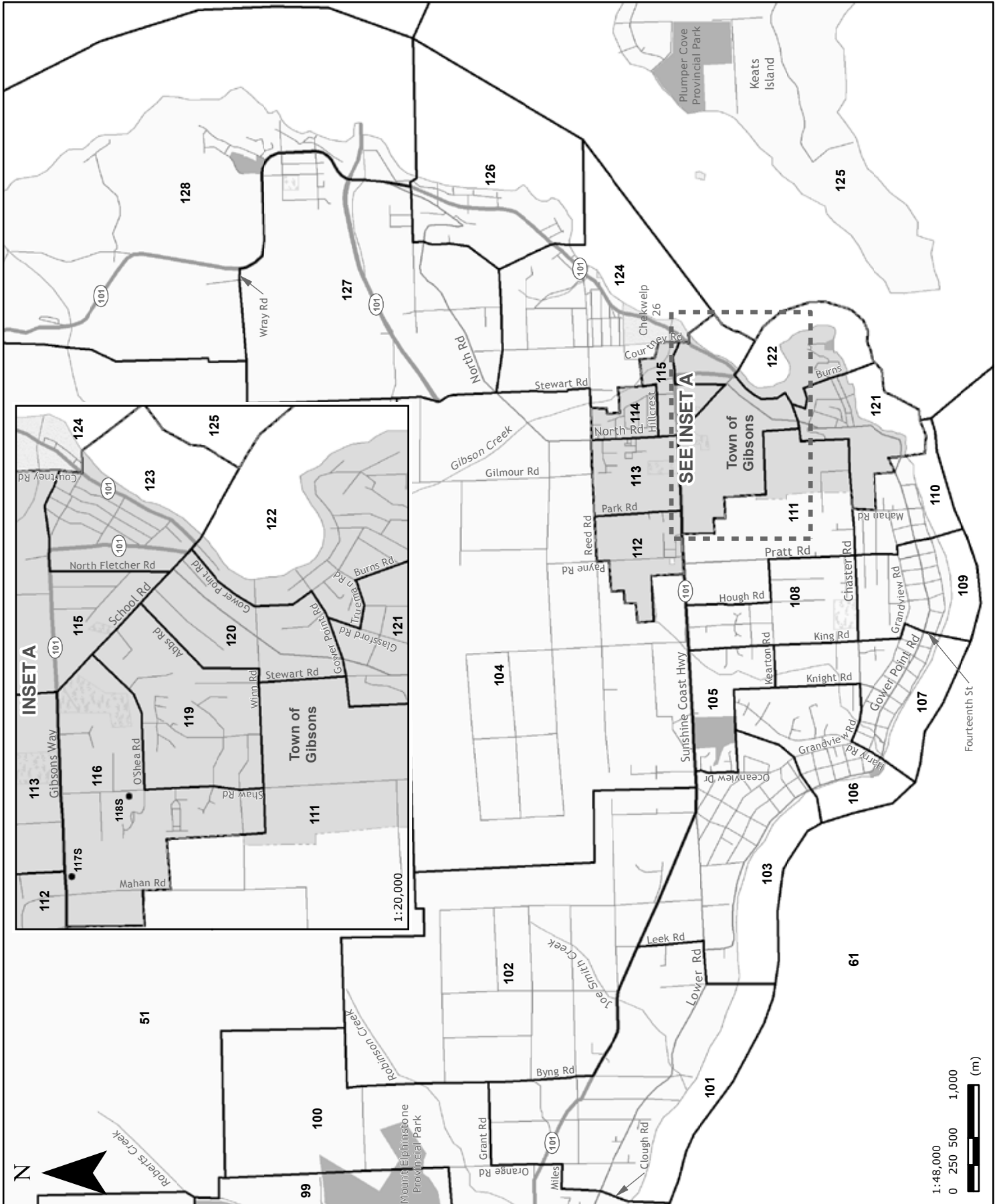




**Powell River-Sunshine Coast (POR)
MAP D - South Sechelt**

Statement of Votes
40th Provincial General Election
May 14, 2013





Powell River-Sunshine Coast (POR)
Voting results by voting area

Statement of Votes
 40th Provincial General Election
 May 14, 2013

	Patrick Muncaster	Nicholas Simons	Richard Carl Till	Total valid votes	Rejected ballots	Registered voters
	LIB	NDP	GP			
Advance voting						
Kinsmen Hall	618	772	190	1,580	4	
Royal Canadian Legion 140	757	969	204	1,930	3	
Town Centre Mall	658	1,273	220	2,151	7	
General voting						
Voting area						
1 *1	-	-	-	-	-	15
2 *1	-	-	-	-	-	7
3 *1	44	126	47	217	2	379
4 *2	-	-	-	-	-	83
5 *2	26	87	31	144	0	339
6	33	114	20	167	1	295
7	22	133	6	161	0	435
8	25	113	12	150	1	301
9	42	88	13	143	1	329
10	23	76	13	112	0	247
11	21	98	3	122	0	357
12	18	114	13	145	0	345
13	34	85	19	138	1	289
14	22	106	25	153	0	371
15	23	91	25	139	0	355
16	36	93	10	139	0	366
17	43	58	10	111	0	347
18S *3	-	-	-	-	-	71
19S *3	-	-	-	-	-	36
20	33	78	12	123	1	342
21	27	68	5	100	1	322
22	28	74	16	118	2	336
23	58	73	10	141	0	339
24	27	43	12	82	0	281
25	22	73	3	98	3	310
26	31	65	11	107	0	311
27	46	97	8	151	3	377
28	55	76	15	146	0	396
29	52	96	17	165	0	344
30	38	78	11	127	0	303
31	47	90	9	146	1	332
33S *3	23	39	11	73	0	79
34	22	82	11	115	1	380
35	62	81	13	156	0	398
36	79	88	13	180	1	365
37	48	90	16	154	0	352
38	55	102	11	168	0	318
39	62	68	15	145	1	346
40	51	70	14	135	0	307
41	69	67	8	144	0	345

Powell River-Sunshine Coast (POR)
Voting results by voting area

	Patrick Muncaster	Nicholas Simons	Richard Carl Till	Total valid votes	Rejected ballots	Registered voters
Voting area (continued)	LIB	NDP	GP			
42	75	59	8	142	0	302
43	37	74	13	124	0	307
44	65	96	10	171	0	470
45	39	106	23	168	2	391
46	33	93	19	145	0	243
47	46	94	26	166	0	302
48	57	94	25	176	0	354
49	59	99	33	191	0	387
50	42	113	35	190	1	342
51	23	45	7	75	0	171
54	80	78	31	189	1	356
55	79	74	25	178	1	326
56	62	61	19	142	0	256
57	79	53	12	144	0	265
58	65	99	18	182	0	380
59	83	84	28	195	2	352
60	46	52	15	113	0	304
61	67	68	19	154	2	308
62	60	68	19	147	0	357
63	58	78	22	158	0	340
64	59	50	20	129	0	275
65	52	79	23	154	0	344
66	41	52	19	112	1	257
67	34	78	14	126	0	357
68	65	51	15	131	0	347
69	2	57	16	75	0	218
70	43	68	14	125	2	377
71	29	32	17	78	0	306
72	42	59	14	115	0	327
73	66	51	11	128	1	357
74	68	69	20	157	1	316
75	54	75	7	136	0	355
76	65	38	11	114	0	298
77	46	72	13	131	0	325
78	63	61	13	137	0	336
79	54	94	34	182	2	384
80	95	105	23	223	0	410
81	94	81	17	192	1	446
82S *4	13	20	2	35	0	22
83S *4	-	-	-	-	-	17
84	56	54	12	122	0	358
85	19	39	10	68	0	290
86	2	52	14	68	0	149
87S *4	-	-	-	-	-	29
88	47	61	17	125	1	324
89	70	71	15	156	0	320
90	70	91	19	180	1	330
91	71	80	20	171	0	350
92	36	119	21	176	0	376
93	15	29	3	47	0	111

Powell River-Sunshine Coast (POR)
Voting results by voting area

Statement of Votes
 40th Provincial General Election
 May 14, 2013

	Patrick Muncaster	Nicholas Simons	Richard Carl Till	Total valid votes	Rejected ballots	Registered voters
Voting area (continued)	LIB	NDP	GP			
94	31	55	23	109	0	260
95	47	106	23	176	1	358
96	46	86	19	151	0	309
97	31	114	30	175	1	337
98	40	93	28	161	0	314
99	39	137	31	207	2	375
100	22	90	35	147	1	299
101	29	85	39	153	0	303
102	27	46	21	94	0	228
103	27	47	8	82	0	299
104	51	84	24	159	1	397
105	37	72	8	117	0	305
106	44	103	22	169	1	343
107	36	91	15	142	2	323
108	52	71	28	151	0	348
109	50	96	24	170	1	362
110	30	85	18	133	0	281
111	29	51	12	92	0	230
112	36	46	7	89	0	187
113	51	61	13	125	0	305
114	45	99	18	162	2	393
115	23	92	12	127	1	357
116	42	66	11	119	1	345
117S *4	-	-	-	-	-	9
118S	13	19	3	35	0	76
119	81	50	19	150	0	397
120	29	62	8	99	1	366
121	45	77	14	136	0	384
122 *5	47	58	18	123	0	330
123	29	54	15	98	0	303
124	21	74	29	124	0	358
125 *5	-	-	-	-	-	60
126	46	67	10	123	0	301
127	47	90	28	165	0	345
128	59	95	24	178	0	344
129	15	39	14	68	0	122
Sub totals	7,203	11,931	2,594	21,728	68	37,727
s. 98 Special	31	115	16	162	6	
s. 99 Absentee - in ED	235	486	148	869	3	
s. 100 Absentee - out of ED	96	132	27	255	9	
s. 101 Absentee - advance	23	51	9	83	0	
s. 104 Voting in DEO office	173	345	55	573	5	
s. 106 Voting by mail	31	60	7	98	1	
Grand totals	7,792	13,120	2,856	23,768	92	37,727
% of valid votes	32.78%	55.20%	12.02%			

Summary

Valid votes - General and advance	21,728	91.42%	Total valid votes
s. 98 Special	162	0.68%	Total valid votes
s. 99 Absentee - in ED	869	3.66%	Total valid votes
s. 100 Absentee - out of ED	255	1.07%	Total valid votes
s. 101 Absentee - advance	83	0.35%	Total valid votes
s. 104 Voting in DEO office	573	2.41%	Total valid votes
s. 106 Voting by mail	98	0.41%	Total valid votes

Total valid votes **23,768**

Rejected ballots	92	0.39%	Ballots cast
Registered voters who voted	23,860	63.24%	Registered voters

Registered voters **37,727**

Candidate elected: **Nicholas Simons (NDP)**

*1 Voting areas 1, 2 and 3 combined

*2 Voting areas 4 and 5 combined

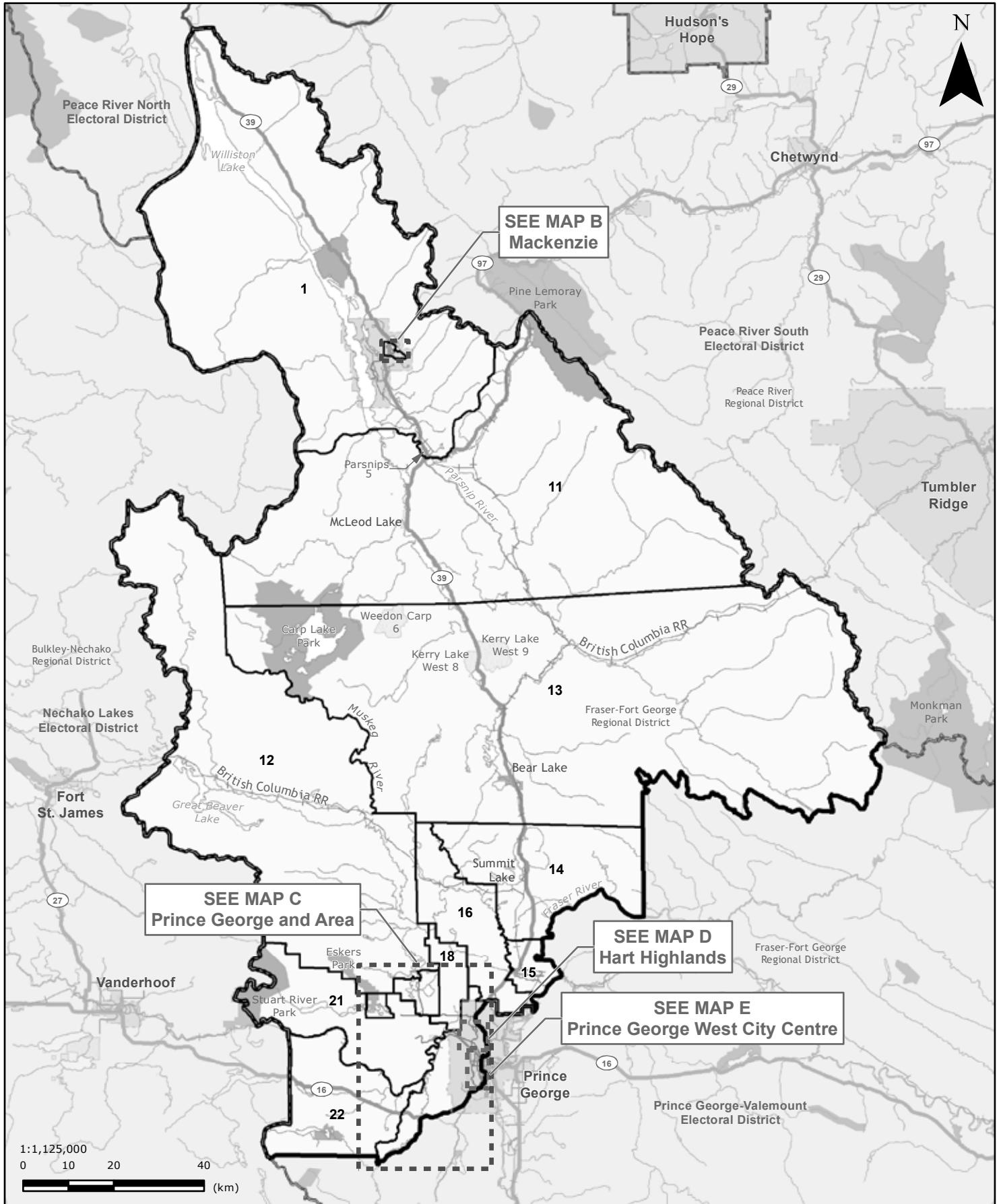
*3 Voting areas 18S, 19S and 33S combined

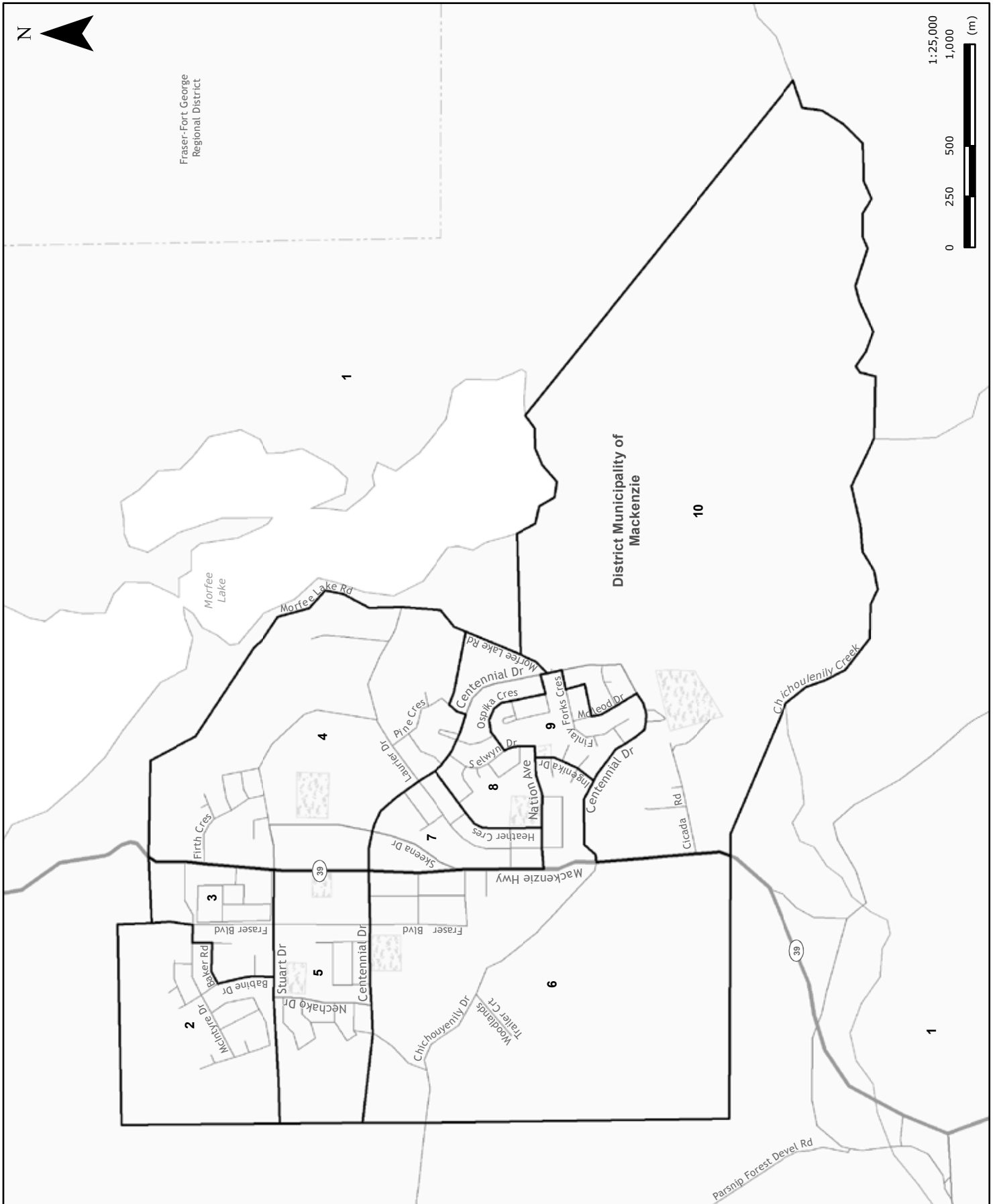
*4 Voting areas 82S, 83S, 87S and 117S combined

*5 Voting areas 122 and 125 combined

Following a redistribution of voting areas, voting area numbers 32S, 52 and 53 were not used in Powell River-Sunshine Coast for the 40th Provincial General Election and are therefore not included in the list of voting area results on the preceding pages.

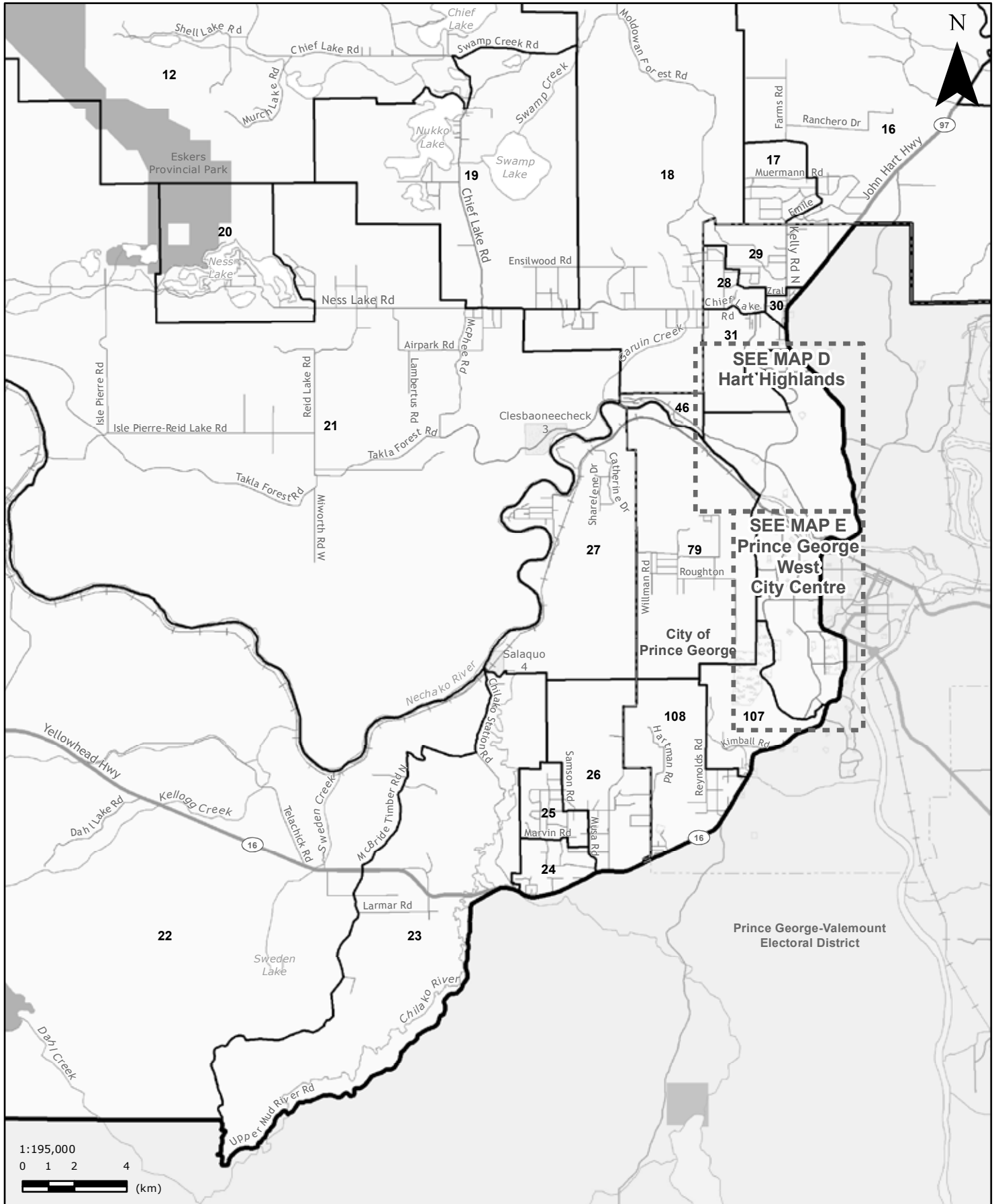
Prince George-Mackenzie (PRM)
MAP A - Prince George-Mackenzie Electoral District





**Prince George-Mackenzie (PRM)
MAP C - Prince George and Area**

Statement of Votes
40th Provincial General Election
May 14, 2013



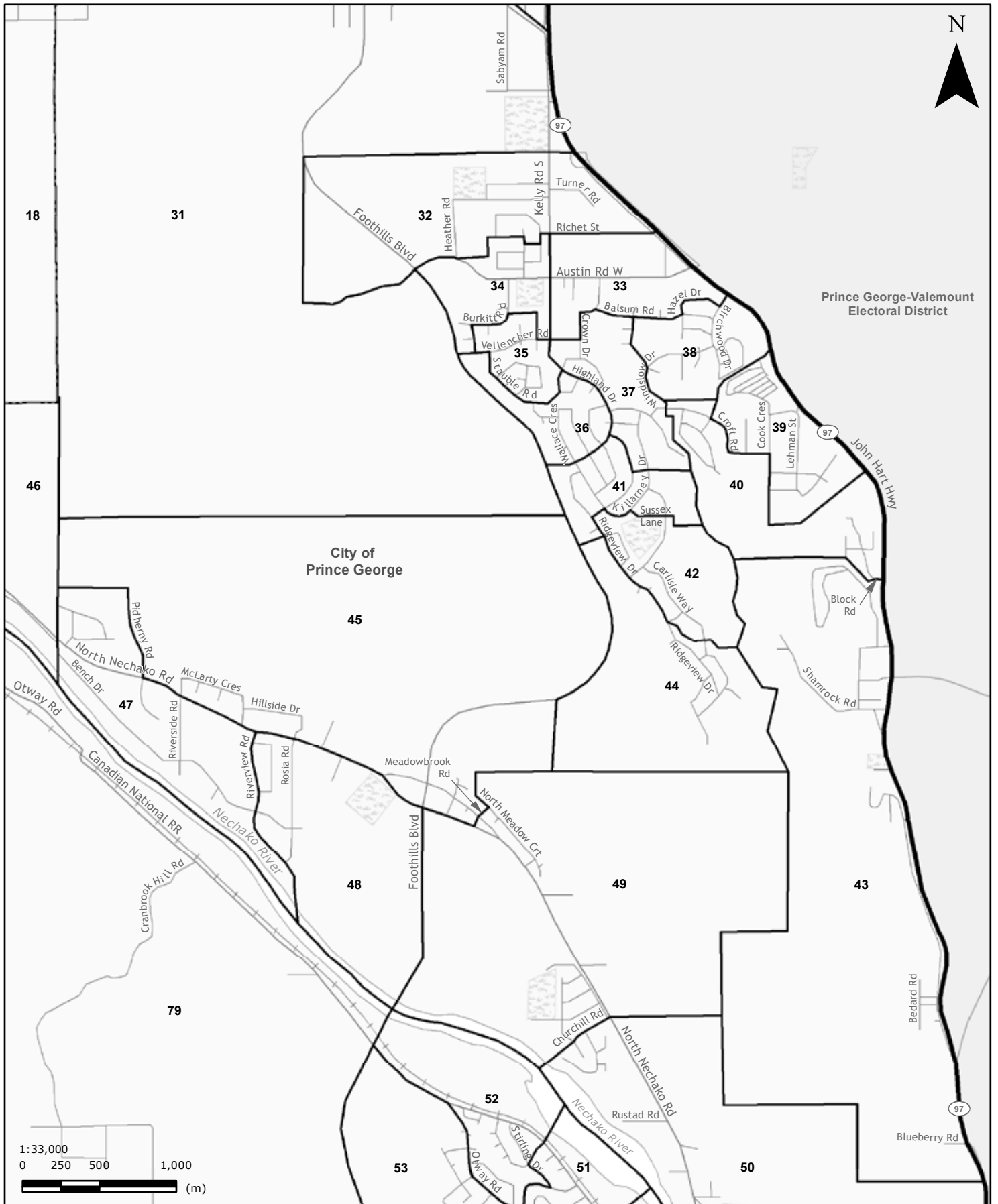
SEE MAP D
Hart Highlands

SEE MAP E
Prince George
West
City Centre

City of
Prince George

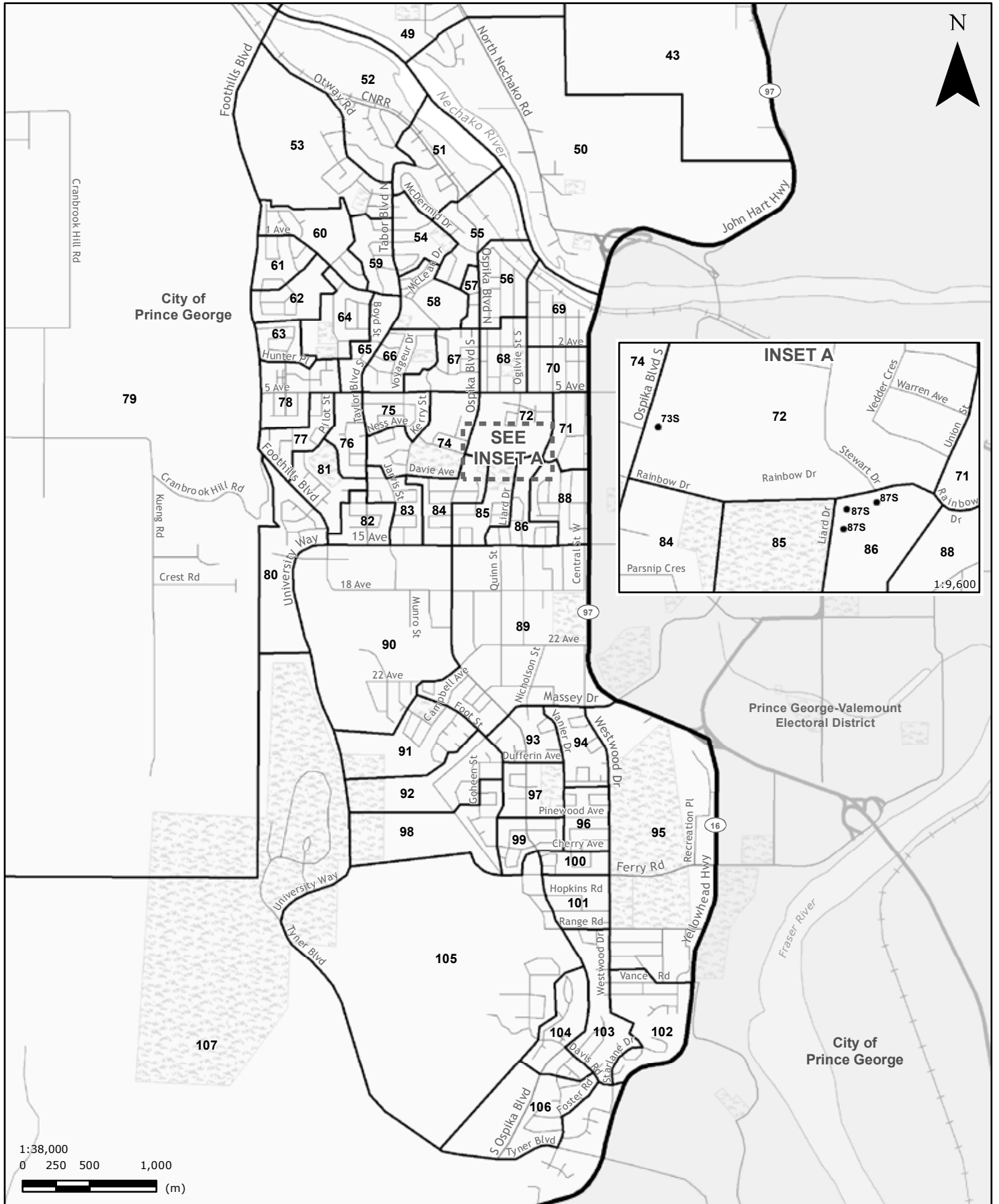
Prince George-Valemount
Electoral District





**Prince George-Mackenzie (PRM)
MAP E - Prince George West City Centre**

Statement of Votes
40th Provincial General Election
May 14, 2013



	Bobby Deepak	Karen McDowell	Mike Morris	Terry Rysz	Total valid votes	Rejected ballots	Registered voters
	NDP	GP	LIB	CP			
Advance voting							
Christ Our Saviour Church Hall	318	31	664	48	1,061	4	
Mackenzie Recreation Centre	167	19	219	22	427	3	
Our Saviour's Lutheran Church	228	17	245	16	506	2	
Zion Lutheran Church	711	71	1,006	44	1,832	5	
General voting							
Voting area							
1	12	3	52	3	70	0	180
2	26	4	55	6	91	0	333
3	22	3	23	1	49	1	250
4	42	7	66	3	118	1	377
5	37	7	49	4	97	0	319
6	27	6	41	1	75	0	268
7	31	6	39	4	80	0	285
8	32	7	40	6	85	0	308
9	27	2	64	3	96	0	286
10	25	2	35	6	68	1	214
11	29	14	16	1	60	0	115
12	20	13	58	6	97	0	193
13 *1	25	10	46	4	85	0	138
14 *1	-	-	-	-	-	-	45
15	37	9	76	17	139	2	312
16	16	7	60	2	85	0	349
17	32	11	71	12	126	0	323
18	28	9	102	13	152	0	352
19	50	7	76	9	142	0	320
20	35	16	85	7	143	0	270
21	36	13	73	11	133	1	346
22	35	6	58	5	104	2	233
23	16	14	106	5	141	0	247
24	40	8	87	6	141	1	295
25	48	1	114	5	168	1	335
26	37	6	127	14	184	0	350
27	64	12	105	12	193	1	379
28	25	6	59	8	98	1	236
29	34	12	68	8	122	0	299
30	13	8	56	9	86	0	311
31	52	2	71	16	141	0	338
32	61	2	57	8	128	1	333
33	35	11	63	10	119	0	337
34	39	2	84	7	132	0	356
35	34	9	115	10	168	0	367
36	46	8	84	6	144	0	347
37	46	7	79	8	140	0	316
38	42	14	71	5	132	0	373
39	24	2	49	4	79	1	317
40	36	15	71	8	130	0	352

Prince George-Mackenzie (PRM)
Voting results by voting area

Statement of Votes
 40th Provincial General Election
 May 14, 2013

Voting area (continued)	Bobby Deepak	Karen McDowell	Mike Morris	Terry Rysz	Total valid votes	Rejected ballots	Registered voters
	NDP	GP	LIB	CP			
41	61	14	72	12	159	1	379
42	34	3	123	5	165	0	332
43	35	10	39	5	89	0	376
44	46	2	109	1	158	1	352
45	55	5	83	8	151	1	363
46	45	9	128	5	187	0	361
47	37	4	149	6	196	1	368
48	47	12	73	7	139	0	342
49	54	11	125	7	197	0	351
50	56	8	120	3	187	1	352
51	40	6	74	4	124	0	318
52	43	2	87	7	139	0	402
53	39	7	111	2	159	0	418
54	44	6	49	5	104	0	279
55	43	6	52	5	106	0	322
56	56	10	106	7	179	0	334
57	29	5	12	2	48	0	236
58	52	9	18	5	84	0	311
59	45	7	69	5	126	2	333
60	49	12	64	4	129	1	312
61	56	4	62	3	125	0	306
62	37	2	86	4	129	1	292
63	61	10	46	4	121	0	305
64	51	5	81	5	142	0	295
65	38	4	53	1	96	0	338
66	26	9	70	3	108	2	280
67	49	8	61	5	123	1	388
68	45	10	51	7	113	0	332
69	79	7	72	6	164	0	345
70	62	13	64	3	142	1	360
71	28	2	28	3	61	0	249
72	30	7	57	7	101	1	339
73S *2	-	-	-	-	-	-	59
74	73	7	71	5	156	0	335
75	48	6	48	5	107	0	302
76	58	10	80	6	154	0	320
77	57	5	83	5	150	0	318
78	68	10	89	7	174	1	427
79	30	7	131	3	171	0	340
80	34	10	43	7	94	1	255
81	39	5	69	4	117	0	274
82	46	7	65	3	121	0	328
83	42	8	62	11	123	0	327
84	48	7	84	5	144	0	325
85	37	7	53	3	100	0	320
86	45	16	40	4	105	2	357
87S *2	19	1	23	12	55	0	62
88	39	1	45	1	86	0	254
89	81	16	60	5	162	1	401
90	49	14	42	6	111	0	333

Voting area (continued)	Bobby Deepak	Karen McDowell	Mike Morris	Terry Rysz	Total valid votes	Rejected ballots	Registered voters
	NDP	GP	LIB	CP			
91	55	15	102	12	184	2	357
92	44	5	73	3	125	0	297
93	33	5	77	7	122	0	319
94	46	5	66	7	124	2	317
95	40	3	60	9	112	0	312
96	54	14	62	6	136	0	351
97	41	6	47	3	97	0	279
98	60	6	61	8	135	2	309
99	60	7	98	4	169	0	410
100	37	7	35	1	80	0	256
101	60	10	88	6	164	0	470
102	48	14	75	12	149	0	349
103	42	11	66	6	125	0	384
104	45	7	88	10	150	0	336
105	23	2	59	4	88	0	237
106	33	4	74	4	115	0	289
107	16	4	41	2	63	0	322
108	29	4	70	9	112	0	282
Sub totals	5,791	934	9,509	764	16,998	53	33,587
s. 98 Special	116	14	132	12	274	37	
s. 99 Absentee - in ED	187	51	298	22	558	19	
s. 100 Absentee - out of ED	188	42	259	22	511	42	
s. 101 Absentee - advance	58	14	116	7	195	5	
s. 104 Voting in DEO office	122	21	189	15	347	7	
s. 106 Voting by mail	26	1	21	3	51	2	
Grand totals	6,488	1,077	10,524	845	18,934	165	33,587
% of valid votes	34.27%	5.69%	55.58%	4.46%			

Summary

Valid votes - General and advance	16,998	89.77%	Total valid votes
s. 98 Special	274	1.45%	Total valid votes
s. 99 Absentee - in ED	558	2.95%	Total valid votes
s. 100 Absentee - out of ED	511	2.70%	Total valid votes
s. 101 Absentee - advance	195	1.03%	Total valid votes
s. 104 Voting in DEO office	347	1.83%	Total valid votes
s. 106 Voting by mail	51	0.27%	Total valid votes

Total valid votes 18,934

Rejected ballots	165	0.86%	Ballots cast
Registered voters who voted	19,099	56.86%	Registered voters

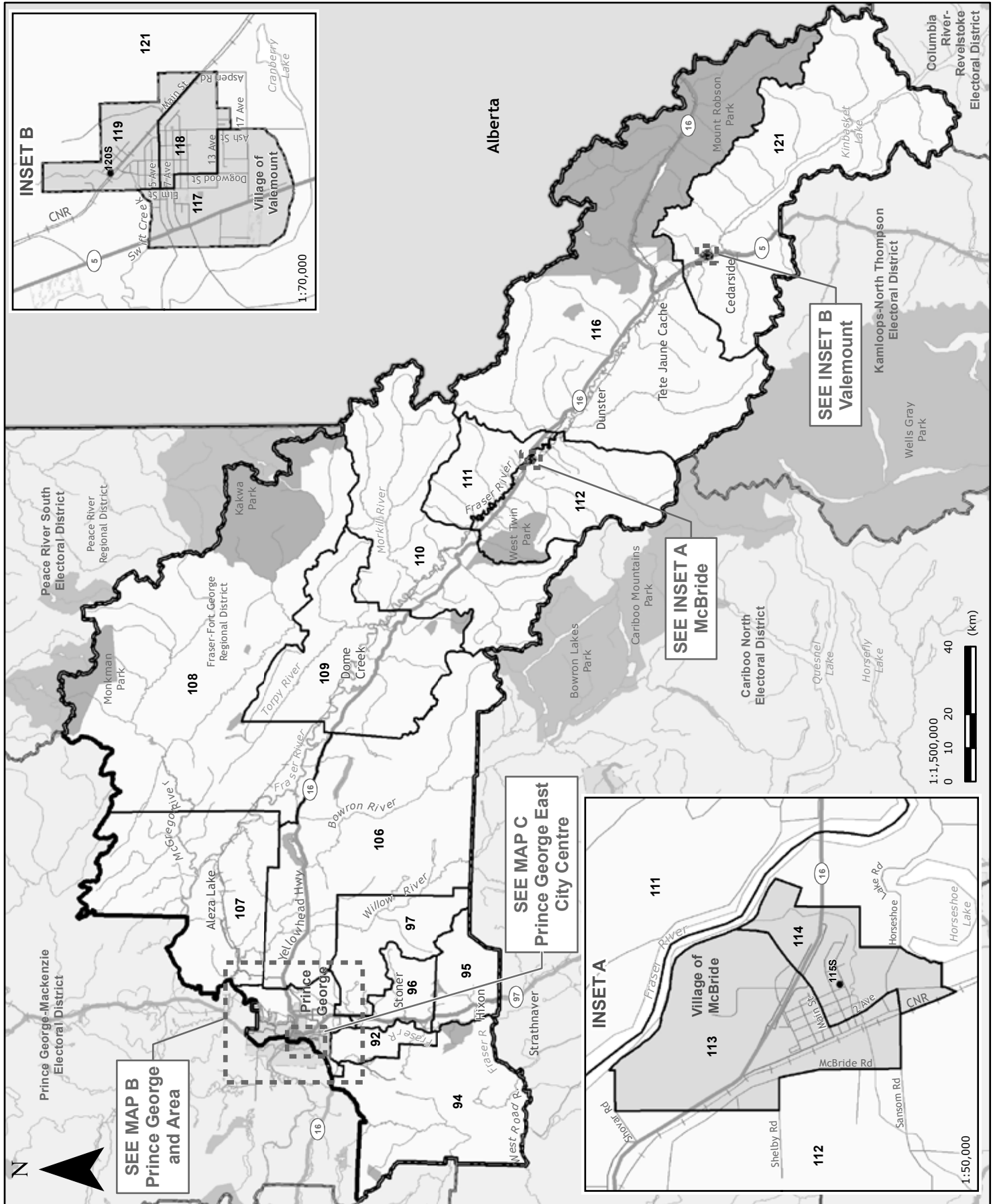
Registered voters 33,587

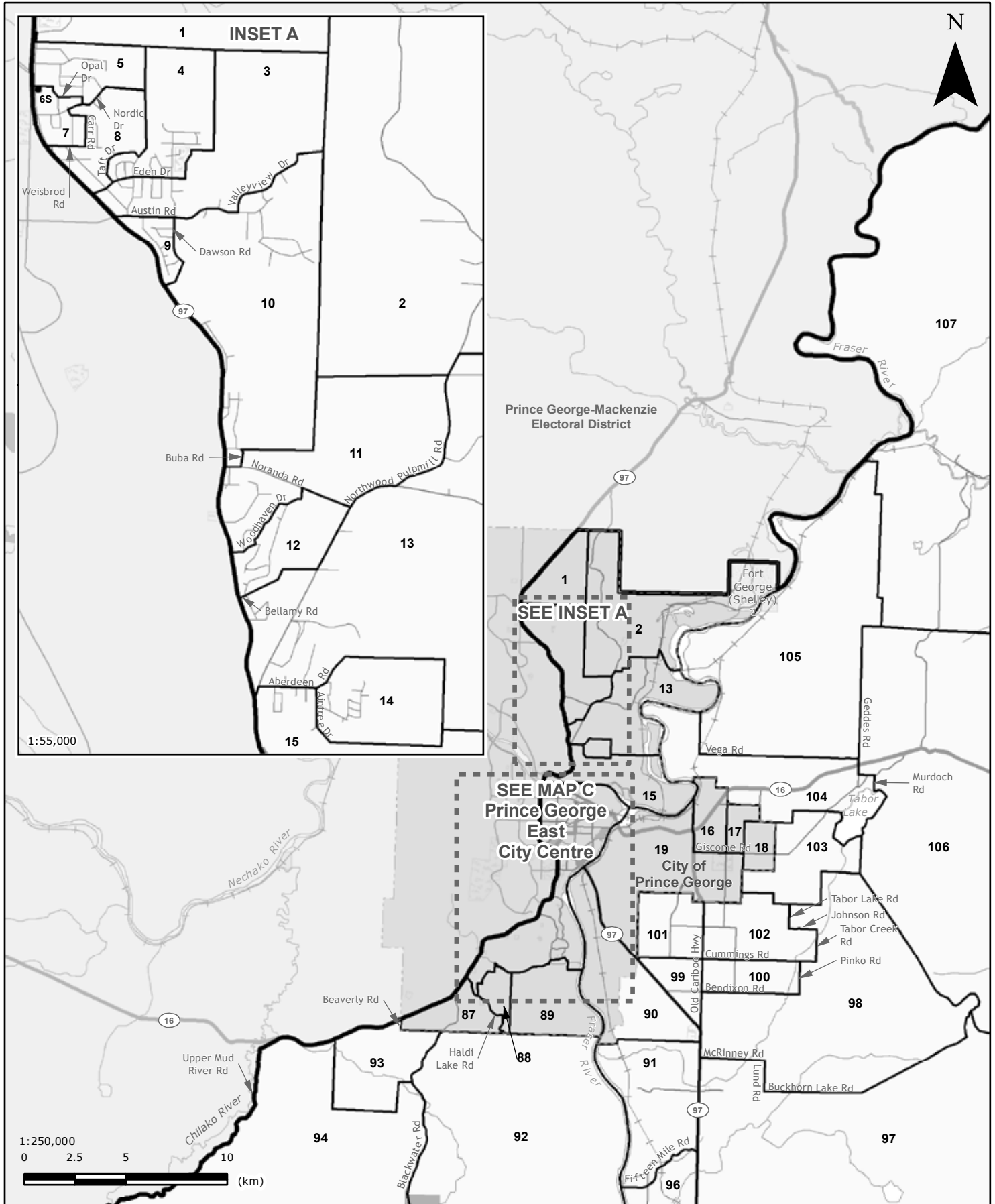
Candidate elected: Mike Morris (LIB)

*1 Voting areas 13 and 14 combined

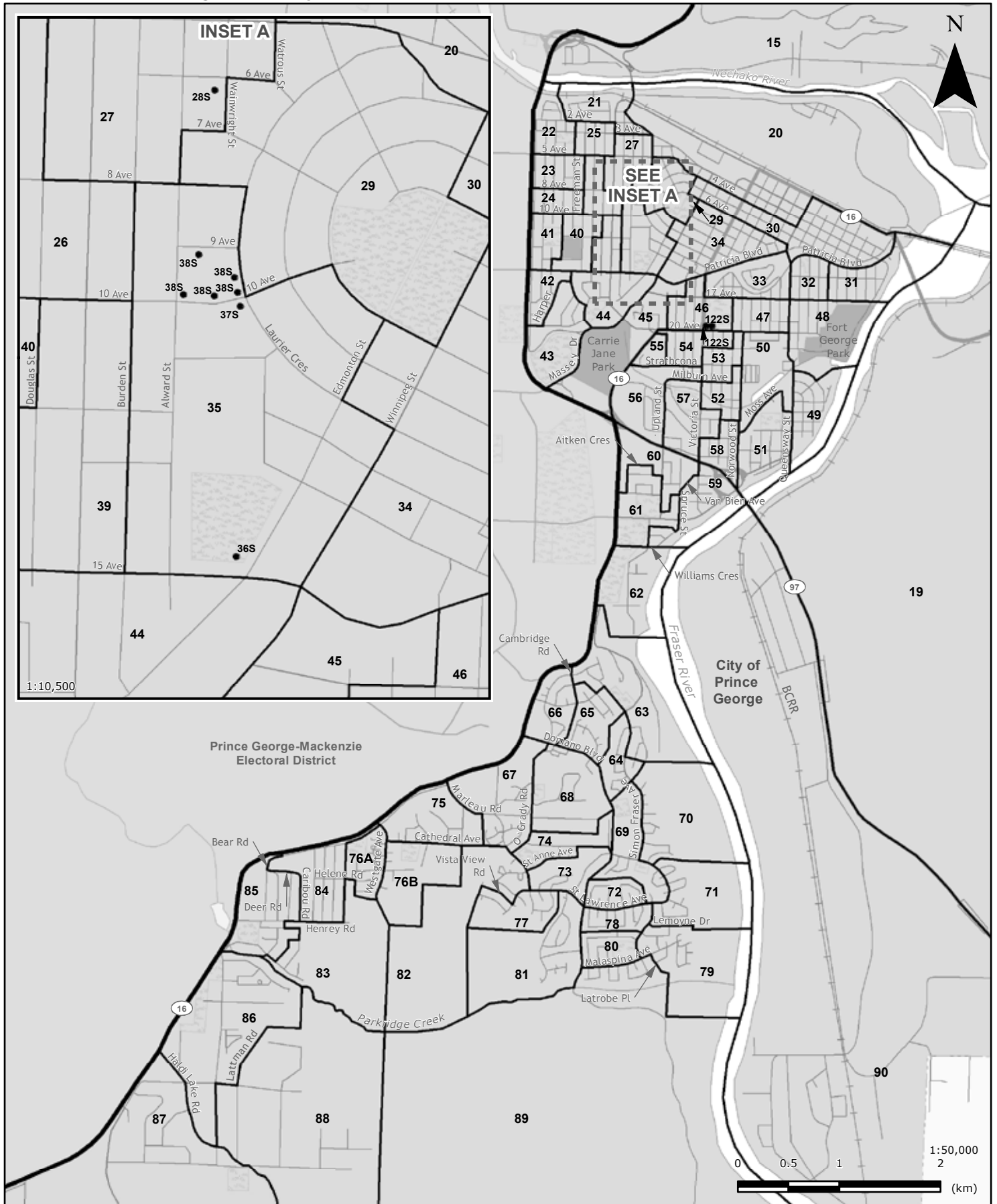
*2 Voting areas 73S and 87S combined

Prince George-Valemount (PRV)
MAP A - Prince George-Valemount Electoral District





**Prince George-Valemount (PRV)
MAP C - Prince George East City Centre**



Prince George-Valemount (PRV)
Voting results by voting area

	Shirley Bond	Nathan Giede	Sherry Ogasawara	Donald A. Roberts	Total valid votes	Rejected ballots	Registered voters
	LIB	CP	NDP	CHP			
Advance voting							
Elder Citizens Recreation Centre	1,651	119	1,052	37	2,859	14	
Elks Hall	111	13	87	2	213	0	
Golden Years Lodge	150	20	66	2	238	1	
General voting							
Voting area							
1	74	2	31	4	111	0	319
2	68	9	34	7	118	1	350
3	87	9	61	1	158	1	335
4	67	9	74	3	153	1	373
5	61	9	43	0	113	0	284
6S *1	-	-	-	-	-	-	16
7	71	9	46	2	128	0	295
8	80	10	55	4	149	0	320
9	92	7	69	3	171	2	307
10	92	6	35	1	134	0	267
11	48	8	44	6	106	0	293
12	96	13	35	2	146	1	343
13	96	15	29	2	142	0	383
14	75	9	46	2	132	0	300
15	48	8	45	2	103	2	312
16	87	13	34	1	135	0	301
17	108	17	41	2	168	0	340
18	87	12	29	1	129	0	260
19	36	6	24	2	68	0	174
20	38	4	37	1	80	1	367
21	64	3	39	1	107	2	299
22	64	10	45	2	121	0	338
23	44	11	49	2	106	0	322
24	45	4	37	2	88	0	288
25	52	6	26	3	87	1	296
26	48	5	50	1	104	0	351
27	54	4	44	0	102	1	319
28S *1	33	7	28	1	69	0	116
29	50	4	40	1	95	1	357
30	37	1	32	2	72	1	273
31	65	1	66	2	134	0	310
32	37	7	57	1	102	0	354
33	54	5	54	4	117	2	331
34	49	5	46	0	100	2	384
35	58	1	49	0	108	1	325
36S *2	-	-	-	-	-	-	65
37S *2	-	-	-	-	-	-	128
38S *2	57	9	29	3	98	8	69
39	50	4	40	1	95	0	301
40	53	7	52	3	115	0	309

Prince George-Valemount (PRV)
Voting results by voting area

Statement of Votes
 40th Provincial General Election
 May 14, 2013

Voting area (continued)	Shirley Bond	Nathan Giede	Sherry Ogasawara	Donald A. Roberts	Total valid votes	Rejected ballots	Registered voters
	LIB	CP	NDP	CHP			
41	34	4	50	2	90	0	337
42	35	3	26	1	65	0	240
43	65	6	62	2	135	2	324
44	51	4	44	1	100	1	304
45	36	4	30	3	73	0	308
46	26	3	47	1	77	0	290
47	64	9	47	2	122	1	308
48	67	4	49	2	122	0	290
49	59	6	70	3	138	1	355
50	43	3	35	4	85	0	308
51	47	2	48	5	102	0	320
52	26	3	40	2	71	1	327
53	24	5	53	2	84	0	363
54	30	4	39	2	75	5	295
55	18	3	36	2	59	1	359
56	73	9	53	1	136	1	331
57	48	8	41	4	101	0	342
58	29	4	55	2	90	2	298
59	94	10	39	2	145	0	287
60	68	10	54	2	134	0	277
61	66	7	51	3	127	0	299
62	26	9	29	5	69	2	222
63	99	3	50	0	152	0	331
64	66	4	48	0	118	0	292
65	125	2	50	0	177	1	318
66	119	5	55	0	179	1	366
67	82	7	58	1	148	0	322
68	107	16	52	0	175	2	384
69	64	6	59	2	131	0	357
70	78	5	57	2	142	0	325
71	99	4	62	3	168	3	374
72	68	7	51	2	128	0	299
73	91	4	38	0	133	0	295
74	168	11	46	0	225	1	422
75	88	3	30	0	121	0	264
76A	78	6	31	0	115	0	312
76B	69	3	27	2	101	0	211
77	152	10	76	1	239	2	437
78	78	2	74	0	154	1	320
79	138	7	46	0	191	0	393
80	47	6	56	4	113	0	301
81	98	7	51	1	157	2	357
82	111	6	53	0	170	0	330
83	97	14	54	2	167	0	337
84	107	10	44	4	165	2	365
85	94	13	52	4	163	1	350
86	102	6	30	5	143	1	318
87	104	7	39	1	151	1	292
88	76	5	25	0	106	1	222
89	67	5	51	3	126	1	297

Prince George-Valemount (PRV)
Voting results by voting area

Voting area (continued)	Shirley Bond	Nathan Giede	Sherry Ogasawara	Donald A. Roberts	Total valid votes	Rejected ballots	Registered voters
	LIB	CP	NDP	CHP			
90	81	9	24	2	116	0	263
91	117	10	44	3	174	1	296
92	103	11	38	2	154	2	334
93	78	3	12	0	93	0	222
94	66	3	27	0	96	0	216
95	98	24	37	10	169	0	298
96	105	17	41	7	170	1	308
97	94	16	61	5	176	2	332
98	125	6	37	6	174	0	344
99	58	6	24	0	88	0	180
100	95	8	45	2	150	0	295
101	122	9	34	1	166	0	338
102	110	12	39	2	163	0	337
103	114	11	38	0	163	0	359
104	97	9	39	3	148	0	299
105	70	11	44	1	126	2	310
106	74	14	41	0	129	0	306
107	63	13	31	3	110	1	248
108 *3	35	3	26	1	65	0	43
109 *3	-	-	-	-	-	-	43
110 *3	-	-	-	-	-	-	27
111	44	3	26	1	74	1	208
112	62	11	36	1	110	6	286
113	61	6	28	5	100	0	245
114	43	10	29	0	82	0	215
115S *2	-	-	-	-	-	-	2
116	41	10	53	5	109	2	367
117	51	3	33	0	87	1	278
118	51	4	42	2	99	2	303
119	44	4	34	1	83	0	230
120S *2	-	-	-	-	-	-	16
121	74	9	47	5	135	1	294
122S	49	7	21	2	79	2	142
Sub totals	10,163	987	6,194	276	17,620	104	35,433
s. 98 Special	166	24	157	4	351	18	
s. 99 Absentee - in ED	438	54	353	23	868	15	
s. 100 Absentee - out of ED	179	12	157	1	349	56	
s. 101 Absentee - advance	88	7	78	1	174	10	
s. 104 Voting in DEO office	223	19	146	8	396	9	
s. 106 Voting by mail	34	2	31	1	68	2	
Grand totals	11,291	1,105	7,116	314	19,826	214	35,433
% of valid votes	56.95%	5.57%	35.89%	1.59%			

Prince George-Valemount (PRV)
Voting results by voting area

Summary

Valid votes - General and advance	17,620	88.87%	Total valid votes
s. 98 Special	351	1.77%	Total valid votes
s. 99 Absentee - in ED	868	4.38%	Total valid votes
s. 100 Absentee - out of ED	349	1.76%	Total valid votes
s. 101 Absentee - advance	174	0.88%	Total valid votes
s. 104 Voting in DEO office	396	2.00%	Total valid votes
s. 106 Voting by mail	68	0.34%	Total valid votes

Total valid votes **19,826**

Rejected ballots	214	1.07%	Ballots cast
Registered voters who voted	20,040	56.56%	Registered voters

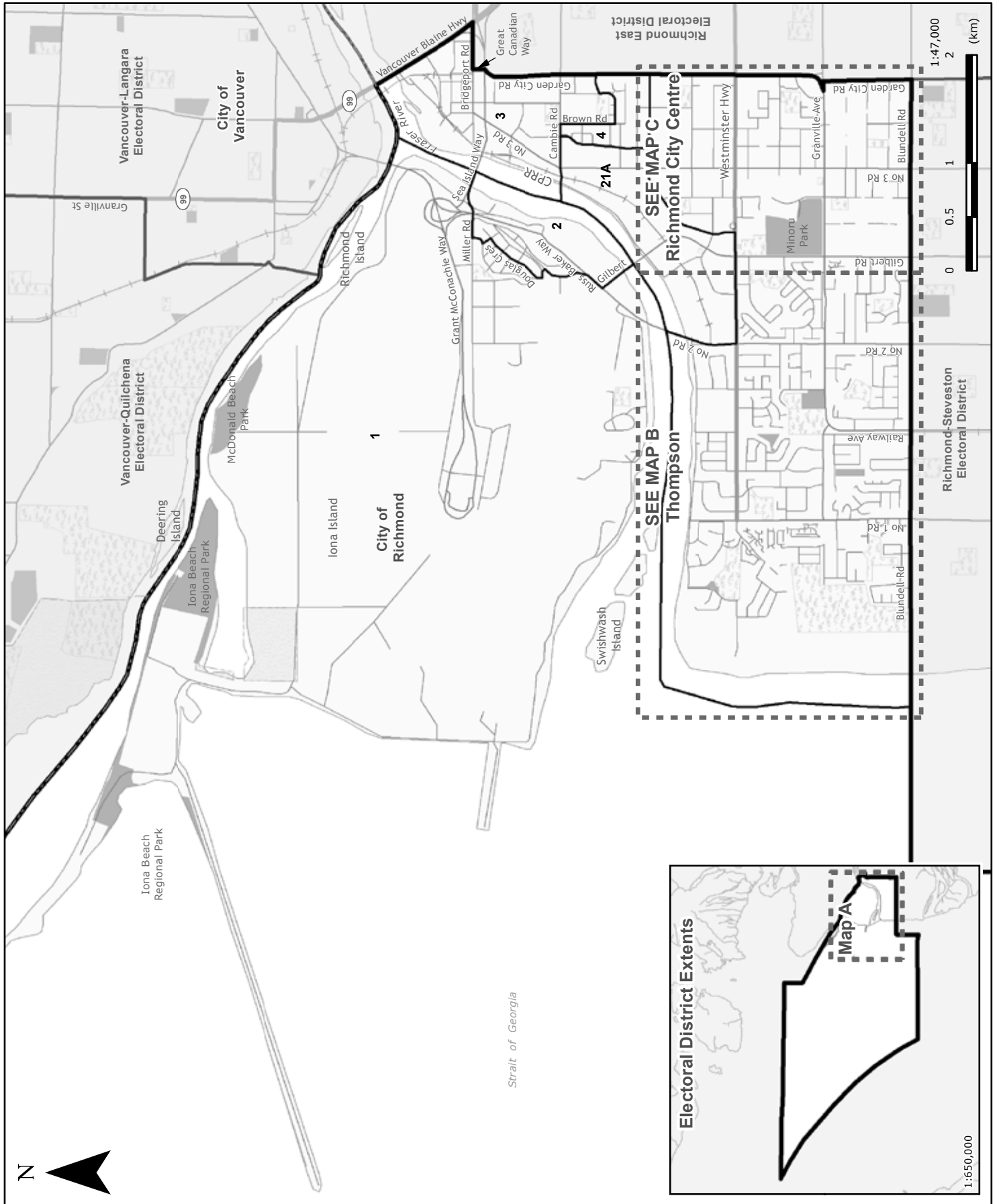
Registered voters **35,433**

Candidate elected: **Shirley Bond (LIB)**

*1 Voting areas 6S and 28S combined

*2 Voting areas 36S, 37S, 38S, 115S and 120S combined

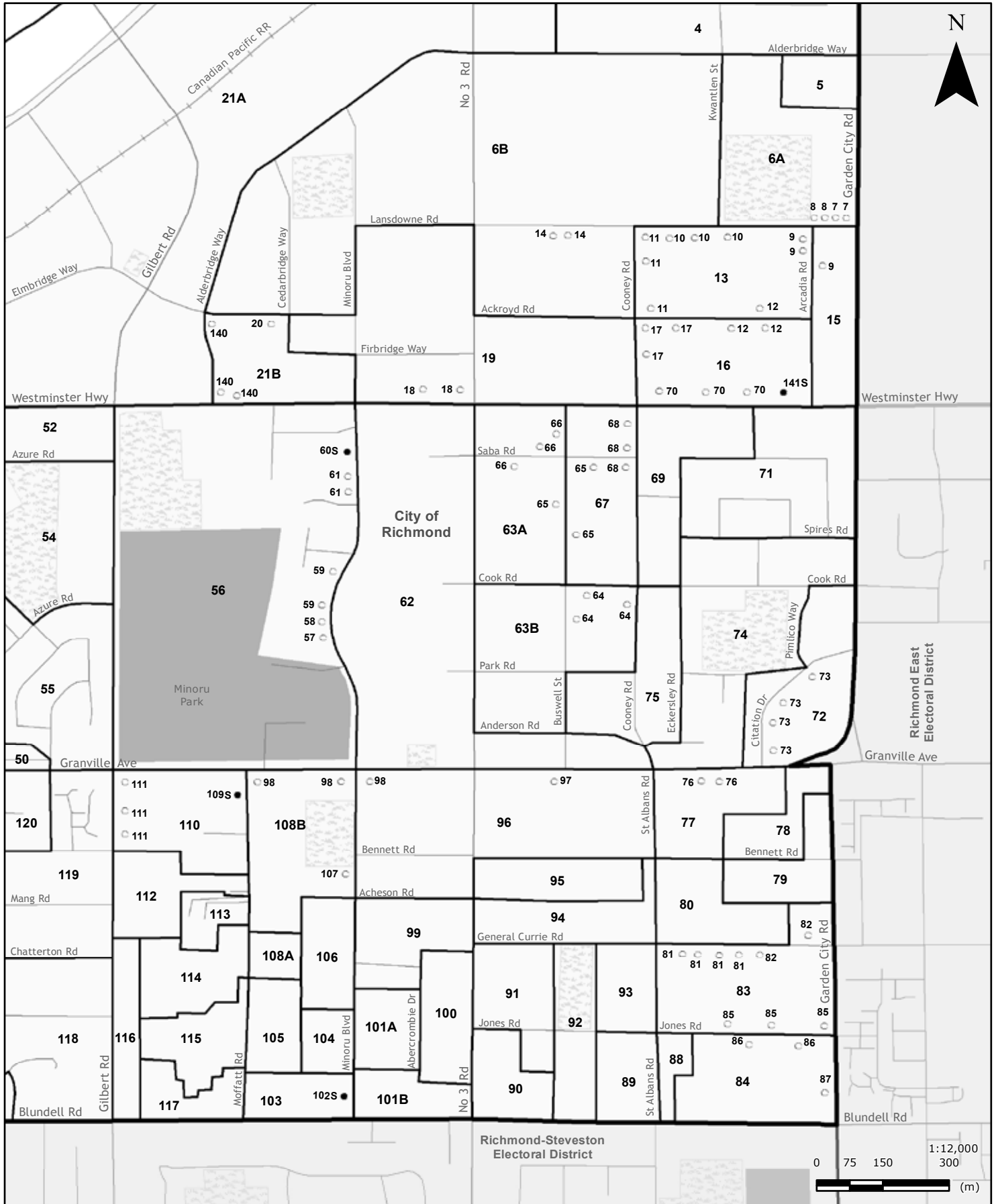
*3 Voting areas 108, 109 and 110 combined



Richmond Centre (RCC)
MAP B - Thompson

Statement of Votes
40th Provincial General Election
May 14, 2013





Richmond Centre (RCC)
Voting results by voting area

Statement of Votes
 40th Provincial General Election
 May 14, 2013

	Lawrence Chen	Chanel Donovan	Frank Yunrong Huang	Gary Law	Richard Lee	Teresa Wat	Michael Wolfe	Total valid votes	Rejected ballots	Registered voters
	CP	UCBP	NDP	IND	IND	LIB	GP			
Advance voting										
Brighthouse United Church	84	9	323	151	50	746	78	1,441	14	
Richmond Curling Club	42	5	200	62	28	459	70	866	2	
Trinity Lutheran Church	81	9	356	178	96	1,044	122	1,886	11	
General voting										
Voting area										
1	8	3	62	3	0	47	48	171	0	311
2	7	1	51	2	2	57	22	142	0	275
3	4	1	18	5	0	43	15	86	0	421
4	0	1	36	1	7	33	12	90	1	309
5	6	0	19	2	1	32	3	63	0	342
6A	3	0	7	7	1	21	3	42	0	296
6B	2	0	8	4	0	19	0	33	0	353
7	0	0	10	11	3	33	7	64	3	301
8	4	0	9	7	3	23	3	49	0	265
9	4	0	19	5	2	32	5	67	0	252
10	8	0	27	8	4	27	8	82	2	262
11	5	0	13	7	6	27	2	60	0	185
12	1	1	22	3	2	34	11	74	0	313
13	2	2	27	8	1	45	4	89	1	295
14	1	0	2	5	1	24	0	33	1	241
15	4	0	14	2	3	28	12	63	0	262
16	1	0	13	4	5	25	6	54	0	291
17	4	1	16	7	4	22	8	62	0	276
18	1	0	4	0	2	30	5	42	3	301
19	1	0	7	8	5	30	4	55	0	372
20	4	0	7	1	0	22	3	37	0	195
21A	5	0	13	4	3	37	5	67	1	402
21B	5	0	16	3	1	24	6	55	0	293
22	4	0	17	8	1	40	3	73	2	319
23	4	0	23	2	0	32	8	69	0	270
24	1	0	13	2	1	26	9	52	0	252
25	5	1	20	7	4	51	6	94	1	374
26	2	0	19	4	3	50	11	89	0	335
27	4	0	22	6	5	50	11	98	0	285
28	3	0	11	6	5	87	3	115	0	241
29	5	0	12	13	2	92	13	137	1	229
30	6	0	14	18	2	76	5	121	0	292
31	3	1	12	5	5	60	6	92	0	250
32	2	0	5	7	2	53	5	74	0	257
33	1	0	14	5	1	71	4	96	0	358
34	3	0	19	16	3	73	8	122	1	258
35	3	2	16	16	5	63	6	111	1	340
36	10	0	35	10	3	67	13	138	0	343
37	12	0	13	14	2	80	5	126	0	405
38	2	0	20	6	2	72	10	112	0	325

	Lawrence Chen	Chanel Donovan	Frank Yunrong Huang	Gary Law	Richard Lee	Teresa Wat	Michael Wolfe	Total valid votes	Rejected ballots	Registered voters
Voting area (continued)	CP	UCBP	NDP	IND	IND	LIB	GP			
39	8	0	14	14	5	88	16	145	1	357
40	6	1	20	8	1	58	16	110	0	322
41	7	0	43	5	3	68	18	144	3	345
42	4	0	30	8	6	59	6	113	1	319
43	6	0	14	9	3	68	8	108	0	323
44	7	0	31	2	3	68	6	117	2	300
45	6	0	22	3	2	51	13	97	1	395
46	5	1	17	5	3	77	6	114	0	305
47	4	0	17	9	7	64	5	106	2	318
48	11	1	16	22	6	83	9	148	0	350
49	10	0	49	4	3	61	10	137	1	340
50	5	0	24	22	15	56	15	137	2	357
51	7	0	28	6	10	57	10	118	1	329
52	2	0	18	7	2	18	1	48	1	311
53	6	0	27	6	4	44	13	100	0	275
54	9	1	18	3	5	23	2	61	1	258
55	13	0	39	13	9	45	18	137	2	350
56	2	1	11	6	0	14	4	38	0	221
57	3	1	12	1	0	21	6	44	0	246
58	5	0	5	2	2	17	5	36	1	241
59	3	0	13	8	0	34	5	63	1	321
60S	10	1	22	1	2	16	3	55	0	243
61	1	1	11	4	2	22	2	43	0	335
62	4	0	13	2	4	23	2	48	4	298
63A	0	1	12	3	6	30	1	53	0	351
63B	2	1	10	5	2	19	3	42	0	222
64	8	1	13	5	0	19	5	51	0	381
65	1	0	12	8	2	13	2	38	0	283
66	1	1	4	4	3	17	3	33	0	306
67	2	0	21	6	11	24	5	69	2	343
68	0	0	8	10	0	42	4	64	0	342
69	2	1	12	6	4	33	8	66	0	349
70	5	0	24	10	0	27	16	82	0	272
71	6	0	31	8	7	45	5	102	1	312
72	12	0	48	11	0	56	15	142	5	352
73	4	0	25	5	3	33	9	79	0	282
74	13	0	54	15	7	89	26	204	0	518
75	6	2	33	7	5	35	9	97	2	376
76	5	0	9	2	4	28	0	48	0	284
77	10	0	35	7	6	29	13	100	0	413
78	2	0	18	0	1	16	10	47	1	244
79	7	0	21	7	5	35	8	83	0	346
80	0	0	15	5	7	27	6	60	0	324
81	10	0	26	11	4	77	10	138	0	323
82	4	0	26	1	2	32	3	68	0	223
83	3	2	22	3	3	49	8	90	2	339
84	6	0	9	11	3	51	0	80	0	345
85	8	0	27	8	3	49	6	101	1	285
86	6	1	22	3	1	42	11	86	1	312
87	5	0	14	5	4	23	4	55	0	220

Richmond Centre (RCC)
Voting results by voting area

Statement of Votes
 40th Provincial General Election
 May 14, 2013

	Lawrence Chen	Chanel Donovan	Frank Yunrong Huang	Gary Law	Richard Lee	Teresa Wat	Michael Wolfe	Total valid votes	Rejected ballots	Registered voters
Voting area (continued)	CP	UCBP	NDP	IND	IND	LIB	GP			
88	1	0	8	8	5	27	2	51	1	293
89	6	0	11	10	10	40	0	77	0	299
90	2	0	26	3	11	40	3	85	0	331
91	5	0	27	10	9	61	6	118	2	371
92	4	0	22	13	11	45	8	103	1	360
93	8	2	22	10	6	48	5	101	2	340
94	11	0	41	10	8	50	10	130	1	418
95	2	0	28	7	1	22	5	65	1	433
96	1	0	17	9	6	43	9	85	0	435
97	4	2	8	0	0	14	6	34	0	157
98	7	0	11	12	2	54	4	90	1	311
99	5	0	15	6	6	73	8	113	0	315
100	5	0	25	11	1	51	3	96	0	244
101A	7	0	32	7	2	55	9	112	0	299
101B	3	0	16	3	5	28	8	63	0	189
102S *1	-	-	-	-	-	-	-	-	-	42
103	9	1	29	5	3	39	15	101	1	280
104	0	0	17	0	1	25	11	54	0	133
105	1	0	17	5	3	44	16	86	0	223
106	9	2	50	9	5	57	24	156	4	353
107	7	0	14	1	0	26	11	59	1	124
108A	4	0	47	2	1	49	22	125	1	326
108B	3	1	16	5	4	24	12	65	1	154
109S *1	9	3	21	9	1	26	3	72	1	113
110	5	1	44	8	3	33	4	98	0	337
111	8	0	36	8	6	48	2	108	2	331
112	5	0	25	5	0	28	17	80	0	267
113	7	1	24	5	1	35	13	86	0	281
114	4	0	28	12	5	63	10	122	3	398
115	3	1	23	2	2	42	6	79	2	327
116	6	0	12	11	2	40	11	82	0	319
117	4	0	18	8	6	28	3	67	0	236
118	2	0	7	6	0	35	2	52	0	303
119	0	0	13	4	1	32	1	51	0	319
120	3	0	10	6	0	47	1	67	0	334
121	0	0	5	6	0	24	3	38	0	191
122	1	0	19	6	1	38	4	69	0	290
123	7	0	12	7	3	49	16	94	0	307
124	2	0	23	8	1	38	17	89	0	334
125	7	0	35	22	6	62	6	138	0	429
126	7	1	15	44	2	35	3	107	2	321
127	6	1	32	10	3	64	6	122	1	338
128	5	1	14	9	0	46	4	79	0	280
129	2	0	34	6	1	38	11	92	0	286
130	4	0	11	6	3	32	10	66	0	244
131	4	0	25	7	5	51	11	103	0	338
132	9	0	33	11	4	68	5	130	1	322
133	1	0	22	4	5	55	9	96	0	301
134	5	1	23	6	5	63	5	108	1	378
135	10	0	59	9	4	67	40	189	0	362

	Lawrence Chen	Chanel Donovan	Frank Yunrong Huang	Gary Law	Richard Lee	Teresa Wat	Michael Wolfe	Total valid votes	Rejected ballots	Registered voters
Voting area (continued)	CP	UCBP	NDP	IND	IND	LIB	GP			
136	3	1	34	12	9	73	13	145	2	296
137	2	1	34	10	5	78	11	141	3	285
138	2	0	20	9	11	64	18	124	2	295
139	4	0	38	10	9	87	13	161	0	318
140	0	0	10	2	0	13	2	27	0	186
141S	2	0	0	28	2	0	0	32	0	67
Sub totals	872	75	3,907	1,441	672	8,499	1,454	16,920	121	43,915
s. 98 Special	5	0	26	4	2	22	10	69	3	
s. 99 Absentee - in ED	54	4	303	129	57	604	124	1,275	20	
s. 100 Absentee - out of ED	15	1	119	16	16	160	58	385	30	
s. 101 Absentee - advance	2	0	21	3	2	41	8	77	1	
s. 104 Voting in DEO office	10	2	47	18	4	112	13	206	4	
s. 106 Voting by mail	3	0	13	6	1	24	11	58	1	
Grand totals	961	82	4,436	1,617	754	9,462	1,678	18,990	180	43,915
% of valid votes	5.06%	0.43%	23.36%	8.51%	3.97%	49.83%	8.84%			

Summary

Valid votes - General and advance	16,920	89.10%	Total valid votes
s. 98 Special	69	0.36%	Total valid votes
s. 99 Absentee - in ED	1,275	6.71%	Total valid votes
s. 100 Absentee - out of ED	385	2.03%	Total valid votes
s. 101 Absentee - advance	77	0.41%	Total valid votes
s. 104 Voting in DEO office	206	1.08%	Total valid votes
s. 106 Voting by mail	58	0.31%	Total valid votes

Total valid votes **18,990**

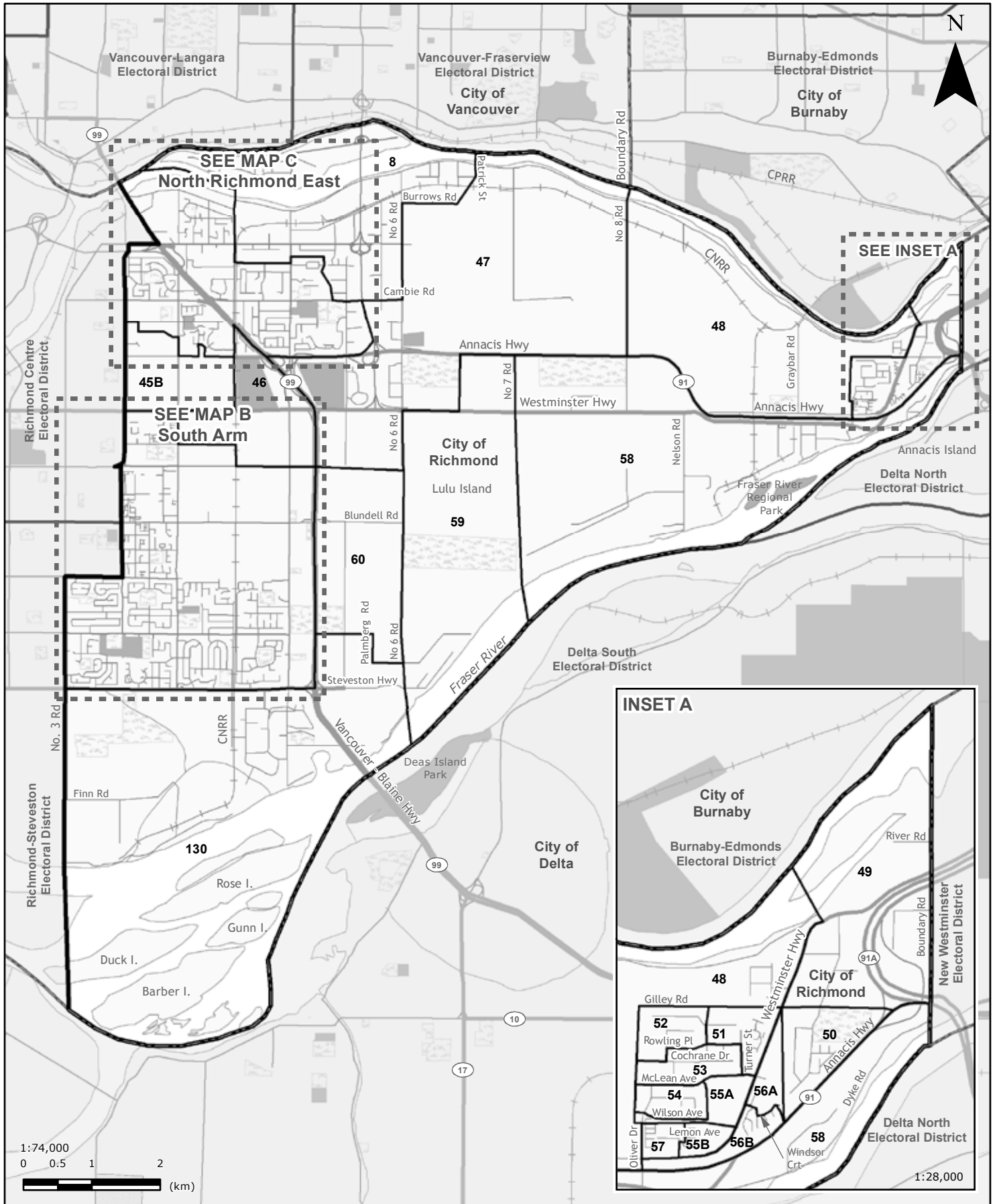
Rejected ballots	180	0.94%	Ballots cast
Registered voters who voted	19,170	43.65%	Registered voters

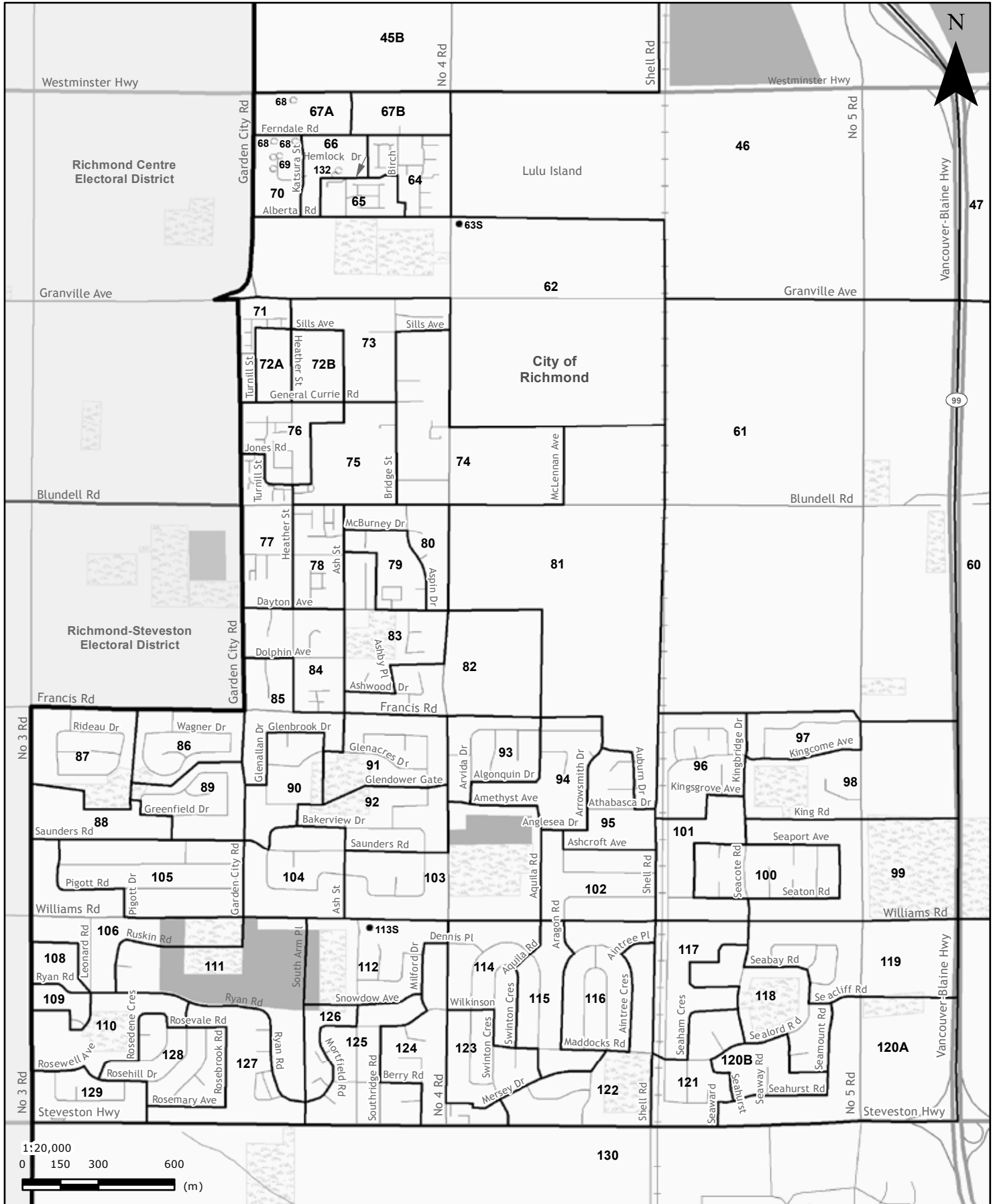
Registered voters **43,915**

Candidate elected: **Teresa Wat (LIB)**

*1 Voting areas 102S and 109S combined

Richmond East (RCE)
MAP A - Richmond East Electoral District





Richmond East (RCE)
MAP C - North Richmond East



	Ping Chan	Lloyd Chen	Nathaniel Lim	Doug Perry	Linda Reid	Gian Sihota	Cliff Wei	Total valid votes	Rejected ballots	Registered voters
	BCEX	IND	CP	GP	LIB	NDP	IND			
Advance voting										
Broadmoor Baptist Church	13	15	137	70	985	432	8	1,660	18	
Fraserview Mennonite Church	11	16	127	49	788	393	7	1,391	10	
General voting										
Voting area										
1	1	2	12	5	36	31	1	88	2	205
2	2	1	16	5	65	40	2	131	1	324
3	0	1	19	9	103	49	1	182	2	409
4	1	0	15	7	88	53	2	166	0	372
5	1	4	11	12	88	47	4	167	2	414
6	0	1	11	9	48	24	1	94	1	354
7	0	3	22	3	44	42	1	115	4	352
8	0	0	3	6	37	33	2	81	4	234
9	0	0	4	2	20	33	1	60	1	198
10	0	3	10	4	47	27	0	91	0	234
11	1	1	11	12	72	52	0	149	2	369
12	1	1	9	8	44	43	1	107	2	276
13	2	1	11	11	58	65	0	148	0	390
14	1	1	2	2	26	20	0	52	1	265
15	1	0	3	1	30	34	0	69	0	180
16	4	3	10	9	69	44	0	139	2	355
17	1	1	6	9	62	54	0	133	1	339
18S *1	4	0	3	4	20	8	1	40	4	23
19	3	0	11	1	51	38	0	104	1	381
20	1	3	4	5	68	45	0	126	0	361
21	2	2	17	10	80	37	0	148	0	302
22	2	3	12	7	105	19	2	150	2	356
23	0	2	10	7	62	44	0	125	3	304
24	1	4	9	8	79	15	2	118	1	362
25	2	6	5	1	101	21	0	136	1	330
26	0	4	16	9	86	17	1	133	1	453
27	3	2	29	6	72	29	4	145	3	379
28	0	4	8	6	61	25	2	106	0	336
29A	0	1	10	1	41	15	0	68	1	273
29B	0	1	1	1	41	22	0	66	0	179
30	1	3	6	1	42	26	0	79	0	240
31	0	1	3	6	42	67	0	119	1	334
32	1	3	11	3	65	52	0	135	1	401
33	4	2	14	5	83	20	0	128	0	355
34	3	0	6	2	71	11	2	95	4	334
35	3	3	10	3	103	25	0	147	2	412
36	1	2	4	5	78	33	0	123	3	368
37	1	1	16	2	99	21	0	140	1	394
38	2	1	19	4	92	21	0	139	2	394
39	0	0	11	2	78	62	0	153	0	374

Richmond East (RCE)
Voting results by voting area

Statement of Votes
 40th Provincial General Election
 May 14, 2013

Voting area (continued)	Ping Chan	Lloyd Chen	Nathaniel Lim	Doug Perry	Linda Reid	Gian Sihota	Cliff Wei	Total valid votes	Rejected ballots	Registered voters
	BCEX	IND	CP	GP	LIB	NDP	IND			
40	1	1	7	6	53	71	0	139	0	358
41	0	1	6	2	36	9	0	54	0	230
42	0	1	10	1	74	18	1	105	3	391
43	2	0	13	1	63	15	0	94	0	319
44	0	2	9	0	70	12	1	94	0	386
45A	1	1	11	4	49	7	0	73	0	472
45B	2	1	9	3	52	18	0	85	2	390
46	0	1	7	2	53	49	0	112	1	323
47	1	1	7	6	116	32	0	163	3	355
48	2	0	18	11	79	38	0	148	2	344
49	0	0	19	5	62	62	0	148	0	316
50	0	0	14	7	106	53	0	180	0	371
51	1	0	13	5	79	47	1	146	1	331
52	1	1	18	6	88	48	2	164	0	311
53	0	0	16	7	106	32	1	162	1	354
54	2	0	16	6	70	45	1	140	1	332
55A	0	3	9	7	47	38	1	105	0	254
55B	2	1	8	2	27	24	0	64	0	167
56A	2	0	13	9	67	29	1	121	1	277
56B	0	0	4	4	44	20	1	73	1	179
57	0	1	15	1	42	24	1	84	0	256
58	0	0	10	11	56	43	1	121	2	347
59	0	0	5	11	80	45	1	142	0	435
60	0	2	6	5	79	29	0	121	0	346
61	0	0	11	9	66	38	2	126	0	378
62	3	4	13	10	73	23	2	128	0	364
63S *1	-	-	-	-	-	-	-	-	-	6
64	1	4	9	4	76	24	0	118	4	381
65	2	4	6	7	54	11	0	84	0	238
66	1	5	8	6	47	20	1	88	2	281
67A	1	0	9	6	52	22	3	93	0	335
67B	3	2	7	0	51	16	1	80	1	321
68	0	1	11	4	52	25	1	94	1	326
69	0	0	1	0	48	12	5	66	1	391
70	1	1	4	3	43	11	1	64	0	327
71	1	0	10	2	63	11	1	88	2	399
72A	0	3	7	5	49	7	0	71	0	197
72B	0	0	10	0	45	18	2	75	1	277
73	3	4	4	8	114	30	0	163	3	463
74	0	5	4	6	82	40	7	144	2	424
75	0	0	16	10	67	11	0	104	2	347
76	2	2	8	7	67	31	0	117	0	321
77	0	1	14	6	68	13	1	103	3	424
78	1	4	13	5	69	34	0	126	0	401
79	1	1	26	9	89	33	0	159	1	329
80	1	0	11	10	76	25	2	125	4	323
81	1	2	5	6	77	30	0	121	2	343
82	2	2	12	2	56	31	0	105	1	323
83	0	2	18	13	89	37	0	159	4	363
84	0	4	10	7	97	25	1	144	2	360

Voting area (continued)	Ping Chan	Lloyd Chen	Nathaniel Lim	Doug Perry	Linda Reid	Gian Sihota	Cliff Wei	Total valid votes	Rejected ballots	Registered voters
	BCEX	IND	CP	GP	LIB	NDP	IND			
85	0	0	22	6	71	23	1	123	2	328
86	0	1	3	9	55	36	1	105	0	310
87	1	6	11	9	79	20	0	126	0	375
88	0	3	3	6	62	30	1	105	0	282
89	0	1	23	8	70	30	0	132	4	336
90	0	3	9	14	83	70	0	179	0	361
91	0	0	10	22	78	49	0	159	1	373
92	1	0	14	16	101	54	2	188	2	369
93	1	2	8	7	58	48	0	124	0	330
94	1	2	11	6	83	37	0	140	0	404
95	0	0	8	8	79	54	0	149	1	370
96	0	0	12	10	107	33	1	163	2	367
97	4	1	14	16	70	59	1	165	0	351
98	0	1	12	14	83	67	1	178	0	374
99	4	0	13	6	51	60	1	135	0	383
100	1	2	11	11	65	46	1	137	1	335
101	0	0	27	14	73	68	0	182	3	369
102	1	1	13	14	89	41	1	160	2	410
103	1	2	9	9	74	58	1	154	1	440
104	0	0	7	13	64	24	0	108	0	316
105	1	0	3	0	61	37	1	103	1	328
106	0	3	9	7	47	36	2	104	0	411
108	1	3	8	8	38	25	4	87	0	292
109	0	0	9	6	34	22	0	71	2	240
110	1	3	16	14	65	53	4	156	1	366
111	0	1	15	19	73	44	0	152	1	369
112	2	1	14	16	65	50	0	148	1	318
113S *1	-	-	-	-	-	-	-	-	-	56
114	1	1	9	8	55	52	2	128	3	328
115	1	2	6	4	74	44	0	131	2	287
116	3	0	12	10	59	66	2	152	0	348
117	0	2	8	8	43	51	2	114	0	319
118	3	0	16	7	81	44	0	151	1	282
119	0	1	16	13	89	49	0	168	1	335
120A	3	1	19	5	80	38	1	147	0	391
120B	0	0	5	6	38	36	0	85	0	202
121	1	1	14	5	59	23	0	103	0	278
122	3	0	6	9	66	48	0	132	0	283
123	0	2	6	8	65	38	0	119	1	308
124	0	2	22	7	76	46	1	154	0	412
125	4	0	4	5	78	44	0	135	2	323
126	0	0	2	17	44	42	0	105	0	327
127	1	0	8	11	72	30	0	122	1	380
128	1	1	7	17	70	47	2	145	0	335
129	1	3	9	10	72	45	2	142	0	316
130	0	0	10	11	68	30	0	119	1	303
131	0	2	7	0	28	2	0	39	0	145
132	0	3	1	3	33	8	1	49	0	182
Sub totals	157	227	1,685	1,051	10,726	5,532	124	19,502	175	45,048

Richmond East (RCE)
Voting results by voting area

Statement of Votes
 40th Provincial General Election
 May 14, 2013

	Ping Chan	Lloyd Chen	Nathaniel Lim	Doug Perry	Linda Reid	Gian Sihota	Cliff Wei	Total valid votes	Rejected ballots	Registered voters
	BCEX	IND	CP	GP	LIB	NDP	IND			
s. 98 Special	0	0	8	9	40	43	1	101	2	
s. 99 Absentee - in ED	13	11	61	53	419	259	4	820	18	
s. 100 Absentee - out of ED	2	5	33	38	181	130	1	390	28	
s. 101 Absentee - advance	1	2	11	12	104	24	2	156	1	
s. 104 Voting in DEO office	2	2	24	13	98	49	1	189	9	
s. 106 Voting by mail	0	0	5	2	24	10	0	41	0	
Grand totals	175	247	1,827	1,178	11,592	6,047	133	21,199	233	45,048
% of valid votes	0.82%	1.17%	8.62%	5.56%	54.68%	28.52%	0.63%			

Summary

Valid votes - General and advance	19,502	91.99%	Total valid votes
s. 98 Special	101	0.48%	Total valid votes
s. 99 Absentee - in ED	820	3.87%	Total valid votes
s. 100 Absentee - out of ED	390	1.84%	Total valid votes
s. 101 Absentee - advance	156	0.74%	Total valid votes
s. 104 Voting in DEO office	189	0.89%	Total valid votes
s. 106 Voting by mail	41	0.19%	Total valid votes

Total valid votes **21,199**

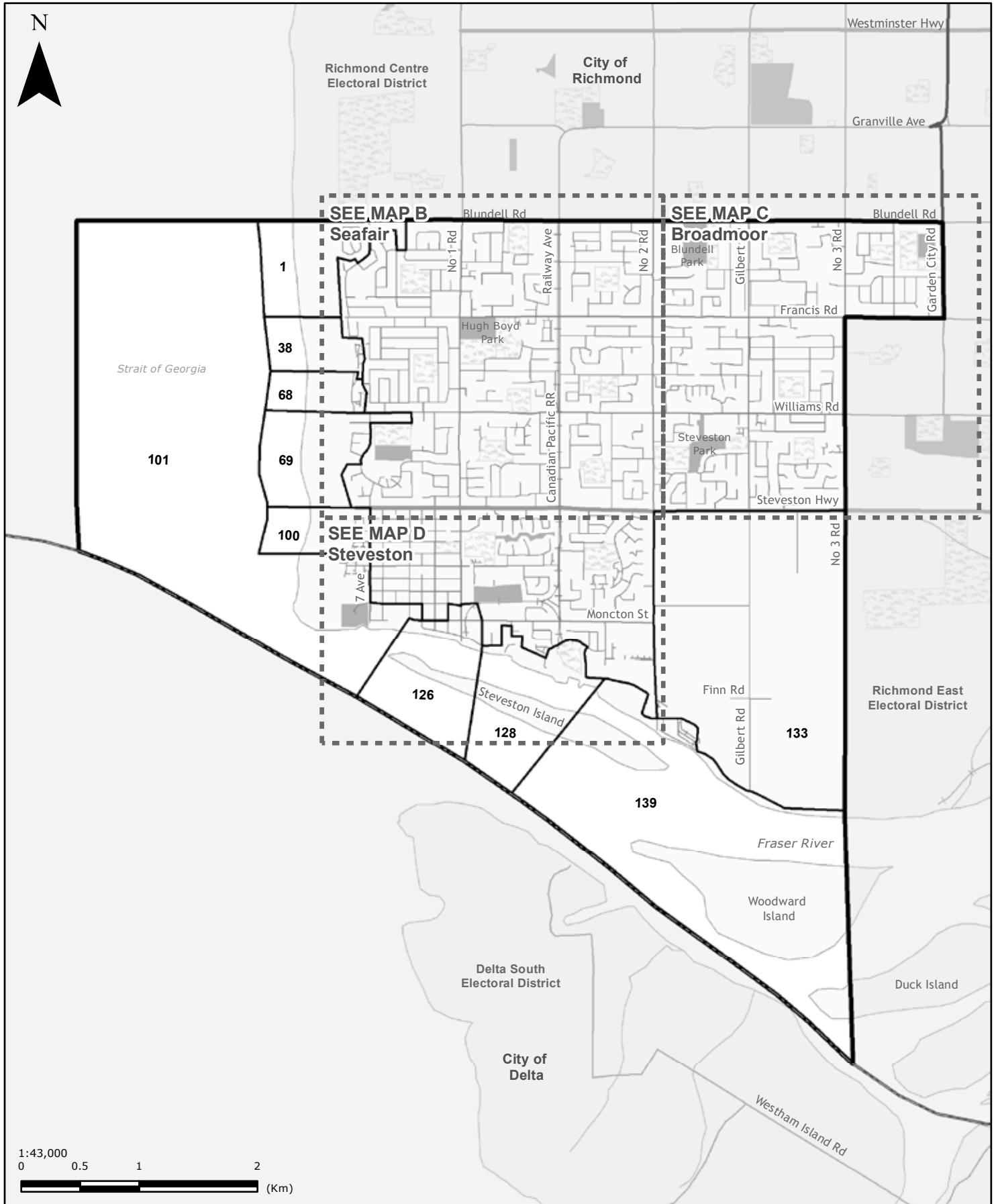
Rejected ballots	233	1.09%	Ballots cast
Registered voters who voted	21,432	47.58%	Registered voters

Registered voters **45,048**

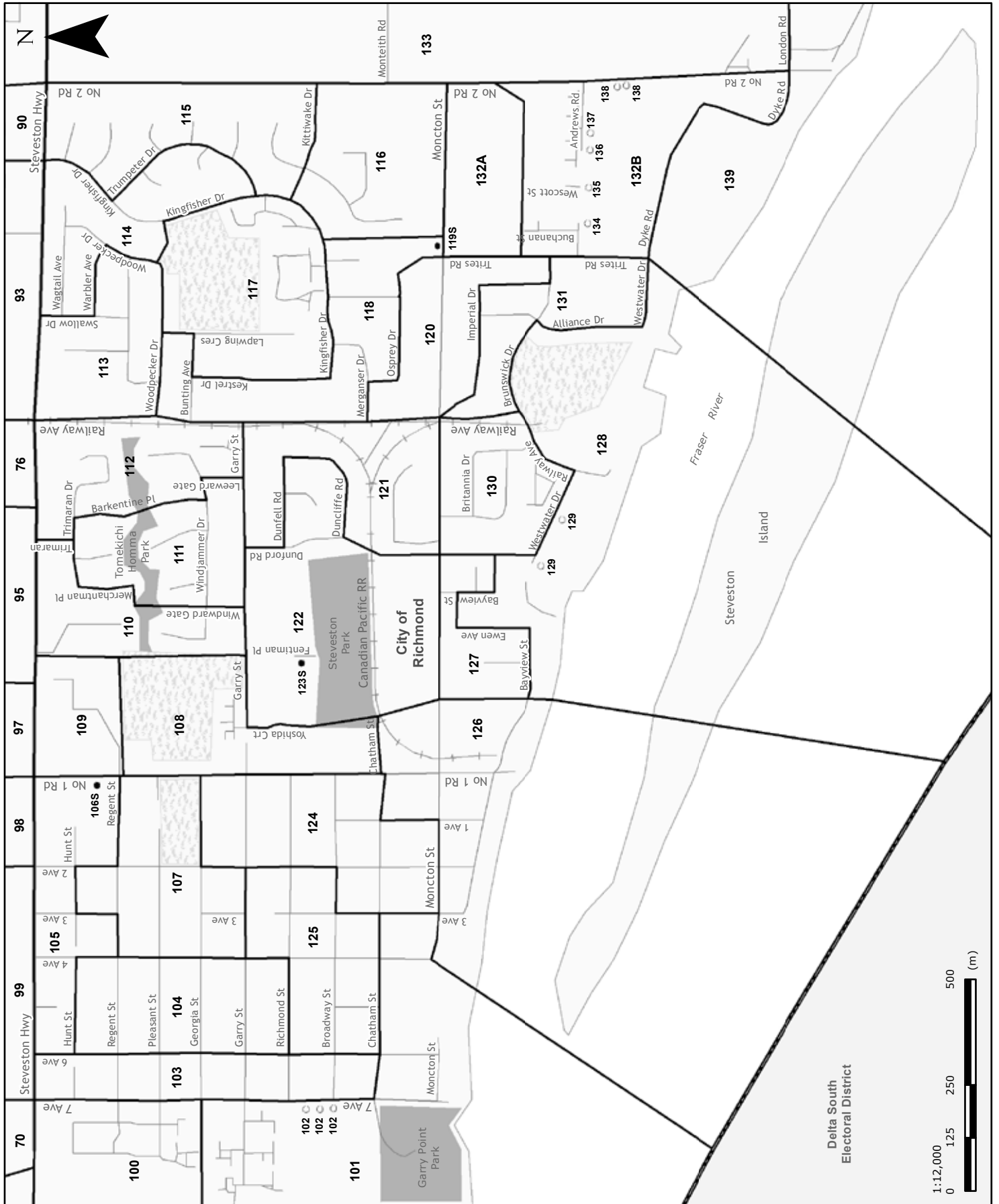
Candidate elected: **Linda Reid (LIB)**

*1 Voting areas 18S, 63S and 113S combined

Following a redistribution of voting areas, voting area number 107S was not used in Richmond East for the 40th Provincial General Election and is therefore not included in the list of voting area results on the preceding pages.



**Richmond-Steveston (RCS)
MAP D - Steveston**



	Carol Day	Jerome James Dickey	Mike Donovan	Scott Stewart	John Yap	Total valid votes	Rejected ballots	Registered voters
	CP	GP	UCBP	NDP	LIB			
Advance voting								
Richmond Chinese Alliance Church	161	118	9	442	915	1,645	10	
Salvation Army Richmond Community Church	172	70	6	286	842	1,376	8	
South Arm United Church	116	60	3	305	476	960	4	
General voting								
Voting area								
1	14	17	1	44	79	155	1	319
2	21	16	0	65	64	166	0	316
3	13	18	0	58	77	166	1	353
4	12	15	2	22	95	146	1	356
5	7	10	0	31	75	123	0	265
6S	11	5	1	23	49	89	0	124
7	18	15	2	47	65	147	0	328
8	17	5	0	38	49	109	0	294
9	9	7	6	35	49	106	0	331
10	2	8	1	27	61	99	1	307
11	10	6	0	30	65	111	1	401
12	14	6	2	36	35	93	0	270
13	9	3	1	28	23	64	2	170
14S	7	2	0	9	13	31	0	152
15	4	3	2	13	58	80	0	202
16	8	4	1	16	68	97	0	324
17	3	4	0	9	60	76	0	287
18	9	9	1	29	44	92	2	301
19	8	3	0	34	64	109	0	300
20	13	5	1	23	78	120	1	346
21	10	7	0	19	79	115	0	280
22	13	8	2	20	55	98	0	317
23	4	4	1	11	47	67	3	336
24	11	6	2	20	56	95	0	343
25	8	2	1	14	50	75	1	314
26	20	9	2	20	53	104	0	233
27	12	4	0	23	84	123	0	292
28	16	7	2	20	72	117	0	314
29	7	1	0	15	45	68	0	229
30	14	12	0	34	80	140	1	324
31	8	7	0	30	72	117	0	380
32	22	10	2	17	107	158	0	350
33	25	8	2	28	82	145	1	277
34	6	2	0	12	9	29	0	68
35	17	14	1	37	56	125	1	300
36	7	10	0	44	49	110	0	269
37	17	9	1	41	72	140	1	317
38	15	8	2	19	24	68	0	134
39	10	15	1	30	73	129	2	311
40	15	7	0	40	42	104	0	293

Richmond-Steveston (RCS)
Voting results by voting area

Statement of Votes
 40th Provincial General Election
 May 14, 2013

	Carol Day	Jerome James Dickey	Mike Donovan	Scott Stewart	John Yap	Total valid votes	Rejected ballots	Registered voters
Voting area (continued)	CP	GP	UCBP	NDP	LIB			
41	19	15	3	42	58	137	0	330
42	9	7	1	37	88	142	1	316
43	20	12	1	36	51	120	0	305
44	21	18	0	43	48	130	1	290
45	13	7	0	25	78	123	1	316
46	8	4	0	19	70	101	0	289
47	9	3	0	44	74	130	1	364
48	11	4	0	21	112	148	0	346
49	19	8	2	31	78	138	0	349
50	4	1	0	23	51	79	0	310
51	14	4	0	7	60	85	0	268
52	11	6	0	11	48	76	0	283
53	17	6	1	15	65	104	0	355
54	13	9	0	42	39	103	0	330
55	6	8	1	38	35	88	2	312
56	6	4	0	16	46	72	0	276
57	19	4	0	24	55	102	0	327
58	12	5	1	15	48	81	0	283
59	5	1	10	19	52	87	0	280
60	20	7	2	19	52	100	1	323
61	2	7	0	31	66	106	0	290
62	15	6	0	22	98	141	0	351
63	16	5	0	15	93	129	2	317
64	15	13	1	33	104	166	2	375
65	27	8	2	23	99	159	1	382
66	13	12	1	54	75	155	2	330
67	12	15	1	50	56	134	0	291
68	21	19	1	52	58	151	0	252
69	12	19	1	52	59	143	1	282
70	25	22	2	68	49	166	0	308
71	25	28	1	57	79	190	1	395
72	23	25	1	39	56	144	2	306
73	19	15	0	39	73	146	0	366
74	17	14	1	50	66	148	0	317
75	28	10	0	27	83	148	0	283
76	20	12	0	44	55	131	0	335
77	10	9	0	54	55	128	0	338
78	15	11	1	31	82	140	0	351
79	5	2	0	16	52	75	0	289
80	12	9	0	33	77	131	1	359
81	7	12	0	37	58	114	0	310
82	16	9	0	35	61	121	0	291
83	11	9	0	33	93	146	0	404
84	8	4	0	22	41	75	0	291
85	19	8	1	33	60	121	0	335
86	13	8	0	39	48	108	0	324
87	11	8	0	20	62	101	0	300
88	18	7	2	27	67	121	1	331
89	20	10	2	27	63	122	1	351
90	10	14	1	39	81	145	1	385

	Carol Day	Jerome James Dickey	Mike Donovan	Scott Stewart	John Yap	Total valid votes	Rejected ballots	Registered voters
Voting area (continued)	CP	GP	UCBP	NDP	LIB			
91	11	9	2	32	59	113	0	300
92	14	0	0	35	62	111	0	317
93	11	7	0	40	45	103	0	371
94	17	4	1	45	73	140	2	335
95	17	14	2	43	73	149	0	343
96	10	15	0	52	78	155	2	308
97	13	13	4	45	74	149	0	366
98	15	12	2	43	66	138	0	309
99	16	12	3	59	80	170	0	366
100	11	13	1	76	50	151	0	296
101	24	14	2	86	42	168	0	332
102	3	21	0	39	22	85	0	281
103	29	23	2	45	60	159	0	302
104	27	16	1	62	113	219	0	375
105	16	15	0	56	45	132	2	274
106S *1	-	-	-	-	-	-	-	23
107	18	24	1	55	81	179	1	321
108	17	25	2	44	52	140	1	419
109	18	25	0	66	31	140	1	292
110	16	22	0	67	54	159	0	325
111	24	11	2	64	73	174	2	332
112	29	11	1	62	64	167	2	354
113	25	11	1	45	105	187	0	339
114	19	15	1	34	87	156	2	285
115	20	14	2	42	107	185	1	322
116	34	10	1	65	75	185	0	343
117	32	16	0	48	118	214	1	357
118	16	8	0	50	112	186	0	336
119S *1	5	2	2	17	26	52	0	59
120	9	18	0	40	88	155	1	312
121	23	27	1	33	96	180	0	375
122	15	18	0	70	71	174	0	321
123S	11	2	4	7	7	31	1	92
124	8	14	0	65	83	170	0	347
125	18	16	0	52	80	166	0	301
126	18	16	0	34	67	135	0	295
127	18	15	0	37	113	183	1	426
128	30	17	0	48	112	207	0	392
129	14	5	0	19	34	72	0	235
130	31	20	1	66	99	217	2	351
131	24	19	2	73	115	233	0	421
132A	9	16	0	30	44	99	0	226
132B	8	8	1	31	72	120	0	309
133	13	20	2	35	103	173	0	454
134	5	9	0	22	27	63	0	170
135	10	6	0	32	27	75	0	178
136	4	2	0	25	36	67	0	204
137	2	7	0	14	16	39	0	139
138	17	16	2	40	53	128	0	283
139	4	16	1	28	40	89	0	250
Sub totals	2,434	1,711	146	5,991	11,198	21,480	86	42,581

Richmond-Steveston (RCS)
Voting results by voting area

Statement of Votes
 40th Provincial General Election
 May 14, 2013

	Carol Day	Jerome James Dickey	Mike Donovan	Scott Stewart	John Yap	Total valid votes	Rejected ballots	Registered voters
	CP	GP	UCBP	NDP	LIB			
s. 98 Special	21	12	2	69	84	188	3	
s. 99 Absentee - in ED	54	71	3	159	255	542	9	
s. 100 Absentee - out of ED	42	55	7	143	218	465	41	
s. 101 Absentee - advance	8	9	2	36	64	119	2	
s. 104 Voting in DEO office	65	41	1	184	291	582	6	
s. 106 Voting by mail	1	0	1	26	27	55	8	
Grand totals	2,625	1,899	162	6,608	12,137	23,431	155	42,581
% of valid votes	11.20%	8.10%	0.69%	28.20%	51.81%			

Summary

Valid votes - General and advance	21,480	91.67%	Total valid votes
s. 98 Special	188	0.80%	Total valid votes
s. 99 Absentee - in ED	542	2.31%	Total valid votes
s. 100 Absentee - out of ED	465	1.98%	Total valid votes
s. 101 Absentee - advance	119	0.52%	Total valid votes
s. 104 Voting in DEO office	582	2.48%	Total valid votes
s. 106 Voting by mail	55	0.24%	Total valid votes

Total valid votes 23,431

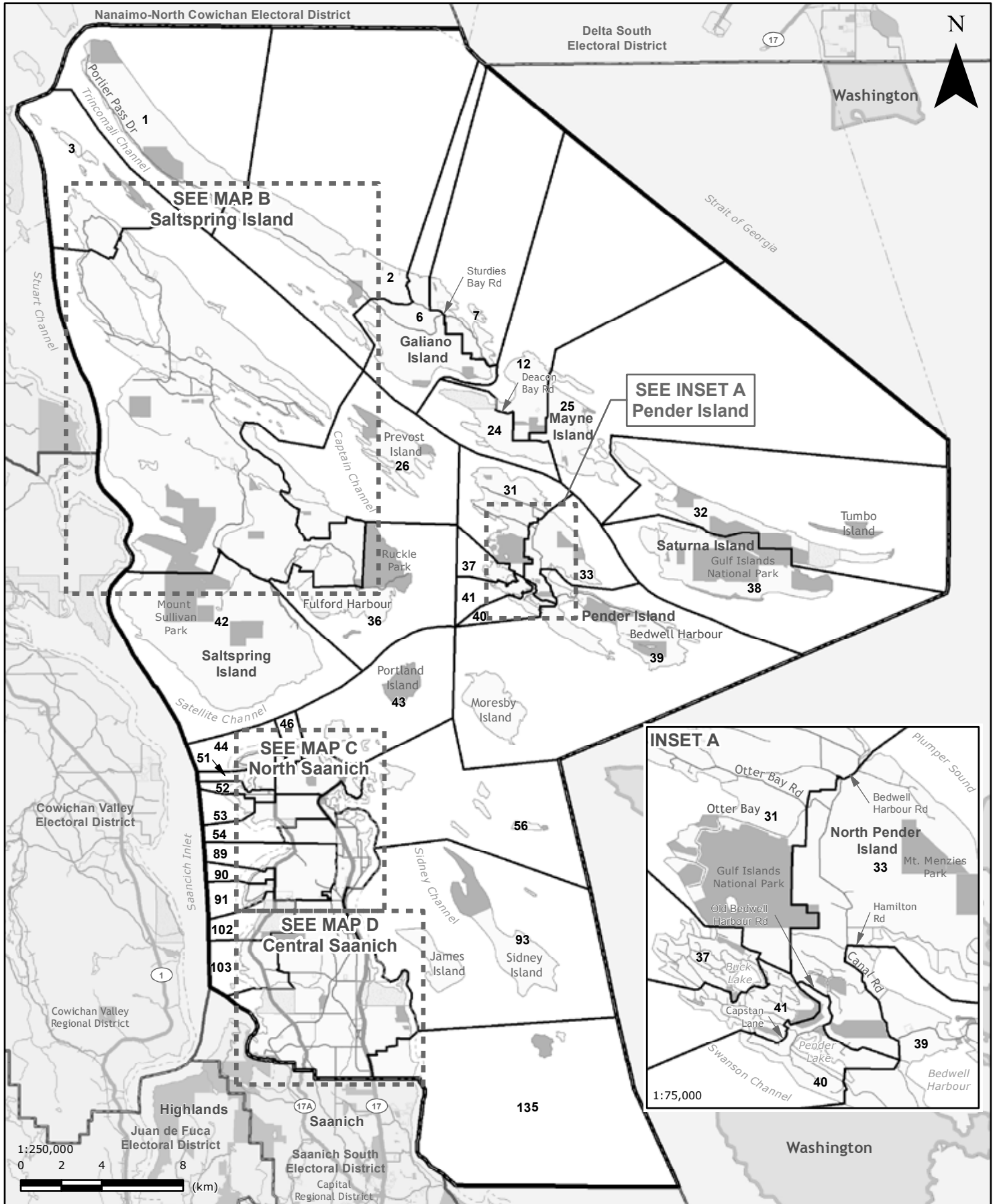
Rejected ballots	155	0.66%	Ballots cast
Registered voters who voted	23,586	55.39%	Registered voters

Registered voters 42,581

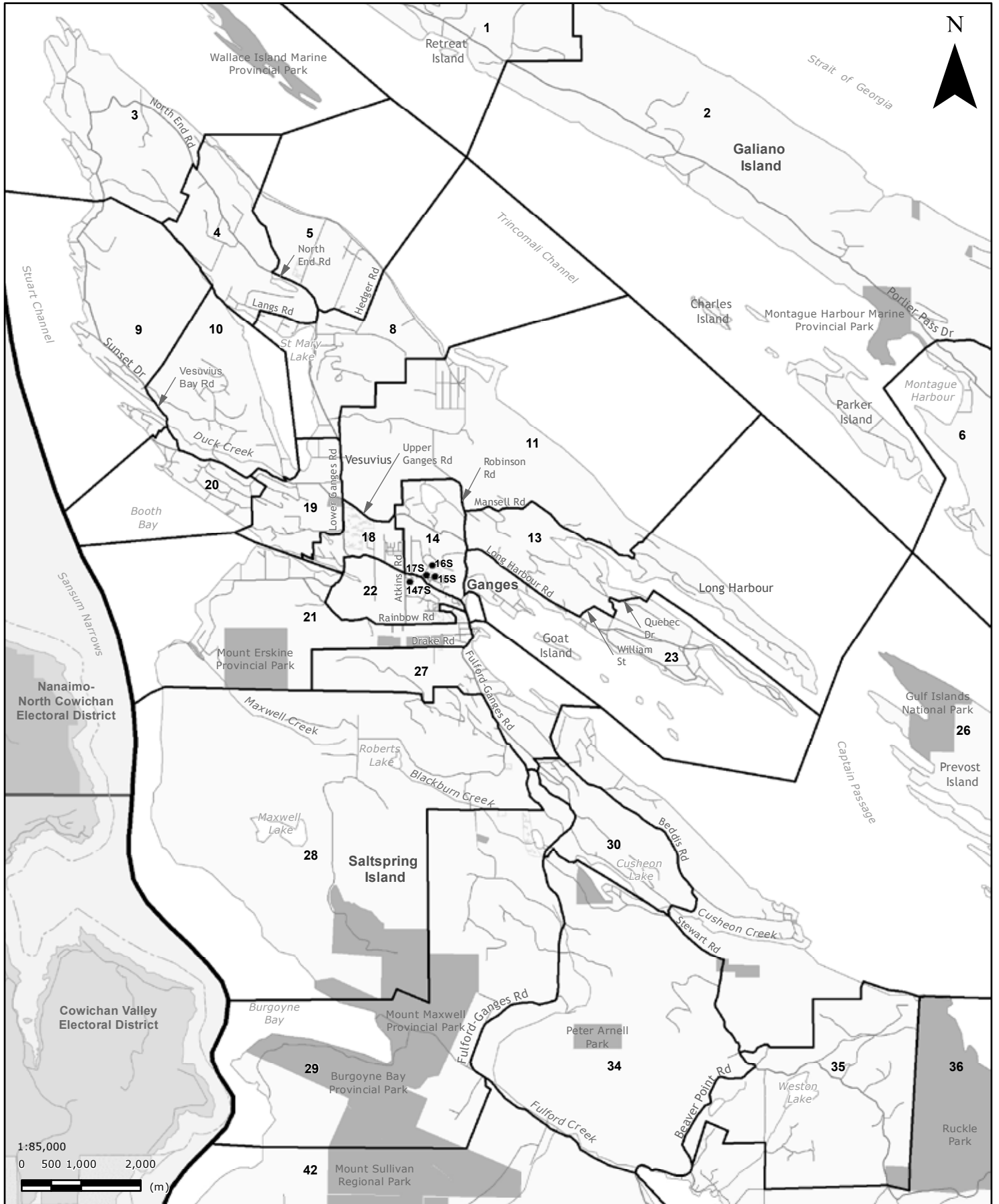
Candidate elected: John Yap (LIB)

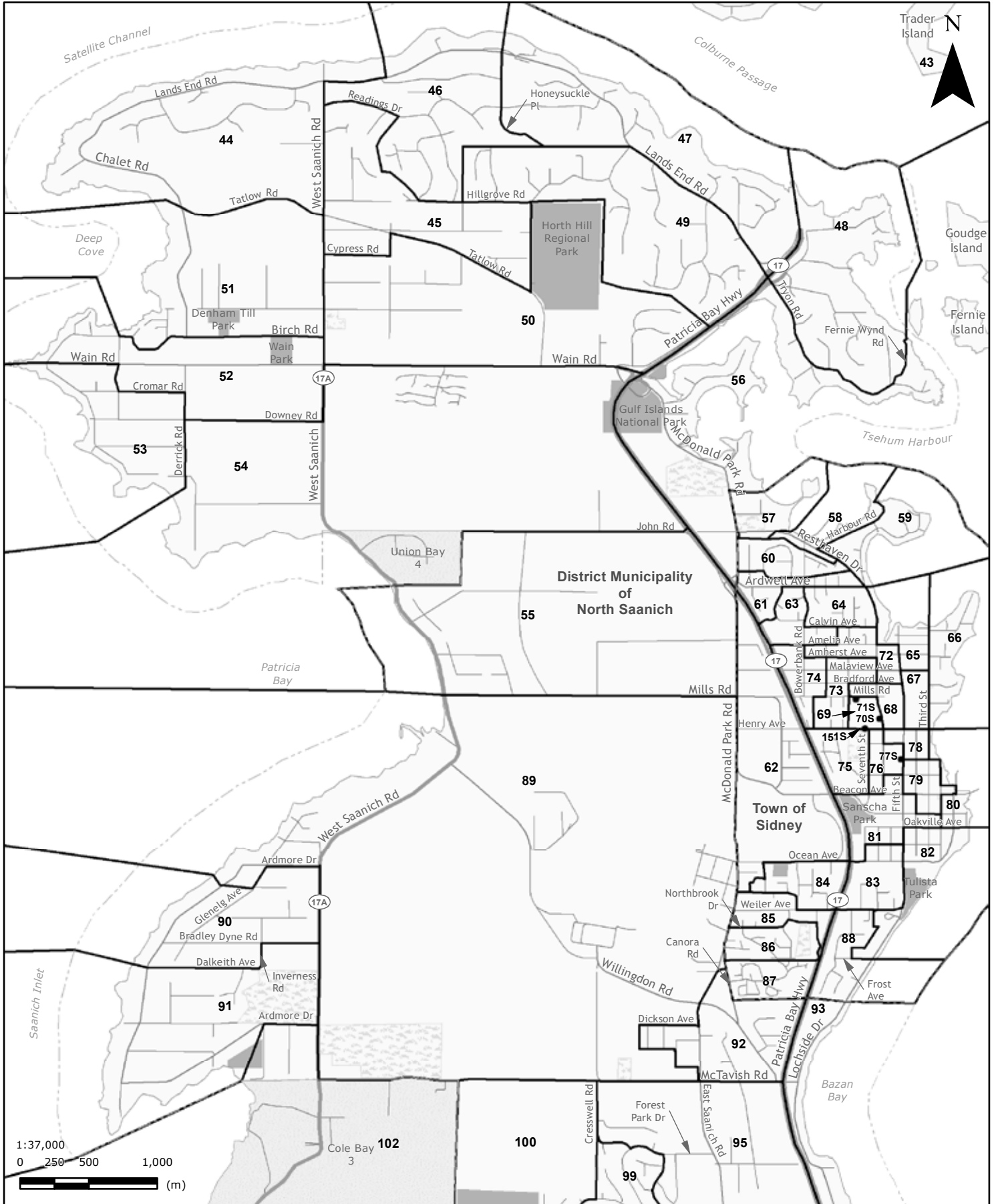
*1 Voting areas 106S and 119S combined

Saanich North and the Islands (SAN)
MAP A - Saanich North and the Islands Electoral District

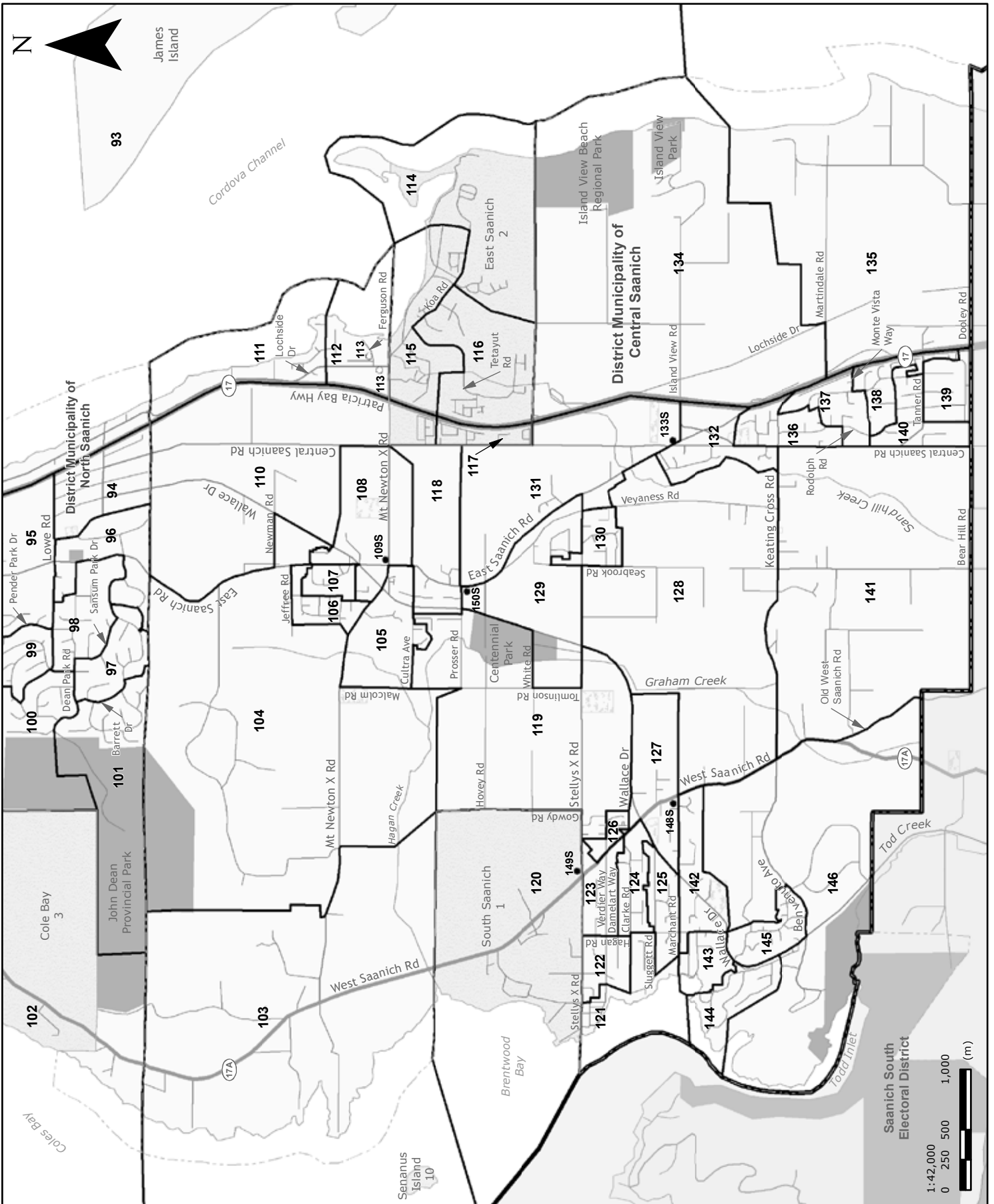


**Saanich North and the Islands (SAN)
MAP B - Saltspring Island**





Saanich North and the Islands (SAN)
MAP D - Central Saanich



Saanich North and the Islands (SAN)
Voting results by voting area

	Gary Holman	Scott McEachern	Adam Olsen	Stephen P. Roberts	Total valid votes	Rejected ballots	Registered voters
	NDP	IND	GP	LIB			
Advance voting							
ArtSpring Art Centre	1,135	18	448	514	2,115	4	
Saanich Fairgrounds - Poplar Room	926	59	933	939	2,857	6	
Shoal Centre	1,041	77	954	1,338	3,410	6	
General voting							
Voting area							
1	58	2	24	26	110	1	184
2	45	0	16	15	76	0	111
3	45	2	31	23	101	0	270
4	64	2	33	14	113	0	272
5	66	0	55	38	159	0	308
6	109	3	40	33	185	0	323
7	60	0	55	46	161	0	274
8	75	2	34	40	151	0	374
9	32	0	23	40	95	0	220
10	59	1	36	47	143	0	370
11	54	1	52	24	131	1	398
12	74	3	52	52	181	0	273
13	51	0	27	33	111	0	334
14	57	0	20	30	107	0	352
15S *1	-	-	-	-	-	-	32
16S *1	45	5	15	18	83	3	32
17S *1	-	-	-	-	-	-	48
18	38	3	32	38	111	0	317
19	78	4	54	41	177	0	345
20	65	0	23	41	129	0	340
21	64	1	46	19	130	0	364
22	45	4	30	27	106	0	360
23	41	1	28	36	106	0	375
24	80	3	48	52	183	1	307
25	76	1	41	32	150	0	286
26	39	0	35	16	90	0	308
27	50	4	41	19	114	0	397
28	54	1	52	30	137	0	437
29	42	2	37	15	96	0	339
30	19	0	25	19	63	0	321
31	62	3	83	57	205	0	325
32	29	2	20	18	69	0	128
33	68	2	63	34	167	0	311
34	81	0	38	27	146	0	412
35	118	1	37	23	179	0	364
36	117	0	55	24	196	1	385
37	60	2	63	38	163	0	308
38	41	0	45	23	109	1	177
39	76	2	56	48	182	0	312
40	55	0	61	35	151	1	255

Saanich North and the Islands (SAN)
Voting results by voting area

Statement of Votes
 40th Provincial General Election
 May 14, 2013

Voting area (continued)	Gary Holman	Scott McEachern	Adam Olsen	Stephen P. Roberts	Total valid votes	Rejected ballots	Registered voters
	NDP	IND	GP	LIB			
41	70	2	55	32	159	0	323
42	99	0	44	24	167	1	387
43	6	0	13	9	28	0	76
44	40	3	55	88	186	1	338
45	56	7	66	73	202	0	363
46	45	2	65	97	209	2	368
47	35	4	59	77	175	1	374
48	26	4	70	71	171	1	344
49	43	6	56	74	179	0	412
50	55	6	64	69	194	0	377
51	37	6	81	82	206	0	358
52	62	0	77	90	229	0	398
53	50	0	84	56	190	0	331
54	44	2	57	82	185	1	362
55	44	3	86	62	195	0	367
56	39	10	48	108	205	0	392
57	52	3	54	62	171	1	414
58	5	0	21	22	48	0	143
59	24	2	56	61	143	0	345
60	37	2	51	37	127	1	353
61	46	5	57	43	151	1	320
62	41	3	38	42	124	0	306
63	32	5	49	34	120	1	344
64	29	5	46	41	121	0	312
65	14	2	29	34	79	0	326
66	41	2	51	54	148	1	329
67	35	2	49	58	144	2	325
68	33	6	45	24	108	0	287
69	17	2	16	34	69	0	221
70S *2	24	5	17	34	80	1	74
71S *2	-	-	-	-	-	-	73
72	40	5	53	44	142	1	317
73	45	5	59	38	147	0	326
74	51	5	40	53	149	0	331
75	49	4	53	36	142	0	368
76	24	2	31	29	86	0	254
77S *2	-	-	-	-	-	-	15
78	32	2	37	47	118	1	328
79	29	1	37	36	103	0	304
80	20	3	25	71	119	0	340
81	24	2	40	42	108	1	270
82	28	3	55	73	159	0	355
83	33	6	50	45	134	2	292
84	60	2	55	34	151	0	327
85	45	2	71	55	173	0	332
86	36	1	65	48	150	0	297
87	52	7	36	53	148	1	308
88	38	10	49	66	163	0	338
89	23	4	53	67	147	0	286
90	47	5	54	70	176	0	326

Saanich North and the Islands (SAN)
Voting results by voting area

Voting area (continued)	Gary Holman	Scott McEachern	Adam Olsen	Stephen P. Roberts	Total valid votes	Rejected ballots	Registered voters
	NDP	IND	GP	LIB			
91	38	1	80	72	191	0	331
92	45	6	65	54	170	0	345
93	22	0	19	33	74	0	226
94	50	9	57	74	190	1	349
95	52	4	64	93	213	0	376
96	49	4	58	72	183	0	326
97	45	4	63	76	188	0	356
98	41	0	65	75	181	0	350
99	27	3	45	116	191	0	371
100	31	1	55	100	187	0	361
101	32	11	34	100	177	0	345
102	39	2	50	21	112	0	328
103	20	0	39	63	122	0	342
104	34	5	52	60	151	0	329
105	31	5	54	52	142	0	352
106	34	2	66	27	129	4	333
107	43	2	33	42	120	1	340
108	40	5	63	37	145	0	359
109S	27	2	29	38	96	0	75
110	34	2	32	48	116	0	308
111	20	2	30	50	102	0	220
112	22	3	23	36	84	0	199
113	27	4	22	55	108	1	317
114	42	1	46	54	143	0	353
115	45	2	69	20	136	0	362
116	35	1	77	44	157	1	288
117	44	2	39	41	126	0	309
118	43	3	53	34	133	0	318
119	53	0	68	38	159	1	350
120	48	0	70	1	119	1	422
121	43	1	59	48	151	0	343
122	48	6	80	35	169	0	374
123	53	4	78	42	177	0	408
124	75	6	95	38	214	0	408
125	60	0	108	59	227	1	399
126	29	4	35	34	102	0	322
127	47	2	69	55	173	0	352
128	14	2	40	49	105	1	270
129	43	3	56	52	154	1	406
130	56	2	47	30	135	0	326
131	18	1	29	39	87	0	223
132	61	6	56	68	191	0	344
133S *3	18	3	17	21	59	1	3
134	16	1	21	40	78	0	205
135	43	14	32	63	152	1	295
136	69	5	62	64	200	0	383
137	61	1	61	70	193	1	404
138	58	4	38	73	173	1	386
139	68	4	39	55	166	1	378
140	69	4	55	78	206	0	404

**Saanich North and the Islands (SAN)
Voting results by voting area**

Statement of Votes
40th Provincial General Election
May 14, 2013

	Gary Holman	Scott McEachern	Adam Olsen	Stephen P. Roberts	Total valid votes	Rejected ballots	Registered voters
Voting area (continued)	NDP	IND	GP	LIB			
141	25	5	45	38	113	0	335
142	65	4	64	81	214	0	402
143	39	5	47	81	172	0	359
144	51	4	70	50	175	0	340
145	45	5	65	70	185	1	369
146	58	3	58	75	194	2	384
147S *1	-	-	-	-	-	-	43
148S *3	-	-	-	-	-	-	7
149S *3	-	-	-	-	-	-	4
150S *3	-	-	-	-	-	-	123
151S *2	-	-	-	-	-	-	57
Sub totals	9,596	564	9,229	9,597	28,986	67	45,800
s. 98 Special	136	5	106	53	300	0	
s. 99 Absentee - in ED	290	23	364	280	957	3	
s. 100 Absentee - out of ED	136	2	135	99	372	11	
s. 101 Absentee - advance	54	1	33	35	123	0	
s. 104 Voting in DEO office	195	3	187	220	605	7	
s. 106 Voting by mail	108	1	82	68	259	6	
Grand totals	10,515	599	10,136	10,352	31,602	94	45,800
% of valid votes	33.27%	1.90%	32.07%	32.76%			

Summary

Valid votes - General and advance	28,986	91.72%	Total valid votes
s. 98 Special	300	0.95%	Total valid votes
s. 99 Absentee - in ED	957	3.03%	Total valid votes
s. 100 Absentee - out of ED	372	1.18%	Total valid votes
s. 101 Absentee - advance	123	0.39%	Total valid votes
s. 104 Voting in DEO office	605	1.91%	Total valid votes
s. 106 Voting by mail	259	0.82%	Total valid votes

Total valid votes 31,602

Rejected ballots	94	0.30%	Ballots cast
Registered voters who voted	31,696	69.21%	Registered voters

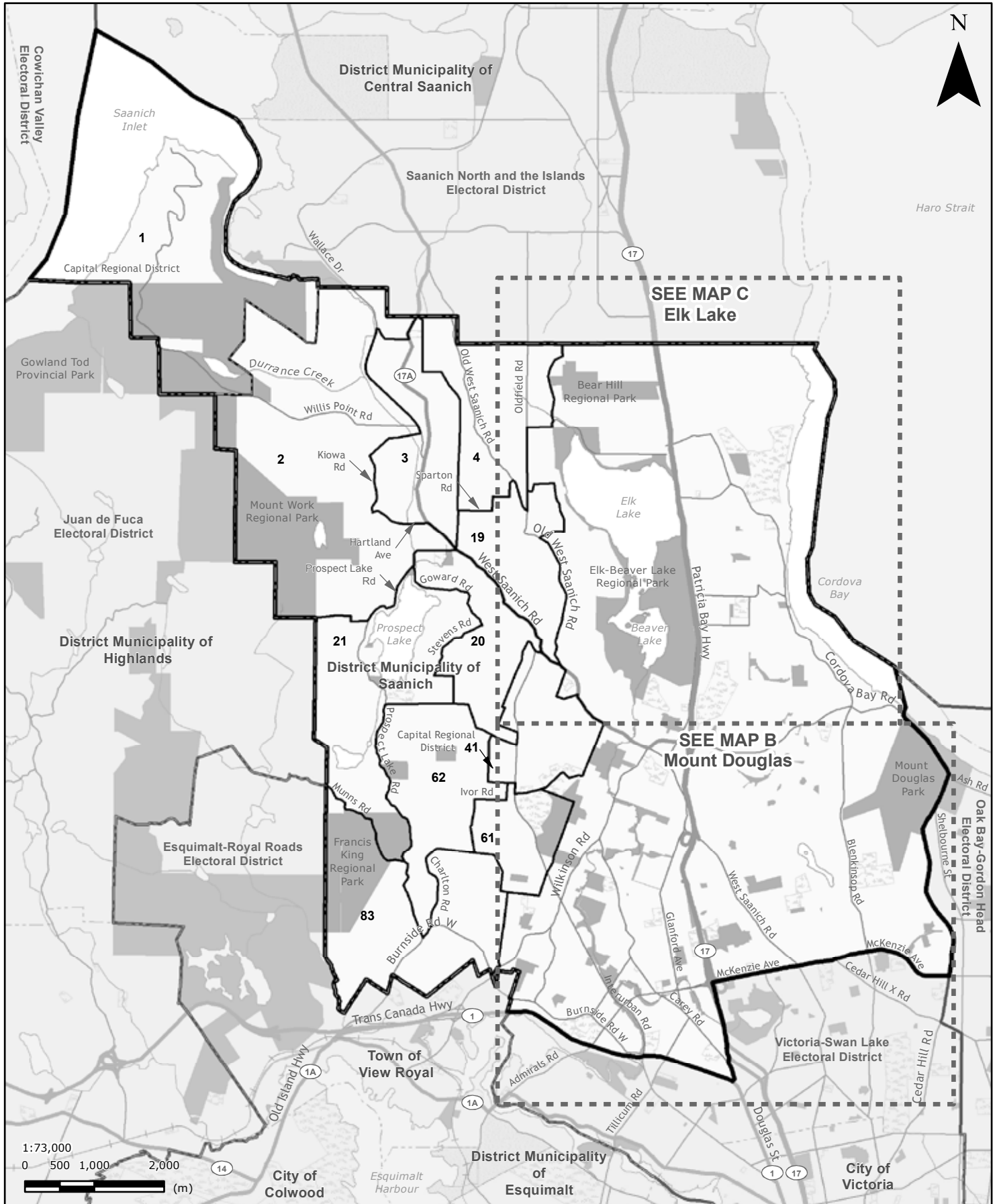
Registered voters 45,800

Candidate elected: Gary Holman (NDP)

*1 Voting areas 15S, 16S, 17S and 147S combined

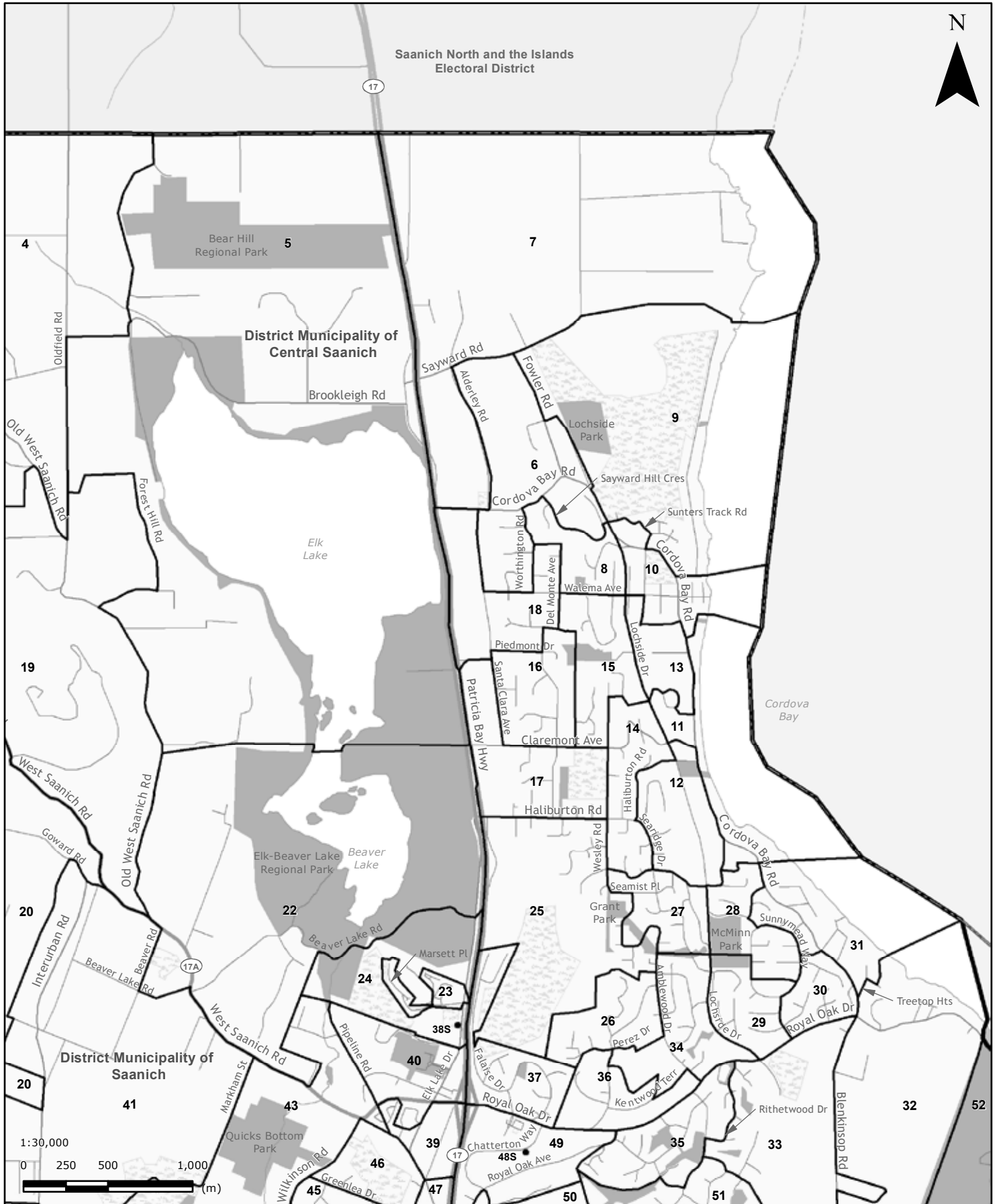
*2 Voting areas 70S, 71S, 77S and 151S combined

*3 Voting areas 133S, 148S, 149S and 150S combined



Saanich South (SAS)
MAP B - Mount Douglas





Saanich South (SAS)
Voting results by voting area

Statement of Votes
 40th Provincial General Election
 May 14, 2013

	Joshua Galbraith	Peter Kappel	Branko Mustafovic	Lana Popham	Rishi Sharma	Total valid votes	Rejected ballots	Registered voters
	CP	IND	GP	NDP	LIB			
Advance voting								
Salvation Army Citadel	121	13	409	1,904	1,358	3,805	5	
General voting								
Voting area								
1	3	3	33	90	78	207	1	331
2	6	0	40	107	73	226	0	354
3	3	2	21	73	55	154	0	315
4	7	0	36	109	70	222	0	368
5	2	0	30	70	79	181	0	354
6	6	0	49	85	90	230	0	389
7	6	2	27	62	60	157	1	305
8	4	2	27	52	130	215	0	365
9	8	0	38	50	112	208	0	324
10	6	0	29	82	95	212	0	316
11	6	0	28	62	51	147	0	329
12	1	2	23	64	78	168	0	315
13	5	0	38	55	63	161	0	306
14	7	2	34	81	81	205	1	340
15	6	0	23	85	87	201	0	366
16	8	0	26	86	86	206	0	386
17	3	0	31	80	113	227	0	396
18	4	1	34	71	73	183	1	339
19	7	1	34	72	75	189	0	314
20	3	1	25	54	78	161	0	302
21	7	0	43	70	88	208	1	354
22	4	0	33	81	55	173	1	314
23	0	1	17	73	70	161	1	339
24	6	2	21	28	43	100	0	199
25	8	0	25	89	113	235	0	407
26	5	1	12	40	91	149	0	298
27	18	2	24	45	111	200	2	342
28	6	0	26	76	88	196	0	340
29	3	1	33	72	108	217	0	337
30	4	2	31	72	79	188	0	326
31	4	1	36	46	75	162	1	299
32	3	1	26	69	73	172	0	366
33	7	2	33	68	105	215	0	351
34	8	2	30	73	99	212	1	375
35	7	1	31	60	94	193	0	353
36	10	0	29	59	79	177	0	337
37	9	1	21	88	66	185	0	365
38S	17	3	16	24	68	128	0	178
39	7	1	30	58	64	160	1	362
40	5	0	21	96	69	191	2	391
41	4	0	32	62	58	156	0	331
42	7	1	36	46	45	135	0	271
43	3	2	26	90	50	171	0	313
44	8	0	21	70	47	146	0	279
45	5	1	16	73	58	153	1	281

	Joshua Galbraith	Peter Kappel	Branko Mustafovic	Lana Popham	Rishi Sharma	Total valid votes	Rejected ballots	Registered voters
Voting area (continued)	CP	IND	GP	NDP	LIB			
46	7	2	30	84	61	184	0	342
47	4	2	26	77	36	145	1	327
48S	14	1	5	16	20	56	0	185
49	3	2	36	92	59	192	1	349
50	10	0	15	59	88	172	0	334
51	4	0	31	44	81	160	0	340
52	8	0	23	71	50	152	0	392
53	8	2	55	72	34	171	0	368
54	9	0	29	44	89	171	1	327
55	7	0	17	59	91	174	0	351
56	6	1	34	97	54	192	0	333
57	5	0	19	77	91	192	0	370
58	1	1	12	69	24	107	0	263
59	5	0	22	97	46	170	0	323
60	1	8	31	100	71	211	0	326
61	5	0	47	102	55	209	0	377
62	8	1	26	73	65	173	0	315
63	6	0	33	86	50	175	1	372
64	7	1	31	111	45	195	1	345
65	6	2	30	84	43	165	2	302
66	3	1	36	90	58	188	0	318
67	3	0	19	94	49	165	1	309
68	9	2	28	57	40	136	0	346
69	5	0	33	88	57	183	1	402
70	6	1	20	84	82	193	0	363
71	4	3	24	86	64	181	0	352
72	5	0	41	125	58	229	1	391
73	1	0	36	77	50	164	1	331
74	2	1	32	64	40	139	0	304
75	2	2	23	51	41	119	1	295
76	14	2	21	108	59	204	0	354
77	4	2	26	58	45	135	0	351
78	3	1	31	85	52	172	2	375
79	15	1	42	115	46	219	0	359
80	9	1	32	125	58	225	0	394
81	9	1	20	96	46	172	1	313
82	5	0	34	102	59	200	1	334
83	2	0	20	72	91	185	1	326
84	3	2	28	111	75	219	1	392
85	6	1	15	91	47	160	0	361
86	12	1	22	99	47	181	0	353
87	14	2	33	103	76	228	1	439
88	2	0	19	60	47	128	0	376
89	1	2	22	54	67	146	0	396
90	5	2	19	57	38	121	1	342
91	5	0	13	37	13	68	0	265
92	3	2	17	52	34	108	2	348
93	6	1	28	100	47	182	1	326
94	4	1	31	62	24	122	0	315
95	5	1	27	64	31	128	1	276

Saanich South (SAS)
Voting results by voting area

Statement of Votes
 40th Provincial General Election
 May 14, 2013

	Joshua Galbraith	Peter Kappel	Branko Mustafovic	Lana Popham	Rishi Sharma	Total valid votes	Rejected ballots	Registered voters
Voting area (continued)	CP	IND	GP	NDP	LIB			
96	4	0	12	44	19	79	0	284
97S	11	0	5	24	28	68	1	114
98	10	0	20	69	46	145	1	350
99	6	1	27	105	63	202	0	381
100	2	2	22	97	24	147	1	296
101	6	0	23	90	36	155	1	357
102	6	0	27	99	31	163	2	320
103	5	0	27	103	64	199	0	422
104	6	1	21	80	58	166	0	363
105	5	1	26	100	62	194	0	376
106	4	0	34	99	50	187	0	324
107	5	2	34	123	67	231	1	406
108	5	4	25	91	51	176	1	335
109	9	3	47	98	47	204	0	374
110	5	1	25	76	26	133	0	292
111	5	1	38	97	28	169	2	362
112	6	1	24	97	47	175	2	382
113	3	1	24	58	33	119	0	309
114	3	0	34	75	38	150	0	363
115	1	2	37	85	39	164	2	375
116	4	1	32	112	41	190	0	459
Sub totals	789	131	3,612	10,825	8,473	23,830	58	39,213
s. 98 Special	9	1	27	80	57	174	1	
s. 99 Absentee - in ED	34	1	168	343	260	806	5	
s. 100 Absentee - out of ED	12	3	95	213	118	441	20	
s. 101 Absentee - advance	7	1	24	78	26	136	1	
s. 104 Voting in DEO office	16	5	70	316	260	667	0	
s. 106 Voting by mail	6	0	15	91	62	174	3	
Grand totals	873	142	4,011	11,946	9,256	26,228	88	39,213
% of valid votes	3.33%	0.54%	15.29%	45.55%	35.29%			

Summary

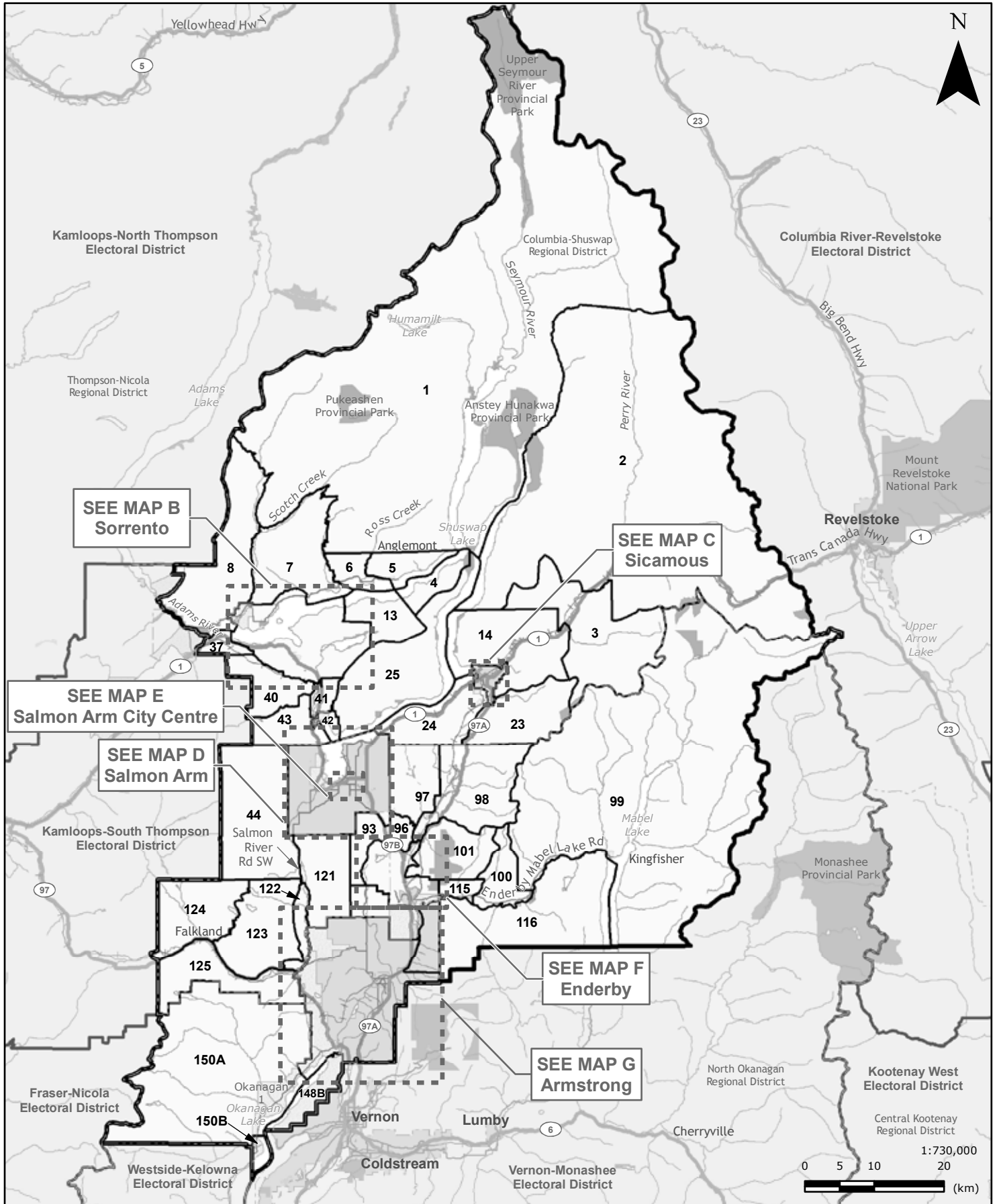
Valid votes - General and advance	23,830	90.87%	Total valid votes
s. 98 Special	174	0.66%	Total valid votes
s. 99 Absentee - in ED	806	3.07%	Total valid votes
s. 100 Absentee - out of ED	441	1.68%	Total valid votes
s. 101 Absentee - advance	136	0.52%	Total valid votes
s. 104 Voting in DEO office	667	2.54%	Total valid votes
s. 106 Voting by mail	174	0.66%	Total valid votes

Total valid votes **26,228**

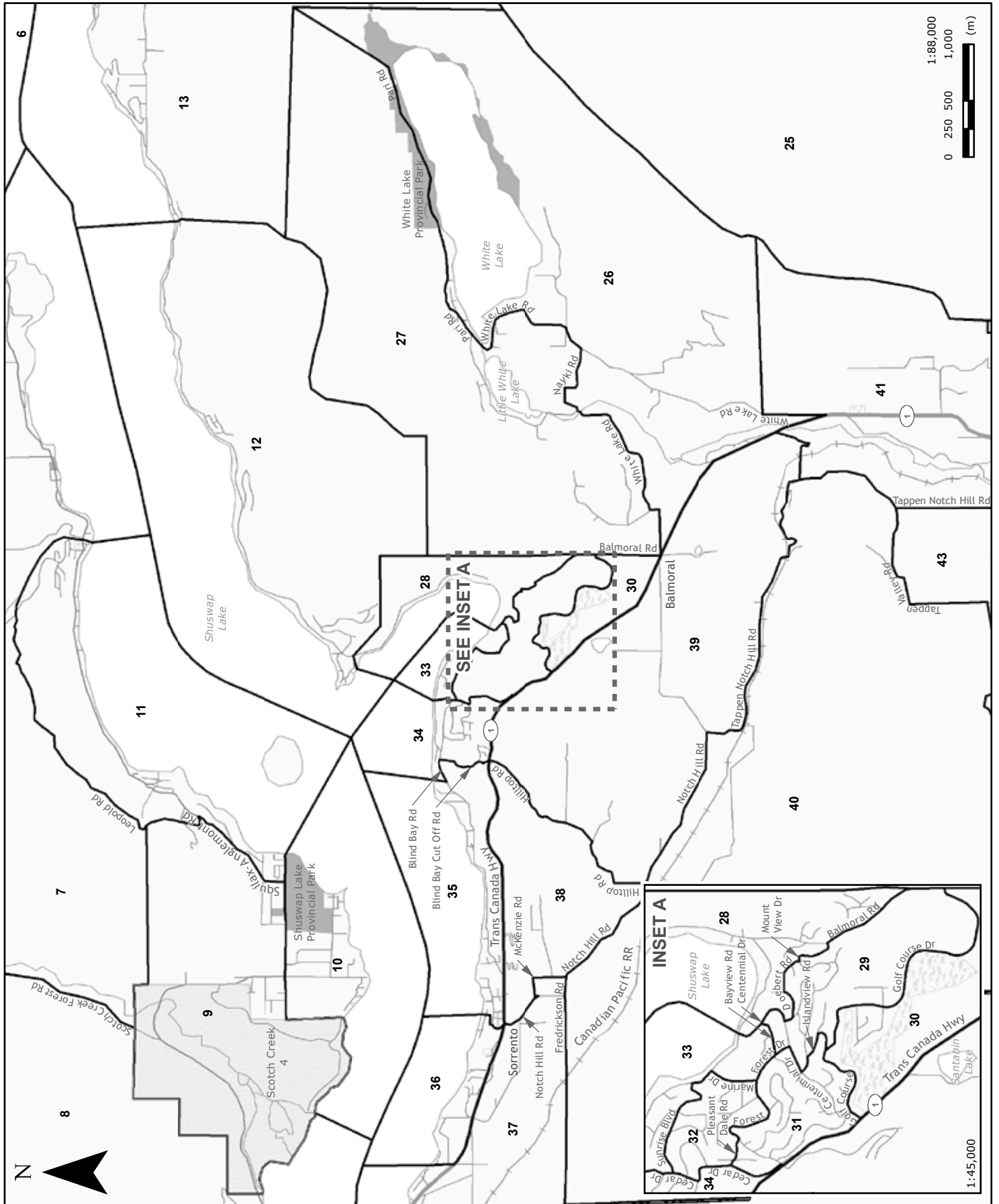
Rejected ballots	88	0.33%	Ballots cast
Registered voters who voted	26,316	67.11%	Registered voters

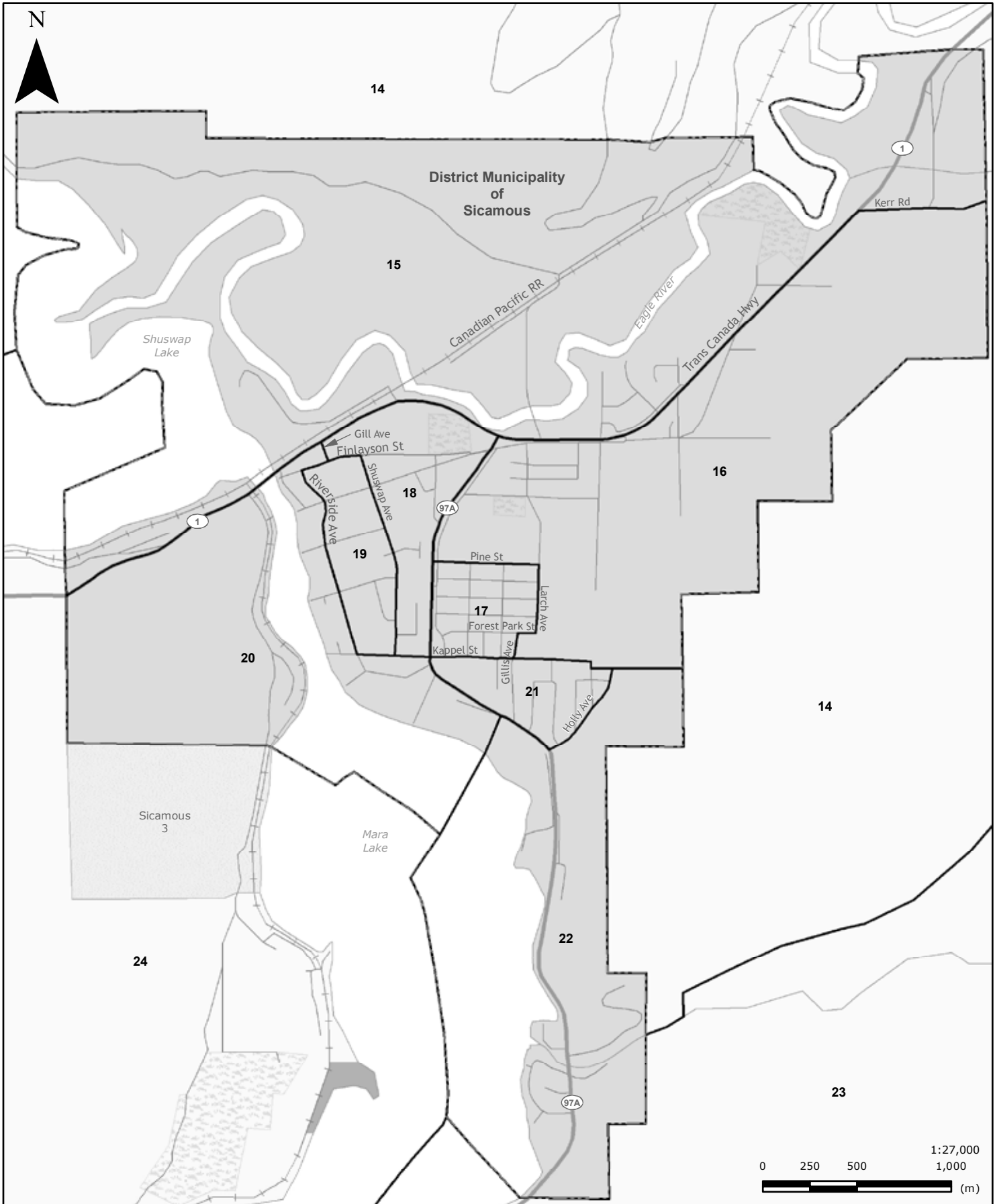
Registered voters **39,213**

Candidate elected: **Lana Popham (NDP)**

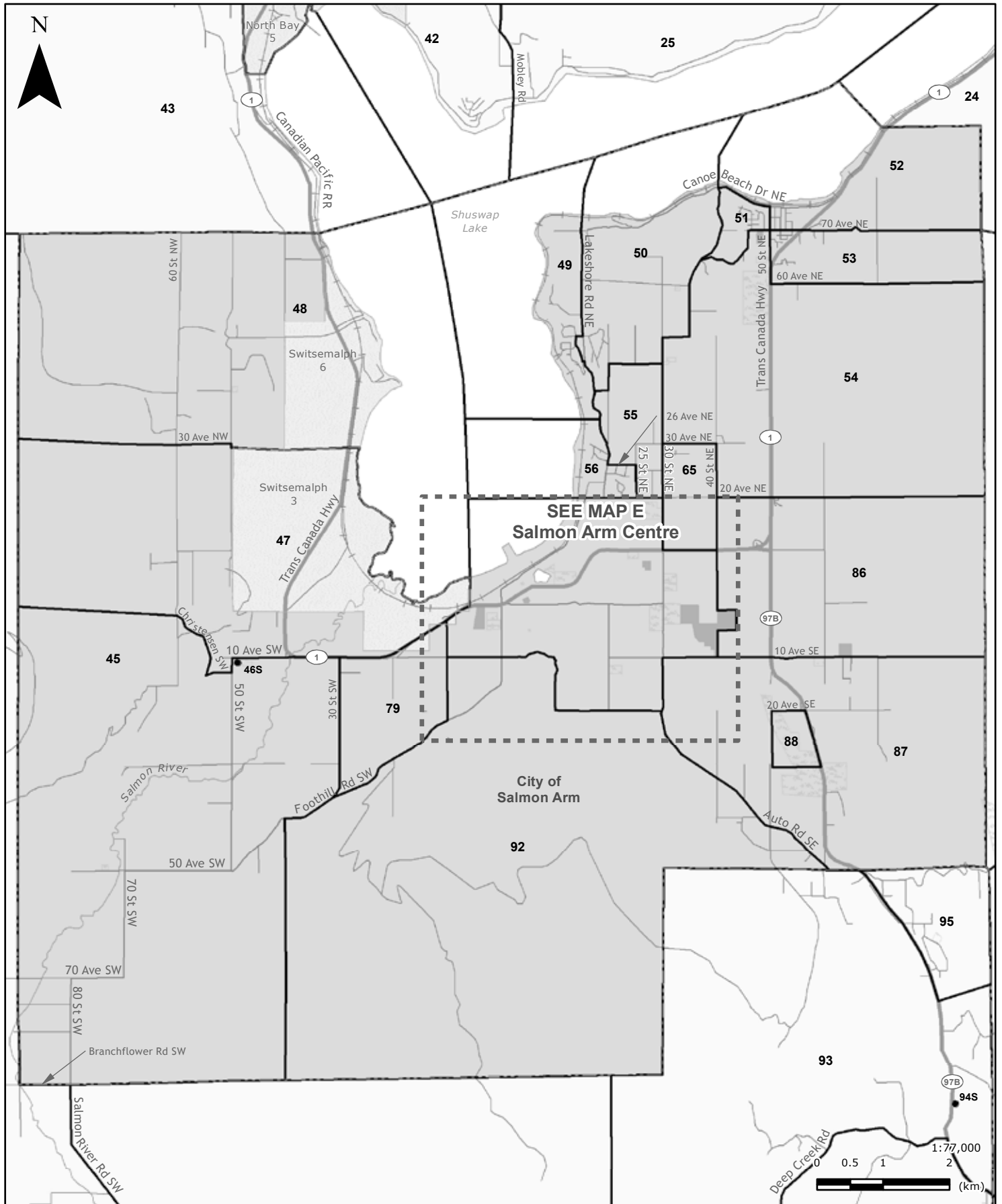


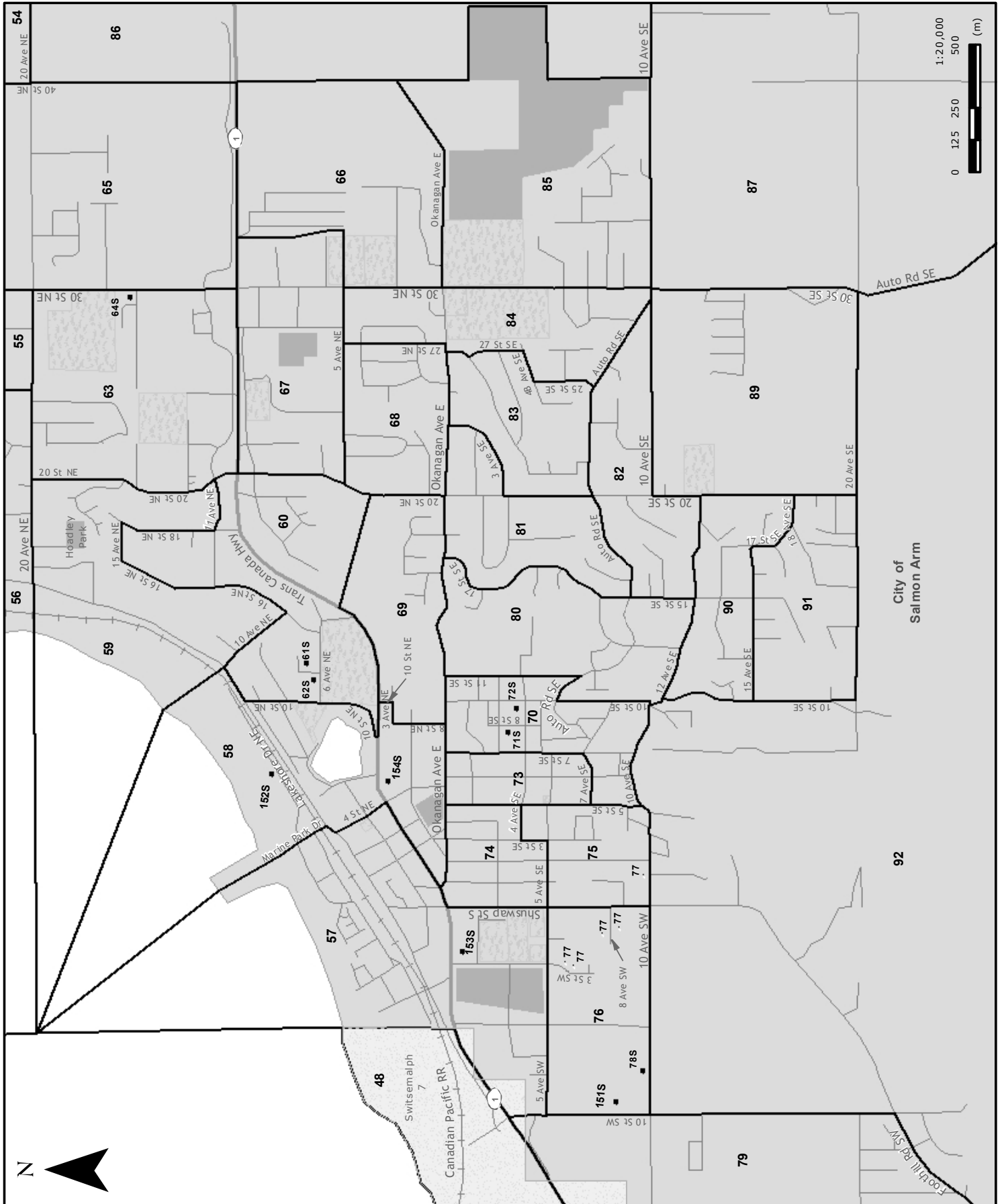
**Shuswap (SHU)
MAP B - Sorrento**



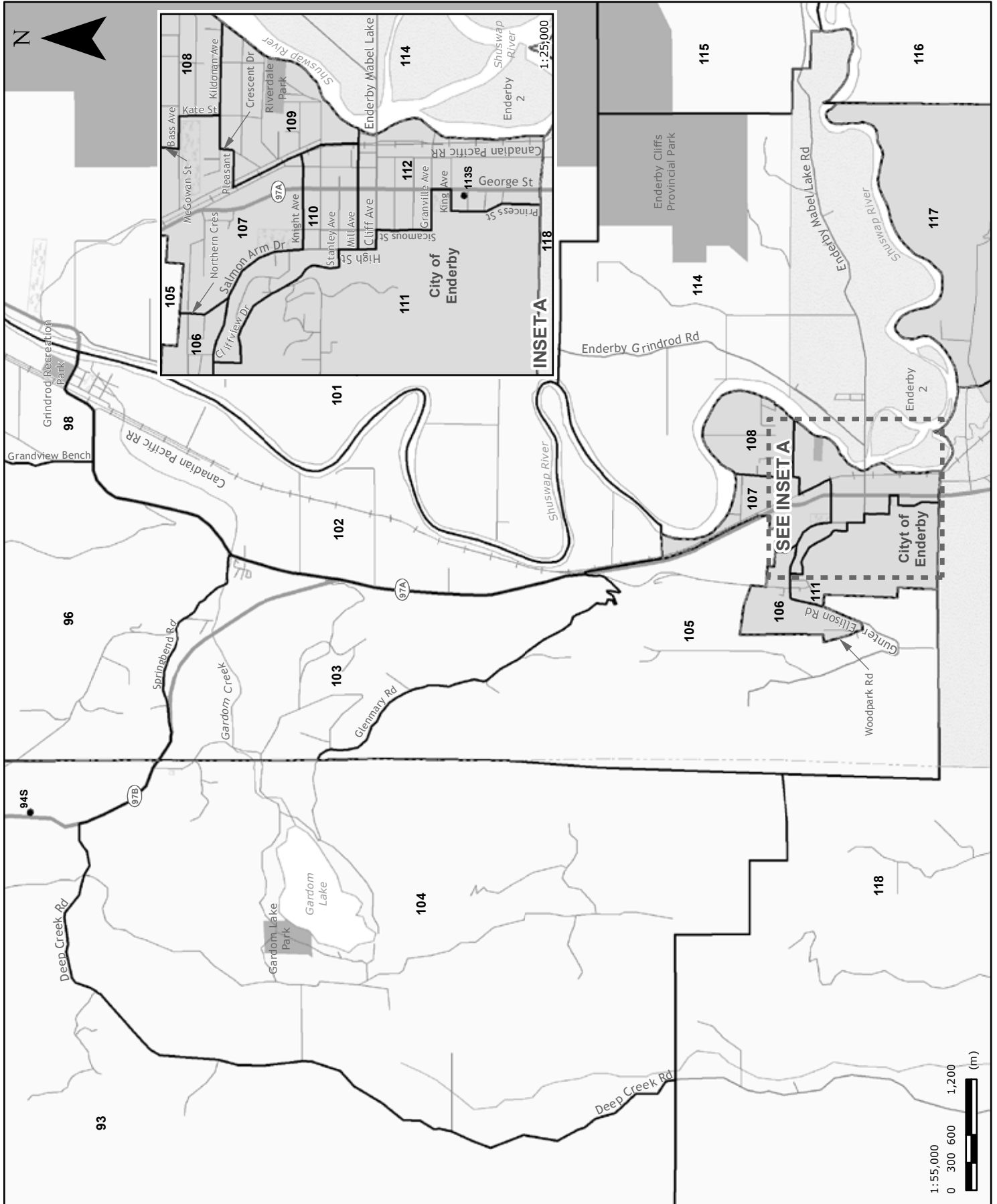


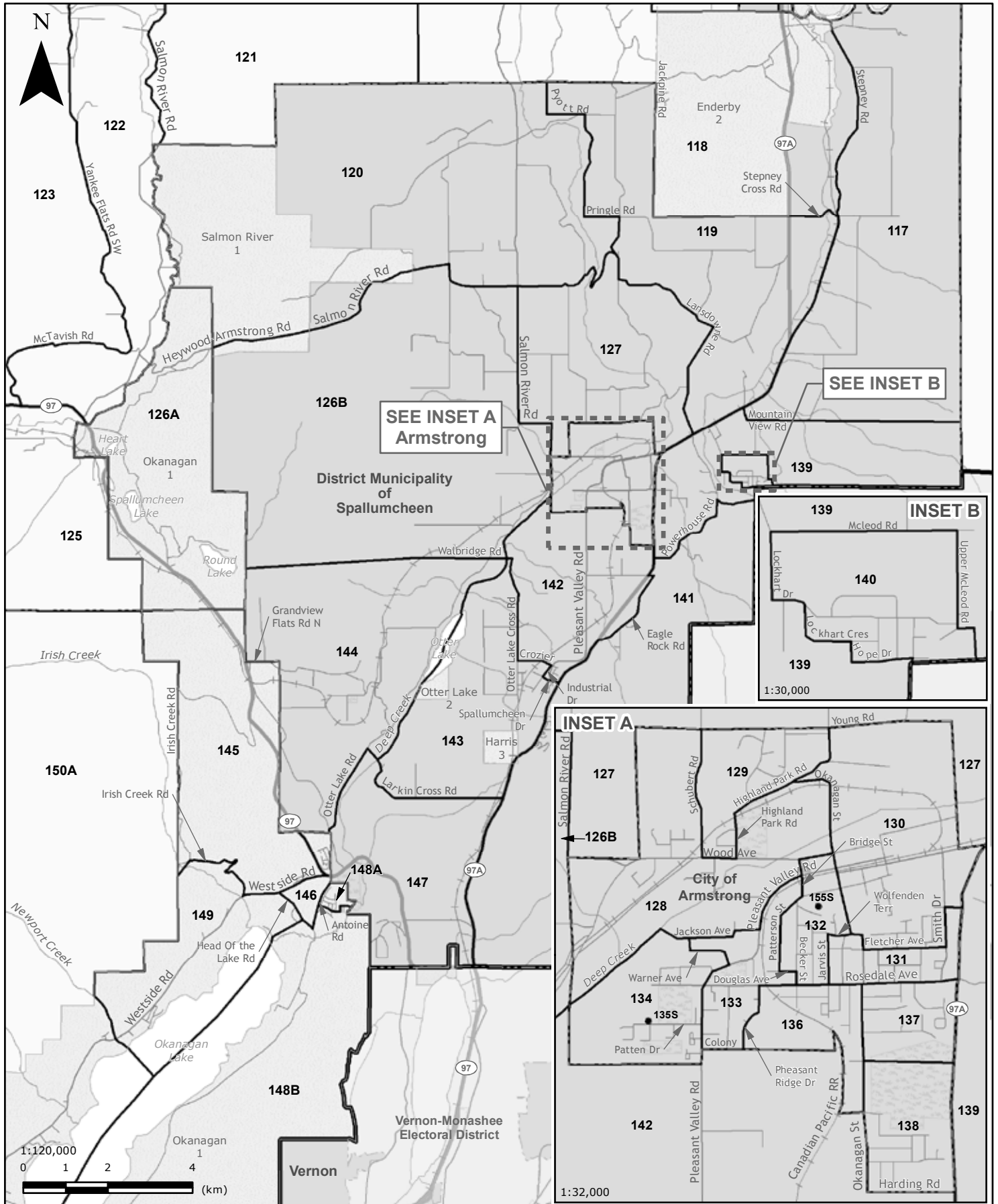
Shuswap (SHU)
MAP D - Salmon Arm





**Shuswap (SHU)
MAP F - Enderby**





Shuswap (SHU)
Voting results by voting area

Statement of Votes
40th Provincial General Election
May 14, 2013

	Tom Birch	Chris George	Steve Gunner	Greg Kyllo	Johanna Zalcik	Total valid votes	Rejected ballots	Registered voters
	CP	GP	NDP	LIB	AID			
Advance voting								
Armstrong Centennial Hall	163	93	381	538	3	1,178	3	
Downtown Activity Centre	291	179	964	1,059	5	2,498	7	
Enderby Senior's Centre	93	73	252	275	2	695	2	
Our Lady of Fatima Catholic Hall	35	25	101	283	0	444	1	
Sorrento Memorial Hall	95	41	131	339	0	606	0	
General voting								
Voting area								
1	6	13	14	17	0	50	0	68
2	5	5	17	34	0	61	0	163
3	13	20	33	86	2	154	0	294
4	3	2	6	25	0	36	0	53
5	24	24	41	98	0	187	0	367
6	9	5	23	68	0	105	0	171
7	18	14	35	75	0	142	0	242
8	10	20	44	54	0	128	0	285
9	13	19	20	51	0	103	0	191
10	8	8	26	77	0	119	0	193
11	16	9	20	64	0	109	0	259
12	13	9	26	76	0	124	0	271
13	12	18	34	61	1	126	0	258
14	18	13	24	55	0	110	0	268
15	4	8	21	72	0	105	0	264
16	8	12	27	99	2	148	0	352
17	13	7	22	72	2	116	1	314
18	13	7	21	53	0	94	0	230
19	9	2	22	48	0	81	1	247
20	7	6	14	49	0	76	0	159
21	12	7	21	69	0	109	1	299
22 *1	-	-	-	-	-	-	-	120
23	5	8	12	28	0	53	0	137
24 *1	13	9	17	47	0	86	1	73
25	19	24	72	80	0	195	0	307
26	24	6	18	40	0	88	0	168
27	36	27	36	59	1	159	0	297
28	29	9	21	78	0	137	0	294
29	21	15	24	111	0	171	0	354
30	10	8	15	124	0	157	0	281
31	16	7	38	91	0	152	0	346
32	23	14	22	73	0	132	0	305
33	8	3	23	42	0	76	0	192
34	19	16	34	81	0	150	0	358
35	16	8	24	60	0	108	0	242
36	17	10	42	84	2	155	0	285
37	14	13	25	69	0	121	0	251
38	33	13	43	75	1	165	0	318
39	8	1	16	40	0	65	0	156
40	29	26	47	91	0	193	0	385

Voting area (continued)	Tom	Chris	Steve	Greg	Johanna	Total	Rejected	Registered
	Birch	George	Gunner	Kyllo	Zalcik			
	CP	GP	NDP	LIB	AID	votes		
41	5	19	25	59	0	108	0	275
42	20	18	55	56	0	149	1	300
43	16	13	44	58	0	131	0	320
44	18	5	16	56	0	95	0	194
45	12	9	29	82	0	132	0	268
46S *3	-	-	-	-	-	-	-	5
47	4	4	35	39	1	83	0	249
48	15	19	52	82	0	168	0	391
49	14	13	37	104	0	168	0	346
50	20	15	59	68	1	163	0	309
51	27	13	39	67	0	146	0	335
52	10	17	45	44	0	116	0	288
53	28	8	53	52	0	141	0	278
54	16	11	46	61	0	134	0	322
55	12	13	61	90	0	176	0	400
56	23	12	49	93	0	177	1	359
57	14	15	24	39	0	92	0	284
58	13	7	37	30	0	87	0	245
59	11	7	61	66	0	145	0	356
60	20	15	33	43	0	111	0	274
61S *2	70	31	67	96	4	268	2	78
62S *2	-	-	-	-	-	-	-	29
63	19	10	39	75	0	143	1	343
64S *2	-	-	-	-	-	-	-	108
65	19	13	46	89	1	168	0	371
66	31	21	40	63	1	156	0	374
67	20	13	56	42	0	131	0	284
68	15	11	46	45	0	117	0	264
69	16	9	30	67	0	122	1	282
70	12	5	30	40	0	87	0	278
71S *3	-	-	-	-	-	-	-	2
72S *3	-	-	-	-	-	-	-	2
73	10	17	34	44	0	105	1	351
74	7	23	45	36	0	111	0	385
75	13	8	33	19	0	73	0	362
76	18	2	18	34	0	72	0	263
77	5	6	18	19	0	48	0	270
78S *2	-	-	-	-	-	-	-	51
79	15	5	36	49	0	105	0	326
80	22	10	30	73	0	135	1	349
81	29	8	60	62	2	161	1	361
82	19	9	40	57	1	126	0	288
83	29	9	38	84	0	160	0	342
84	21	23	42	72	0	158	0	353
85	9	8	65	73	1	156	2	336
86	15	13	40	71	1	140	0	317
87	12	11	40	75	0	138	0	299
88 *3	10	7	13	23	0	53	1	206
89	16	8	24	49	1	98	0	242
90	17	11	58	54	0	140	0	314

Shuswap (SHU)
Voting results by voting area

Statement of Votes
 40th Provincial General Election
 May 14, 2013

Voting area (continued)	Tom Birch	Chris George	Steve Gunner	Greg Kyllo	Johanna Zalcik	Total valid votes	Rejected ballots	Registered voters
	CP	GP	NDP	LIB	AID			
91	11	6	43	94	0	154	0	312
92	13	20	46	85	0	164	1	453
93	27	12	29	69	0	137	2	341
94S *3	-	-	-	-	-	-	-	0
95	23	19	47	52	0	141	0	354
96	20	17	36	69	0	142	0	320
97	10	27	22	20	0	79	0	165
98	42	23	66	107	0	238	0	452
99	17	9	47	47	0	120	1	220
100	12	20	31	33	0	96	0	222
101	15	12	21	61	1	110	0	228
102	11	11	25	44	0	91	0	212
103	19	14	26	57	0	116	0	332
104	23	16	53	44	0	136	0	280
105	9	14	20	58	1	102	0	217
106	9	12	18	36	1	76	0	218
107	20	18	44	72	0	154	0	369
108	31	17	34	83	1	166	0	378
109	17	13	50	40	0	120	0	282
110	21	15	59	41	0	136	1	331
111	23	6	38	81	0	148	0	328
112	4	9	19	41	1	74	0	262
113S *2	-	-	-	-	-	-	-	30
114	15	10	26	30	0	81	1	226
115	16	13	24	53	0	106	0	237
116	6	9	9	30	0	54	0	111
117	11	8	34	71	1	125	0	243
118	10	7	21	34	0	72	0	242
119	16	7	21	93	0	137	1	282
120	9	16	37	69	0	131	0	319
121	13	32	52	41	0	138	0	335
122	22	7	37	57	1	124	1	336
123	16	13	28	24	1	82	0	226
124	35	25	65	86	1	212	1	390
125	13	18	42	78	0	151	0	316
126A *4	17	9	38	94	0	158	1	25
126B *4	-	-	-	-	-	-	-	328
127	27	13	47	89	0	176	1	354
128	14	19	67	66	0	166	0	408
129	13	11	52	64	0	140	0	381
130	31	14	47	79	1	172	1	361
131	26	25	53	53	0	157	0	353
132	17	27	51	45	0	140	0	304
133	20	25	43	67	0	155	0	375
134	15	25	59	81	2	182	1	403
135S *2	-	-	-	-	-	-	-	80
136	8	10	43	60	1	122	0	270
137	14	14	55	62	0	145	1	330
138	25	9	34	81	1	150	0	339
139	15	18	47	69	0	149	1	301

	Tom Birch	Chris George	Steve Gunner	Greg Kyllo	Johanna Zalcik	Total valid votes	Rejected ballots	Registered voters
Voting area (continued)	CP	GP	NDP	LIB	AID			
140	19	13	28	64	2	126	0	295
141	16	15	40	57	0	128	0	334
142	12	5	23	44	0	84	0	219
143	44	10	35	69	0	158	0	370
144	8	4	19	45	1	77	0	289
145	9	2	33	31	1	76	0	202
146	7	5	24	77	0	113	0	203
147	17	4	20	67	0	108	0	251
148A	26	13	56	116	4	215	0	274
148B	31	11	54	92	3	191	0	291
149	9	8	57	46	1	121	1	281
150A	14	12	49	43	1	119	1	327
150B	14	11	69	111	0	205	1	335
151S *2	-	-	-	-	-	-	-	94
152S *2	-	-	-	-	-	-	-	51
153S *2	-	-	-	-	-	-	-	65
154S *2	-	-	-	-	-	-	-	22
155S *2	-	-	-	-	-	-	-	18
Sub totals	3,045	2,187	6,970	11,342	62	23,606	47	41,547
s. 98 Special	32	14	54	36	1	137	5	
s. 99 Absentee - in ED	73	80	128	254	0	535	2	
s. 100 Absentee - out of ED	20	22	68	114	0	224	15	
s. 101 Absentee - advance	8	15	40	56	0	119	2	
s. 104 Voting in DEO office	50	18	119	177	0	364	3	
s. 106 Voting by mail	4	2	19	13	0	38	0	
Grand totals	3,232	2,338	7,398	11,992	63	25,023	74	41,547
% of valid votes	12.92%	9.34%	29.57%	47.92%	0.25%			

Shuswap (SHU)
Voting results by voting area

Summary

Valid votes - General and advance	23,606	94.34%	Total valid votes
s. 98 Special	137	0.55%	Total valid votes
s. 99 Absentee - in ED	535	2.14%	Total valid votes
s. 100 Absentee - out of ED	224	0.90%	Total valid votes
s. 101 Absentee - advance	119	0.47%	Total valid votes
s. 104 Voting in DEO office	364	1.45%	Total valid votes
s. 106 Voting by mail	38	0.15%	Total valid votes

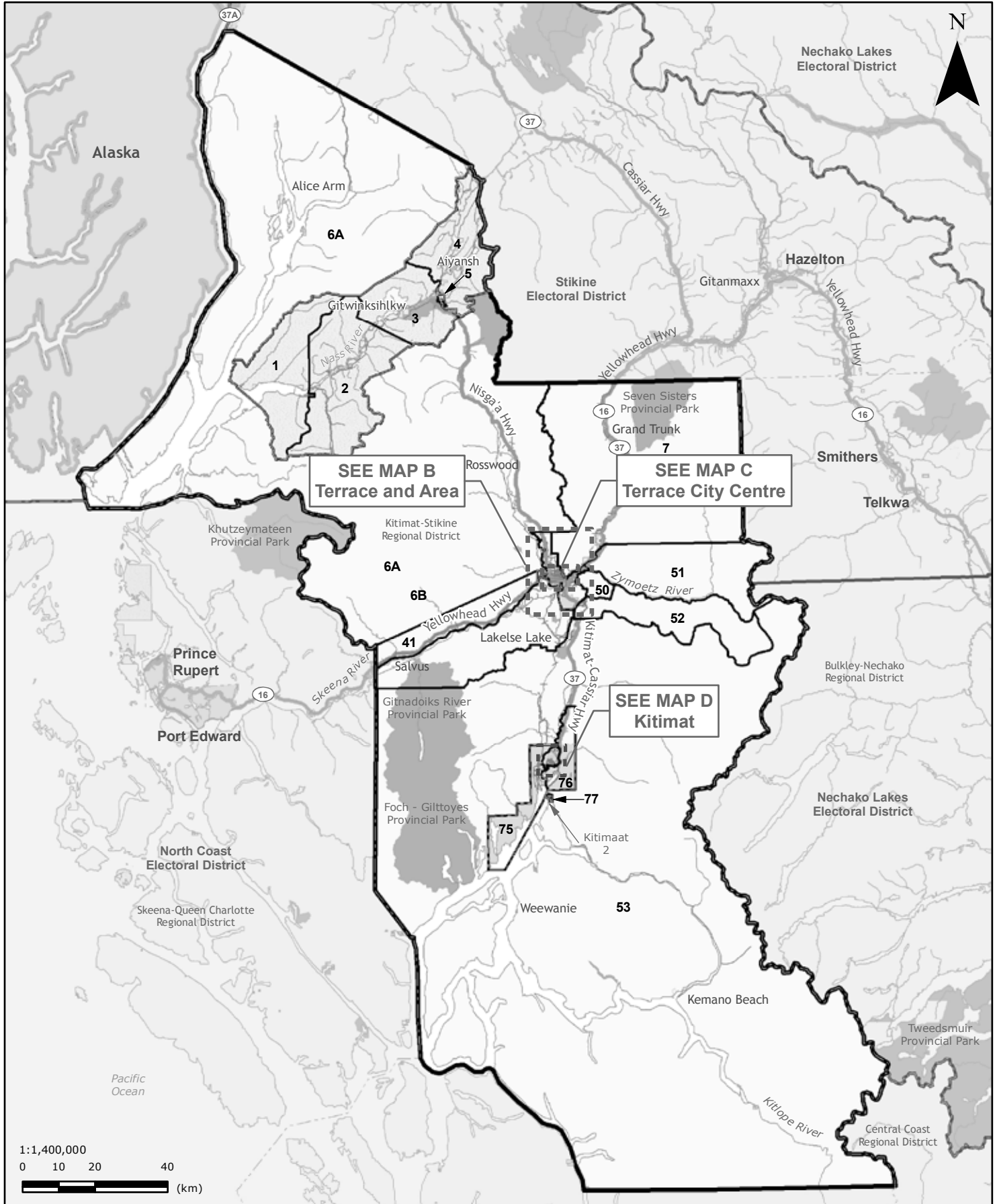
Total valid votes **25,023**

Rejected ballots	74	0.29%	Ballots cast
Registered voters who voted	25,097	60.41%	Registered voters

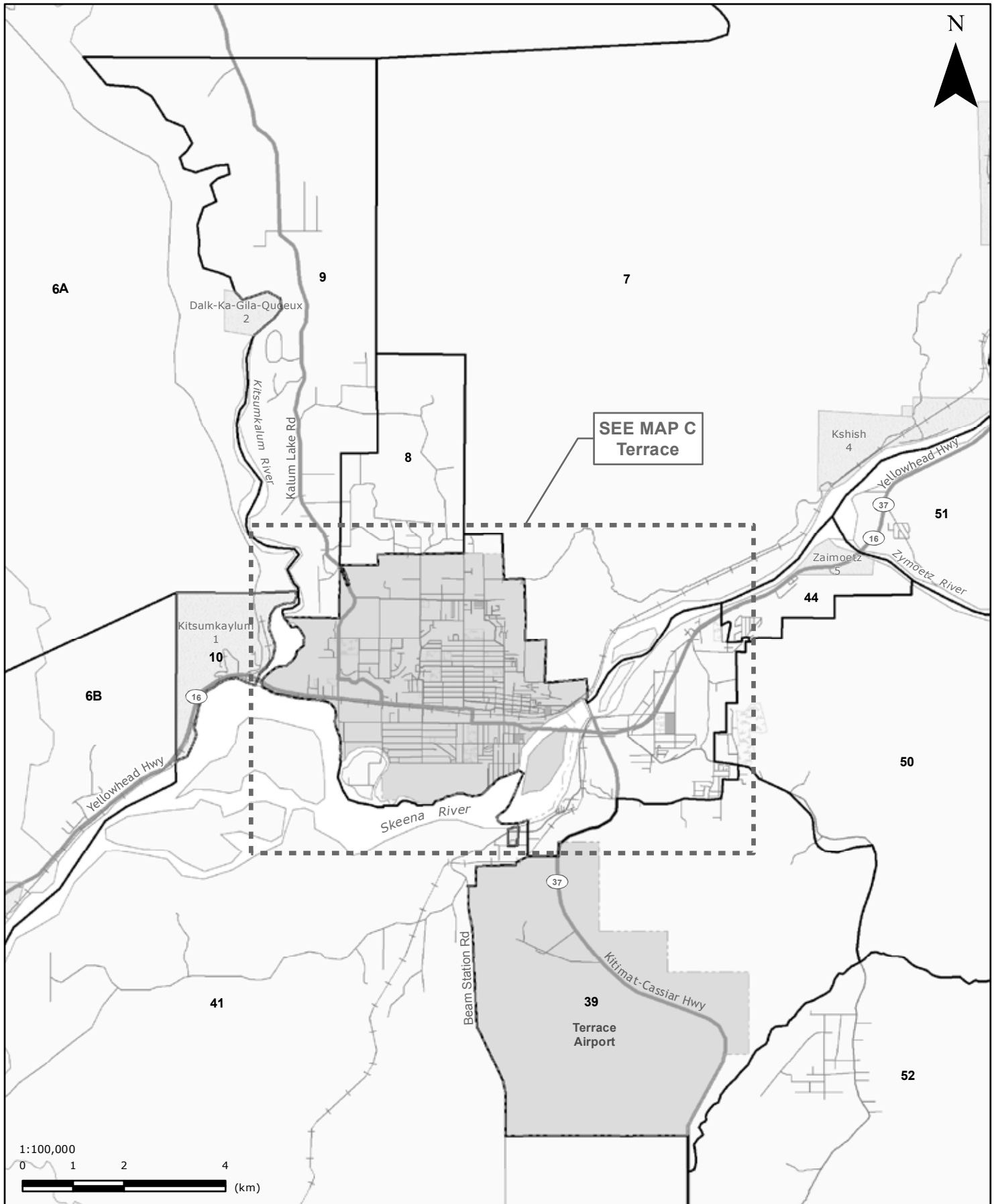
Registered voters **41,547**

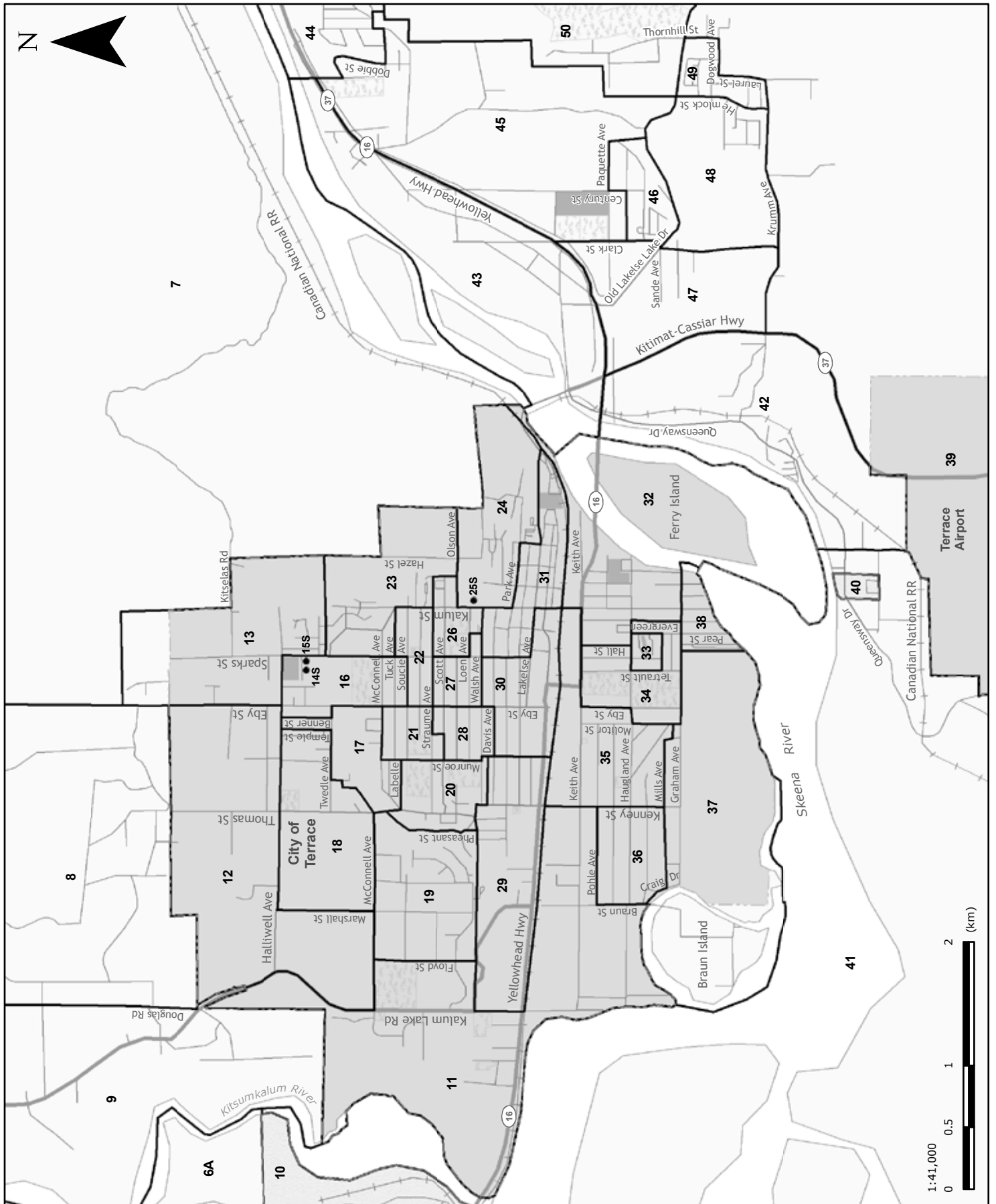
Candidate elected: **Greg Kylo (LIB)**

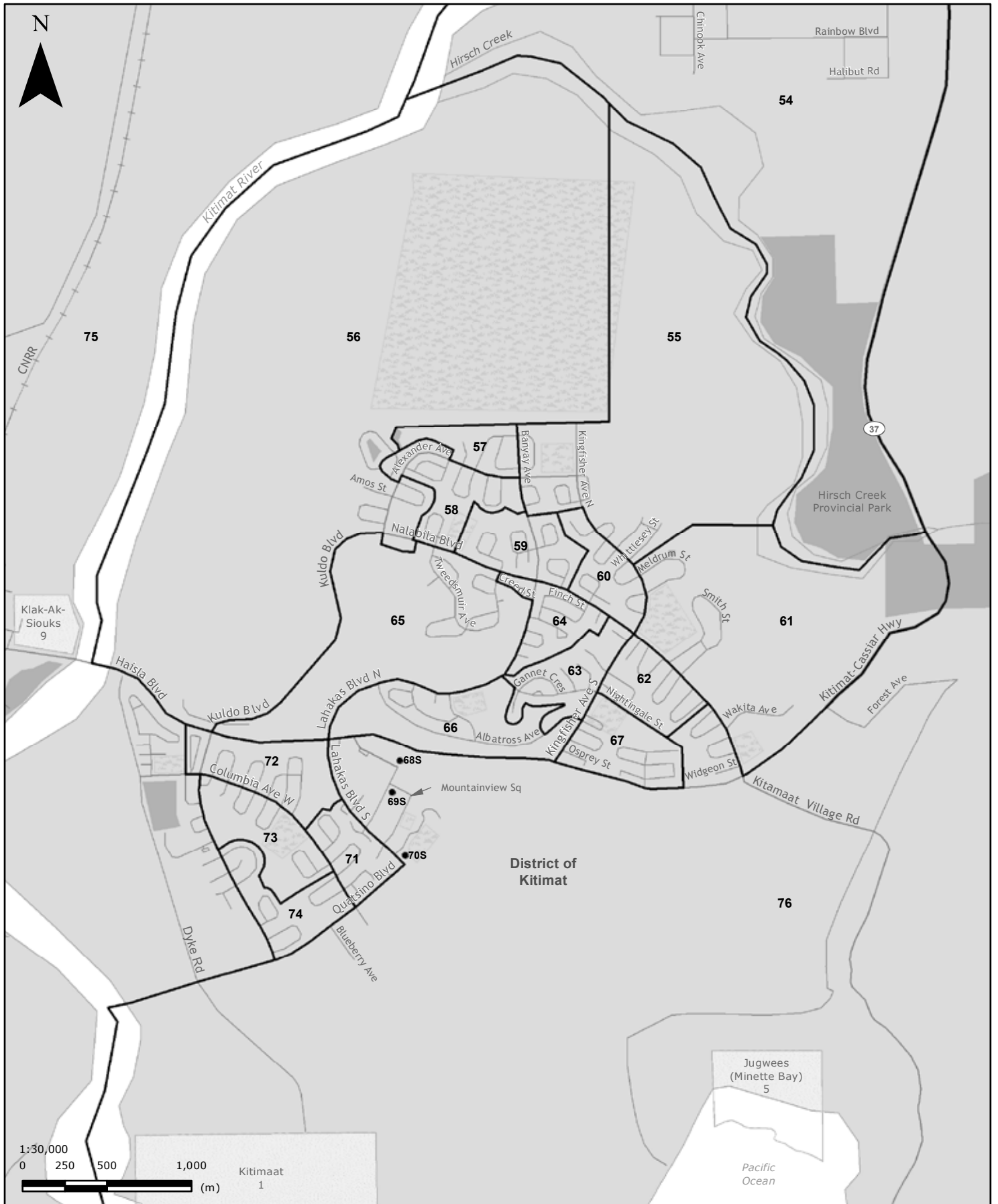
-
- *1 Voting areas 22 and 24 combined
 - *2 Voting areas 61S, 62S, 64S, 78S, 113S, 135S, 151S, 152S, 153S, 154S and 155S combined
 - *3 Voting areas 46S, 71S, 72S, 88 and 94S combined
 - *4 Voting areas 126A and 126B combined



Skeena (SKE)
MAP B - Terrace and Area







	Robin Austin	Mike Brousseau	Trevor Hendry	Carol Joan Leclerc	Total valid votes	Rejected ballots	Registered voters
	NDP	CP	BCP	LIB			
Advance voting							
Terrace Elks Hall	764	117	22	771	1,674	4	
New Aiyansh Arts & Cultural Centre	72	0	3	6	81	0	
Skeena District Electoral Office	339	50	16	275	680	2	
General voting							
Voting area							
1	109	0	8	11	128	0	236
2	113	2	2	13	130	0	334
3	60	0	4	8	72	0	129
4	77	0	3	6	86	0	295
5	75	3	0	4	82	0	210
6A	32	4	0	14	50	0	80
6B	12	2	0	16	30	0	102
7	106	12	4	31	153	2	275
8	37	10	3	37	87	0	193
9	25	14	6	59	104	0	292
10	107	4	0	11	122	0	203
11	57	7	2	70	136	1	335
12	47	9	1	82	139	1	339
13	55	9	2	65	131	2	368
14S *1	21	4	6	13	44	1	23
15S *1	-	-	-	-	-	-	52
16	48	8	5	88	149	0	308
17	32	11	2	72	117	2	327
18	65	10	2	88	165	0	354
19	67	13	1	109	190	0	364
20	45	13	4	76	138	0	326
21	48	12	1	99	160	0	313
22	43	9	1	80	133	0	319
23	29	6	1	64	100	1	330
24	58	12	2	70	142	0	348
25S *1	-	-	-	-	-	-	32
26	53	9	2	42	106	1	378
27	52	8	3	50	113	0	337
28	52	10	4	76	142	0	297
29	51	11	0	45	107	0	360
30	65	4	1	41	111	0	336
31	45	5	2	31	83	1	273
32	47	9	2	46	104	2	340
33	30	6	0	32	68	0	301
34	54	13	0	48	115	1	374
35	54	6	4	51	115	2	317
36	54	11	0	51	116	1	283
37	46	8	4	55	113	0	308
38	58	9	1	40	108	1	305
39	29	12	3	45	89	0	182

Skeena (SKE)
Voting results by voting area

Statement of Votes
 40th Provincial General Election
 May 14, 2013

	Robin Austin	Mike Brousseau	Trevor Hendry	Carol Joan Leclerc	Total valid votes	Rejected ballots	Registered voters
Voting area (continued)	NDP	CP	BCP	LIB			
40	24	0	0	6	30	0	66
41	58	12	4	78	152	0	355
42	40	21	9	42	112	1	283
43	48	6	6	39	99	0	264
44	67	9	3	47	126	1	299
45	49	7	6	60	122	2	300
46	47	7	7	54	115	0	293
47	30	12	2	44	88	0	248
48	42	15	6	76	139	0	292
49	64	8	6	75	153	0	329
50	26	7	4	45	82	1	169
51	47	6	0	67	120	1	278
52	65	10	7	74	156	0	300
53	35	8	2	58	103	1	218
54	46	6	6	62	120	1	289
55	74	9	2	59	144	0	321
56	45	6	2	51	104	0	263
57	22	9	4	33	68	0	209
58	69	3	0	56	128	0	366
59	56	14	4	71	145	0	328
60	53	8	4	57	122	0	309
61	57	5	0	88	150	0	334
62	56	6	4	40	106	3	322
63	50	11	7	40	108	1	337
64	47	5	3	34	89	0	268
65	64	6	2	66	138	0	356
66	56	6	3	42	107	1	328
67	65	10	5	58	138	2	319
68S *2	-	-	-	-	-	-	11
69S *2	-	-	-	-	-	-	18
70S *2	15	3	1	11	30	0	23
71	43	3	2	41	89	1	316
72	61	4	3	56	124	0	293
73	55	7	4	40	106	0	273
74	54	7	4	49	114	3	330
75	58	8	3	50	119	1	283
76	65	6	2	50	123	0	329
77	126	3	0	29	158	0	367
Sub totals	5,112	735	254	4,739	10,840	45	21,164
s. 98 Special	23	4	1	21	49	2	
s. 99 Absentee - in ED	282	50	7	195	534	6	
s. 100 Absentee - out of ED	62	5	1	37	105	5	
s. 101 Absentee - advance	23	1	0	18	42	0	
s. 104 Voting in DEO office	71	2	0	62	135	6	
s. 106 Voting by mail	36	0	0	15	51	1	
Grand totals	5,609	797	263	5,087	11,756	65	21,164
% of valid votes	47.71%	6.78%	2.24%	43.27%			

Summary

Valid votes - General and advance	10,840	92.21%	Total valid votes
s. 98 Special	49	0.42%	Total valid votes
s. 99 Absentee - in ED	534	4.54%	Total valid votes
s. 100 Absentee - out of ED	105	0.89%	Total valid votes
s. 101 Absentee - advance	42	0.36%	Total valid votes
s. 104 Voting in DEO office	135	1.15%	Total valid votes
s. 106 Voting by mail	51	0.43%	Total valid votes

Total valid votes **11,756**

Rejected ballots	65	0.55%	Ballots cast
Registered voters who voted	11,821	55.85%	Registered voters

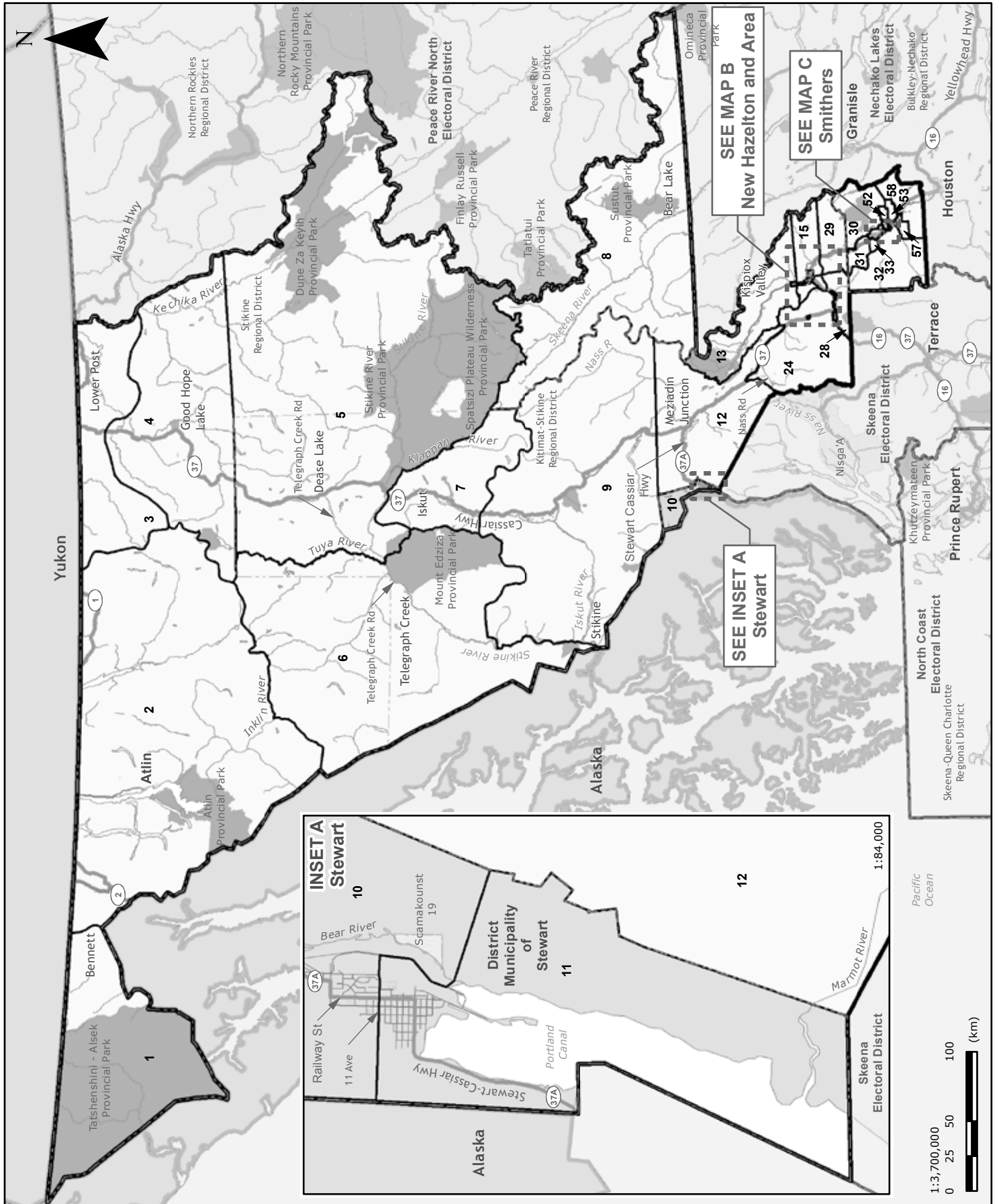
Registered voters **21,164**

Candidate elected: **Robin Austin (NDP)**

*1 Voting areas 14S, 15S and 25S combined

*2 Voting areas 68S, 69S and 70S combined

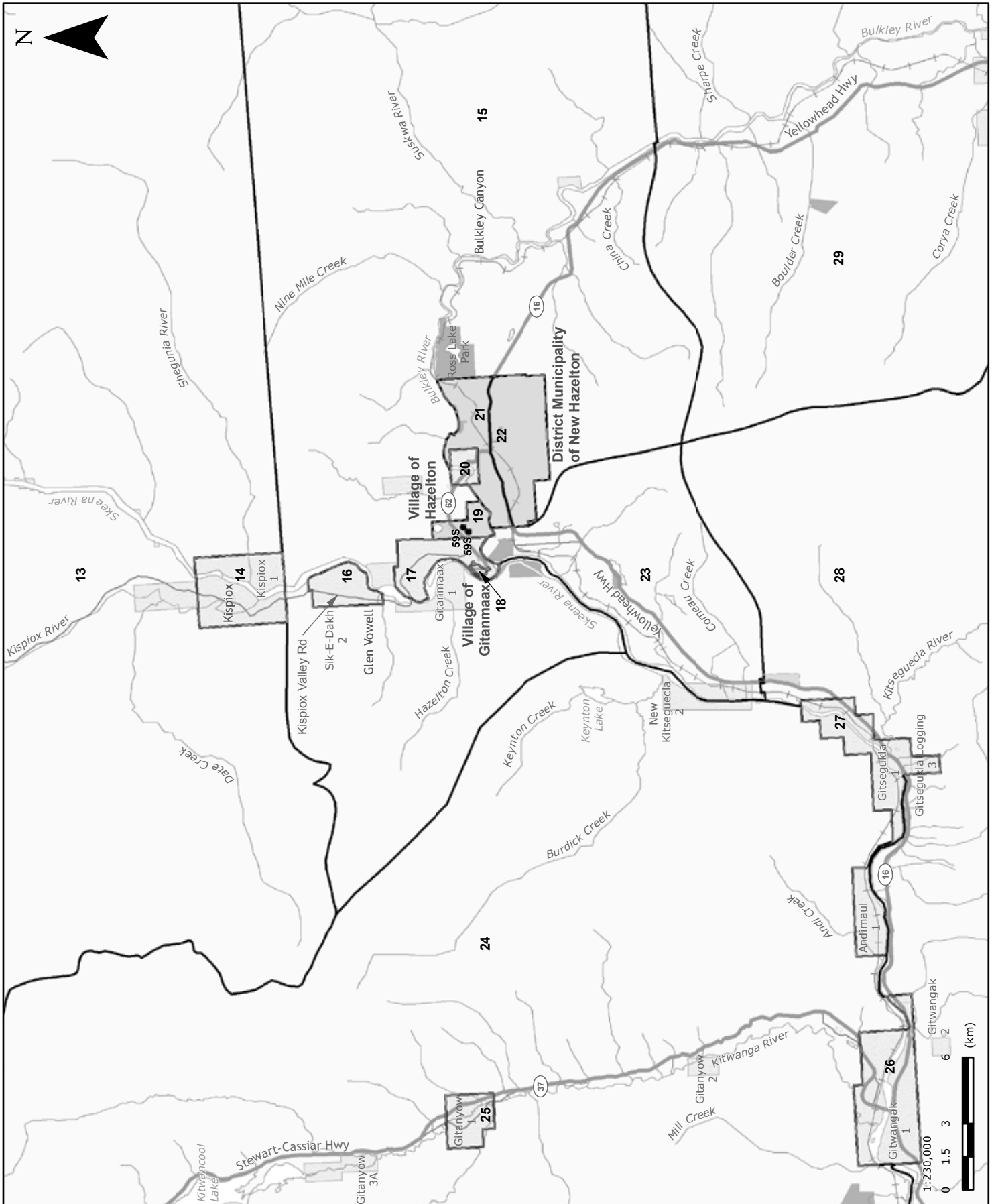
Stikine (SKN)
MAP A - Stikine Electoral District



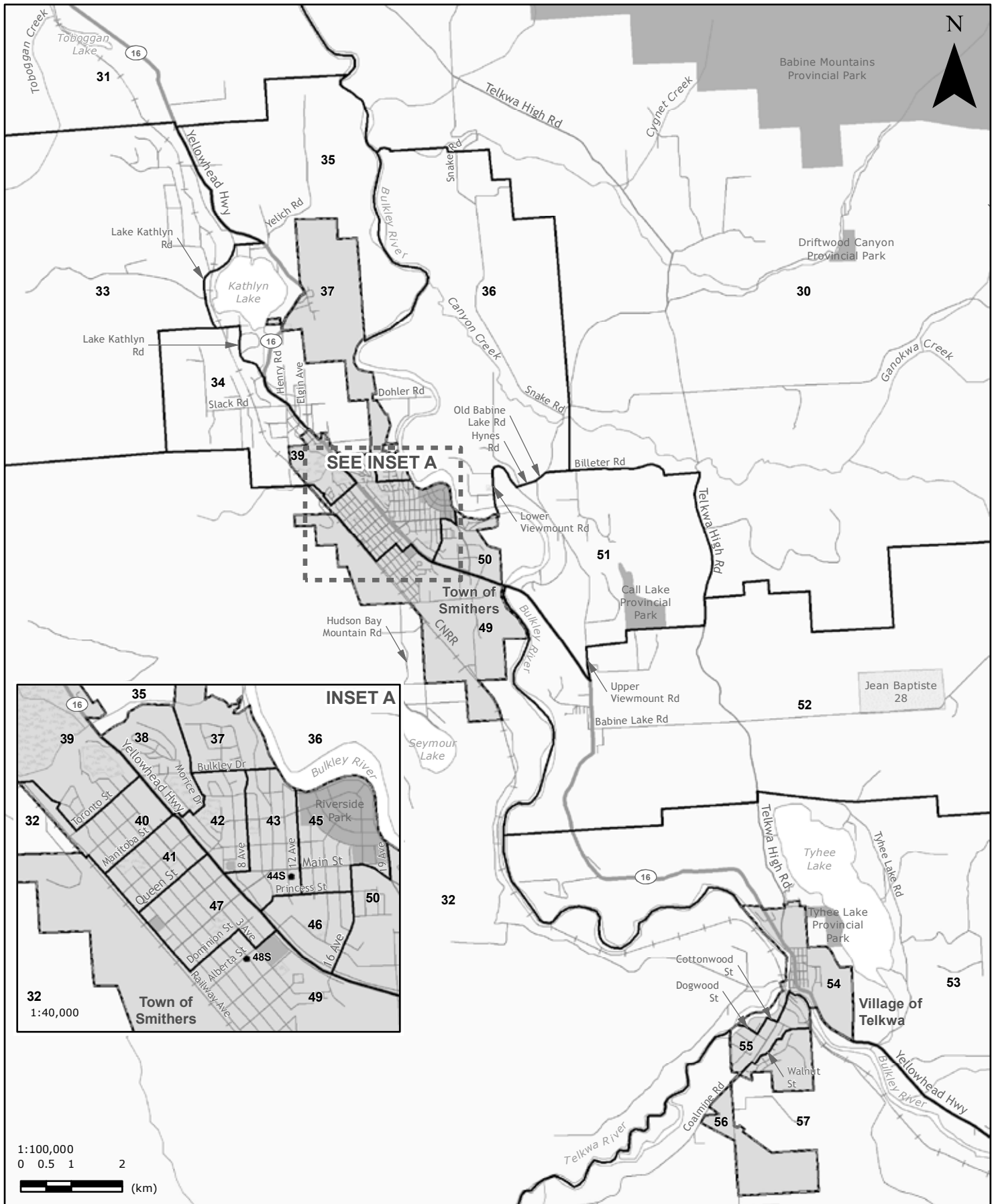
SEE MAP B
 New Hazelton and Area

SEE MAP C
 Smithers

SEE INSET A
 Stewart



Stikine (SKN)
MAP C - Smithers



	Roger Benham	Jonathan Dieleman	Doug Donaldson	Sharon Hartwell	Jesse O'Leary	Rod Taylor	Total valid votes	Rejected ballots	Registered voters
	GP	CP	NDP	LIB	IND	CHP			
Advance voting									
New Hazelton Meeting Centre	7	7	215	64	1	7	301	1	
Smithers Curling Club	42	74	576	574	5	59	1,330	1	
General voting									
Voting area									
1 *4	-	-	-	-	-	-	-	-	6
2	11	25	34	61	3	2	136	1	336
3 *1	-	-	-	-	-	-	-	-	45
4 *1	0	1	22	10	0	2	35	1	40
5	7	7	35	54	0	5	108	0	308
6	3	0	78	8	0	1	90	0	179
7	0	0	20	12	0	3	35	0	93
8 *4	-	-	-	-	-	-	-	-	3
9 *2	-	-	-	-	-	-	-	-	0
10	2	5	6	59	0	0	72	0	191
11 *2	1	1	7	56	0	2	67	0	217
12 *2	-	-	-	-	-	-	-	-	8
13	3	7	68	14	3	0	95	0	151
14	9	1	190	7	1	5	213	1	390
15	3	3	66	24	3	9	108	2	309
16	0	0	71	2	1	1	75	2	138
17	3	0	203	8	1	2	217	0	392
18	6	0	47	7	0	0	60	0	116
19	2	0	24	5	0	0	31	0	77
20	2	1	52	1	0	0	56	0	117
21	2	4	32	19	0	0	57	0	161
22	1	4	47	34	0	2	88	1	239
23	10	6	53	26	3	7	105	0	333
24 *3	15	6	42	49	5	0	117	0	175
25	1	2	74	12	0	2	91	0	185
26	1	0	146	5	0	0	152	0	286
27	3	0	142	6	0	0	151	0	271
28 *3	-	-	-	-	-	-	-	-	28
29	7	2	187	7	0	17	220	2	381
30	10	21	59	57	0	17	164	0	316
31	5	12	33	50	0	11	111	0	253
32 *4	2	10	58	68	1	11	150	0	355
33	4	9	40	97	1	16	167	0	319
34	4	4	35	66	1	4	114	0	274
35	2	11	33	94	0	8	148	0	303
36	7	21	41	77	1	30	177	0	331
37	2	7	43	73	2	4	131	2	282
38	4	5	31	50	1	11	102	1	274
39	4	6	32	86	1	15	144	0	358
40	4	14	52	70	1	16	157	0	373

Stikine (SKN)
Voting results by voting area

Statement of Votes
 40th Provincial General Election
 May 14, 2013

	Roger Benham	Jonathan Dieleman	Doug Donaldson	Sharon Hartwell	Jesse O'Leary	Rod Taylor	Total valid votes	Rejected ballots	Registered voters
Voting area (continued)	GP	CP	NDP	LIB	IND	CHP			
41	7	7	63	62	4	5	148	0	383
42	6	7	36	61	1	14	125	0	344
43	6	7	61	54	1	10	139	2	351
44S *5	-	-	-	-	-	-	-	-	58
45	4	4	57	42	2	9	118	1	302
46	3	13	39	35	0	10	100	0	251
47	5	4	60	33	2	7	111	0	344
48S *5	1	6	24	19	2	5	57	1	13
49	5	9	57	58	1	10	140	1	349
50	5	9	51	56	1	7	129	0	291
51	6	11	42	58	0	17	134	3	294
52	8	10	44	63	1	19	145	0	368
53	8	16	62	83	1	24	194	0	352
54	9	16	76	58	0	10	169	0	348
55	2	18	54	73	0	7	154	0	265
56	6	11	33	56	1	17	124	0	268
57	3	30	29	62	3	21	148	1	269
58	6	39	50	81	0	24	200	3	364
59S *5	-	-	-	-	-	-	-	-	18
Sub totals	279	493	3,732	2,866	55	485	7,910	27	13,845
s. 98 Special	7	7	54	137	2	3	210	1	
s. 99 Absentee - in ED	8	16	131	68	1	18	242	2	
s. 100 Absentee - out of ED	6	4	49	23	1	2	85	1	
s. 101 Absentee - advance	0	3	19	15	0	0	37	2	
s. 104 Voting in DEO office	2	10	82	53	0	6	153	2	
s. 106 Voting by mail	1	0	14	10	0	0	25	0	
Grand totals	303	533	4,081	3,172	59	514	8,662	35	13,845
% of valid votes	3.50%	6.15%	47.11%	36.63%	0.68%	5.93%			

Summary

Valid votes - General and advance	7,910	91.32%	Total valid votes
s. 98 Special	210	2.42%	Total valid votes
s. 99 Absentee - in ED	242	2.79%	Total valid votes
s. 100 Absentee - out of ED	85	0.98%	Total valid votes
s. 101 Absentee - advance	37	0.43%	Total valid votes
s. 104 Voting in DEO office	153	1.77%	Total valid votes
s. 106 Voting by mail	25	0.29%	Total valid votes

Total valid votes **8,662**

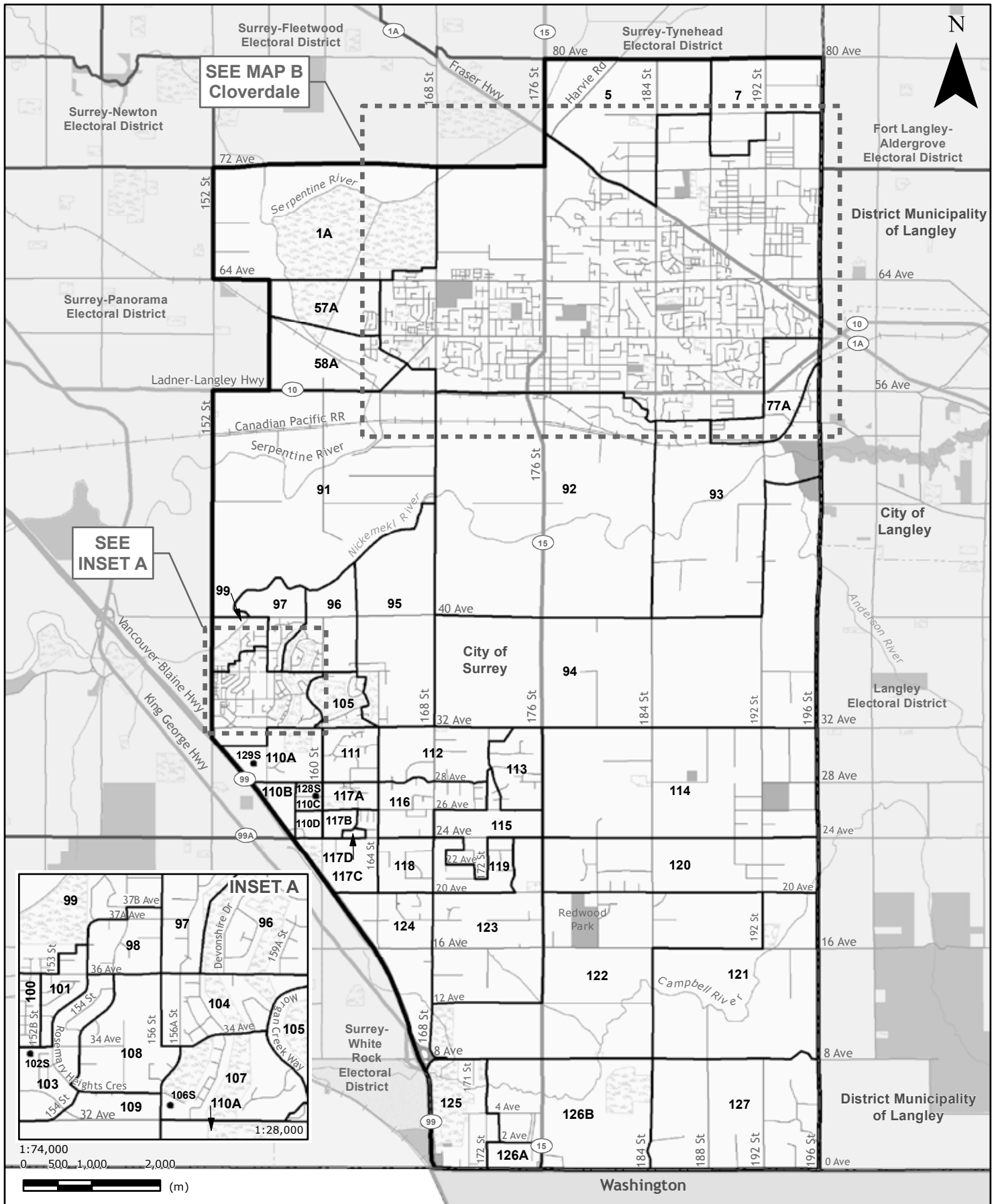
Rejected ballots	35	0.40%	Ballots cast
Registered voters who voted	8,697	62.82%	Registered voters

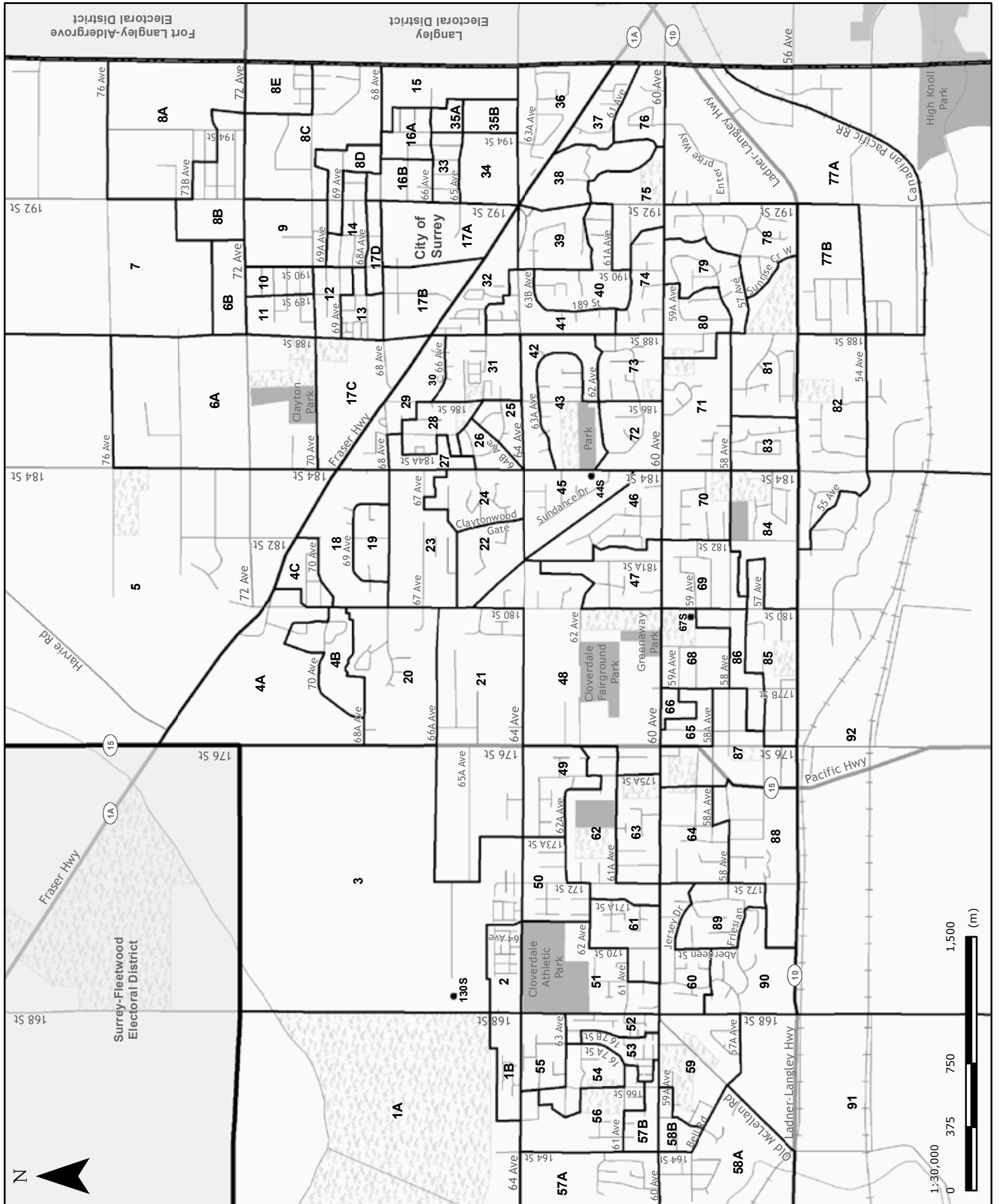
Registered voters **13,845**

Candidate elected: **Doug Donaldson (NDP)**

- *1 Voting areas 3 and 4 combined
- *2 Voting areas 9, 11 and 12 combined
- *3 Voting areas 24 and 28 combined
- *4 Voting areas 1, 8 and 32 combined
- *5 Voting areas 44S, 48S and 59S combined

Surrey-Cloverdale (SRC)
MAP A - Surrey-Cloverdale Electoral District





Surrey-Cloverdale (SRC)
Voting results by voting area

Statement of Votes
 40th Provincial General Election
 May 14, 2013

	Matt William Begley	Stephanie Cadieux	Harry Kooner	Howard Wu	Total valid votes	Rejected ballots	Registered voters
		LIB	NDP	CP			
Advance voting							
Clayton Community Hall	27	895	548	116	1,586	8	
Cloverdale Fairgrounds - Shannon Hall	64	1,232	931	146	2,373	5	
Morgan Elementary School	33	1,190	307	99	1,629	4	
General voting							
Voting area							
1A	3	42	24	2	71	0	171
1B	0	109	25	6	140	0	394
2	2	49	52	7	110	0	449
3	0	109	48	3	160	0	378
4A	5	138	80	23	246	0	549
4B	1	107	30	20	158	0	352
4C	6	83	42	11	142	0	408
5	38	75	8	4	125	1	343
6A	2	57	16	2	77	0	362
6B	6	59	49	9	123	1	348
7	7	90	36	11	144	0	333
8A	7	79	44	7	137	0	407
8B	11	104	56	15	186	1	524
8C	5	107	66	15	193	1	549
8D	7	100	49	25	181	0	463
8E	3	60	52	14	129	1	490
9	9	14	61	91	175	2	430
10	5	70	33	1	109	0	280
11	5	83	45	17	150	0	334
12	2	72	44	7	125	1	354
13	7	78	46	12	143	0	328
14	1	72	54	13	140	0	377
15	3	69	61	11	144	0	412
16A	6	75	37	13	131	0	381
16B	5	92	52	9	158	1	416
17A	9	92	61	16	178	0	545
17B	6	69	54	13	142	0	335
17C	5	72	50	12	139	0	380
17D	2	28	27	6	63	0	240
18	4	111	50	12	177	0	391
19	2	107	67	10	186	1	350
20	2	118	50	7	177	0	349
21	2	75	44	13	134	1	357
22	2	58	32	7	99	1	221
23	6	131	49	18	204	1	412
24	8	106	59	8	181	0	426
25	4	65	39	10	118	1	235
26	5	109	63	15	192	0	356
27	2	68	59	11	140	0	322
28	2	78	57	26	163	0	346

Voting area (continued)	Matt William Begley	Stephanie Cadieux	Harry Kooner	Howard Wu	Total valid votes	Rejected ballots	Registered voters
		LIB	NDP	CP			
29	5	82	77	6	170	0	317
30	0	56	41	12	109	0	314
31	4	128	67	20	219	1	421
32	9	79	54	13	155	0	366
33	7	68	52	11	138	0	381
34	6	75	38	8	127	0	395
35A	7	46	27	7	87	1	233
35B	8	62	43	13	126	0	365
36	6	89	32	21	148	1	403
37	11	56	41	17	125	1	446
38	8	55	58	16	137	0	338
39	4	95	50	10	159	0	360
40	8	111	37	15	171	2	326
41	5	102	55	7	169	0	354
42	4	101	51	12	168	2	355
43	1	116	42	8	167	0	305
44S *2	-	-	-	-	-	-	2
45	4	70	54	10	138	0	340
46	7	79	43	5	134	0	342
47	1	104	67	14	186	1	369
48	3	70	42	4	119	0	339
49	3	50	61	8	122	0	355
50	5	86	53	12	156	0	407
51	5	102	30	8	145	0	349
52	1	93	66	16	176	1	406
53	3	110	38	9	160	0	340
54	3	146	44	17	210	0	372
55	2	79	70	10	161	0	437
56	4	113	85	9	211	0	403
57A	5	122	43	14	184	1	360
57B	2	69	39	11	121	0	275
58A	3	124	34	6	167	1	353
58B	4	74	20	15	113	0	260
59	6	115	45	7	173	0	420
60	3	94	67	13	177	3	406
61	3	104	68	6	181	1	399
62	6	86	51	5	148	2	386
63	8	75	33	7	123	0	296
64	11	84	51	18	164	0	332
65	2	22	38	7	69	0	292
66	8	40	21	3	72	0	266
67S	2	20	9	6	37	1	71
68	9	65	37	13	124	3	330
69	5	112	41	8	166	2	370
70	15	91	54	12	172	0	349
71	5	87	42	12	146	0	344
72	3	82	64	4	153	1	306
73	4	91	48	8	151	0	317
74	4	86	57	6	153	1	356
75	11	106	70	27	214	0	345

Surrey-Cloverdale (SRC)
Voting results by voting area

Statement of Votes
 40th Provincial General Election
 May 14, 2013

Voting area (continued)	Matt William Begley	Stephanie Cadieux	Harry Kooner	Howard Wu	Total valid votes	Rejected ballots	Registered voters
	LIB	NDP	CP				
76	17	93	42	11	163	0	334
77A	3	49	46	8	106	0	283
77B	2	79	57	8	146	0	403
78	8	108	40	13	169	0	360
79	4	113	47	6	170	0	365
80	5	83	46	7	141	0	304
81	7	89	47	18	161	2	354
82	8	94	51	2	155	0	352
83	0	108	64	13	185	0	351
84	5	68	47	17	137	4	301
85	5	51	35	4	95	0	326
86	7	53	38	10	108	1	424
87	5	64	39	9	117	0	378
88	2	48	37	15	102	0	354
89	3	98	42	10	153	0	352
90	6	97	43	7	153	1	336
91	4	61	59	12	136	3	390
92	3	73	29	9	114	0	281
93	6	110	40	10	166	1	368
94	5	49	29	8	91	0	298
95	1	115	22	10	148	0	342
96	4	118	11	1	134	0	347
97	2	111	18	5	136	0	340
98	1	111	30	6	148	0	334
99	3	105	16	6	130	3	335
100	9	63	31	4	107	3	311
101	2	113	37	8	160	1	345
102S *1	0	43	6	9	58	1	113
103	4	128	32	3	167	1	410
104	1	124	19	5	149	0	340
105	3	102	4	1	110	1	281
106S *2	7	11	10	4	32	1	81
107	5	124	14	4	147	0	322
108	2	113	26	9	150	1	366
109	4	168	29	12	213	0	473
110A	13	118	44	12	187	0	528
110B	3	96	48	10	157	1	403
110C	5	87	36	4	132	0	419
110D	2	55	40	5	102	0	467
111	2	148	22	6	178	2	478
112	6	59	40	5	110	0	255
113	7	122	43	13	185	0	334
114	6	67	24	16	113	0	303
115	3	84	27	2	116	1	259
116	6	116	34	10	166	0	312
117A	3	135	37	8	183	0	439
117B	2	121	28	9	160	0	445
117C	1	109	41	7	158	1	360
117D	3	86	22	3	114	1	335
118	0	43	19	9	71	0	172

Voting area (continued)	Matt William Begley	Stephanie Cadieux	Harry Kooner	Howard Wu	Total valid votes	Rejected ballots	Registered voters
		LIB	NDP	CP			
119	3	78	19	5	105	0	248
120	5	103	43	10	161	2	325
121	6	63	20	10	99	0	308
122	5	91	49	8	153	0	323
123	6	72	34	8	120	0	315
124	9	69	27	12	117	0	279
125	6	129	64	14	213	1	474
126A	2	159	64	14	239	0	497
126B	7	185	50	11	253	1	490
127	5	103	31	7	146	0	245
128S	5	34	5	5	49	0	70
129S *2	-	-	-	-	-	-	9
130S *1	-	-	-	-	-	-	1
Sub totals	858	16,438	8,101	1,926	27,323	91	52,817
s. 98 Special	8	111	111	19	249	12	
s. 99 Absentee - in ED	57	746	80	504	1,387	14	
s. 100 Absentee - out of ED	21	370	290	51	732	63	
s. 101 Absentee - advance	0	74	46	13	133	7	
s. 104 Voting in DEO office	5	267	112	30	414	9	
s. 106 Voting by mail	0	45	37	2	84	6	
Grand totals	949	18,051	8,777	2,545	30,322	202	52,817
% of valid votes	3.13%	59.53%	28.95%	8.39%			

Summary

Valid votes - General and advance	27,323	90.11%	Total valid votes
s. 98 Special	249	0.82%	Total valid votes
s. 99 Absentee - in ED	1,387	4.57%	Total valid votes
s. 100 Absentee - out of ED	732	2.41%	Total valid votes
s. 101 Absentee - advance	133	0.44%	Total valid votes
s. 104 Voting in DEO office	414	1.37%	Total valid votes
s. 106 Voting by mail	84	0.28%	Total valid votes

Total valid votes **30,322**

Rejected ballots	202	0.66%	Ballots cast
Registered voters who voted	30,524	57.79%	Registered voters

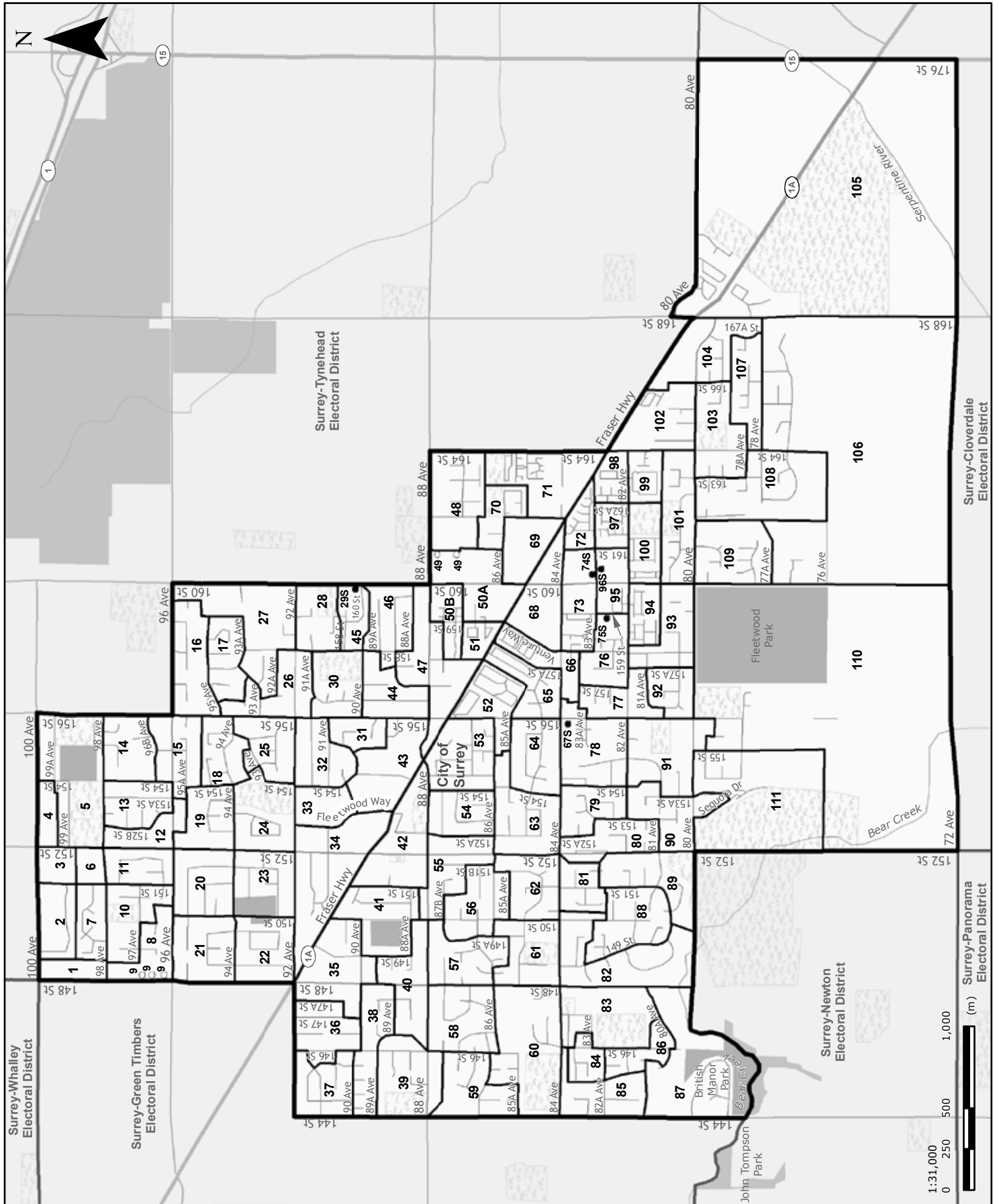
Registered voters **52,817**

Candidate elected: **Stephanie Cadieux (LIB)**

*1 Voting areas 102S and 130S combined

*2 Voting areas 44S, 106S and 129S combined

Surrey-Fleetwood (SRF)
MAP A - Surrey-Fleetwood Electoral District



	Tim Binnema	Jagrup Brar	Peter Fassbender	Murali Krishnan	Arvin Kumar (AK)	Total valid votes	Rejected ballots	Registered voters
	GP	NDP	LIB	CP	BCV			
Advance voting								
Eaglequest Golf at Coyote Creek	65	879	723	42	11	1,720	9	
Oasis at Elim	88	809	969	91	0	1,957	4	
General voting								
Voting area								
1	6	51	78	6	0	141	1	290
2	12	44	51	7	1	115	1	321
3	6	44	43	6	0	99	1	334
4	11	34	25	5	1	76	0	267
5	6	39	48	11	0	104	1	299
6	10	26	34	2	0	72	0	181
7	10	87	70	8	3	178	0	348
8	17	69	69	9	0	164	0	300
9	6	38	45	4	0	93	1	274
10	8	46	54	4	0	112	0	203
11	8	67	66	3	0	144	1	287
12	4	35	45	1	0	85	1	240
13	8	60	46	3	0	117	0	302
14	12	70	67	8	5	162	1	350
15	4	51	63	6	1	125	0	351
16	5	46	52	3	0	106	1	321
17	8	44	67	12	0	131	0	305
18	12	48	93	19	0	172	0	283
19	6	87	48	10	0	151	1	294
20	9	82	38	3	0	132	0	391
21	7	68	80	2	0	157	0	342
22	18	39	49	6	1	113	0	320
23	10	52	53	10	0	125	1	301
24	10	57	48	4	0	119	2	292
25	12	57	69	4	0	142	0	322
26	10	65	44	8	0	127	2	367
27	9	57	54	4	0	124	1	364
28	15	68	40	11	0	134	0	269
29S *1	7	22	38	17	1	85	1	83
30	11	26	34	3	0	74	0	186
31	12	44	51	4	0	111	0	305
32	10	45	57	4	0	116	0	323
33	9	45	50	9	0	113	2	304
34	9	60	50	3	0	122	0	362
35	7	80	49	3	1	140	0	418
36	6	66	52	0	0	124	0	308
37	5	89	81	4	0	179	1	342
38	8	80	76	5	0	169	0	406
39	12	115	53	5	0	185	0	383
40	10	77	46	3	0	136	1	356

Surrey-Fleetwood (SRF)
Voting results by voting area

Statement of Votes
 40th Provincial General Election
 May 14, 2013

Voting area (continued)	Tim Binnema	Jagrup Brar	Peter Fassbender	Murali Krishnan	Arvin Kumar (AK)	Total valid votes	Rejected ballots	Registered voters
	GP	NDP	LIB	CP	BCV			
41	7	64	39	7	0	117	0	364
42	6	37	11	3	0	57	1	287
43	11	61	57	3	0	132	1	329
44 *2	13	67	85	5	0	170	0	304
45 *2	-	-	-	-	-	-	-	397
46	7	36	43	7	0	93	0	345
47	5	49	61	5	0	120	0	413
48	16	92	102	12	0	222	0	390
49	10	42	54	6	2	114	0	338
50A	7	46	53	17	0	123	2	308
50B	6	39	41	5	0	91	1	337
51	3	50	46	4	0	103	0	337
52	11	31	39	6	0	87	0	311
53	5	35	57	5	0	102	0	358
54	1	30	38	2	0	71	0	260
55	7	47	32	6	1	93	0	343
56	12	38	52	9	3	114	0	321
57	2	68	36	4	0	110	1	356
58	16	73	87	6	1	183	2	384
59	15	92	73	6	1	187	0	380
60	4	94	66	5	0	169	2	380
61	6	102	36	1	0	145	0	318
62	5	65	73	6	0	149	4	350
63	8	50	64	4	0	126	0	336
64	9	41	55	4	0	109	0	335
65	10	33	42	7	0	92	0	283
66	4	32	45	1	0	82	0	381
67S *1	-	-	-	-	-	-	-	47
68	3	31	35	5	0	74	0	309
69	9	40	56	2	0	107	1	233
70	5	54	78	6	0	143	2	284
71	12	62	104	10	0	188	1	420
72	16	57	86	3	0	162	6	420
73	12	31	53	9	0	105	0	269
74S	1	11	16	4	1	33	2	68
75S	9	35	16	12	2	74	5	136
76	1	57	58	1	0	117	0	309
77	4	63	42	2	0	111	0	304
78	5	83	38	3	0	129	1	368
79	3	78	55	3	1	140	0	357
80	2	71	61	6	0	140	0	398
81	7	56	34	6	0	103	0	318
82	6	60	60	3	0	129	1	362
83	4	80	65	2	2	153	0	323
84	2	74	49	0	0	125	0	271
85	2	57	43	1	2	105	0	281
86	5	123	60	4	0	192	0	399
87	5	78	81	2	3	169	3	368
88	11	49	74	4	0	138	0	399
89	2	54	67	4	3	130	0	358

	Tim Binnema	Jagrup Brar	Peter Fassbender	Murali Krishnan	Arvin Kumar (AK)	Total valid votes	Rejected ballots	Registered voters
Voting area (continued)	GP	NDP	LIB	CP	BCV			
90	3	44	81	7	2	137	0	366
91	4	63	102	5	2	176	2	339
92	7	79	47	8	0	141	1	297
93	6	88	76	1	0	171	2	372
94	2	38	79	6	0	125	1	342
95	6	51	63	13	0	133	1	337
96S	6	31	47	8	0	92	0	133
97	8	41	58	1	0	108	0	229
98	7	34	55	8	0	104	0	267
99	11	33	61	4	0	109	0	272
100	8	47	64	1	0	120	0	257
101	7	96	82	4	0	189	0	409
102	9	45	78	10	0	142	0	303
103	7	46	77	4	0	134	0	252
104	16	64	47	6	0	133	0	269
105	18	88	135	13	1	255	1	618
106	7	42	141	5	0	195	0	376
107	14	56	70	5	0	145	0	282
108	14	60	115	5	0	194	0	379
109	9	61	101	9	0	180	0	390
110	7	74	61	1	0	143	1	306
111	6	68	75	4	0	153	0	357
Sub totals	1,032	7,935	8,201	738	52	17,958	79	35,692
s. 98 Special	3	74	40	3	0	120	2	
s. 99 Absentee - in ED	44	322	298	24	4	692	23	
s. 100 Absentee - out of ED	38	154	117	11	3	323	25	
s. 101 Absentee - advance	10	76	71	9	0	166	1	
s. 104 Voting in DEO office	17	188	227	13	0	445	4	
s. 106 Voting by mail	3	25	20	3	0	51	0	
Grand totals	1,147	8,774	8,974	801	59	19,755	134	35,692
% of valid votes	5.81%	44.41%	45.43%	4.05%	0.30%			

Surrey-Fleetwood (SRF)
Voting results by voting area

Summary

Valid votes - General and advance	17,958	90.90%	Total valid votes
s. 98 Special	120	0.61%	Total valid votes
s. 99 Absentee - in ED	692	3.50%	Total valid votes
s. 100 Absentee - out of ED	323	1.64%	Total valid votes
s. 101 Absentee - advance	166	0.84%	Total valid votes
s. 104 Voting in DEO office	445	2.25%	Total valid votes
s. 106 Voting by mail	51	0.26%	Total valid votes

Total valid votes **19,755**

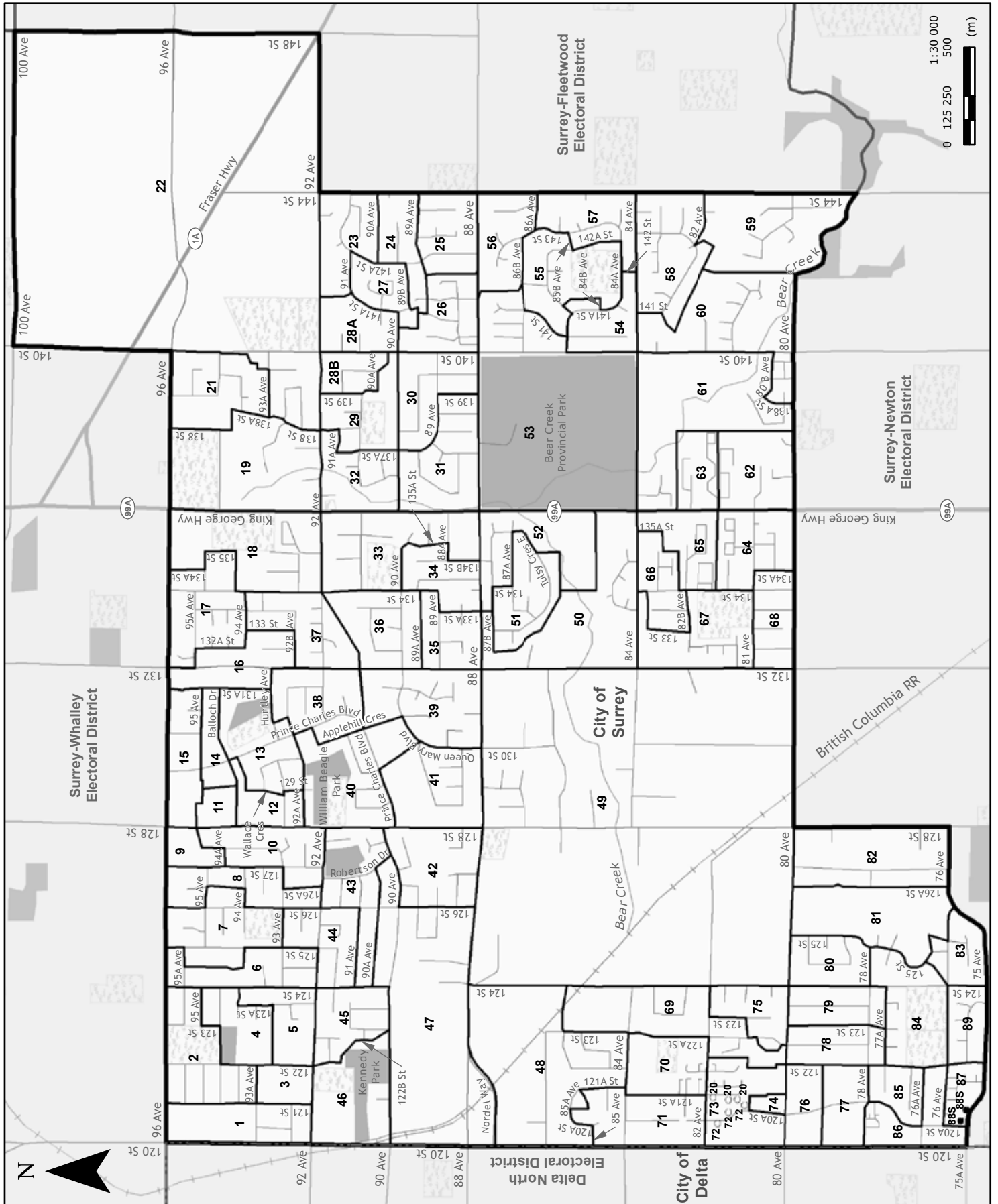
Rejected ballots	134	0.67%	Ballots cast
Registered voters who voted	19,889	55.72%	Registered voters

Registered voters **35,692**

Candidate elected: **Peter Fassbender (LIB)**

*1 Voting areas 29S and 67S combined

*2 Voting areas 44 and 45 combined



Surrey-Green Timbers (SRG)
Voting results by voting area

Statement of Votes
 40th Provincial General Election
 May 14, 2013

	Sue Hammell NDP	Harjit Singh Heir BCV	Richard Hosein GP	Lisa Maharaj CP	Amrik Tung LIB	Total valid votes	Rejected ballots	Registered voters
Advance voting								
Surrey Alliance Church	1,527	13	84	73	881	2,578	14	
General voting								
Voting area								
1	89	2	7	9	67	174	2	451
2	118	2	4	3	72	199	2	405
3	75	0	14	8	33	130	2	310
4	89	0	4	2	34	129	0	350
5	87	0	3	1	55	146	1	381
6	108	2	5	0	65	180	2	383
7	146	1	5	1	56	209	2	412
8	110	0	6	2	69	187	3	401
9	48	1	8	4	14	75	0	326
10	75	3	3	2	56	139	2	323
11	33	0	8	5	5	51	1	313
12	58	0	6	3	31	98	1	314
13	96	0	10	2	48	156	1	357
14	73	2	6	6	35	122	0	287
15	66	1	4	0	42	113	0	378
16	78	0	3	4	44	129	3	348
17	63	0	5	4	35	107	2	437
18	76	1	7	6	46	136	0	441
19	37	1	3	5	33	79	0	303
20	36	0	8	9	38	91	0	267
21	64	0	5	2	26	97	0	301
22	88	0	10	4	48	150	2	309
23	60	0	2	1	55	118	0	348
24	74	1	6	1	20	102	0	353
25	68	0	2	4	29	103	0	336
26	81	1	6	1	35	124	2	371
27	99	1	6	3	34	143	1	391
28A	69	0	8	2	31	110	0	255
28B	70	0	2	2	13	87	2	223
29	72	0	2	2	54	130	5	353
30	121	1	6	4	56	188	1	431
31	76	3	6	7	39	131	5	382
32	86	0	1	1	44	132	0	337
33	87	0	5	0	31	123	4	413
34	88	0	5	3	40	136	1	405
35	81	0	3	0	45	129	0	395
36	79	0	4	5	41	129	0	408
37	66	0	10	4	55	135	0	372
38	85	0	1	1	36	123	2	363
39	74	0	5	0	47	126	1	347
40	81	0	8	3	65	157	1	345
41	82	0	10	3	33	128	0	354
42	58	1	8	2	47	116	0	343
43	82	0	3	1	55	141	1	383
44	107	1	7	5	51	171	3	372

Voting area (continued)	Sue Hammell	Harjit Singh Heir	Richard Hosein	Lisa Maharaj	Amrik Tung	Total valid votes	Rejected ballots	Registered voters
	NDP	BCV	GP	CP	LIB			
45	89	0	1	4	66	160	0	429
46	66	0	4	7	39	116	1	343
47	60	0	0	0	34	94	2	366
48	87	1	7	9	84	188	4	337
49	41	0	0	0	38	79	1	265
50	74	0	3	0	30	107	3	367
51	70	1	4	6	63	144	1	370
52	63	1	7	1	34	106	2	404
53	78	1	4	4	48	135	1	332
54	72	1	9	2	64	148	0	315
55	82	0	10	8	70	170	1	324
56	88	1	11	2	57	159	0	345
57	76	1	9	3	64	153	2	341
58	63	0	4	17	75	159	1	380
59	50	0	9	10	60	129	2	351
60	81	0	7	5	42	135	0	358
61	62	0	15	5	40	122	1	346
62	42	0	4	1	29	76	1	309
63	31	0	5	2	27	65	0	253
64	101	2	8	7	44	162	0	399
65	39	0	8	9	36	92	1	220
66	118	5	1	5	64	193	2	374
67	97	0	7	6	48	158	1	340
68	110	0	1	3	54	168	4	342
69	77	1	2	5	50	135	0	324
70	116	2	18	6	57	199	2	399
71	100	1	5	7	55	168	0	384
72	45	0	9	2	28	84	0	245
73	66	1	14	5	46	132	2	352
74	30	0	5	3	25	63	0	227
75	70	2	8	2	37	119	0	343
76	86	0	3	5	53	147	2	385
77	88	0	9	5	54	156	3	364
78	93	3	2	3	60	161	4	361
79	85	0	2	0	55	142	3	348
80	67	2	3	2	51	125	0	307
81	92	1	2	1	46	142	1	355
82	76	4	1	0	83	164	1	394
83	76	6	8	4	59	153	1	341
84	105	2	2	0	60	169	1	329
85	105	4	1	1	50	161	0	359
86	75	0	6	5	40	126	0	382
87	37	2	5	7	44	95	0	306
88S	43	1	3	2	30	79	1	125
89	91	2	0	0	53	146	1	354
Sub totals	8,449	86	580	391	5,035	14,541	122	31,271

Surrey-Green Timbers (SRG)
Voting results by voting area

Statement of Votes
 40th Provincial General Election
 May 14, 2013

	Sue Hammell	Harjit Singh Heir	Richard Hosein	Lisa Maharaj	Amrik Tung	Total valid votes	Rejected ballots	Registered voters
	NDP	BCV	GP	CP	LIB			
s. 98 Special	73	3	5	4	21	106	5	
s. 99 Absentee - in ED	413	8	28	21	261	731	9	
s. 100 Absentee - out of ED	220	2	26	17	137	402	42	
s. 101 Absentee - advance	113	0	7	2	65	187	14	
s. 104 Voting in DEO office	105	2	5	9	57	178	1	
s. 106 Voting by mail	13	0	4	0	5	22	1	
Grand totals	9,386	101	655	444	5,581	16,167	194	31,271
% of valid votes	58.06%	0.62%	4.05%	2.75%	34.52%			

Summary

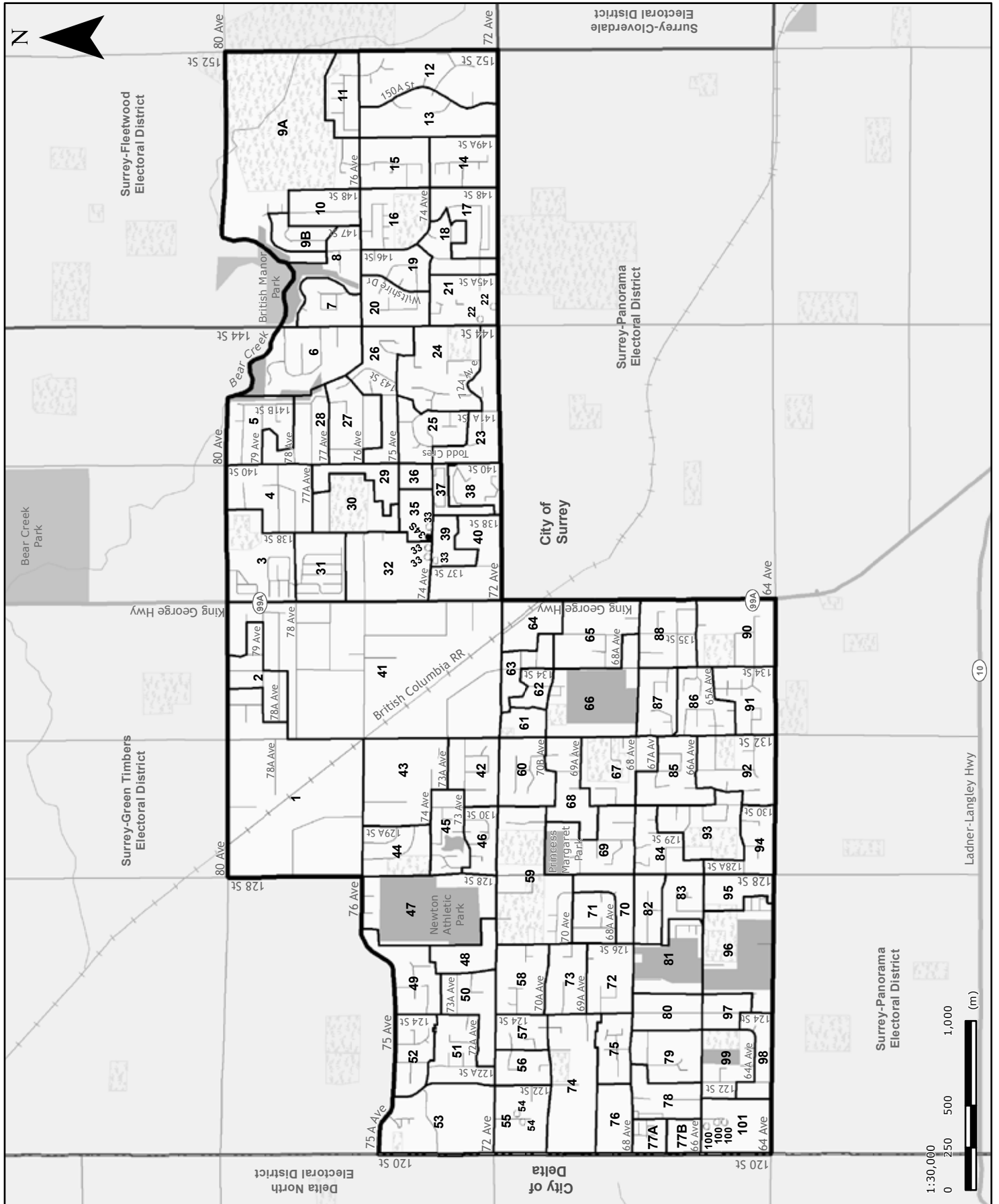
Valid votes - General and advance	14,541	89.94%	Total valid votes
s. 98 Special	106	0.65%	Total valid votes
s. 99 Absentee - in ED	731	4.52%	Total valid votes
s. 100 Absentee - out of ED	402	2.49%	Total valid votes
s. 101 Absentee - advance	187	1.16%	Total valid votes
s. 104 Voting in DEO office	178	1.10%	Total valid votes
s. 106 Voting by mail	22	0.14%	Total valid votes

Total valid votes **16,167**

Rejected ballots 194 1.19% Ballots cast
 Registered voters who voted 16,361 52.32% Registered voters

Registered voters **31,271**

Candidate elected: **Sue Hammell (NDP)**



Surrey-Newton (SRN)
Voting results by voting area

Statement of Votes
 40th Provincial General Election
 May 14, 2013

	Harry Bains	Alan Saldanha	Satinder Singh	Sukhminder S. Virk	Total valid votes	Rejected ballots	Registered voters
	NDP	HH	CP	LIB			
Advance voting							
Newton Fellowship Church	1,044	31	66	633	1,774	2	
Strawberry Hill Hall	1,484	23	71	898	2,476	19	
General voting							
Voting area							
1	41	0	1	29	71	0	232
2	46	0	1	31	78	0	339
3	82	3	10	37	132	1	307
4	105	3	10	78	196	1	396
5	63	7	15	49	134	2	307
6	50	4	7	56	117	0	366
7	57	2	1	46	106	1	365
8	69	0	5	47	121	0	360
9A	44	1	0	46	91	2	355
9B	65	0	6	35	106	0	399
10	49	2	3	37	91	0	304
11	68	2	12	36	118	0	317
12	46	3	8	64	121	0	253
13	36	1	0	67	104	1	221
14	89	1	1	57	148	1	347
15	75	2	6	92	175	2	388
16	51	3	9	76	139	2	303
17	87	6	7	77	177	2	418
18	62	0	5	66	133	1	284
19	84	1	10	53	148	0	318
20	40	0	2	31	73	0	347
21	52	3	5	29	89	1	272
22	29	1	6	16	52	0	216
23	103	1	3	39	146	4	370
24	80	6	7	70	163	1	378
25	90	3	10	33	136	0	349
26	85	2	3	58	148	2	425
27	65	1	5	36	107	0	342
28	53	4	4	61	122	2	302
29	56	4	4	34	98	2	322
30	57	0	1	19	77	0	165
31	74	3	1	36	114	1	329
32	71	4	8	42	125	3	438
33	59	3	6	21	89	2	326
34S	22	3	9	24	58	1	65
35	65	5	7	30	107	0	295
36	31	1	5	25	62	2	184
37	42	2	2	36	82	1	292
38	62	2	4	27	95	1	278
39	41	2	4	35	82	0	273

Voting area (continued)	Harry Bains	Alan Saldanha	Satinder Singh	Sukhminder S. Virk	Total valid votes	Rejected ballots	Registered voters
	NDP	HH	CP	LIB			
40	15	0	3	11	29	0	128
41	42	1	2	30	75	3	316
42	76	4	3	61	144	0	377
43	83	0	3	45	131	1	293
44	94	1	3	40	138	0	300
45	104	5	13	61	183	1	397
46	90	3	2	38	133	6	327
47	82	3	4	35	124	0	405
48	33	0	4	16	53	1	262
49	34	1	1	28	64	0	340
50	62	0	1	21	84	1	407
51	59	1	3	36	99	2	361
52	29	1	1	33	64	3	321
53	31	1	1	16	49	0	328
54	33	2	6	33	74	0	197
55	38	2	6	15	61	2	269
56	67	0	3	44	114	0	316
57	54	1	4	33	92	1	243
58	47	0	0	53	100	1	334
59	65	0	5	49	119	1	383
60	71	1	12	71	155	2	403
61	43	4	9	25	81	0	242
62	56	3	7	24	90	1	237
63	42	0	5	23	70	0	226
64	23	4	4	16	47	1	216
65	58	3	4	21	86	1	326
66	53	0	4	33	90	1	240
67	51	0	4	65	120	0	389
68	71	5	8	92	176	1	412
69	104	2	7	65	178	0	424
70	55	2	1	34	92	0	329
71	63	0	2	31	96	0	300
72	54	2	2	53	111	1	356
73	35	0	3	35	73	3	308
74	74	2	4	54	134	0	361
75	72	0	0	37	109	2	320
76	41	2	5	54	102	1	277
77A	37	0	4	23	64	0	374
77B	79	8	9	49	145	0	493
78	73	7	6	43	129	0	365
79	72	0	2	51	125	1	356
80	68	0	1	51	120	0	353
81	104	0	4	64	172	2	491
82	77	0	4	62	143	3	417
83	77	0	2	37	116	0	363
84	95	2	6	65	168	1	351
85	78	3	7	45	133	1	322
86	100	5	9	69	183	2	360
87	72	3	4	49	128	3	305
88	83	5	2	65	155	2	349

Surrey-Newton (SRN)
Voting results by voting area

Statement of Votes
 40th Provincial General Election
 May 14, 2013

	Harry Bains	Alan Saldanha	Satinder Singh	Sukhminder S. Virk	Total valid votes	Rejected ballots	Registered voters
Voting area (continued)	NDP	HH	CP	LIB			
90	97	4	4	66	171	0	390
91	94	7	13	39	153	2	374
92	69	2	8	59	138	3	397
93	75	5	4	66	150	0	352
94	83	2	5	46	136	1	356
95	60	2	8	60	130	1	377
96	60	0	3	46	109	2	405
97	59	2	0	51	112	0	237
98	72	1	3	30	106	3	313
99	83	1	3	63	150	2	326
100	42	1	8	31	82	0	274
101	64	1	6	69	140	3	450
Sub totals	8,951	262	624	6,042	15,879	129	33,367
s. 98 Special	76	2	6	40	124	4	
s. 99 Absentee - in ED	360	6	19	264	649	23	
s. 100 Absentee - out of ED	259	9	12	153	433	27	
s. 101 Absentee - advance	40	1	2	23	66	1	
s. 104 Voting in DEO office	83	2	8	71	164	6	
s. 106 Voting by mail	19	0	3	11	33	1	
Grand totals	9,788	282	674	6,604	17,348	191	33,367
% of valid votes	56.42%	1.62%	3.89%	38.07%			

Summary

Valid votes - General and advance	15,879	91.53%	Total valid votes
s. 98 Special	124	0.71%	Total valid votes
s. 99 Absentee - in ED	649	3.74%	Total valid votes
s. 100 Absentee - out of ED	433	2.50%	Total valid votes
s. 101 Absentee - advance	66	0.38%	Total valid votes
s. 104 Voting in DEO office	164	0.95%	Total valid votes
s. 106 Voting by mail	33	0.19%	Total valid votes

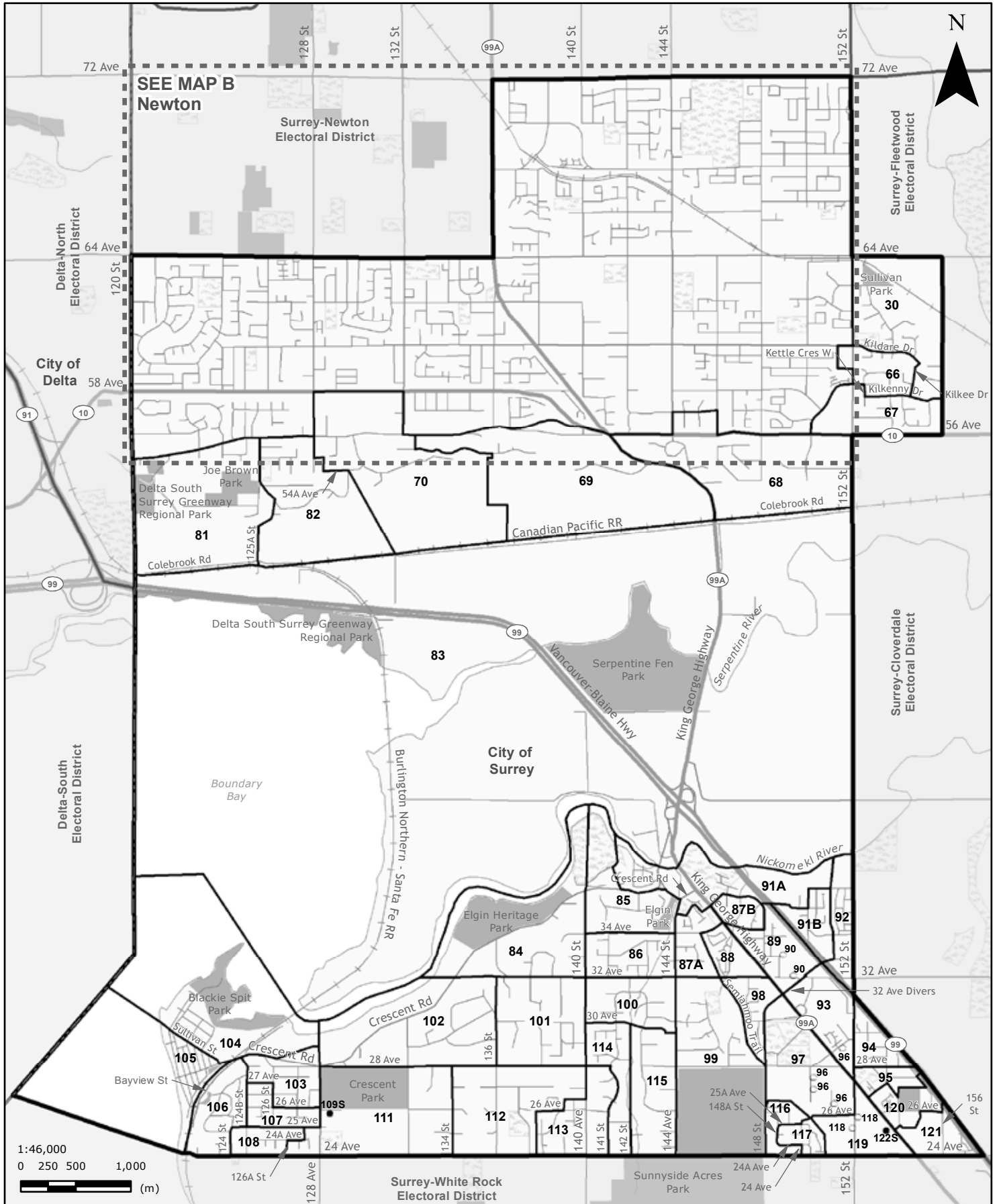
Total valid votes **17,348**

Rejected ballots	191	1.09%	Ballots cast
Registered voters who voted	17,539	52.56%	Registered voters

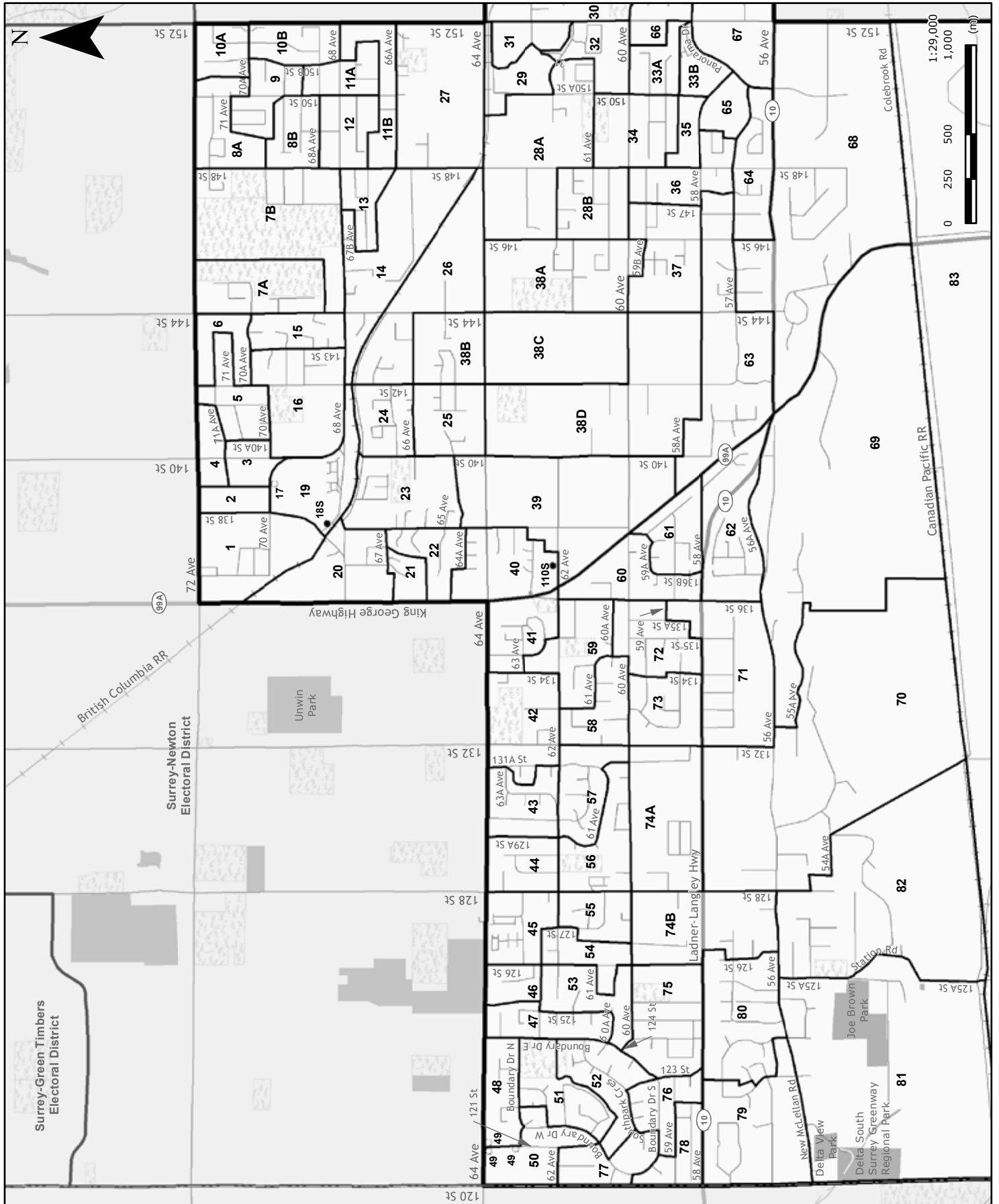
Registered voters **33,367**

Candidate elected: **Harry Bains (NDP)**

Following a redistribution of voting areas, voting area number 89S was not used in Surrey-Newton for the 40th Provincial General Election and is therefore not included in the list of voting area results on the preceding pages.



Surrey-Panorama (SRP)
MAP B - Newton



	Marvin Hunt	Amrik Mahil	Kevin Rakhra	Sara Sharma	Ali Zaidi	Total valid votes	Rejected ballots	Registered voters
	LIB	NDP	CP	GP				
Advance voting								
Hyland Elementary School	1,181	1,335	83	96	7	2,702	12	
Peace Portal Alliance Church	1,133	419	83	102	3	1,740	7	
General voting								
Voting area								
1	13	14	1	1	0	29	0	100
2	42	60	3	10	0	115	0	335
3	60	65	10	10	0	145	1	354
4	35	63	8	10	0	116	0	300
5	75	97	5	14	3	194	0	355
6	45	90	1	5	0	141	0	311
7A	26	73	3	3	0	105	1	451
7B	52	50	2	4	0	108	1	354
8A	70	60	5	1	1	137	0	476
8B	53	64	6	1	1	125	0	367
9	71	60	2	4	1	138	1	378
10A	44	41	1	3	0	89	0	346
10B	46	89	1	4	1	141	1	392
11A	60	56	2	3	1	122	0	346
11B	64	66	2	2	0	134	0	366
12	55	57	3	4	0	119	2	370
13	30	56	3	3	0	92	0	384
14	18	60	0	2	3	83	0	411
15	48	60	3	10	0	121	0	312
16	61	92	2	5	1	161	0	363
17	127	32	7	7	0	173	1	373
18S	16	21	9	2	1	49	0	88
19	64	54	9	12	0	139	1	388
20	37	49	3	2	0	91	2	239
21	20	35	7	9	0	71	0	247
22	42	35	8	10	0	95	1	318
23	65	74	7	14	1	161	0	372
24	42	55	3	6	0	106	1	326
25	51	67	3	7	1	129	0	333
26	38	46	1	6	0	91	1	333
27	71	46	6	4	1	128	2	336
28A	144	105	12	10	0	271	0	611
28B	80	77	4	6	1	168	0	436
29	79	38	11	7	0	135	0	418
30	163	51	7	17	0	238	3	395
31	100	27	8	11	0	146	0	363
32	93	58	13	19	1	184	0	392
33A	89	64	8	8	0	169	1	456
33B	73	45	12	9	0	139	1	362
34	146	54	7	12	1	220	1	545

Surrey-Panorama (SRP)
Voting results by voting area

Statement of Votes
 40th Provincial General Election
 May 14, 2013

	Marvin Hunt	Amrik Mahil	Kevin Rakhra	Sara Sharma	Ali Zaidi	Total valid votes	Rejected ballots	Registered voters
Voting area (continued)	LIB	NDP	CP	GP				
35	79	60	7	15	0	161	1	349
36	101	65	9	13	0	188	0	414
37	98	56	9	8	0	171	0	431
38A	86	49	7	2	0	144	1	489
38B	30	32	1	3	0	66	0	227
38C	109	88	4	13	1	215	1	595
38D	76	48	6	4	1	135	1	355
39	69	60	4	10	0	143	0	455
40	36	37	4	3	0	80	0	363
41	68	83	8	3	2	164	1	318
42	74	85	3	8	1	171	2	417
43	76	105	5	12	1	199	2	396
44	74	96	4	4	0	178	1	357
45	44	72	4	9	0	129	0	354
46	34	66	0	2	3	105	2	253
47	127	47	6	8	0	188	0	345
48	81	86	6	7	0	180	1	337
49	54	36	1	7	0	98	1	169
50	130	44	9	6	0	189	0	330
51	151	55	12	11	1	230	0	352
52	116	46	10	18	0	190	0	284
53	57	46	5	5	0	113	1	292
54	56	61	0	4	0	121	3	293
55	65	116	2	5	0	188	1	405
56	91	101	3	7	2	204	0	398
57	64	80	5	16	1	166	1	362
58	92	85	7	11	0	195	1	380
59	99	105	10	9	1	224	0	393
60	81	107	2	3	2	195	3	424
61	47	78	2	6	1	134	1	405
62	60	36	3	4	0	103	1	381
63	100	41	5	8	0	154	0	318
64	68	38	6	13	0	125	0	344
65	65	45	10	6	0	126	0	334
66	81	20	7	8	0	116	0	270
67	102	31	2	5	0	140	2	352
68	84	37	8	3	0	132	1	339
69	116	28	9	8	0	161	0	325
70	107	60	9	9	0	185	1	382
71	78	48	8	8	0	142	1	330
72	116	96	5	7	1	225	0	444
73	87	76	1	4	2	170	2	335
74A	101	100	7	12	6	226	1	621
74B	56	48	3	6	0	113	0	298
75	103	98	3	3	2	209	0	402
76	110	60	10	12	0	192	1	327
77	71	47	8	12	0	138	1	273
78	128	36	10	10	0	184	0	351
79	95	46	12	7	0	160	1	346
80	119	34	8	4	0	165	0	366

	Marvin Hunt	Amrik Mahil	Kevin Rakhra	Sara Sharma	Ali Zaidi	Total valid votes	Rejected ballots	Registered voters
Voting area (continued)	LIB	NDP	CP	GP				
81	90	44	6	6	0	146	0	240
82	127	57	20	8	1	213	2	363
83	79	25	4	4	0	112	0	334
84	52	7	3	4	0	66	0	191
85	105	21	2	3	0	131	0	291
86	123	18	10	2	0	153	0	328
87A	80	17	2	4	0	103	0	229
87B	44	25	1	12	0	82	0	197
88	136	28	4	14	0	182	0	369
89	88	17	6	9	0	120	0	275
90	84	16	3	8	0	111	0	259
91A	141	34	11	19	0	205	0	436
91B	51	28	2	7	0	88	1	312
92	72	37	5	12	0	126	0	386
93	58	27	8	3	0	96	0	452
94	83	26	11	16	0	136	0	328
95	71	55	10	22	1	159	0	313
96	74	32	4	11	0	121	0	294
97	103	35	5	12	1	156	0	360
98	94	26	6	3	0	129	0	289
99	104	31	2	16	0	153	0	341
100	93	14	9	4	0	120	0	280
101	115	22	11	10	0	158	0	314
102	114	20	13	12	0	159	0	363
103	113	65	7	19	0	204	0	365
104	110	46	8	11	1	176	0	333
105	114	46	4	28	0	192	0	321
106	91	67	6	19	0	183	0	353
107	113	65	10	21	0	209	0	347
108	108	37	6	20	0	171	0	281
109S *1	52	60	6	16	3	137	3	98
110S *1	-	-	-	-	-	-	-	110
111	119	46	6	16	0	187	0	446
112	98	18	3	12	0	131	0	257
113	88	28	6	14	0	136	0	274
114	93	11	5	2	0	111	0	212
115	69	18	3	6	0	96	0	224
116	75	16	3	5	0	99	0	208
117	46	6	3	2	1	58	0	202
118	78	32	7	12	0	129	0	319
119	73	34	9	10	0	126	0	300
120	64	42	10	9	0	125	0	346
121	75	23	10	10	0	118	0	282
122S	80	14	13	8	0	115	0	111
Sub totals	12,874	8,516	946	1,317	65	23,718	84	45,415

Surrey-Panorama (SRP)
Voting results by voting area

Statement of Votes
 40th Provincial General Election
 May 14, 2013

	Marvin Hunt	Amrik Mahil	Kevin Rakhra	Sara Sharma	Ali Zaidi	Total valid votes	Rejected ballots	Registered voters
	LIB	NDP	CP	GP				
s. 98 Special	67	53	3	5	1	129	8	
s. 99 Absentee - in ED	533	345	35	62	10	985	12	
s. 100 Absentee - out of ED	213	193	22	44	0	472	45	
s. 101 Absentee - advance	122	72	17	25	2	238	12	
s. 104 Voting in DEO office	302	118	13	23	3	459	6	
s. 106 Voting by mail	28	11	1	2	0	42	4	
Grand totals	14,139	9,308	1,037	1,478	81	26,043	171	45,415
% of valid votes	54.29%	35.74%	3.98%	5.68%	0.31%			

Summary

Valid votes - General and advance	23,718	91.07%	Total valid votes
s. 98 Special	129	0.50%	Total valid votes
s. 99 Absentee - in ED	985	3.78%	Total valid votes
s. 100 Absentee - out of ED	472	1.81%	Total valid votes
s. 101 Absentee - advance	238	0.91%	Total valid votes
s. 104 Voting in DEO office	459	1.76%	Total valid votes
s. 106 Voting by mail	42	0.17%	Total valid votes

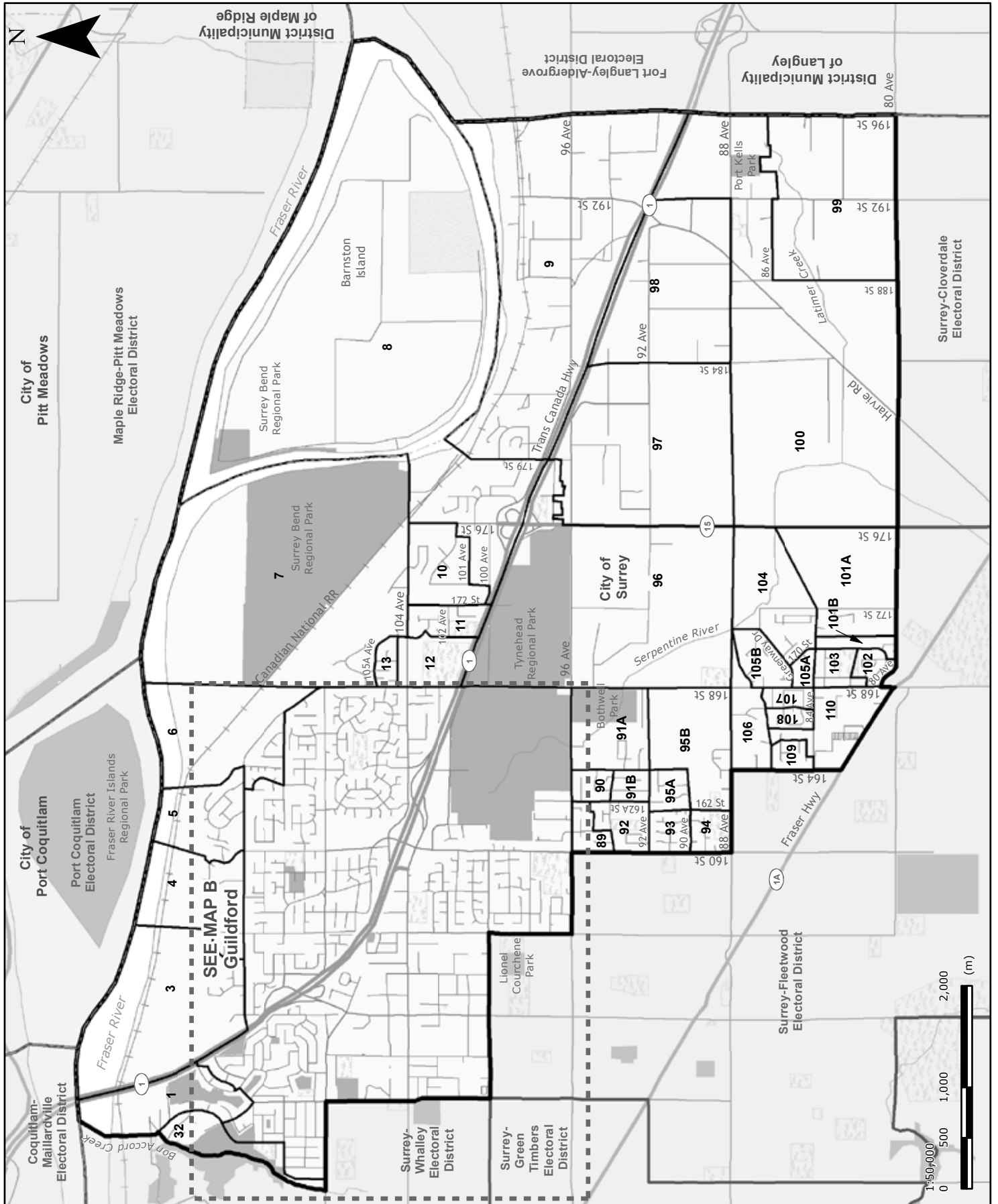
Total valid votes **26,043**

Rejected ballots	171	0.65%	Ballots cast
Registered voters who voted	26,214	57.72%	Registered voters

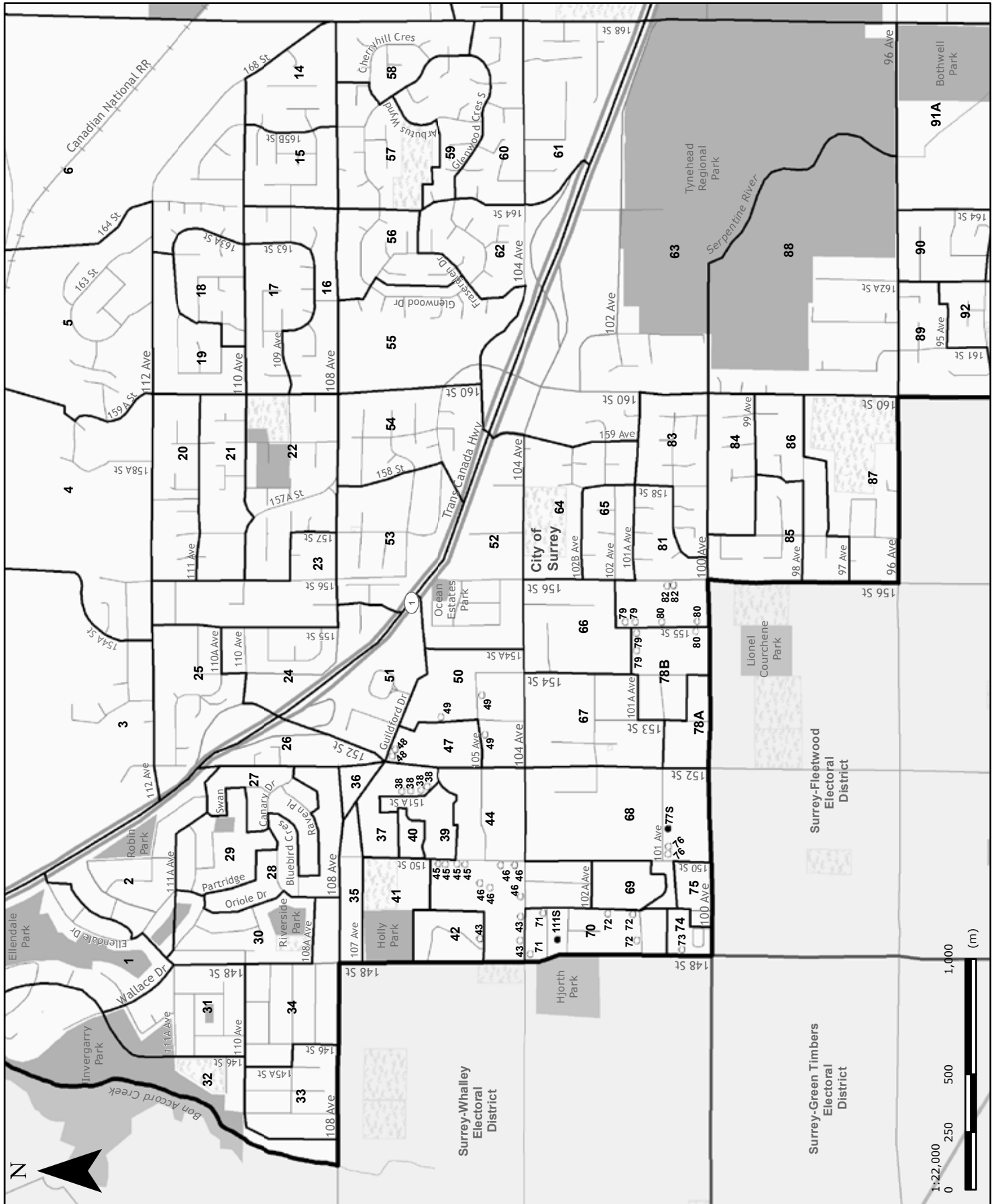
Registered voters **45,415**

Candidate elected: **Marvin Hunt (LIB)**

*1 Voting areas 109S and 110S combined



Surrey-Tynehead (SRT)
MAP B - Guildford



	Avtar Bains	Sukhi Gill	Barry J. Sikora	Amrik Virk	Total valid votes	Rejected ballots	Registered voters
	NDP	BCV	CP	LIB			
Advance voting							
Guildford Recreation Centre	1,657	43	329	1,383	3,412	26	
General voting							
Voting area							
1	62	3	12	46	123	3	365
2	75	2	13	65	155	3	374
3	38	1	13	57	109	1	280
4	17	0	20	85	122	0	386
5	28	0	9	132	169	1	389
6	41	1	10	103	155	0	397
7	42	0	14	107	163	0	327
8	56	0	18	124	198	1	424
9	16	1	15	80	112	0	285
10	24	1	18	83	126	2	343
11	33	3	21	141	198	0	393
12	44	1	18	93	156	1	357
13	28	0	28	87	143	1	285
14	42	1	12	70	125	0	400
15	33	0	12	91	136	0	398
16	52	2	22	96	172	1	394
17	50	4	29	78	161	0	326
18	44	3	21	72	140	4	372
19	54	3	17	114	188	0	440
20	47	2	17	72	138	3	378
21	49	0	12	73	134	0	367
22	64	0	18	97	179	1	437
23	51	1	13	85	150	3	371
24	60	0	14	63	137	1	356
25	42	2	16	72	132	3	376
26	51	2	16	35	104	1	237
27	55	1	25	38	119	0	275
28	78	1	25	43	147	0	298
29	44	2	14	66	126	3	291
30	55	1	22	35	113	2	272
31	105	3	20	65	193	1	428
32	57	5	16	35	113	0	291
33	92	3	15	27	137	1	346
34	56	1	5	54	116	0	318
35	63	2	7	15	87	1	391
36	32	1	5	25	63	0	325
37	36	1	10	16	63	0	229
38	36	1	19	23	79	1	300
39	17	1	6	21	45	0	122
40	53	5	15	35	108	1	368
41	60	5	12	28	105	0	328
42	46	3	9	20	78	0	285
43	22	1	7	13	43	1	217
44	45	2	5	23	75	0	319
45	39	1	9	11	60	0	310

Surrey-Tynehead (SRT)
Voting results by voting area

Statement of Votes
 40th Provincial General Election
 May 14, 2013

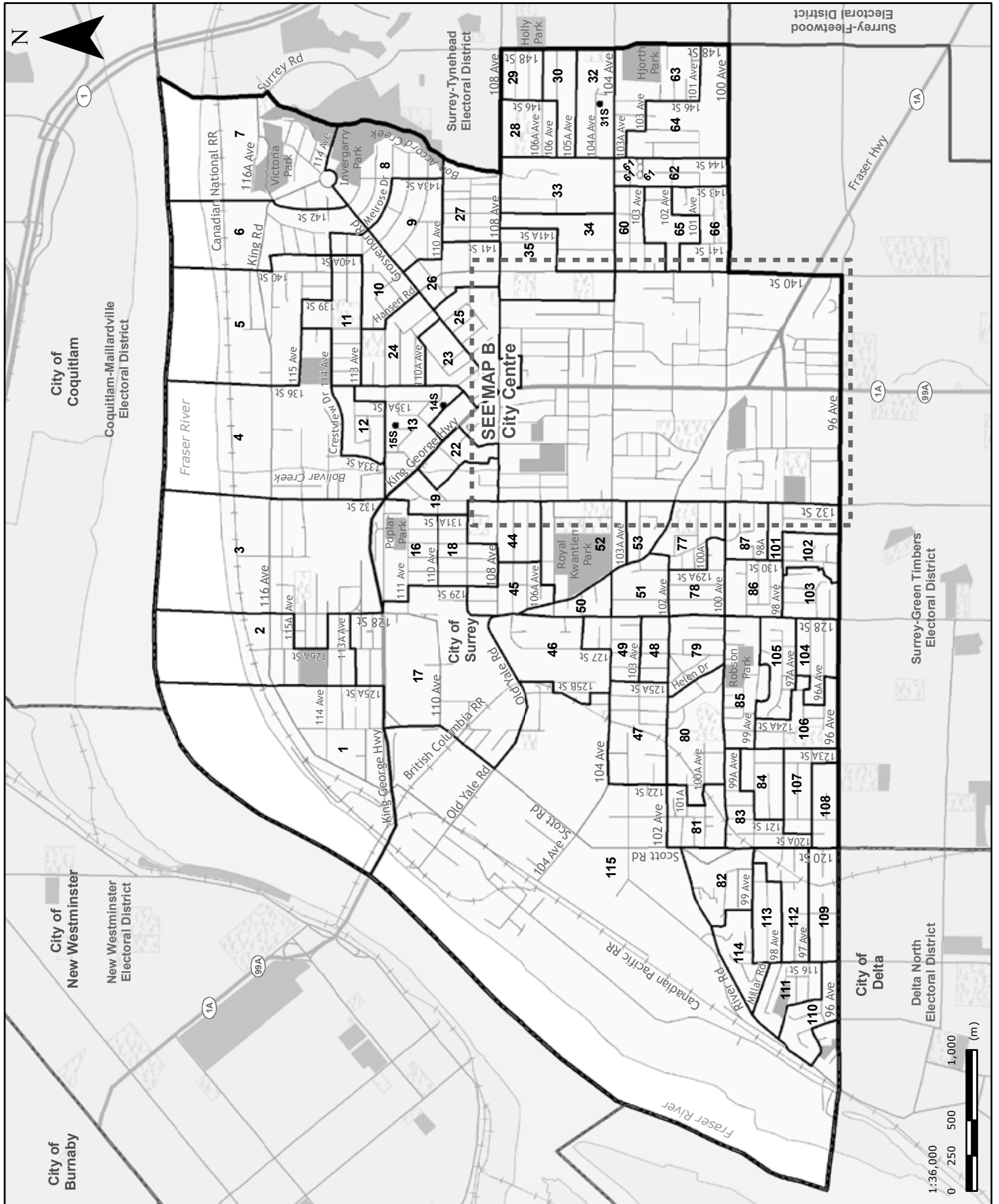
Voting area (continued)	Avtar Bains	Sukhi Gill	Barry J. Sikora	Amrik Virk	Total valid votes	Rejected ballots	Registered voters
	NDP	BCV	CP	LIB			
46	21	4	5	5	35	1	283
47	46	3	18	36	103	0	315
48	25	1	8	22	56	0	188
49	34	0	11	30	75	0	273
50	42	0	18	28	88	0	284
51	42	4	26	28	100	1	347
52	32	0	15	16	63	0	225
53	55	3	19	80	157	0	348
54	37	3	23	91	154	0	386
55	39	2	15	76	132	0	297
56	57	2	23	94	176	3	355
57	50	2	12	102	166	1	379
58	45	2	18	86	151	0	400
59	39	4	9	87	139	0	291
60	53	1	28	89	171	0	350
61	35	1	35	71	142	1	345
62	37	0	21	96	154	0	297
63	32	0	9	49	90	1	280
64	47	3	28	63	141	2	337
65	43	1	14	60	118	0	279
66	32	1	9	47	89	2	256
67	30	0	3	36	69	0	465
68	50	1	13	37	101	0	334
69	41	2	17	38	98	0	336
70	44	2	17	26	89	0	289
71	38	1	8	42	89	3	323
72	37	3	11	50	101	1	250
73	35	2	13	47	97	0	242
74	30	3	7	30	70	0	272
75	51	2	7	39	99	0	347
76	24	3	9	40	76	1	267
77S *1	25	7	7	8	47	1	84
78A	8	0	5	23	36	0	212
78B	21	3	8	29	61	0	276
79	34	3	12	35	84	0	349
80	42	2	11	32	87	2	300
81	85	3	3	37	128	0	334
82	40	2	12	32	86	0	230
83	60	1	17	57	135	0	361
84	60	1	7	50	118	3	355
85	57	3	11	59	130	3	356
86	72	4	21	55	152	0	383
87	60	0	11	35	106	4	312
88	64	0	14	82	160	0	455
89	80	0	16	52	148	2	338
90	51	2	7	64	124	0	312
91A	54	1	5	51	111	3	277
91B	25	2	15	54	96	0	207
92	71	2	9	101	183	1	404
93	64	3	6	96	169	2	376

Voting area (continued)	Avtar Bains	Sukhi Gill	Barry J. Sikora	Amrik Virk	Total valid votes	Rejected ballots	Registered voters
	NDP	BCV	CP	LIB			
94	43	1	5	51	100	0	343
95A	50	3	9	64	126	1	317
95B	21	2	2	62	87	0	212
96	44	6	24	59	133	1	314
97	36	4	15	86	141	2	275
98	40	4	23	99	166	1	302
99	38	0	13	58	109	0	222
100	61	9	29	102	201	1	386
101A	46	1	5	69	121	0	244
101B	37	3	13	71	124	1	258
102	39	4	5	88	136	0	304
103	57	4	23	118	202	3	442
104	31	3	6	120	160	0	336
105A	36	1	7	49	93	0	207
105B	54	0	9	91	154	1	343
106	39	0	2	101	142	1	320
107	36	5	9	90	140	2	354
108	29	0	9	81	119	0	330
109	29	2	5	65	101	0	259
110	67	1	8	111	187	0	366
111S *1	-	-	-	-	-	-	16
Sub totals	6,820	264	1,890	8,425	17,399	119	36,881
s. 98 Special	53	0	10	36	99	4	
s. 99 Absentee - in ED	327	19	86	332	764	10	
s. 100 Absentee - out of ED	183	8	21	165	377	26	
s. 101 Absentee - advance	53	0	8	58	119	1	
s. 104 Voting in DEO office	97	6	20	142	265	14	
s. 106 Voting by mail	6	1	5	14	26	2	
Grand totals	7,539	298	2,040	9,172	19,049	176	36,881
% of valid votes	39.58%	1.56%	10.71%	48.15%			

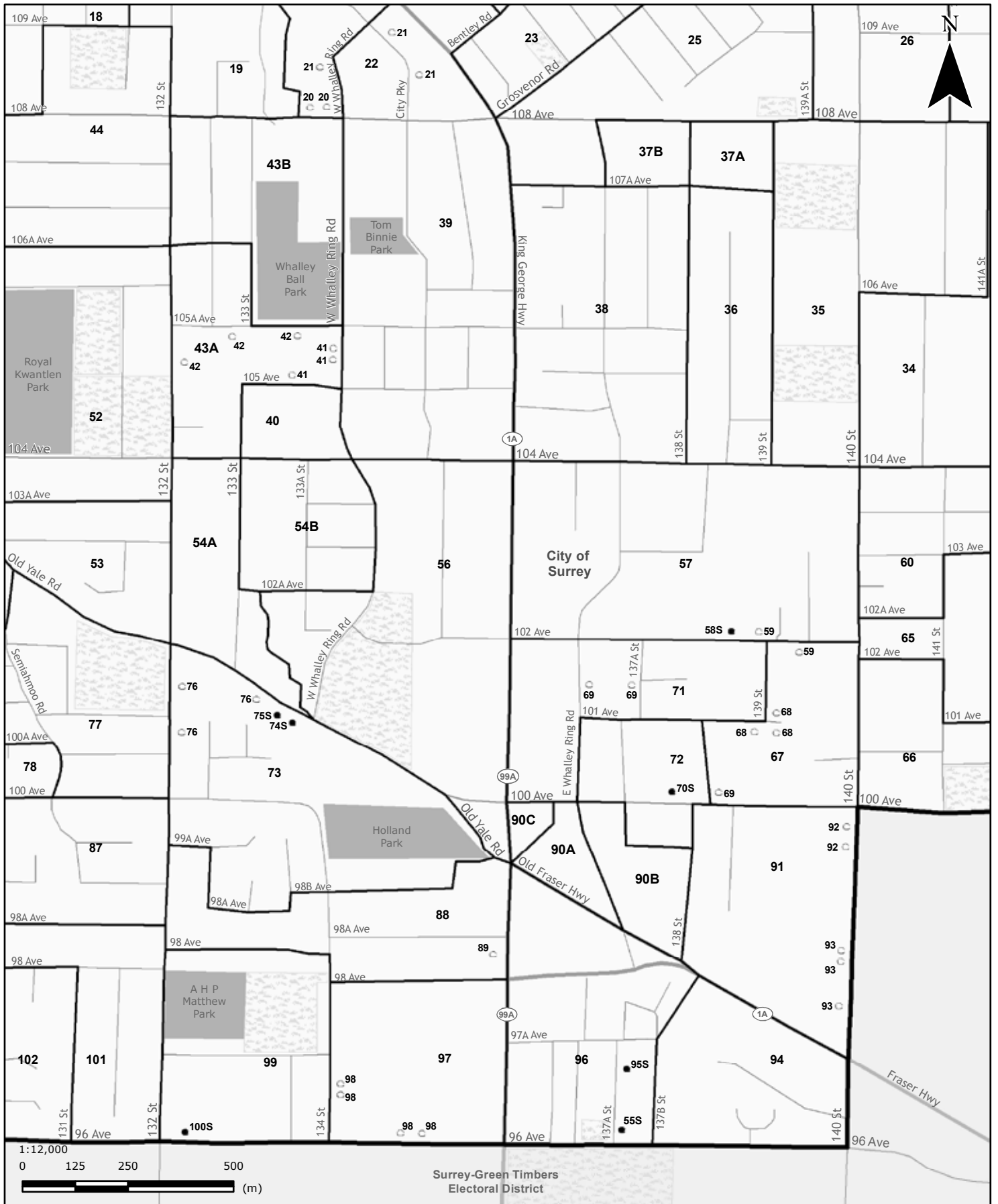
Surrey-Tynehead (SRT)
Voting results by voting area

Summary			
Valid votes - General and advance	17,399	91.34%	Total valid votes
s. 98 Special	99	0.52%	Total valid votes
s. 99 Absentee - in ED	764	4.01%	Total valid votes
s. 100 Absentee - out of ED	377	1.98%	Total valid votes
s. 101 Absentee - advance	119	0.62%	Total valid votes
s. 104 Voting in DEO office	265	1.39%	Total valid votes
s. 106 Voting by mail	26	0.14%	Total valid votes
Total valid votes	19,049		
Rejected ballots	176	0.92%	Ballots cast
Registered voters who voted	19,225	52.13%	Registered voters
Registered voters	36,881		
Candidate elected:	Amrik Virk (LIB)		

*1 Voting areas 77S and 111S combined



Surrey-Whalley (SWH)
MAP B - City Centre



	Jag Bhandari (JB) BCV	Sunny Chohan CP	Kuljeet Kaur LIB	Bruce Ralston NDP	Total valid votes	Rejected ballots	Registered voters
Advance voting							
Kwantlen Park Secondary School	31	69	342	1,109	1,551	14	
The Church of Jesus Christ	22	86	353	770	1,231	10	
General voting							
Voting area							
1	2	5	24	61	92	0	261
2	5	10	27	62	104	1	302
3	2	15	41	116	174	2	405
4	0	4	34	74	112	0	317
5	8	9	65	93	175	1	358
6	6	22	34	80	142	1	348
7	4	10	43	70	127	0	366
8	4	10	55	73	142	2	337
9	5	10	34	51	100	3	368
10	4	13	43	85	145	1	383
11	4	10	59	93	166	6	372
12	1	4	44	86	135	0	374
13	3	7	26	74	110	1	386
14S *1	1	3	17	18	39	2	42
15S *1	-	-	-	-	-	-	38
16	5	5	41	56	107	1	393
17	6	14	31	41	92	0	313
18	0	4	45	76	125	0	417
19	0	5	20	52	77	4	436
20	2	0	29	32	63	1	366
21 *2	6	1	23	56	86	0	415
22 *2	-	-	-	-	-	-	256
23	0	5	13	35	53	0	300
24	0	14	39	93	146	0	343
25	0	2	29	50	81	0	289
26	7	14	30	58	109	0	304
27	0	8	57	98	163	3	404
28	2	7	24	59	92	0	261
29	2	8	27	51	88	0	225
30	0	5	43	81	129	0	308
31S	2	6	10	11	29	2	60
32	3	6	26	42	77	2	252
33	2	12	49	63	126	2	377
34	4	12	21	79	116	2	395
35	3	9	33	90	135	0	445
36	6	5	53	94	158	2	459
37A	1	11	45	59	116	1	242
37B	3	6	9	20	38	0	234
38	6	4	12	29	51	0	278
39	2	9	23	71	105	1	457

Surrey-Whalley (SWH)
Voting results by voting area

Statement of Votes
 40th Provincial General Election
 May 14, 2013

Voting area (continued)	Jag Bhandari (JB)	Sunny Chohan	Kuljeet Kaur	Bruce Ralston	Total valid votes	Rejected ballots	Registered voters
	BCV	CP	LIB	NDP			
40	1	6	25	43	75	0	421
41	1	2	34	45	82	0	318
42	4	2	15	33	54	0	237
43A	3	5	15	47	70	1	262
43B	1	3	22	62	88	0	434
44	6	6	33	92	137	3	426
45	0	4	37	88	129	2	328
46	5	9	43	77	134	0	434
47	1	9	51	99	160	1	385
48	2	7	22	59	90	1	291
49	1	8	31	53	93	0	282
50	1	6	16	56	79	0	224
51	1	12	32	81	126	0	349
52	3	5	23	63	94	1	351
53	2	5	24	46	77	0	243
54A	4	10	37	64	115	0	418
54B	1	3	24	21	49	0	236
55S	5	12	13	13	43	6	103
56	2	6	18	42	68	0	254
57	0	14	34	63	111	0	351
58S	0	4	18	17	39	1	67
59	3	3	26	29	61	0	165
60	2	4	17	45	68	1	318
61	1	10	11	35	57	0	238
62	3	7	35	64	109	0	334
63	4	6	43	59	112	2	344
64	1	12	23	57	93	1	256
65	2	10	36	66	114	2	297
66	1	7	40	82	130	0	327
67	2	2	31	25	60	0	215
68	3	5	36	52	96	2	277
69	2	5	16	30	53	1	227
70S	1	6	4	17	28	0	54
71	1	8	40	43	92	0	333
72	1	4	19	44	68	1	269
73	0	11	36	69	116	2	352
74S	4	5	8	28	45	0	122
75S	1	5	10	33	49	1	158
76	1	12	30	53	96	2	250
77	5	6	43	63	117	4	334
78	6	4	35	105	150	2	428
79	1	7	63	90	161	0	348
80	6	9	74	98	187	1	388
81	0	5	39	47	91	1	309
82	8	8	58	87	161	1	378
83	2	6	39	95	142	3	387
84	4	4	59	110	177	2	378
85	1	6	52	85	144	2	401
86	6	18	44	98	166	2	366
87	2	7	30	88	127	0	307

Voting area (continued)	Jag Bhandari (JB)	Sunny Chohan	Kuljeet Kaur	Bruce Ralston	Total valid votes	Rejected ballots	Registered voters
	BCV	CP	LIB	NDP			
88	6	13	34	97	150	0	355
89	0	3	17	46	66	0	324
90A	1	5	34	44	84	2	473
90B	1	8	21	34	64	1	331
90C	0	1	15	13	29	0	262
91	2	3	30	40	75	0	362
92	2	5	28	39	74	1	236
93	3	5	11	30	49	0	194
94	0	13	20	50	83	0	361
95S *3	3	5	14	10	32	0	59
96	4	0	10	23	37	1	118
97	1	6	36	50	93	0	316
98	4	13	36	62	115	1	311
99	2	5	34	100	141	0	345
100S *3	-	-	-	-	-	-	11
101	3	5	37	103	148	2	334
102	0	5	34	65	104	0	274
103	3	5	44	48	100	0	322
104	4	11	55	110	180	1	383
105	4	7	57	93	161	3	392
106	5	9	35	124	173	3	359
107	9	9	44	105	167	4	401
108	4	4	45	97	150	1	404
109	6	7	49	90	152	2	413
110	4	12	33	72	121	0	282
111	3	17	66	93	179	0	312
112	5	10	59	90	164	0	374
113	4	12	36	108	160	3	352
114	1	9	45	71	126	1	305
115	2	4	43	47	96	2	313
Sub totals	368	1,010	4,559	9,226	15,163	142	37,138
s. 98 Special	3	7	29	108	147	11	
s. 99 Absentee - in ED	31	46	217	481	775	10	
s. 100 Absentee - out of ED	9	12	81	309	411	66	
s. 101 Absentee - advance	4	11	35	76	126	10	
s. 104 Voting in DEO office	5	20	72	172	269	7	
s. 106 Voting by mail	0	4	11	33	48	2	
Grand totals	420	1,110	5,004	10,405	16,939	248	37,138
% of valid votes	2.48%	6.55%	29.54%	61.43%			

Surrey-Whalley (SWH)
Voting results by voting area

Summary

Valid votes - General and advance	15,163	89.52%	Total valid votes
s. 98 Special	147	0.87%	Total valid votes
s. 99 Absentee - in ED	775	4.58%	Total valid votes
s. 100 Absentee - out of ED	411	2.42%	Total valid votes
s. 101 Absentee - advance	126	0.74%	Total valid votes
s. 104 Voting in DEO office	269	1.59%	Total valid votes
s. 106 Voting by mail	48	0.28%	Total valid votes

Total valid votes **16,939**

Rejected ballots	248	1.44%	Ballots cast
Registered voters who voted	17,187	46.28%	Registered voters

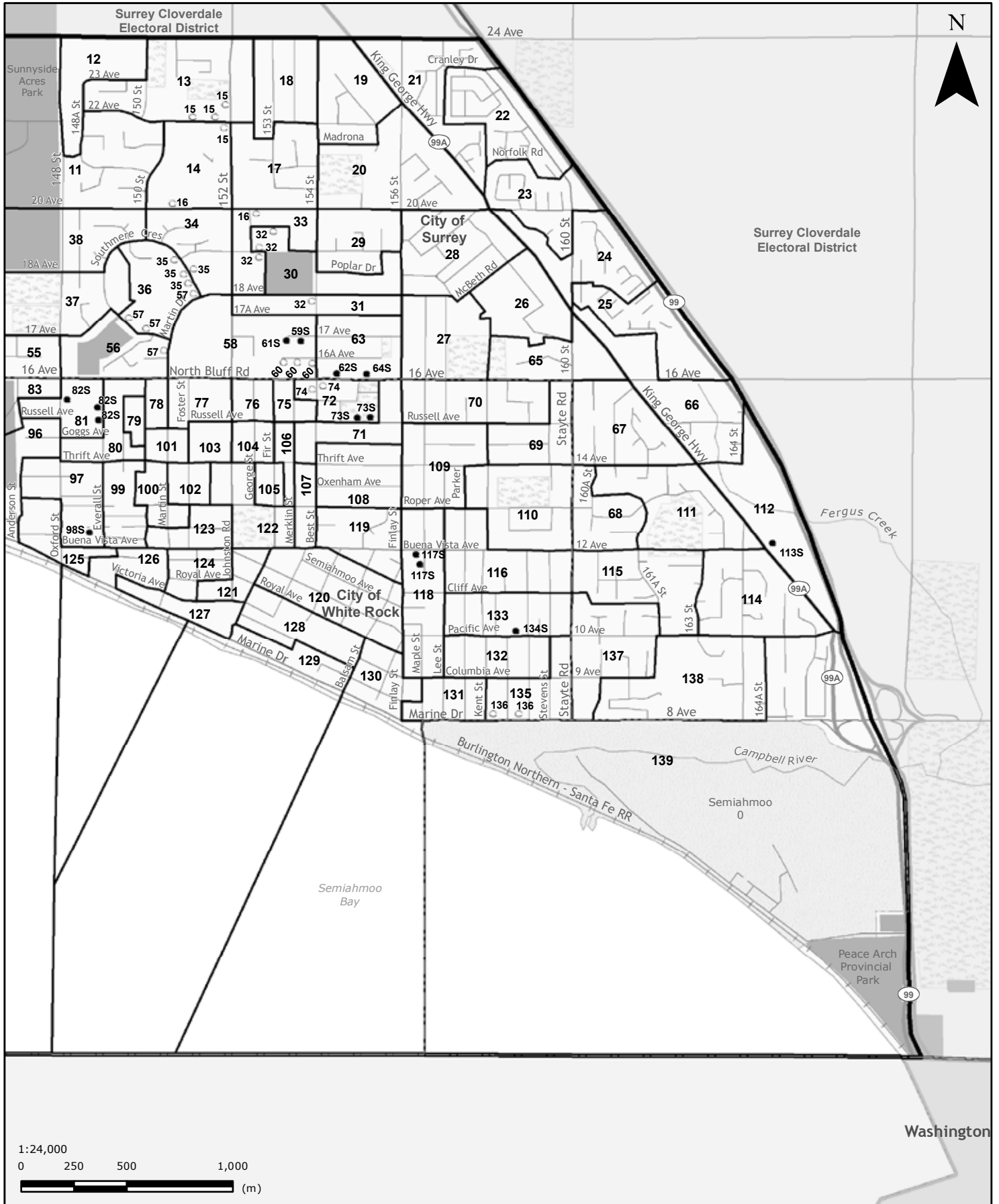
Registered voters **37,138**

Candidate elected: **Bruce Ralston (NDP)**

*1 Voting areas 14S and 15S combined
 *2 Voting areas 21 and 22 combined
 *3 Voting areas 95S and 100S combined



**Surrey-White Rock (SWR)
MAP B - South Surrey**



	Gordon Hogg	Susan Keeping	Jim Laurence	Elizabeth Morales Pagtakhan	Don Pitcairn	Total valid votes	Rejected ballots	Registered voters
	LIB	NDP	BCP	CP	GP			
Advance voting								
Mt. Olive Lutheran Church	1,534	604	7	113	137	2,395	3	
St. John's Presbyterian Church	1,841	1,064	11	157	270	3,343	7	
General voting								
Voting area								
1	136	37	3	9	19	204	0	366
2	158	67	0	16	13	254	1	371
3	95	57	0	7	15	174	0	333
4	125	41	0	10	16	192	0	322
5	123	16	0	8	25	172	0	349
6	111	21	0	3	9	144	1	334
7	119	19	0	7	8	153	0	351
8	122	20	0	9	8	159	1	353
9	102	11	0	4	7	124	0	309
10	91	23	0	5	8	127	0	289
11	87	31	0	6	12	136	0	326
12	77	19	1	6	7	110	0	267
13	56	26	0	10	8	100	1	288
14	60	32	0	6	10	108	0	318
15	42	33	0	2	7	84	0	233
16	51	19	0	1	2	73	0	176
17	98	47	0	5	20	170	0	359
18	43	37	1	4	10	95	0	247
19	50	42	0	5	9	106	0	216
20	69	46	1	4	9	129	0	311
21	99	54	0	8	15	176	0	334
22	66	54	1	12	18	151	1	305
23	72	77	2	18	19	188	0	300
24	64	54	0	6	17	141	0	372
25	50	54	1	4	6	115	1	318
26	76	56	0	12	25	169	1	382
27	59	39	0	8	20	126	0	244
28	88	57	0	12	19	176	0	348
29	62	53	0	5	7	127	0	216
30	34	28	0	8	9	79	0	208
31	64	41	0	6	7	118	0	334
32	68	19	0	6	7	100	0	274
33	62	31	0	7	12	112	0	335
34	69	41	0	9	14	133	0	381
35	28	25	1	4	11	69	0	297
36	65	22	1	6	11	105	0	283
37	71	23	2	5	11	112	0	269
38	67	34	0	4	9	114	1	307
39	80	19	0	11	7	117	0	286
40	105	51	0	11	13	180	0	360

Surrey-White Rock (SWR)
Voting results by voting area

Statement of Votes
 40th Provincial General Election
 May 14, 2013

Voting area (continued)	Gordon Hogg	Susan Keeping	Jim Laurence	Elizabeth Morales Pagtakhan	Don Pitcairn	Total valid votes	Rejected ballots	Registered voters
	LIB	NDP	BCP	CP	GP			
41	115	45	0	9	13	182	0	323
42	126	26	0	13	6	171	0	336
43	102	49	0	10	19	180	1	377
44	151	26	1	11	16	205	1	356
45	133	48	0	4	11	196	0	333
46	118	58	2	8	22	208	0	342
47	109	35	0	8	9	161	0	339
48	139	35	2	8	15	199	1	330
49	132	31	3	10	12	188	1	336
50	126	39	0	5	14	184	0	340
51	129	41	0	22	12	204	0	386
52S	23	7	1	4	0	35	1	79
53	107	73	2	3	24	209	0	352
54	89	50	0	8	19	166	0	334
55	60	43	0	9	16	128	0	316
56	63	19	1	6	11	100	0	311
57	36	20	2	3	7	68	1	240
58	54	39	0	8	11	112	0	354
59S	26	9	0	7	1	43	1	62
60	30	20	0	2	5	57	1	194
61S	31	10	0	6	2	49	0	88
62S *1	-	-	-	-	-	-	-	36
63	59	27	2	4	10	102	0	256
64S	55	14	1	4	1	75	1	96
65	44	33	0	6	7	90	0	201
66	114	41	1	18	15	189	0	383
67	80	58	1	9	14	162	0	365
68	65	38	0	4	10	117	0	216
69	68	44	2	1	12	127	0	261
70	66	35	0	6	18	125	0	262
71	51	37	1	5	11	105	0	311
72	41	23	1	3	6	74	1	215
73S	55	28	6	11	7	107	0	157
74	32	14	0	3	3	52	0	190
75	35	28	1	8	8	80	1	262
76	39	26	3	2	7	77	1	245
77	83	21	0	9	5	118	0	303
78	38	30	0	2	8	78	0	262
79	35	35	0	3	8	81	0	300
80	41	44	0	5	15	105	1	305
81	56	12	0	1	8	77	0	193
82S	64	25	3	25	1	118	4	250
83	93	40	0	5	9	147	0	342
84	100	44	1	5	22	172	1	318
85	64	39	0	7	23	133	0	252
86	109	46	0	5	20	180	1	369
87	110	47	1	2	17	177	0	331
88	119	61	2	10	11	203	0	342
89	113	34	0	7	19	173	2	312
90	111	54	2	4	25	196	0	334

Surrey-White Rock (SWR)
Voting results by voting area

	Gordon Hogg	Susan Keeping	Jim Laurence	Elizabeth Morales Pagtakhan	Don Pitcairn	Total valid votes	Rejected ballots	Registered voters
Voting area (continued)	LIB	NDP	BCP	CP	GP			
91	124	31	2	5	15	177	0	350
92	125	38	1	7	7	178	0	353
93	98	35	0	3	16	152	0	325
94	72	22	0	8	16	118	0	293
95	97	32	1	3	14	147	0	352
96	69	15	0	5	11	100	2	271
97	98	25	0	10	19	152	0	369
98S *1	-	-	-	-	-	-	-	27
99	60	23	1	9	2	95	0	323
100	32	37	0	4	16	89	0	327
101	60	42	0	15	6	123	0	349
102	42	25	0	10	13	90	0	290
103	99	33	0	7	13	152	0	414
104	17	7	0	4	4	32	0	145
105	35	31	0	5	5	76	0	249
106	31	29	0	7	5	72	0	233
107	53	33	1	7	11	105	1	318
108	71	26	0	3	14	114	0	308
109	67	46	0	2	27	142	0	274
110	65	47	1	7	18	138	0	324
111	103	44	1	6	19	173	0	297
112	42	23	0	2	12	79	1	217
113S	45	24	1	8	4	82	0	136
114	129	34	0	12	23	198	0	372
115	130	47	1	2	12	192	1	314
116	87	25	0	5	22	139	1	351
117S	25	10	0	3	2	40	0	79
118	96	37	0	6	15	154	0	359
119	62	42	1	1	13	119	0	319
120	72	42	0	9	12	135	0	338
121	75	36	0	5	14	130	0	296
122	65	42	1	8	8	124	0	305
123	56	39	0	6	15	116	0	355
124	61	29	0	3	7	100	0	263
125	53	22	0	3	21	99	0	302
126	51	34	1	5	16	107	0	309
127	60	25	1	4	8	98	0	261
128	96	38	0	2	10	146	0	329
129	61	25	1	6	5	98	0	255
130	75	21	1	9	24	130	1	310
131	50	37	0	3	8	98	2	298
132	89	46	0	8	18	161	0	357
133	66	38	0	2	15	121	0	315
134S *1	34	19	4	2	2	61	0	34
135	77	32	0	4	13	126	0	354
136	29	22	0	2	2	55	0	143
137	88	38	1	5	14	146	0	342
138	104	56	0	6	20	186	0	369
139	69	57	1	13	10	150	0	313
Sub totals	13,743	6,406	96	1,168	2,047	23,460	48	40,254

Surrey-White Rock (SWR)
Voting results by voting area

Statement of Votes
 40th Provincial General Election
 May 14, 2013

	Gordon Hogg	Susan Keeping	Jim Laurence	Elizabeth Morales Pagtakhan	Don Pitcairn	Total valid votes	Rejected ballots	Registered voters
	LIB	NDP	BCP	CP	GP			
s. 98 Special	60	61	0	10	9	140	3	
s. 99 Absentee - in ED	635	361	9	74	131	1,210	6	
s. 100 Absentee - out of ED	174	127	0	12	56	369	8	
s. 101 Absentee - advance	49	19	0	3	8	79	2	
s. 104 Voting in DEO office	351	154	0	30	44	579	3	
s. 106 Voting by mail	80	52	0	4	9	145	4	
Grand totals	15,092	7,180	105	1,301	2,304	25,982	74	40,254
% of valid votes	58.09%	27.63%	0.40%	5.01%	8.87%			

Summary

Valid votes - General and advance	23,460	90.29%	Total valid votes
s. 98 Special	140	0.54%	Total valid votes
s. 99 Absentee - in ED	1,210	4.66%	Total valid votes
s. 100 Absentee - out of ED	369	1.42%	Total valid votes
s. 101 Absentee - advance	79	0.30%	Total valid votes
s. 104 Voting in DEO office	579	2.23%	Total valid votes
s. 106 Voting by mail	145	0.56%	Total valid votes

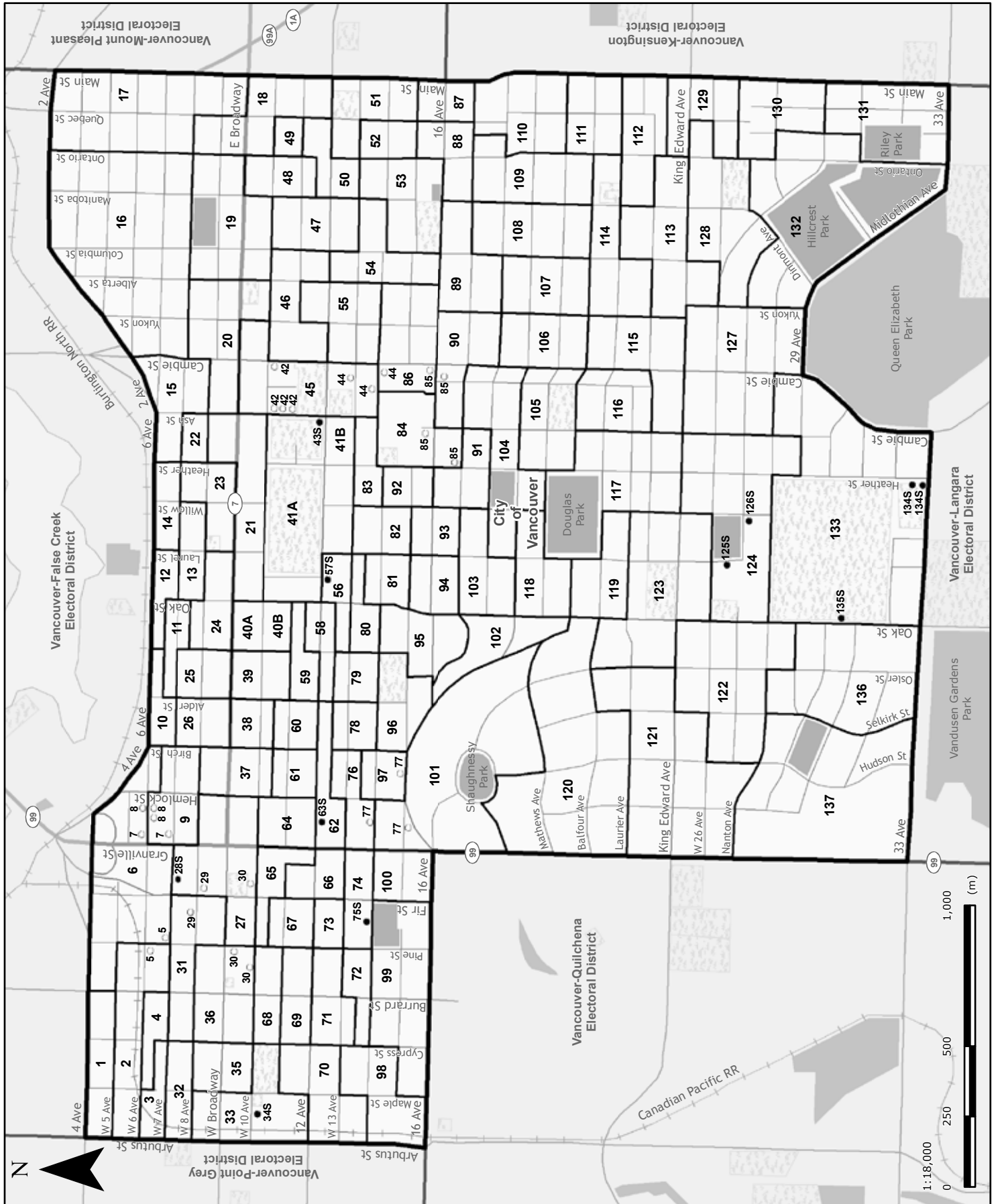
Total valid votes **25,982**

Rejected ballots	74	0.28%	Ballots cast
Registered voters who voted	26,056	64.73%	Registered voters

Registered voters **40,254**

Candidate elected: Gordon Hogg (LIB)

*1 Voting areas 62S, 98S and 134S combined



Vancouver-Fairview (VFA)
Voting results by voting area

Statement of Votes
 40th Provincial General Election
 May 14, 2013

	George Heyman NDP	Margaret MacDiarmid LIB	Matthew Pedley GP	Total valid votes	Rejected ballots	Registered voters
Advance voting						
Fairview Presbyterian Church	1,093	1,227	204	2,524	7	
St. Mary's Ukrainian Catholic Centre	1,211	1,078	181	2,470	10	
Ukrainian Orthodox Auditorium	843	350	126	1,319	2	
General voting						
Voting area						
1	52	33	10	95	0	301
2	65	48	19	132	1	356
3	73	32	5	110	1	293
4	77	51	21	149	0	398
5	37	61	7	105	0	265
6	58	77	20	155	1	426
7	45	90	10	145	0	312
8	26	81	8	115	0	304
9	56	74	21	151	0	361
10	40	69	16	125	1	331
11	38	62	13	113	0	276
12	62	37	15	114	1	296
13	55	70	22	147	0	420
14	72	62	19	153	0	387
15	67	78	20	165	2	431
16	52	27	10	89	0	372
17	75	10	15	100	0	357
18	91	41	23	155	1	408
19	56	18	12	86	0	243
20	48	45	23	116	3	369
21	46	32	13	91	1	272
22	74	71	18	163	0	422
23	86	95	16	197	0	408
24	40	45	16	101	0	268
25	52	50	13	115	0	380
26	37	49	15	101	0	310
27	49	35	14	98	1	370
28S	22	45	7	74	2	88
29	10	23	5	38	2	172
30	22	20	10	52	0	241
31	85	109	19	213	0	478
32	75	41	12	128	1	292
33	81	115	27	223	1	481
34S *1	-	-	-	-	-	33
35	73	47	15	135	2	313
36	54	49	15	118	0	325
37	48	38	13	99	0	338
38	55	29	13	97	0	337
39	41	47	11	99	0	338
40A	50	36	13	99	0	344

Voting area (continued)	George Heyman	Margaret MacDiarmid	Matthew Pedley	Total valid votes	Rejected ballots	Registered voters
	NDP	LIB	GP			
40B	30	6	10	46	1	170
41A	26	47	9	82	0	325
41B	19	34	4	57	3	225
42	36	45	9	90	0	370
43S	33	20	4	57	1	94
44	33	13	3	49	1	291
45	37	34	8	79	0	377
46	36	35	16	87	0	378
47	77	28	13	118	0	370
48	61	54	15	130	1	368
49	75	14	6	95	1	267
50	71	16	18	105	2	345
51	84	34	17	135	1	394
52	110	20	17	147	0	409
53	86	67	14	167	3	315
54	65	58	18	141	0	372
55	63	35	13	111	2	347
56	50	36	8	94	0	262
57S	12	21	0	33	1	127
58	62	38	9	109	0	403
59	58	37	7	102	0	349
60	58	37	11	106	0	361
61	49	61	19	129	2	403
62	76	46	19	141	1	377
63S	41	43	7	91	3	98
64	58	58	16	132	0	446
65	54	37	20	111	0	319
66	59	33	8	100	0	343
67	69	35	18	122	1	337
68	32	54	11	97	0	338
69	42	47	11	100	0	324
70	66	77	12	155	0	396
71	49	45	15	109	0	395
72	42	37	11	90	1	316
73	23	16	11	50	0	300
74	44	29	12	85	1	392
75S *1	-	-	-	-	-	78
76	63	39	22	124	1	393
77	83	56	19	158	2	344
78	68	39	23	130	0	364
79	74	72	16	162	0	381
80	56	48	12	116	0	339
81	64	45	16	125	0	378
82	60	54	14	128	0	382
83	63	38	10	111	0	309
84	57	37	14	108	2	336
85	50	58	9	117	1	396
86	74	49	8	131	0	378
87	80	37	23	140	0	373
88	97	57	26	180	0	402

Vancouver-Fairview (VFA)
Voting results by voting area

Statement of Votes
 40th Provincial General Election
 May 14, 2013

	George Heyman	Margaret MacDiarmid	Matthew Pedley	Total valid votes	Rejected ballots	Registered voters
Voting area (continued)	NDP	LIB	GP			
89	78	77	16	171	2	358
90	71	28	14	113	1	364
91	77	29	23	129	0	352
92	70	66	11	147	0	352
93	45	59	15	119	0	318
94	70	52	22	144	1	381
95	86	75	22	183	1	379
96	82	63	15	160	1	343
97	54	50	18	122	1	327
98	54	67	10	131	0	351
99	51	84	19	154	1	370
100	42	46	15	103	0	390
101	26	66	8	100	0	366
102	54	39	13	106	0	314
103	64	36	12	112	0	304
104	80	78	12	170	0	394
105	81	54	13	148	0	280
106	62	45	19	126	0	307
107	76	73	14	163	0	295
108	76	75	21	172	1	365
109	90	67	22	179	2	373
110	118	100	15	233	1	483
111	66	45	13	124	0	347
112	87	68	13	168	0	337
113	54	96	8	158	0	340
114	45	91	10	146	3	320
115	72	57	12	141	1	367
116	96	62	20	178	2	403
117	48	90	11	149	0	351
118	68	77	15	160	2	353
119	76	81	18	175	0	344
120	25	75	2	102	0	283
121	23	87	11	121	0	306
122	34	90	9	133	0	374
123	48	86	14	148	3	342
124	49	101	12	162	2	370
125S *1	33	26	7	66	0	1
126S *1	-	-	-	-	-	33
127	32	106	7	145	0	371
128	47	113	7	167	0	303
129	106	51	21	178	0	367
130	126	78	20	224	2	458
131	80	90	19	189	1	404
132	64	117	11	192	0	351
133	43	59	10	112	2	332
134S *1	-	-	-	-	-	59
135S	24	31	2	57	2	87
136	29	107	3	139	0	337
137	16	113	7	136	0	320
Sub totals	10,965	9,999	2,347	23,311	104	45,698

	George Heyman	Margaret MacDiarmid	Matthew Pedley	Total valid votes	Rejected ballots	Registered voters
	NDP	LIB	GP			
s. 98 Special	114	94	31	239	3	
s. 99 Absentee - in ED	703	545	216	1,464	18	
s. 100 Absentee - out of ED	353	236	99	688	60	
s. 101 Absentee - advance	160	91	32	283	10	
s. 104 Voting in DEO office	275	288	43	606	20	
s. 106 Voting by mail	79	45	17	141	5	
Grand totals	12,649	11,298	2,785	26,732	220	45,698
% of valid votes	47.32%	42.26%	10.42%			

Summary

Valid votes - General and advance	23,311	87.20%	Total valid votes
s. 98 Special	239	0.89%	Total valid votes
s. 99 Absentee - in ED	1,464	5.48%	Total valid votes
s. 100 Absentee - out of ED	688	2.57%	Total valid votes
s. 101 Absentee - advance	283	1.06%	Total valid votes
s. 104 Voting in DEO office	606	2.27%	Total valid votes
s. 106 Voting by mail	141	0.53%	Total valid votes

Total valid votes **26,732**

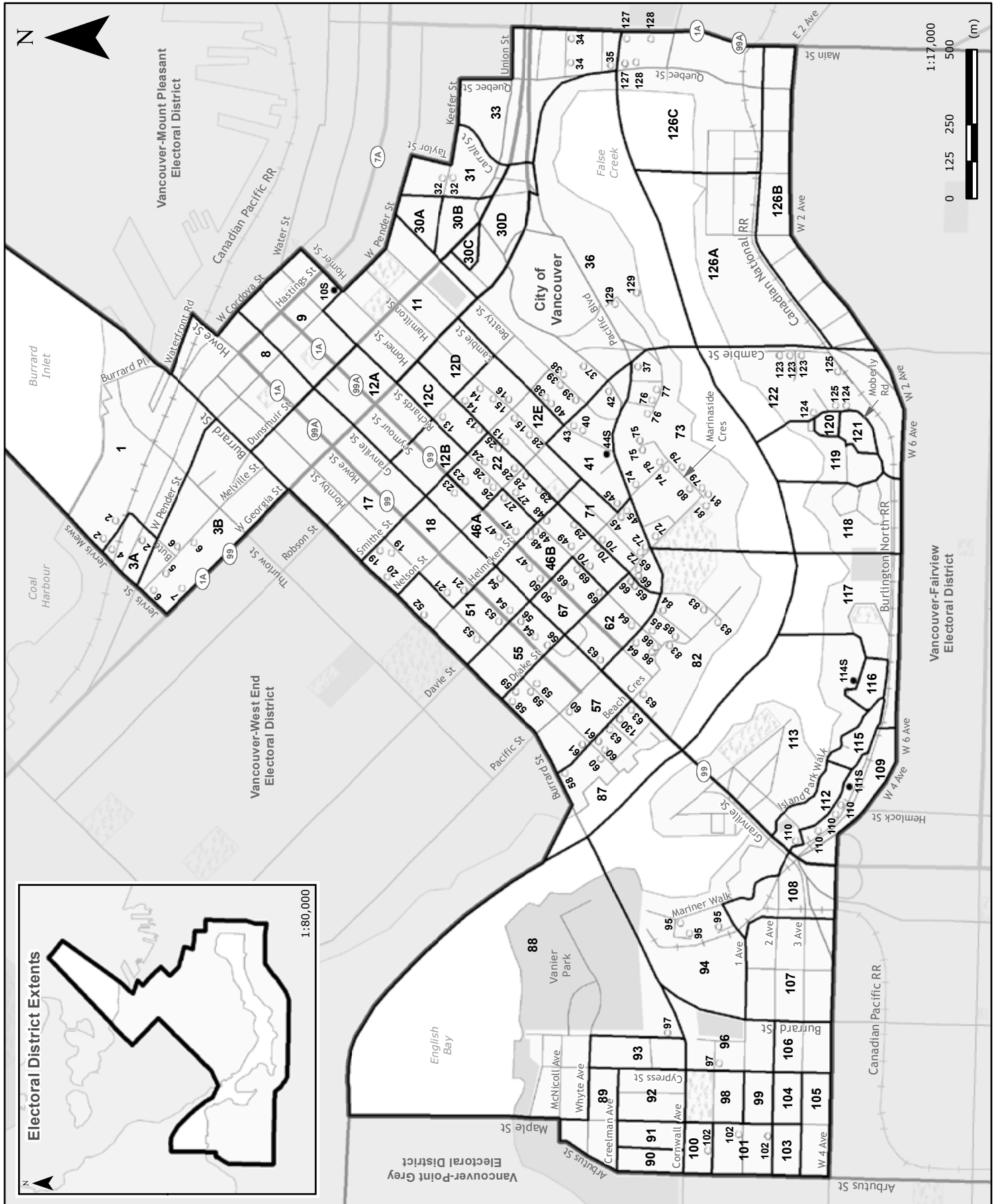
Rejected ballots	220	0.82%	Ballots cast
Registered voters who voted	26,952	58.98%	Registered voters

Registered voters **45,698**

Candidate elected: George Heyman (NDP)

*1 Voting areas 34S, 75S, 125S, 126S and 134S combined

Vancouver-False Creek (VFC)
MAP A - Vancouver-False Creek Electoral District



	James Filippelli YPBC	Sam Sullivan LIB	Matt Toner NDP	Ian James Tootill	Daniel Tseghay GP	Sal Vetro FP	Total valid votes	Rejected ballots	Registered voters
Advance voting									
Creekside Community Centre	2	538	451	10	95	4	1,100	1	
False Creek Co-Op	2	182	382	4	51	2	623	1	
Roundhouse Community Centre	11	1,874	1,021	24	235	15	3,180	6	
General voting									
Voting area									
1	0	123	18	1	4	0	146	0	431
2	0	91	12	2	4	1	110	1	296
3A	1	60	23	2	4	0	90	0	183
3B	0	90	48	1	12	2	153	1	450
4	1	52	63	0	17	0	133	1	292
5	0	54	47	1	17	1	120	0	365
6	1	68	41	1	4	0	115	0	413
7	0	46	15	1	7	0	69	0	273
8	0	58	6	1	0	0	65	0	153
9	0	11	16	0	5	0	32	0	214
10S	0	8	21	0	2	0	31	1	61
11	0	58	37	1	13	0	109	0	329
12A	1	50	22	0	12	0	85	0	339
12B	2	93	47	1	10	0	153	1	516
12C	0	74	30	1	6	0	111	0	373
12D	0	80	57	2	10	0	149	1	409
12E	0	79	38	1	13	0	131	1	424
13	0	64	40	2	10	0	116	1	450
14	0	36	42	1	13	0	92	0	266
15	0	62	38	0	6	0	106	2	428
16	0	36	24	0	7	0	67	0	219
17	0	30	20	0	4	1	55	0	204
18	1	29	22	0	3	0	55	0	240
19	0	57	29	1	11	0	98	1	403
20	1	22	26	0	10	1	60	0	210
21	1	47	45	3	14	0	110	1	334
22	0	61	40	0	6	1	108	0	481
23	0	49	39	2	16	0	106	1	403
24	0	42	23	0	4	0	69	0	241
25	0	35	51	0	8	0	94	0	294
26	0	36	35	2	8	0	81	0	327
27	0	50	28	0	10	0	88	0	335
28	0	64	38	4	10	1	117	0	444
29	1	66	26	1	5	0	99	1	318
30A	0	83	57	2	25	2	169	0	458
30B	0	87	53	2	7	0	149	0	457
30C	0	70	37	3	16	1	127	0	385
30D	0	74	50	0	13	0	137	0	394
31	0	44	32	1	8	1	86	0	278
32	0	61	28	0	13	0	102	1	415

Vancouver-False Creek (VFC)
Voting results by voting area

Statement of Votes
 40th Provincial General Election
 May 14, 2013

Voting area (continued)	James Filippelli	Sam Sullivan	Matt Toner	Ian James Tootill	Daniel Tseghay	Sal Vetro	Total valid votes	Rejected ballots	Registered voters
	YPBC	LIB	NDP		GP	FP			
33	0	74	39	1	16	0	130	0	377
34	0	43	67	0	17	0	127	0	400
35	0	45	23	2	4	0	74	1	236
36	0	55	36	0	5	0	96	2	417
37	1	36	31	0	1	0	69	0	392
38	1	57	42	1	7	1	109	1	471
39	0	32	33	2	7	0	74	1	310
40	0	54	22	2	13	0	91	0	335
41	0	43	31	1	10	4	89	2	299
42	0	33	17	0	4	0	54	1	309
43	0	34	20	0	8	0	62	0	237
44S *2	-	-	-	-	-	-	-	-	51
45	1	48	45	1	11	0	106	0	342
46A	2	44	46	0	9	0	101	0	365
46B	0	81	39	2	12	1	135	1	376
47	0	85	62	4	15	0	166	0	443
48	1	51	72	2	13	0	139	0	315
49	0	36	22	0	14	0	72	0	189
50	0	39	38	1	9	0	87	0	343
51	0	21	28	0	4	0	53	0	159
52	0	33	17	2	5	0	57	0	202
53	0	59	65	1	15	0	140	0	397
54	0	30	37	0	4	0	71	0	283
55	0	62	53	1	13	1	130	0	408
56	1	36	22	2	9	1	71	0	263
57	0	66	23	5	9	0	103	0	343
58	2	21	30	0	3	0	56	0	191
59	0	37	61	0	14	0	112	1	354
60	1	49	24	1	7	0	82	0	302
61	0	64	32	2	7	0	105	0	326
62	0	17	24	1	9	1	52	0	273
63	1	85	42	0	3	2	133	0	407
64	0	57	30	1	12	0	100	0	397
65	0	59	26	2	17	0	104	0	343
66 *1	-	-	-	-	-	-	-	-	171
67 *1	1	51	31	2	8	2	95	2	378
68	0	20	26	1	1	0	48	0	217
69	0	49	41	3	8	0	101	0	355
70	0	65	26	0	7	0	98	1	282
71	0	67	18	0	8	0	93	0	341
72	0	61	31	1	7	0	100	1	334
73	0	88	35	0	9	1	133	3	300
74	0	51	13	1	11	1	77	0	287
75	0	84	34	1	9	2	130	2	440
76	0	76	24	1	6	0	107	0	340
77	0	59	23	0	10	0	92	0	264
78	0	57	13	1	5	1	77	0	212
79	1	64	29	0	5	0	99	0	317
80	2	11	59	1	9	1	83	1	241
81	0	93	11	0	1	0	105	0	285

Vancouver-False Creek (VFC)
Voting results by voting area

Voting area (continued)	James Filippelli	Sam Sullivan	Matt Toner	Ian James Tootill	Daniel Tseghay	Sal Vetro	Total valid votes	Rejected ballots	Registered voters
	YPBC	LIB	NDP		GP	FP			
82	0	66	11	0	2	0	79	0	245
83	0	76	5	0	3	0	84	0	323
84	0	54	17	0	8	0	79	1	265
85	0	88	30	0	8	0	126	0	436
86	0	62	30	2	14	0	108	1	413
87	1	59	35	1	10	1	107	0	369
88	0	70	36	1	7	3	117	0	225
89	2	43	39	2	6	1	93	0	181
90	0	28	27	0	7	0	62	0	163
91	2	21	24	3	10	0	60	0	149
92	3	57	58	5	16	1	140	0	319
93	0	54	47	0	10	0	111	1	265
94	0	78	33	2	13	0	126	1	290
95	1	116	46	3	11	2	179	0	385
96	0	47	37	1	4	0	89	1	190
97	1	38	47	3	12	1	102	0	273
98	0	52	72	0	20	2	146	1	265
99	2	33	60	1	19	0	115	1	232
100	0	26	37	0	8	0	71	0	167
101	1	53	68	2	12	0	136	0	343
102	3	37	71	0	11	0	122	1	247
103	1	48	43	1	6	0	99	1	280
104	1	24	58	1	21	0	105	0	216
105	0	37	52	0	17	0	106	0	269
106	0	57	67	2	12	1	139	0	364
107	0	27	27	2	5	0	61	0	183
108	0	58	69	3	14	2	146	0	322
109	0	38	31	1	13	0	83	0	187
110	1	37	136	6	26	1	207	0	386
111S *2	3	28	16	3	3	1	54	2	54
112	0	47	85	0	13	1	146	0	255
113	0	32	10	1	7	0	50	0	163
114S *2	-	-	-	-	-	-	-	-	23
115	0	26	41	1	5	0	73	0	137
116	0	19	41	2	11	0	73	0	199
117	2	16	48	0	13	0	79	0	254
118	0	25	62	0	6	0	93	0	203
119	0	33	52	0	15	1	101	0	197
120	0	8	32	0	3	0	43	0	151
121	1	41	28	0	14	1	85	0	221
122	0	23	35	0	4	0	62	1	182
123	0	45	27	1	13	2	88	0	296
124	2	58	26	0	4	0	90	0	346
125	0	60	62	1	10	0	133	1	354
126A	2	166	106	1	34	3	312	1	725
126B	1	170	98	3	30	0	302	1	659
126C	1	107	68	1	15	1	193	1	471
127	0	62	38	1	5	0	106	0	319
128	2	74	40	0	12	0	128	0	368
129	0	39	13	0	1	0	53	0	307

**Vancouver-False Creek (VFC)
Voting results by voting area**

Statement of Votes
40th Provincial General Election
May 14, 2013

	James Filippelli	Sam Sullivan	Matt Toner	Ian James Tootill	Daniel Tseghay	Sal Vetro	Total valid votes	Rejected ballots	Registered voters
Voting area (continued)	YPBC	LIB	NDP		GP	FP			
130	1	45	13	0	4	0	63	1	197
Sub totals	74	9,984	7,085	184	1,705	77	19,109	60	43,157
s. 98 Special	0	58	71	2	11	0	142	3	
s. 99 Absentee - in ED	5	567	288	6	104	5	975	4	
s. 100 Absentee - out of ED	1	277	244	4	67	3	596	32	
s. 101 Absentee - advance	0	77	57	2	13	0	149	7	
s. 104 Voting in DEO office	1	203	171	1	24	3	403	9	
s. 106 Voting by mail	0	62	65	0	4	2	133	3	
Grand totals	81	11,228	7,981	199	1,928	90	21,507	118	43,157
% of valid votes	0.37%	52.21%	37.11%	0.93%	8.96%	0.42%			

Summary

Valid votes - General and advance	19,109	88.85%	Total valid votes
s. 98 Special	142	0.66%	Total valid votes
s. 99 Absentee - in ED	975	4.53%	Total valid votes
s. 100 Absentee - out of ED	596	2.77%	Total valid votes
s. 101 Absentee - advance	149	0.69%	Total valid votes
s. 104 Voting in DEO office	403	1.88%	Total valid votes
s. 106 Voting by mail	133	0.62%	Total valid votes

Total valid votes **21,507**

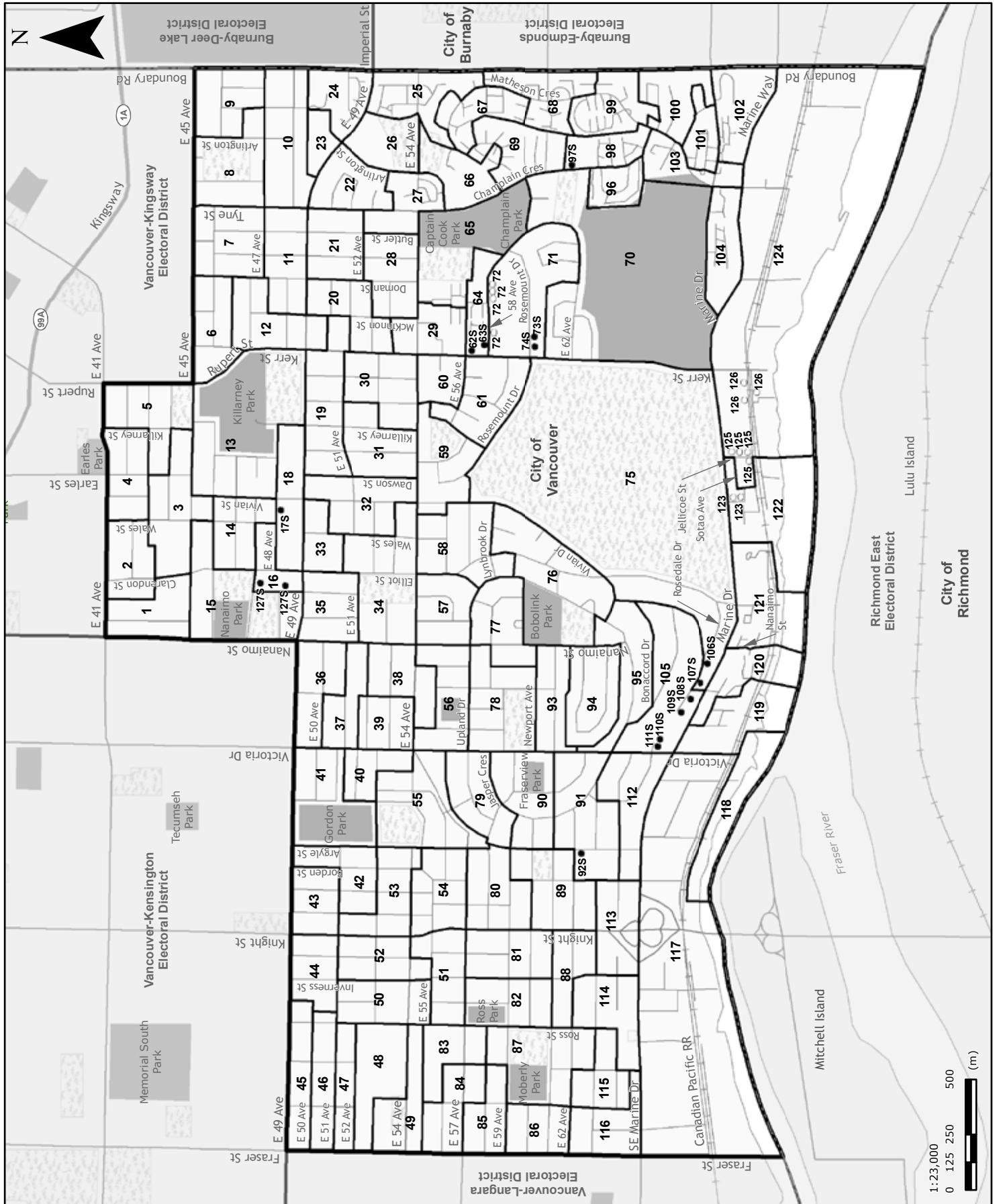
Rejected ballots 118 0.55% Ballots cast
Registered voters who voted 21,625 50.11% Registered voters

Registered voters **43,157**

Candidate elected: Sam Sullivan (LIB)

*1 Voting areas 66 and 67 combined

*2 Voting areas 44S, 111S and 114S combined



Vancouver-Fraserview (VFV)
Voting results by voting area

Statement of Votes
 40th Provincial General Election
 May 14, 2013

	Suzanne Anton	Stuart Mackinnon	Rajiv Pandey	Gabriel Yiu	Total valid votes	Rejected ballots	Registered voters
	LIB	GP	CP	NDP			
Advance voting							
Khalsa Diwan Society	468	31	25	662	1,186	8	
Killarney Community Centre	1,753	189	99	1,460	3,501	27	
General voting							
Voting area							
1	51	7	0	43	101	0	392
2	36	7	0	30	73	0	326
3	80	6	6	71	163	2	439
4	74	7	4	60	145	2	314
5	77	8	4	60	149	1	357
6	60	8	7	39	114	2	372
7	74	6	1	52	133	1	378
8	95	6	5	55	161	0	317
9	90	3	4	62	159	0	393
10	85	3	5	68	161	2	368
11	70	2	2	26	100	0	336
12	63	5	3	43	114	3	385
13	76	5	3	34	118	0	415
14	78	11	3	31	123	1	340
15 *1	84	7	2	66	159	2	350
16 *1	-	-	-	-	-	-	136
17S *2	-	-	-	-	-	-	34
18	43	9	2	36	90	0	291
19	71	3	4	67	145	2	378
20	55	6	0	38	99	1	281
21	50	5	0	51	106	1	343
22	61	7	3	35	106	0	286
23	50	4	4	65	123	0	370
24	35	16	6	83	140	0	347
25	64	20	6	71	161	2	331
26	65	6	4	63	138	5	286
27	63	9	4	65	141	0	310
28	86	9	4	45	144	2	323
29	88	6	1	44	139	1	364
30	55	5	3	48	111	0	374
31	48	6	2	46	102	0	345
32	57	6	8	42	113	0	357
33	43	5	7	39	94	0	265
34	91	6	11	50	158	0	364
35	68	12	6	66	152	0	372
36	73	4	4	47	128	1	398
37	73	5	4	32	114	0	335
38	62	4	3	51	120	8	368
39	75	8	3	51	137	0	308
40	56	1	3	46	106	0	318

Voting area (continued)	Suzanne Anton	Stuart Mackinnon	Rajiv Pandey	Gabriel Yiu	Total valid votes	Rejected ballots	Registered voters
	LIB	GP	CP	NDP			
41	45	9	3	40	97	0	302
42	81	4	3	68	156	1	384
43	47	3	3	37	90	0	319
44	63	2	1	42	108	1	358
45	64	3	2	68	137	2	367
46	52	3	0	38	93	2	292
47	38	7	2	73	120	0	339
48	72	4	3	77	156	0	361
49	65	14	3	98	180	0	356
50	54	7	8	107	176	2	376
51	44	3	1	55	103	0	362
52	45	5	1	38	89	5	340
53	49	1	1	45	96	1	374
54	43	3	6	52	104	0	361
55	58	5	1	57	121	0	338
56	80	2	1	47	130	1	377
57	74	11	6	45	136	0	368
58	86	8	6	65	165	4	389
59	83	11	1	68	163	1	351
60	34	11	6	77	128	1	347
61	80	4	4	52	140	1	346
62S *2	39	4	12	28	83	1	49
63S *2	-	-	-	-	-	-	58
64	26	11	4	72	113	3	280
65	77	2	8	31	118	0	292
66	30	12	4	108	154	3	362
67	57	10	4	85	156	0	348
68	51	13	3	63	130	0	307
69	65	16	11	103	195	1	413
70	96	5	6	35	142	2	344
71	91	16	4	49	160	0	341
72	63	8	3	49	123	0	384
73S *3	-	-	-	-	-	-	41
74S *3	-	-	-	-	-	-	28
75	108	13	3	49	173	1	377
76	114	9	11	50	184	1	363
77	83	3	2	29	117	0	328
78	74	0	0	70	144	1	346
79	88	8	1	46	143	2	347
80	40	6	5	49	100	0	339
81	67	2	4	89	162	1	407
82	48	7	5	73	133	0	341
83	49	3	7	72	131	1	377
84	54	3	1	76	134	1	415
85	43	5	3	84	135	0	327
86	20	3	3	42	68	1	388
87	46	7	4	67	124	2	418
88	44	1	3	57	105	0	324
89	64	2	7	34	107	1	367
90	86	5	3	58	152	1	347

Vancouver-Fraserview (VFV)
Voting results by voting area

Statement of Votes
 40th Provincial General Election
 May 14, 2013

	Suzanne Anton	Stuart Mackinnon	Rajiv Pandey	Gabriel Yiu	Total valid votes	Rejected ballots	Registered voters
Voting area (continued)	LIB	GP	CP	NDP			
91	104	5	4	42	155	3	444
92S	26	3	4	15	48	0	79
93	51	8	6	71	136	1	327
94	96	7	4	31	138	2	355
95	74	4	3	43	124	1	366
96	50	21	1	94	166	1	362
97S *3	32	2	6	23	63	1	70
98	25	15	7	91	138	0	245
99	51	18	2	72	143	2	311
100	38	20	5	99	162	1	304
101	28	3	4	85	120	0	308
102	32	11	1	46	90	0	311
103	41	12	0	79	132	0	318
104	44	13	2	35	94	0	367
105	83	4	8	64	159	3	427
106S *4	18	4	3	20	45	0	35
107S *4	-	-	-	-	-	-	5
108S *4	-	-	-	-	-	-	30
109S *4	-	-	-	-	-	-	22
110S *4	-	-	-	-	-	-	67
111S	35	10	4	15	64	6	76
112	50	4	2	34	90	1	310
113	49	5	4	49	107	1	293
114	36	4	2	105	147	1	413
115	44	1	10	80	135	2	356
116	22	3	2	63	90	0	365
117	42	11	5	49	107	0	357
118	52	9	3	53	117	1	367
119	33	11	6	41	91	0	320
120	22	13	5	56	96	0	284
121	69	11	4	68	152	0	368
122	50	12	3	39	104	0	325
123	36	7	2	24	69	0	261
124	56	13	6	46	121	0	473
125	21	9	0	36	66	0	219
126	40	9	1	27	77	0	332
127S	51	4	11	26	92	0	146
Sub totals	9,127	1,053	578	8,581	19,339	146	39,849
s. 98 Special	61	12	3	52	128	5	
s. 99 Absentee - in ED	590	98	36	636	1,360	30	
s. 100 Absentee - out of ED	182	39	19	224	464	59	
s. 101 Absentee - advance	51	9	5	59	124	5	
s. 104 Voting in DEO office	79	16	6	72	173	4	
s. 106 Voting by mail	28	3	6	24	61	2	
Grand totals	10,118	1,230	653	9,648	21,649	251	39,849
% of valid votes	46.74%	5.68%	3.02%	44.56%			

Summary

Valid votes - General and advance	19,339	89.33%	Total valid votes
s. 98 Special	128	0.59%	Total valid votes
s. 99 Absentee - in ED	1,360	6.28%	Total valid votes
s. 100 Absentee - out of ED	464	2.15%	Total valid votes
s. 101 Absentee - advance	124	0.57%	Total valid votes
s. 104 Voting in DEO office	173	0.80%	Total valid votes
s. 106 Voting by mail	61	0.28%	Total valid votes

Total valid votes **21,649**

Rejected ballots	251	1.15%	Ballots cast
Registered voters who voted	21,900	54.96%	Registered voters

Registered voters **39,849**

Candidate elected: **Suzanne Anton (LIB)**

*1 Voting areas 15 and 16 combined

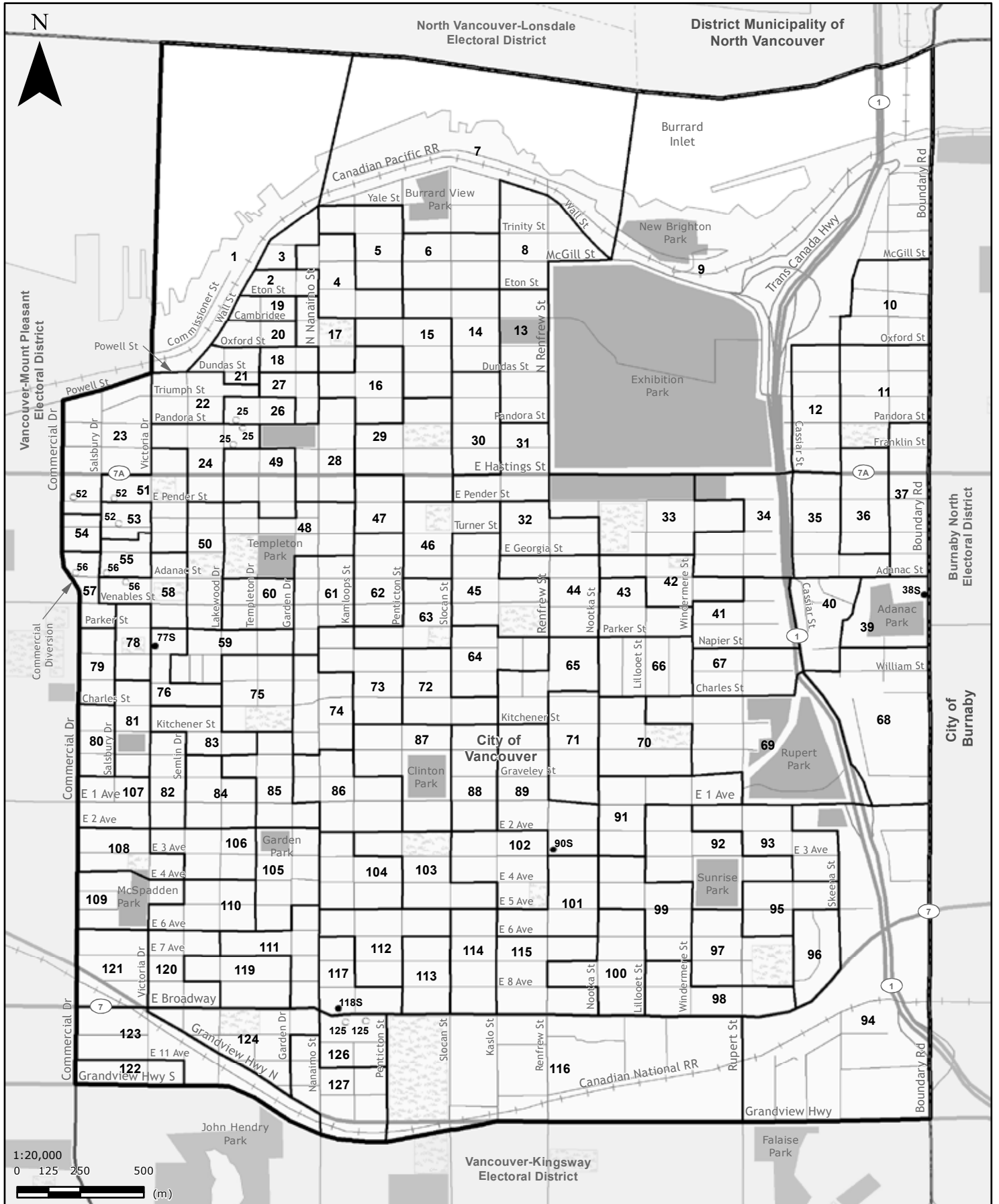
*2 Voting areas 17S, 62S and 63S combined

*3 Voting areas 73S, 74S and 97S combined

*4 Voting areas 106S, 107S, 108S, 109S and 110S combined

Vancouver-Hastings (VHA)
MAP A - Vancouver-Hastings Electoral District

Statement of Votes
 40th Provincial General Election
 May 14, 2013



	Fatima Siddiqui	Shane Simpson	Brennan Wauters	Carrol B. Woolsey	Total valid votes	Rejected ballots	Registered voters
	LIB	NDP	GP	SC			
Advance voting							
Broadway Church	348	757	101	18	1,224	4	
Thunderbird Community Centre	153	310	34	12	509	4	
Ward Memorial Baptist Church	224	1,030	156	15	1,425	13	
General voting							
Voting area							
1	23	47	14	2	86	0	306
2	22	80	29	1	132	0	371
3	24	109	23	4	160	1	336
4	34	104	19	2	159	1	347
5	39	80	15	2	136	3	331
6	20	102	11	1	134	2	332
7	40	109	25	4	178	0	377
8	36	87	15	2	140	1	370
9	44	38	12	4	98	0	181
10	55	57	19	3	134	0	295
11	76	87	24	7	194	2	345
12	59	91	9	3	162	4	348
13	49	81	14	1	145	0	339
14	29	108	24	5	166	1	351
15	43	103	24	3	173	2	370
16	36	62	10	3	111	0	344
17	10	92	10	4	116	1	332
18	17	60	18	0	95	2	263
19	11	91	11	0	113	0	289
20	11	51	20	0	82	0	296
21	19	53	2	1	75	0	293
22	13	63	19	2	97	1	326
23	8	69	8	0	85	0	253
24	20	55	13	1	89	1	300
25	7	41	7	1	56	0	183
26	13	65	11	1	90	1	277
27	16	54	7	3	80	0	283
28	25	73	4	1	103	3	318
29	55	92	23	6	176	2	365
30	42	86	21	4	153	1	350
31	52	55	10	3	120	1	332
32	26	90	12	0	128	2	299
33	63	82	10	0	155	0	332
34	41	60	12	3	116	3	314
35	70	77	14	2	163	5	455
36	52	67	13	5	137	0	304
37	44	66	8	2	120	0	364
38S	11	16	4	1	32	0	47
39	26	88	10	2	126	2	327
40	39	71	6	1	117	1	333

Vancouver-Hastings (VHA)
Voting results by voting area

Statement of Votes
 40th Provincial General Election
 May 14, 2013

Voting area (continued)	Fatima Siddiqui	Shane Simpson	Brennan Wauters	Carrol B. Woolsey	Total valid votes	Rejected ballots	Registered voters
	LIB	NDP	GP	SC			
41	54	47	8	1	110	0	398
42	59	74	8	3	144	5	345
43	48	50	11	5	114	0	333
44	52	80	8	2	142	0	368
45	62	96	13	0	171	4	408
46	39	52	9	2	102	0	317
47	17	44	16	1	78	1	298
48	32	92	10	2	136	0	353
49	32	77	21	2	132	0	428
50	22	76	31	0	129	1	310
51	16	98	18	0	132	0	296
52	16	85	9	0	110	0	248
53	12	62	18	1	93	1	310
54	17	105	27	0	149	1	333
55	21	101	17	1	140	1	360
56	23	57	10	1	91	5	275
57	18	96	33	4	151	3	337
58	20	98	21	0	139	3	301
59	21	80	14	1	116	0	345
60	39	74	20	1	134	0	311
61	44	75	14	1	134	1	361
62	33	62	5	2	102	1	343
63	71	79	9	5	164	1	331
64	50	86	16	7	159	2	343
65	57	59	13	4	133	3	321
66	87	67	7	8	169	2	371
67	59	51	6	1	117	2	330
68	21	31	6	0	58	1	366
69	88	60	14	7	169	4	378
70	61	48	11	9	129	3	313
71	74	62	15	6	157	0	361
72	59	75	12	2	148	2	336
73	43	96	10	2	151	1	350
74	51	43	11	1	106	2	318
75	35	93	23	5	156	0	315
76	25	112	16	0	153	0	342
77S *1	14	27	6	8	55	1	45
78	11	95	13	2	121	0	305
79	14	60	34	1	109	0	273
80	12	58	11	1	82	0	215
81	9	72	13	0	94	1	284
82	20	92	15	1	128	0	347
83	37	100	27	1	165	1	333
84	38	83	25	0	146	3	354
85	43	101	26	5	175	2	396
86	40	90	7	8	145	1	343
87	64	81	11	5	161	2	351
88	72	62	6	8	148	1	331
89	44	68	13	5	130	2	406
90S *1	-	-	-	-	-	-	24

Voting area (continued)	Fatima Siddiqui	Shane Simpson	Brennan Wauters	Carrol B. Woolsey	Total valid votes	Rejected ballots	Registered voters
	LIB	NDP	GP	SC			
91	42	39	9	2	92	0	366
92	57	53	7	1	118	1	387
93	44	74	5	0	123	0	385
94	5	20	4	0	29	0	102
95	45	50	8	6	109	1	399
96	6	70	9	4	89	1	309
97	46	68	8	5	127	1	347
98	48	32	5	3	88	0	346
99	67	58	3	1	129	0	357
100	41	65	4	0	110	0	399
101	56	51	9	2	118	1	339
102	62	53	7	4	126	1	302
103	53	64	15	4	136	1	323
104	55	73	6	7	141	1	357
105	42	84	13	1	140	2	324
106	36	93	42	2	173	2	382
107	15	68	23	1	107	1	316
108	25	114	27	2	168	0	345
109	25	134	24	2	185	0	340
110	36	87	19	0	142	0	295
111	32	58	22	3	115	0	320
112	60	56	21	6	143	2	407
113	47	97	9	3	156	1	377
114	63	56	7	5	131	0	341
115	49	55	5	1	110	1	380
116	26	35	1	1	63	1	171
117	46	57	5	0	108	2	294
118S *1	-	-	-	-	-	-	29
119	41	95	17	1	154	0	361
120	34	91	20	4	149	0	352
121	22	101	25	0	148	1	314
122	18	82	26	0	126	1	333
123	11	90	22	1	124	0	325
124	51	89	12	1	153	2	346
125	38	41	3	1	83	2	266
126	44	48	16	3	111	0	348
127	35	46	7	1	89	0	329
Sub totals	5,364	11,138	2,033	345	18,880	154	40,751
s. 98 Special	15	78	8	0	101	0	
s. 99 Absentee - in ED	360	801	192	21	1,374	12	
s. 100 Absentee - out of ED	110	428	99	7	644	32	
s. 101 Absentee - advance	44	156	26	0	226	4	
s. 104 Voting in DEO office	35	130	16	1	182	4	
s. 106 Voting by mail	8	51	12	0	71	0	
Grand totals	5,936	12,782	2,386	374	21,478	206	40,751
% of valid votes	27.64%	59.51%	11.11%	1.74%			

Vancouver-Hastings (VHA)
Voting results by voting area

Summary

Valid votes - General and advance	18,880	87.90%	Total valid votes
s. 98 Special	101	0.47%	Total valid votes
s. 99 Absentee - in ED	1,374	6.40%	Total valid votes
s. 100 Absentee - out of ED	644	3.00%	Total valid votes
s. 101 Absentee - advance	226	1.05%	Total valid votes
s. 104 Voting in DEO office	182	0.85%	Total valid votes
s. 106 Voting by mail	71	0.33%	Total valid votes

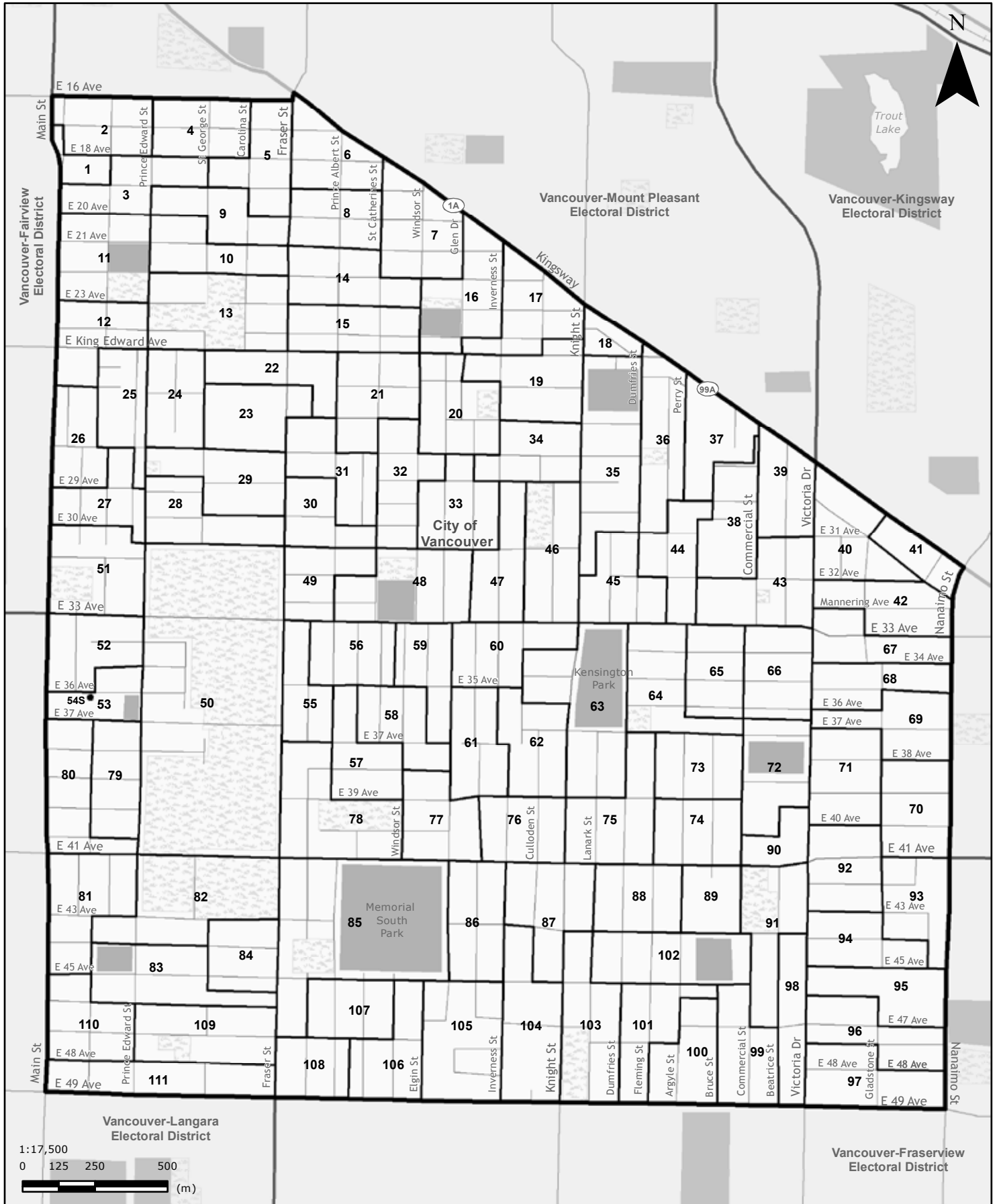
Total valid votes **21,478**

Rejected ballots	206	0.95%	Ballots cast
Registered voters who voted	21,684	53.21%	Registered voters

Registered voters **40,751**

Candidate elected: **Shane Simpson (NDP)**

*1 Voting areas 77S, 90S and 118S combined



Vancouver-Kensington (VKE)
Voting results by voting area

Statement of Votes
 40th Provincial General Election
 May 14, 2013

	Mable Elmore	Chris Fjell	Raj Gupta	Gabby Kalaw	Total valid votes	Rejected ballots	Registered voters
	NDP	GP	CP	LIB			
Advance voting							
Glad Tidings Church	1,625	193	73	968	2,859	21	
General voting							
Voting area							
1	53	14	0	45	112	0	303
2	74	17	3	26	120	1	321
3	77	23	1	41	142	0	362
4	80	19	1	37	137	0	373
5	77	13	5	48	143	3	434
6	73	9	1	38	121	0	375
7	66	16	1	56	139	2	355
8	58	19	1	70	148	1	382
9	55	8	1	60	124	0	316
10	81	13	1	70	165	3	348
11	89	15	5	58	167	0	341
12	112	19	1	55	187	1	364
13	84	17	1	38	140	0	319
14	94	19	7	48	168	1	344
15	99	19	2	45	165	0	347
16	119	14	2	39	174	0	321
17	106	26	0	48	180	1	336
18	83	5	2	42	132	0	463
19	55	12	3	67	137	6	364
20	88	17	4	55	164	1	407
21	67	9	0	25	101	0	364
22	78	5	0	49	132	1	349
23	81	8	1	51	141	0	339
24	96	16	6	64	182	1	355
25	106	21	6	37	170	2	310
26	64	20	1	34	119	0	257
27	95	12	3	33	143	0	283
28	112	23	6	52	193	1	375
29	84	11	10	52	157	0	374
30	113	33	5	73	224	1	504
31	83	14	2	50	149	0	350
32	112	18	6	60	196	3	339
33	64	13	8	59	144	0	370
34	80	13	5	84	182	0	324
35	73	12	2	56	143	1	435
36	54	12	7	32	105	2	361
37	46	5	2	29	82	0	310
38	78	4	2	65	149	4	400
39	69	12	2	61	144	1	327
40	61	15	6	61	143	2	358
41	27	11	2	31	71	1	261
42	66	14	0	66	146	1	392
43	70	6	7	79	162	1	339
44	57	6	5	41	109	0	311
45	35	8	0	56	99	0	278

Voting area (continued)	Mable Elmore	Chris Fjell	Raj Gupta	Gabby Kalaw	Total valid votes	Rejected ballots	Registered voters
	NDP	GP	CP	LIB			
46	81	12	1	65	159	4	361
47	81	11	1	71	164	1	365
48	100	14	3	63	180	3	381
49	84	11	5	46	146	1	305
50	108	23	2	52	185	2	335
51	117	19	3	73	212	3	400
52	83	22	4	62	171	2	393
53	95	17	4	65	181	3	352
54S	8	1	8	11	28	7	103
55	95	11	2	39	147	1	338
56	82	20	12	47	161	1	354
57	109	9	5	69	192	6	346
58	106	15	9	67	197	4	341
59	62	8	2	47	119	0	328
60	47	7	1	44	99	0	339
61	62	3	3	39	107	1	318
62	53	16	1	61	131	0	391
63	102	9	3	72	186	2	391
64	72	12	4	94	182	5	392
65	77	4	4	79	164	2	378
66	52	6	2	58	118	0	325
67	38	9	5	74	126	0	337
68	42	9	6	52	109	1	354
69	51	4	3	35	93	0	315
70	48	2	3	63	116	1	315
71	61	6	5	67	139	1	340
72	64	7	2	57	130	3	357
73	69	6	1	77	153	1	336
74	56	5	3	81	145	1	355
75	76	4	6	83	169	1	398
76	77	9	9	62	157	1	370
77	92	10	8	89	199	3	388
78	95	14	7	49	165	4	391
79	73	7	3	32	115	0	279
80	81	8	5	48	142	0	369
81	69	14	9	67	159	2	347
82	101	20	5	49	175	1	356
83	100	11	6	68	185	1	378
84	84	12	3	36	135	1	315
85	79	10	5	51	145	0	341
86	56	9	4	75	144	0	377
87	55	3	1	45	104	2	327
88	47	2	5	46	100	2	339
89	47	8	14	64	133	2	280
90	53	4	1	46	104	2	347
91	47	2	1	65	115	1	285
92	38	2	1	99	140	0	345
93	61	2	4	47	114	2	353
94	47	8	12	59	126	0	342
95	57	6	9	99	171	2	382

Vancouver-Kensington (VKE)
Voting results by voting area

Statement of Votes
 40th Provincial General Election
 May 14, 2013

Voting area (continued)	Mable Elmore	Chris Fjell	Raj Gupta	Gabby Kalaw	Total valid votes	Rejected ballots	Registered voters
	NDP	GP	CP	LIB			
96	27	2	0	96	125	0	349
97	24	5	1	88	118	3	346
98	63	3	6	58	130	2	367
99	45	6	15	78	144	0	403
100	50	5	7	89	151	1	375
101	72	6	5	75	158	2	349
102	47	8	5	88	148	1	368
103	53	7	5	101	166	3	357
104	49	5	1	18	73	0	302
105	38	2	10	85	135	2	384
106	74	6	5	63	148	2	357
107	75	6	2	49	132	1	315
108	62	13	10	40	125	0	289
109	74	16	7	55	152	0	367
110	78	7	2	53	140	0	372
111	83	5	3	27	118	1	361
Sub totals	9,573	1,393	518	7,326	18,810	164	38,755
s. 98 Special	75	7	4	27	113	9	
s. 99 Absentee - in ED	437	76	27	277	817	12	
s. 100 Absentee - out of ED	341	62	14	169	586	58	
s. 101 Absentee - advance	113	17	3	90	223	8	
s. 104 Voting in DEO office	110	16	4	55	185	2	
s. 106 Voting by mail	38	7	2	21	68	1	
Grand totals	10,687	1,578	572	7,965	20,802	254	38,755
% of valid votes	51.37%	7.59%	2.75%	38.29%			

Summary

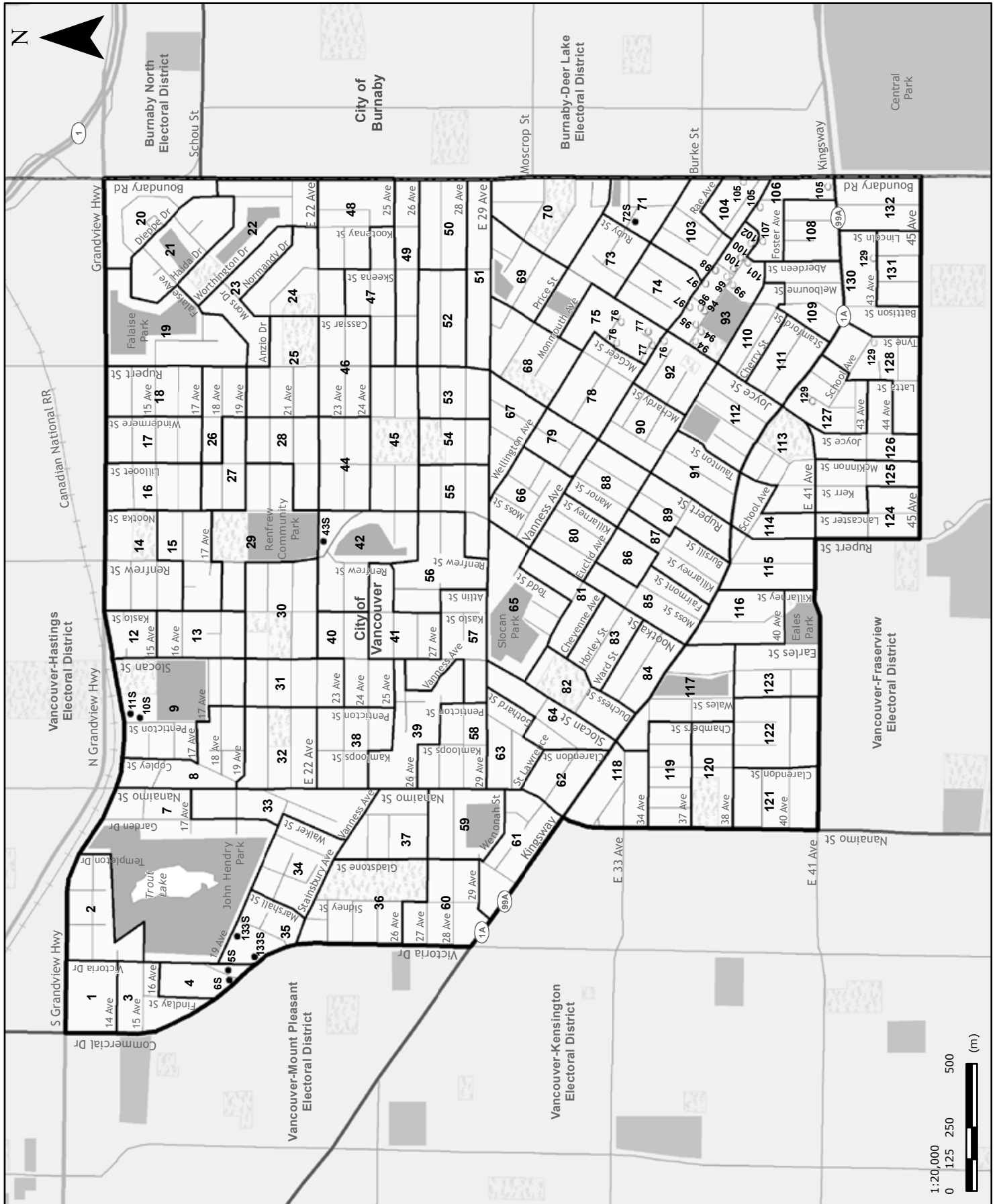
Valid votes - General and advance	18,810	90.42%	Total valid votes
s. 98 Special	113	0.54%	Total valid votes
s. 99 Absentee - in ED	817	3.93%	Total valid votes
s. 100 Absentee - out of ED	586	2.82%	Total valid votes
s. 101 Absentee - advance	223	1.07%	Total valid votes
s. 104 Voting in DEO office	185	0.89%	Total valid votes
s. 106 Voting by mail	68	0.33%	Total valid votes

Total valid votes **20,802**

Rejected ballots	254	1.21%	Ballots cast
Registered voters who voted	21,056	54.33%	Registered voters

Registered voters **38,755**

Candidate elected: **Mable Elmore (NDP)**



Vancouver-Kingsway (VKI)
Voting results by voting area

Statement of Votes
 40th Provincial General Election
 May 14, 2013

	Gurjit Dhillon	Adrian Dix	Gregory Dale Esau	Total valid votes	Rejected ballots	Registered voters
	LIB	NDP	GP			
Advance voting						
Renfrew Park Community Centre	911	1,484	141	2,536	23	
Trout Lake Community Centre	221	657	97	975	3	
General voting						
Voting area						
1	17	41	13	71	0	338
2	28	31	14	73	2	359
3	20	32	9	61	0	285
4	11	36	7	54	0	192
5S *1	33	66	11	110	0	11
6S *1	-	-	-	-	-	28
7	17	44	10	71	2	306
8	69	74	19	162	3	380
9	35	57	11	103	1	260
10S *2	10	15	2	27	2	27
11S *1	-	-	-	-	-	89
12	16	131	5	152	0	331
13	61	50	7	118	3	267
14	37	58	11	106	0	336
15	47	47	8	102	0	316
16	34	35	6	75	0	245
17	30	60	8	98	2	319
18	36	40	8	84	0	313
19	56	57	11	124	4	338
20	46	44	4	94	1	276
21	41	53	10	104	2	288
22	59	65	6	130	1	335
23	47	56	2	105	0	280
24	50	69	6	125	2	321
25	46	48	6	100	1	258
26	23	22	2	47	2	246
27	38	28	12	78	2	273
28	29	34	6	69	1	333
29	30	14	5	49	2	271
30	33	52	7	92	0	303
31	59	77	8	144	1	308
32	73	77	12	162	2	347
33	36	58	9	103	0	273
34	23	83	15	121	1	311
35	9	25	9	43	2	203
36	35	75	21	131	2	349
37	51	93	16	160	1	367
38	61	79	12	152	2	346
39	20	42	5	67	2	335
40	54	55	4	113	1	288

Voting area (continued)	Gurjit Dhillon	Adrian Dix	Gregory Dale Esau	Total valid votes	Rejected ballots	Registered voters
	LIB	NDP	GP			
41	42	49	6	97	0	340
42	44	50	5	99	1	336
43S *2	-	-	-	-	-	52
44	59	68	14	141	0	358
45	69	51	9	129	2	370
46	82	50	8	140	0	312
47	49	70	4	123	1	335
48	51	68	7	126	2	329
49	41	76	4	121	1	313
50	56	34	4	94	1	286
51	40	43	12	95	2	314
52	60	55	11	126	1	378
53	60	48	11	119	0	287
54	26	25	4	55	1	147
55	53	65	5	123	1	393
56	49	45	8	102	0	286
57	45	40	7	92	1	308
58	40	66	5	111	0	383
59	44	45	9	98	0	246
60	56	83	12	151	0	362
61	39	64	7	110	3	394
62	48	48	12	108	1	291
63	40	62	7	109	0	303
64	39	113	7	159	0	346
65	51	76	10	137	0	308
66	36	66	5	107	1	301
67	42	51	9	102	2	227
68	44	67	10	121	1	292
69	33	72	8	113	1	301
70	58	109	9	176	1	347
71	20	93	3	116	0	293
72S *1	-	-	-	-	-	9
73	25	91	8	124	1	338
74	20	83	1	104	2	278
75	44	62	3	109	1	287
76	13	38	3	54	0	238
77	18	45	9	72	2	324
78	48	85	8	141	3	365
79	21	49	3	73	1	213
80	36	54	6	96	0	308
81	38	62	10	110	1	243
82	54	42	12	108	0	306
83	50	48	4	102	1	284
84	29	50	9	88	1	243
85	35	60	9	104	4	260
86	29	66	4	99	1	286
87	42	56	10	108	5	343
88	25	67	10	102	1	332
89	35	51	4	90	3	351
90	36	85	11	132	0	355

Vancouver-Kingsway (VKI)
Voting results by voting area

Statement of Votes
 40th Provincial General Election
 May 14, 2013

Voting area (continued)	Gurjit Dhillon	Adrian Dix	Gregory Dale Esau	Total valid votes	Rejected ballots	Registered voters
	LIB	NDP	GP			
91	32	71	6	109	1	351
92	15	53	3	71	1	301
93	30	110	8	148	0	337
94	24	73	8	105	0	274
95	13	18	4	35	1	176
96	54	47	3	104	5	264
97	22	46	7	75	0	202
98	12	36	5	53	0	221
99	28	40	4	72	0	246
100	40	50	5	95	1	278
101	26	24	3	53	0	208
102	29	31	9	69	0	246
103	36	67	9	112	4	309
104	28	56	4	88	0	284
105	20	29	6	55	1	278
106	15	24	3	42	1	204
107	16	17	3	36	1	249
108	30	44	1	75	0	256
109	30	72	8	110	1	310
110	42	105	2	149	0	308
111	20	75	4	99	0	304
112	35	91	6	132	2	347
113	45	79	12	136	2	292
114	40	83	7	130	1	300
115	43	29	5	77	2	299
116	31	64	9	104	0	343
117	44	51	5	100	4	295
118	45	58	4	107	1	322
119	68	64	5	137	3	312
120	53	52	4	109	2	222
121	69	49	4	122	3	283
122	77	66	6	149	2	383
123	67	49	7	123	2	290
124	41	45	7	93	0	339
125	49	48	13	110	0	308
126	58	63	8	129	0	334
127	26	39	3	68	1	267
128	62	44	5	111	1	247
129	15	86	6	107	0	291
130	26	36	9	71	2	249
131	16	31	3	50	1	192
132	52	31	8	91	0	354
133S *1	-	-	-	-	-	119
Sub totals	6,090	9,356	1,172	16,618	170	37,946

	Gurjit Dhillon	Adrian Dix	Gregory Dale Esau	Total valid votes	Rejected ballots	Registered voters
	LIB	NDP	GP			
s. 98 Special	14	63	6	83	7	
s. 99 Absentee - in ED	212	395	72	679	16	
s. 100 Absentee - out of ED	158	297	50	505	41	
s. 101 Absentee - advance	66	119	12	197	4	
s. 104 Voting in DEO office	45	142	12	199	4	
s. 106 Voting by mail	15	37	3	55	2	
Grand totals	6,600	10,409	1,327	18,336	244	37,946
% of valid votes	35.99%	56.77%	7.24%			

Summary

Valid votes - General and advance	16,618	90.63%	Total valid votes
s. 98 Special	83	0.46%	Total valid votes
s. 99 Absentee - in ED	679	3.70%	Total valid votes
s. 100 Absentee - out of ED	505	2.75%	Total valid votes
s. 101 Absentee - advance	197	1.07%	Total valid votes
s. 104 Voting in DEO office	199	1.08%	Total valid votes
s. 106 Voting by mail	55	0.31%	Total valid votes

Total valid votes 18,336

Rejected ballots	244	1.31%	Ballots cast
Registered voters who voted	18,580	48.96%	Registered voters

Registered voters 37,946

Candidate elected: Adrian Dix (NDP)

*1 Voting areas 5S, 6S, 11S, 72S and 133S combined

*2 Voting areas 10S and 43S combined

	Gurjinder Bains	George Chow	Espavo Sozo	Moira Stilwell	Regan-Heng Zhang	Total valid votes	Rejected ballots	Registered voters
	CP	NDP	PLAT	LIB	GP			
Advance voting								
Langara College	21	349	1	649	50	1,070	5	
Marpole Place for Seniors	60	719	3	842	94	1,718	10	
Sunset Community Centre	46	752	3	759	46	1,606	17	
General voting								
Voting area								
1	0	23	0	98	4	125	2	360
2	0	14	0	67	0	81	0	227
3	4	17	1	118	5	145	0	371
4	4	20	1	82	8	115	0	317
5S	5	13	0	14	0	32	0	156
6S *1	14	22	0	39	3	78	0	39
7	5	30	0	76	8	119	0	354
8	0	18	0	86	3	107	1	343
9	3	20	0	91	3	117	1	345
10S *1	-	-	-	-	-	-	-	25
11	4	26	0	57	7	94	0	269
12	2	38	0	21	6	67	0	174
13	6	68	2	67	10	153	2	388
14	4	60	1	99	15	179	3	414
15	2	41	0	77	6	126	0	371
16	2	56	1	48	4	111	2	356
17	8	57	0	97	11	173	2	395
18	3	51	1	78	7	140	1	297
19	8	73	0	118	10	209	3	391
20	6	68	0	71	10	155	0	372
21	3	40	1	97	7	148	2	342
22	0	46	0	55	2	103	3	388
23	7	34	0	61	9	111	0	297
24	4	13	0	64	4	85	0	271
25	11	32	0	60	5	108	0	328
26	9	37	1	58	4	109	0	330
27	6	48	0	42	6	102	0	273
28	4	29	0	121	7	161	0	381
29	1	25	0	95	4	125	1	310
30	6	29	0	113	9	157	0	412
31	4	12	0	123	4	143	0	367
32	3	12	0	92	3	110	0	309
33	3	13	0	63	0	79	0	301
34	0	19	2	80	4	105	0	349
35	1	25	1	115	1	143	1	369
36	4	25	1	68	4	102	0	332
37	4	17	0	78	2	101	2	336
38	2	26	0	46	11	85	1	278
39	4	25	0	43	4	76	0	295
40	5	32	0	70	13	120	0	366

Vancouver-Langara (VLA)
Voting results by voting area

Statement of Votes
 40th Provincial General Election
 May 14, 2013

Voting area (continued)	Gurjinder Bains	George Chow	Espavo Sozo	Moira Stilwell	Regan-Heng Zhang	Total valid votes	Rejected ballots	Registered voters
	CP	NDP	PLAT	LIB	GP			
41	3	26	0	48	8	85	0	367
42	4	44	0	61	8	117	1	376
43	2	38	0	61	3	104	1	330
44	3	35	0	43	3	84	0	371
45	3	67	0	43	2	115	1	390
46	4	79	0	28	1	112	1	313
47	1	91	0	62	5	159	2	365
48	2	90	0	61	10	163	0	359
49	4	76	0	41	1	122	1	306
50	5	72	0	60	9	146	0	343
51	5	74	0	55	6	140	1	399
52	6	60	1	38	1	106	1	351
53	5	46	1	70	6	128	1	332
54	4	56	0	63	2	125	0	373
55	3	52	0	39	1	95	1	282
56	1	102	2	45	4	154	2	377
57	7	74	0	74	3	158	1	371
58	2	63	0	74	4	143	2	402
59	4	59	0	116	4	183	4	405
60	4	25	0	65	8	102	0	359
61S *1	-	-	-	-	-	-	-	34
62S	4	28	5	18	3	58	10	142
63	4	27	0	47	11	89	0	253
64	1	33	0	79	6	119	1	332
65	2	39	0	71	4	116	0	322
66	4	9	0	64	4	81	0	323
67S *1	-	-	-	-	-	-	-	22
68S	3	25	0	14	5	47	0	111
69S	8	9	0	20	1	38	2	48
70	2	12	0	71	8	93	0	348
71	4	15	0	42	4	65	0	333
72	3	21	0	70	6	100	2	329
73	2	9	0	73	4	88	0	352
74	2	33	1	105	11	152	0	356
75	1	26	0	116	10	153	2	337
76	6	23	0	66	10	105	0	282
77	4	16	1	69	4	94	0	314
78	2	30	0	57	9	98	0	298
79	6	25	0	69	9	109	0	334
80	3	28	1	67	3	102	1	288
81	5	29	0	84	6	124	0	378
82	5	51	0	91	10	157	0	409
83	4	41	0	45	4	94	0	356
84	2	24	0	49	5	80	0	319
85	3	28	0	76	2	109	0	388
86	5	22	0	90	6	123	1	331
87	5	45	0	70	4	124	1	367
88	3	30	0	41	7	81	0	326
89	4	40	0	59	4	107	3	328
90	5	63	0	73	3	144	0	378

Voting area (continued)	Gurjinder Bains	George Chow	Espavo Sozo	Moira Stilwell	Regan-Heng Zhang	Total valid votes	Rejected ballots	Registered voters
	CP	NDP	PLAT	LIB	GP			
91	4	83	1	57	7	152	1	363
92	3	116	0	66	9	194	2	381
93	10	82	0	51	7	150	0	376
94	7	74	0	18	4	103	1	316
95	8	84	0	28	3	123	0	371
96	1	55	1	66	6	129	0	408
97	3	44	0	28	6	81	0	341
98	5	37	0	63	6	111	0	272
99	5	28	0	57	4	94	1	304
100S *1	-	-	-	-	-	-	-	56
101	5	41	0	30	16	92	0	315
102	4	51	0	18	11	84	1	297
103	1	18	0	33	7	59	1	368
104	3	48	2	30	4	87	0	306
105	6	56	0	36	5	103	1	371
106	9	47	1	58	8	123	2	340
107	4	58	1	28	16	107	0	320
108	2	48	0	9	8	67	2	268
109	6	45	0	42	6	99	1	329
110	9	43	1	49	7	109	0	355
111	7	29	0	53	9	98	1	305
112	7	49	0	29	8	93	1	329
113	2	50	0	25	6	83	2	291
114	11	58	1	35	9	114	0	303
115	1	44	0	34	10	89	1	287
116	5	57	1	34	5	102	1	320
117	4	39	0	34	13	90	0	317
118	7	60	0	30	14	111	0	345
119	2	42	0	45	8	97	0	274
120	1	67	0	42	12	122	1	403
121	1	60	0	35	8	104	1	377
122	2	30	0	61	9	102	0	338
Sub totals	607	6,727	41	9,365	916	17,656	123	38,853
s. 98 Special	6	52	1	49	1	109	5	
s. 99 Absentee - in ED	40	323	1	390	77	831	4	
s. 100 Absentee - out of ED	13	183	2	163	30	391	32	
s. 101 Absentee - advance	5	48	0	72	13	138	2	
s. 104 Voting in DEO office	3	99	0	173	15	290	6	
s. 106 Voting by mail	0	15	0	22	3	40	0	
Grand totals	674	7,447	45	10,234	1,055	19,455	172	38,853
% of valid votes	3.47%	38.28%	0.23%	52.60%	5.42%			

Vancouver-Langara (VLA)
Voting results by voting area

Summary

Valid votes - General and advance	17,656	90.75%	Total valid votes
s. 98 Special	109	0.56%	Total valid votes
s. 99 Absentee - in ED	831	4.27%	Total valid votes
s. 100 Absentee - out of ED	391	2.01%	Total valid votes
s. 101 Absentee - advance	138	0.71%	Total valid votes
s. 104 Voting in DEO office	290	1.49%	Total valid votes
s. 106 Voting by mail	40	0.21%	Total valid votes

Total valid votes **19,455**

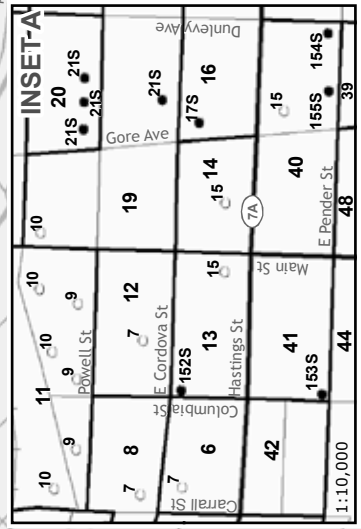
Rejected ballots	172	0.88%	Ballots cast
Registered voters who voted	19,627	50.52%	Registered voters

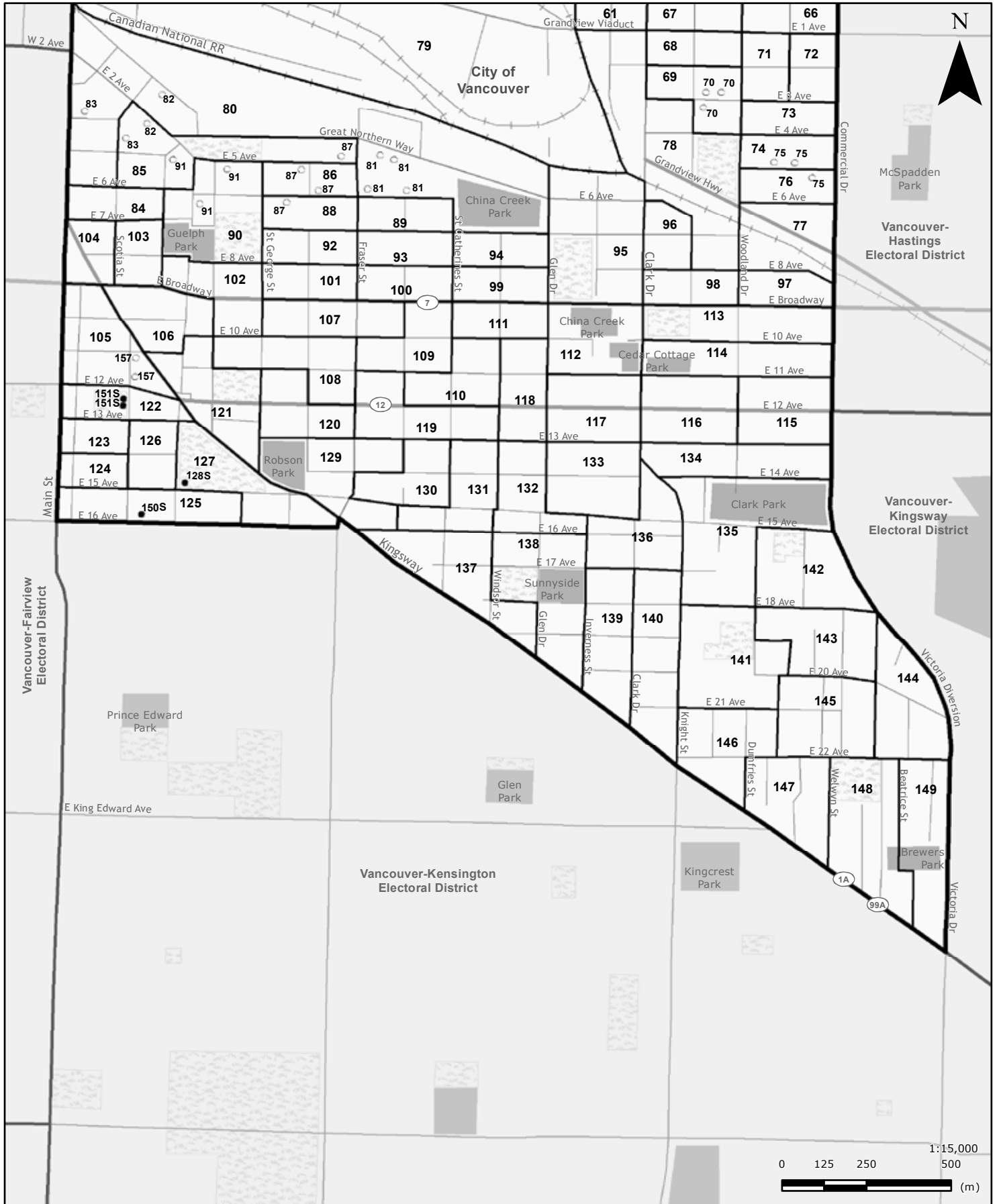
Registered voters **38,853**

Candidate elected: **Moira Stilwell (LIB)**

*1 Voting areas 6S, 10S, 61S, 67S and 100S combined

**Vancouver-Mount Pleasant (VMP)
MAP B - Downtown Eastside**





Vancouver-Mount Pleasant (VMP)
Voting results by voting area

Statement of Votes
 40th Provincial General Election
 May 14, 2013

	William Austin	Jeremy Gustafson	Barinder Hans	Jenny Wai Ching Kwan	Peter Marcus	Celyna Sia Sherst	Total valid votes	Rejected ballots	Registered voters
	BCM	IND	GP	NDP	COMM	LIB			
Advance voting									
Maurice McElrea Place	10	7	31	264	4	65	381	3	
Mount Pleasant Community Centre	22	31	242	1,590	11	368	2,264	10	
Strathcona Community Centre	19	16	106	952	13	176	1,282	12	
General voting									
Voting area									
1	1	1	11	28	0	24	65	0	258
2	2	2	8	22	1	11	46	0	198
3	2	0	13	68	0	35	118	1	319
4	2	1	5	72	0	17	97	1	286
5	0	1	10	57	0	23	91	0	295
6	0	0	3	17	0	6	26	0	219
7	3	0	8	31	0	18	60	1	306
8	1	0	9	44	0	38	92	0	228
9	5	2	9	55	3	7	81	0	261
10	2	1	10	44	0	20	77	0	280
11	1	0	19	33	1	20	74	0	226
12 *1	7	0	17	67	0	28	119	1	299
13 *1	-	-	-	-	-	-	-	-	213
14 *2	-	-	-	-	-	-	-	-	163
15 *5	-	-	-	-	-	-	-	-	208
16 *2	4	1	2	53	1	12	73	1	301
17S *3	3	1	10	72	0	33	119	3	69
18S *3	-	-	-	-	-	-	-	-	116
19 *4	0	0	5	36	0	14	55	0	236
20 *4	-	-	-	-	-	-	-	-	301
21S *3	-	-	-	-	-	-	-	-	82
22	0	3	23	42	0	20	88	0	286
23	1	0	9	24	0	9	43	0	172
24	2	1	2	19	0	3	27	1	225
25	2	1	5	24	0	8	40	3	246
26	1	0	1	17	0	9	28	2	286
27	0	1	4	71	0	17	93	0	348
28	3	0	2	38	0	12	55	0	181
29	1	1	6	30	0	3	41	0	189
30	5	2	15	72	0	15	109	0	331
31	1	0	13	33	1	13	61	0	206
32	4	0	11	61	1	12	89	1	228
33	1	0	12	77	2	20	112	1	300
34	0	3	5	82	2	14	106	1	356
35	0	0	10	60	0	14	84	1	299
36	0	2	4	54	1	14	75	2	252
37	2	2	11	68	1	21	105	0	296
38	2	0	5	45	0	17	69	1	280
39	1	3	3	34	2	15	58	2	294
40 *5	1	0	3	21	1	8	34	0	116

Vancouver-Mount Pleasant (VMP)
Voting results by voting area

	William Austin	Jeremy Gustafson	Barinder Hans	Jenny Wai Ching Kwan	Peter Marcus	Celyna Sia Sherst	Total valid votes	Rejected ballots	Registered voters
Voting area (continued)	BCM	IND	GP	NDP	COMM	LIB			
41	4	0	3	45	0	4	56	0	187
42	1	0	6	51	0	14	72	2	280
43	6	0	4	55	0	16	81	1	451
44	0	1	11	45	0	25	82	0	409
45S *6	2	0	2	31	2	26	63	2	36
46S *6	-	-	-	-	-	-	-	-	69
47A	1	1	19	52	1	37	111	1	398
47B	4	0	11	15	0	11	41	1	179
48	2	0	0	47	0	11	60	1	308
49	2	0	7	56	4	6	75	0	357
50	3	2	3	45	1	21	75	1	306
51	1	0	5	30	0	5	41	0	268
52	1	0	9	25	0	8	43	0	261
53	0	0	7	33	0	4	44	0	197
54	0	1	12	47	1	8	69	0	229
55	1	0	20	60	0	8	89	0	252
56S	2	1	1	54	1	20	79	2	154
57	1	2	14	42	0	11	70	0	173
58	1	3	20	88	0	26	138	0	332
59	4	1	15	95	1	15	131	2	294
60	3	1	12	82	2	7	107	0	244
61	0	1	4	45	1	3	54	1	157
62	2	1	13	74	1	13	104	0	193
63	3	2	20	99	2	6	132	1	303
64	2	3	15	64	0	15	99	1	280
65	0	2	20	108	1	13	144	0	296
66	1	0	14	50	1	12	78	0	223
67	2	1	9	75	0	17	104	1	244
68	3	2	7	60	0	7	79	0	216
69	1	5	25	87	2	19	139	0	295
70	3	3	14	99	2	38	159	5	333
71	1	3	17	92	1	12	126	3	308
72	2	0	10	50	0	8	70	0	204
73	3	4	23	102	1	16	149	0	321
74	2	4	15	95	0	17	133	0	330
75	0	0	4	52	0	2	58	0	174
76	3	0	27	103	1	8	142	2	340
77	0	3	12	61	1	11	88	0	285
78	1	4	15	72	1	11	104	1	239
79	1	0	4	29	0	9	43	0	252
80	2	1	23	73	0	35	134	0	423
81	3	4	17	70	0	13	107	0	402
82	2	1	18	40	0	19	80	0	240
83	2	1	32	67	0	22	124	1	347
84	0	3	15	106	1	50	175	0	470
85	3	0	16	68	0	20	107	0	290
86	5	5	17	82	0	19	128	1	274
87	1	0	17	97	1	17	133	1	314
88	0	0	14	69	1	16	100	1	307
89	2	1	10	96	3	20	132	3	382

Vancouver-Mount Pleasant (VMP)
Voting results by voting area

Statement of Votes
 40th Provincial General Election
 May 14, 2013

	William Austin	Jeremy Gustafson	Barinder Hans	Jenny Wai Ching Kwan	Peter Marcus	Celyna Sia Sherst	Total valid votes	Rejected ballots	Registered voters
Voting area (continued)	BCM	IND	GP	NDP	COMM	LIB			
90	2	2	16	100	0	19	139	0	294
91	1	0	17	76	2	24	120	1	258
92	3	1	17	98	0	28	147	0	312
93	2	5	6	79	0	19	111	1	315
94	3	0	20	70	0	21	114	0	305
95	4	0	14	88	1	10	117	2	303
96	0	1	10	47	0	4	62	1	205
97	0	3	8	52	0	7	70	0	222
98	2	0	11	55	0	7	75	1	339
99	0	3	24	68	1	25	121	1	412
100	1	0	10	75	0	21	107	0	313
101	2	2	15	34	1	7	61	1	214
102	0	2	10	74	0	4	90	0	260
103	0	0	13	64	0	12	89	0	273
104	0	1	23	106	0	56	186	3	511
105	0	2	15	48	1	22	88	0	295
106	0	2	21	65	0	38	126	1	344
107	1	1	7	43	0	11	63	0	278
108	2	1	25	95	0	19	142	0	359
109	0	2	12	47	0	16	77	2	261
110	3	2	7	45	0	20	77	0	252
111	1	0	15	53	0	24	93	0	298
112	1	1	11	72	0	23	108	1	274
113	4	1	17	95	1	22	140	2	343
114	3	1	22	95	1	28	150	0	319
115	3	2	21	93	1	28	148	0	374
116	4	0	22	94	1	30	151	1	346
117	1	2	21	69	4	21	118	2	336
118	0	1	16	50	0	24	91	0	266
119	1	4	13	73	0	15	106	2	343
120	0	2	16	70	0	27	115	1	283
121	3	1	34	105	1	39	183	1	466
122	1	2	8	72	0	18	101	0	324
123	0	0	5	45	1	4	55	2	248
124	1	0	17	40	1	22	81	0	247
125	1	1	20	83	1	30	136	0	397
126	1	2	15	88	0	25	131	1	408
127	3	0	7	50	0	14	74	0	237
128S	1	0	0	19	1	11	32	0	61
129	1	2	18	70	0	17	108	0	306
130	4	1	20	58	0	8	91	1	235
131	2	1	27	64	0	19	113	0	235
132	2	4	12	78	0	31	127	0	262
133	2	1	24	99	0	29	155	1	371
134	0	2	17	77	1	19	116	0	336
135	3	0	5	74	0	23	105	1	280
136	2	2	11	84	0	27	126	0	275
137	2	2	10	84	0	38	136	1	296
138	0	0	14	54	3	38	109	1	223
139	1	2	6	95	0	32	136	0	272

	William Austin	Jeremy Gustafson	Barinder Hans	Jenny Wai Ching Kwan	Peter Marcus	Celyna Sia Sherst	Total valid votes	Rejected ballots	Registered voters
Voting area (continued)	BCM	IND	GP	NDP	COMM	LIB			
140	3	0	3	78	2	24	110	1	302
141	0	3	9	76	0	51	139	3	346
142	1	0	11	82	1	22	117	1	262
143	3	2	14	102	1	33	155	2	370
144	2	0	19	133	1	53	208	2	366
145	1	1	18	121	0	65	206	2	396
146	3	2	6	68	0	29	108	2	302
147	3	0	11	69	3	42	128	1	265
148	2	0	9	92	2	40	145	0	366
149	2	1	8	66	0	36	113	1	296
150S *7	0	3	13	53	1	21	91	0	9
151S *7	-	-	-	-	-	-	-	-	120
152S *7	-	-	-	-	-	-	-	-	27
153S *8	-	-	-	-	-	-	-	-	41
154S *5	-	-	-	-	-	-	-	-	10
155S *8	0	0	0	29	1	24	54	0	37
156	1	1	9	46	0	47	104	0	358
157	0	0	17	47	0	32	96	0	232
Sub totals	295	230	2,182	12,154	114	3,505	18,480	130	42,672
s. 98 Special	8	1	10	94	0	27	140	7	
s. 99 Absentee - in ED	22	16	142	681	10	177	1,048	16	
s. 100 Absentee - out of ED	9	4	81	397	2	103	596	33	
s. 101 Absentee - advance	6	2	38	221	0	37	304	8	
s. 104 Voting in DEO office	8	5	39	241	3	82	378	11	
s. 106 Voting by mail	1	2	14	57	0	11	85	2	
Grand totals	349	260	2,506	13,845	129	3,942	21,031	207	42,672
% of valid votes	1.66%	1.24%	11.92%	65.83%	0.61%	18.74%			

Vancouver-Mount Pleasant (VMP)
Voting results by voting area

Summary

Valid votes - General and advance	18,480	87.87%	Total valid votes
s. 98 Special	140	0.67%	Total valid votes
s. 99 Absentee - in ED	1,048	4.98%	Total valid votes
s. 100 Absentee - out of ED	596	2.83%	Total valid votes
s. 101 Absentee - advance	304	1.45%	Total valid votes
s. 104 Voting in DEO office	378	1.80%	Total valid votes
s. 106 Voting by mail	85	0.40%	Total valid votes

Total valid votes **21,031**

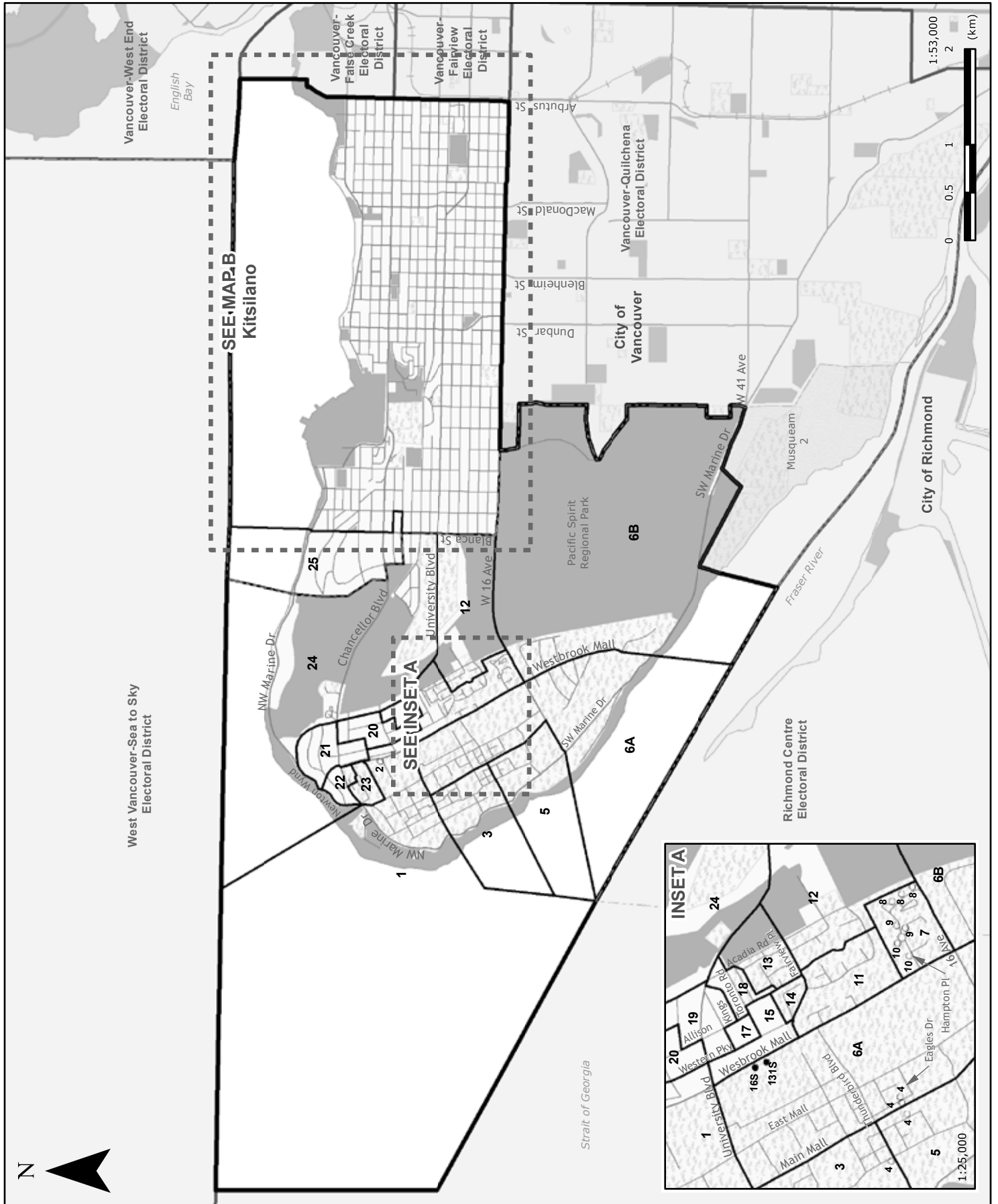
Rejected ballots	207	0.97%	Ballots cast
Registered voters who voted	21,238	49.77%	Registered voters

Registered voters **42,672**

Candidate elected: **Jenny Wai Ching Kwan (NDP)**

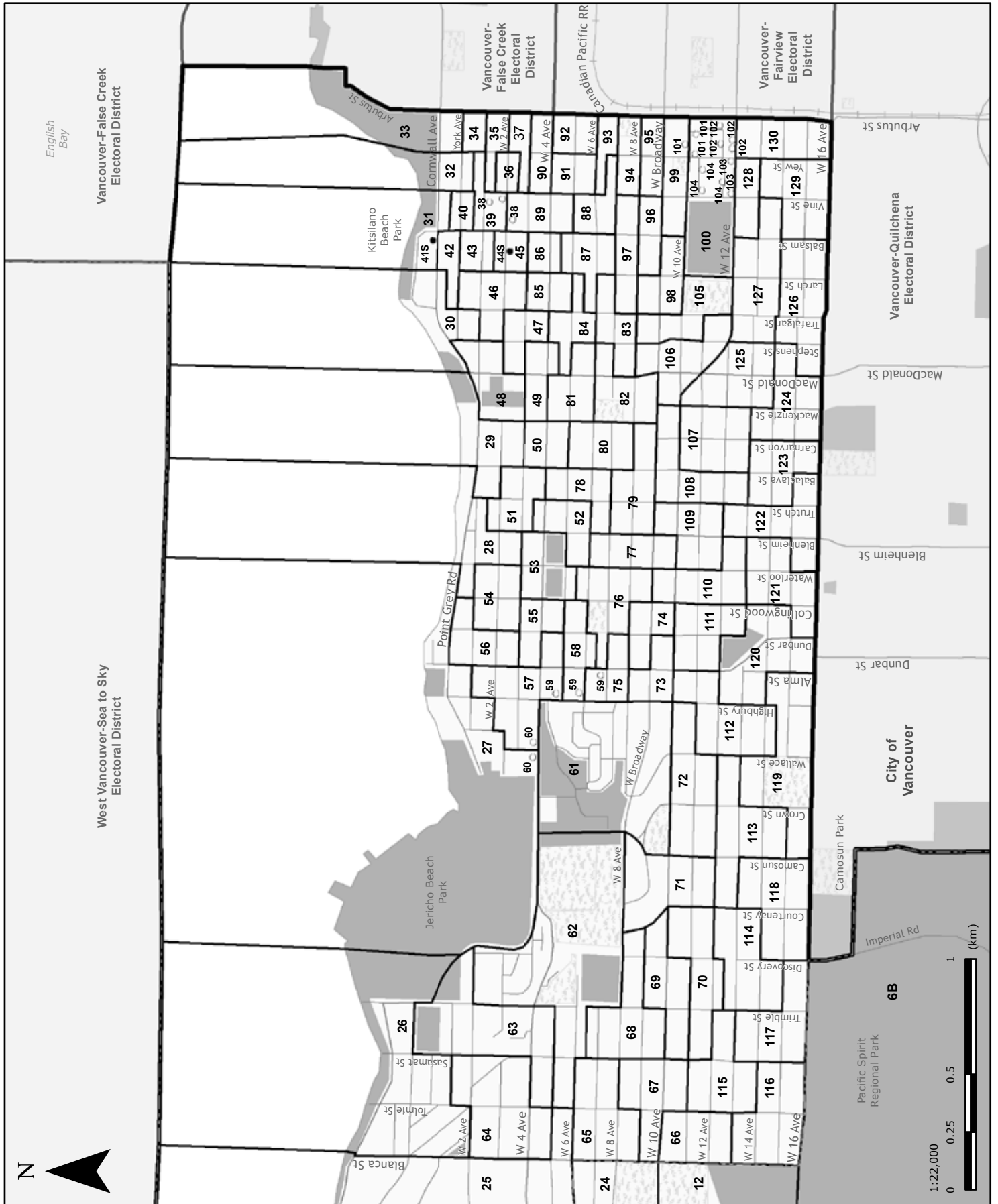
-
- *1 Voting areas 12 and 13 combined
 - *2 Voting areas 14 and 16 combined
 - *3 Voting areas 17S, 18S and 21S combined
 - *4 Voting areas 19 and 20 combined
 - *5 Voting areas 15, 40 and 154S combined
 - *6 Voting areas 45S and 46S combined
 - *7 Voting areas 150S, 151S and 152S combined
 - *8 Voting areas 153S and 155S combined

Vancouver-Point Grey (VNP) MAP A - Vancouver-Point Grey Electoral District



Vancouver-Point Grey (VNP)
MAP B - Kitsilano

Statement of Votes
 40th Provincial General Election
 May 14, 2013



	Christy Clark	David Eby	William Gibbens	Hollis Jacob Linschoten	Duane Nickull	Marisa Palmer	Françoise Raunet	Bernard Bedu Yankson	Total valid votes	Rejected ballots	Registered voters
	LIB	NDP	IND	WLP	CP	LBN	GP	PLAT			
Advance voting											
Jericho Hill Centre	515	447	2	0	17	4	44	1	1,030	1	
Kitsilano Community Centre	1,153	1,847	9	3	67	2	156	0	3,237	3	
St. Anselm's Anglican Church	692	620	4	1	25	8	53	0	1,403	2	
General voting											
Voting area											
1 *1	7	27	0	0	0	0	2	0	36	0	124
2 *1	-	-	-	-	-	-	-	-	-	-	59
3	14	20	0	0	1	2	5	0	42	0	245
4	66	41	1	0	3	0	4	0	115	0	357
5	85	97	0	0	1	1	6	0	190	0	420
6A	67	87	0	0	4	1	13	0	172	0	501
6B	94	45	1	0	4	0	8	0	152	0	445
7	48	41	0	0	3	0	4	0	96	1	317
8	47	30	2	0	2	0	6	0	87	0	307
9	58	23	0	0	0	0	1	0	82	0	306
10	63	27	0	0	2	0	4	0	96	0	330
11	10	30	0	0	0	0	4	0	44	0	338
12	18	14	1	0	1	0	1	0	35	0	253
13 *2	19	49	0	0	0	0	5	0	73	0	245
14 *2	-	-	-	-	-	-	-	-	-	-	186
15	31	14	0	0	0	1	0	0	46	0	322
16S	12	16	0	0	1	1	1	0	31	0	178
17	12	25	0	0	2	0	1	0	40	1	231
18	5	24	0	0	1	0	1	0	31	0	214
19	18	21	0	0	2	0	3	0	44	0	245
20	51	16	0	0	0	1	4	0	72	0	226
21	42	7	0	0	0	0	2	0	51	0	169
22	50	5	0	0	0	0	2	0	57	0	230
23	72	30	1	0	5	0	2	0	110	0	397
24	63	49	0	0	2	0	9	0	123	0	321
25	85	29	0	1	1	0	11	0	127	1	311
26	83	37	0	0	5	0	10	0	135	0	337
27	57	82	0	0	4	0	8	0	151	0	313
28	62	71	0	1	5	1	4	0	144	0	338
29	55	44	0	1	1	0	8	0	109	0	284
30	64	33	0	0	1	0	10	0	108	0	291
31	58	77	1	0	3	0	21	0	160	0	359
32	54	52	0	0	0	0	6	0	112	0	310
33	33	52	1	1	2	1	8	0	98	0	266
34	28	62	1	0	1	1	12	0	105	1	262
35	18	54	0	0	0	1	9	0	82	0	379
36	35	36	0	0	3	0	12	0	86	0	296
37	41	58	0	0	1	0	10	0	110	0	388
38	37	29	0	0	0	1	4	0	71	0	228
39	56	66	0	0	0	0	14	0	136	0	354

Vancouver-Point Grey (VNP)
Voting results by voting area

Statement of Votes
 40th Provincial General Election
 May 14, 2013

Voting area (continued)	Christy Clark	David Eby	William Gibbens	Hollis Jacob Linschoten	Duane Nickull	Marisa Palmer	Françoise Raunet	Bernard Bedu Yankson	Total valid votes	Rejected ballots	Registered voters
	LIB	NDP	IND	WLP	CP	LBN	GP	PLAT			
40	34	48	0	0	3	1	7	0	93	0	240
41S *3	19	6	3	0	3	1	4	0	36	0	71
42	62	57	0	0	2	0	9	0	130	0	300
43	64	58	0	0	2	0	17	0	141	0	351
44S *3	-	-	-	-	-	-	-	-	-	-	53
45	60	69	2	3	1	1	10	0	146	0	327
46	80	68	2	0	1	0	17	0	168	0	339
47	36	73	0	2	1	1	14	0	127	1	376
48	66	69	0	0	2	0	13	0	150	0	346
49	36	67	0	0	4	0	13	0	120	2	310
50	58	55	0	0	0	0	10	0	123	0	367
51	47	85	0	0	1	0	5	0	138	0	363
52	80	68	0	0	4	1	11	1	165	3	373
53	45	72	1	1	0	0	12	0	131	0	309
54	71	75	0	0	5	0	17	0	168	0	347
55	50	63	0	0	4	0	14	0	131	0	341
56	49	77	0	1	3	0	7	0	137	0	333
57	61	74	1	0	1	0	14	0	151	0	381
58	42	93	0	0	0	0	11	0	146	0	308
59	12	50	0	0	1	0	7	0	70	1	257
60	38	99	0	0	3	0	10	1	151	1	257
61	67	46	1	0	3	0	9	0	126	0	333
62	87	71	0	1	2	0	14	0	175	0	335
63	80	51	1	0	3	0	14	0	149	1	338
64	94	44	1	0	1	0	5	0	145	1	317
65	108	71	1	0	5	0	8	0	193	0	370
66	58	61	1	0	5	0	7	0	132	0	330
67	46	68	1	0	3	0	11	0	129	1	354
68	118	69	0	0	0	0	16	0	203	0	411
69	60	83	0	0	4	0	12	0	159	0	396
70	81	63	0	0	1	1	13	0	159	0	327
71	85	29	1	0	3	1	5	0	124	0	292
72	87	46	0	0	3	0	2	0	138	0	329
73	42	52	0	0	4	0	7	0	105	0	300
74	29	94	0	0	2	0	15	0	140	0	341
75	51	73	0	1	1	0	8	1	135	0	326
76	68	116	0	0	3	0	11	0	198	0	368
77	35	75	1	0	3	0	12	1	127	1	330
78	69	84	0	1	1	0	17	0	172	0	408
79	43	63	0	1	1	0	9	0	117	0	319
80	58	116	0	1	1	0	11	0	187	0	356
81	53	74	1	0	4	0	12	0	144	0	299
82	56	73	0	1	3	0	8	0	141	0	267
83	33	81	0	0	0	0	10	0	124	0	310
84	64	56	1	1	0	0	11	0	133	0	332
85	35	58	0	1	0	0	9	1	104	1	315
86	32	55	0	0	1	1	18	0	107	1	334
87	36	43	0	0	2	0	5	0	86	0	266
88	32	46	1	1	2	1	11	0	94	0	269
89	22	44	0	3	3	0	3	1	76	1	305

	Christy Clark	David Eby	William Gibbens	Hollis Jacob Linschoten	Duane Nickull	Marisa Palmer	Françoise Raunet	Bernard Bedu Yankson	Total valid votes	Rejected ballots	Registered voters
Voting area (continued)	LIB	NDP	IND	WLP	CP	LBN	GP	PLAT			
90	44	56	1	2	2	1	13	0	119	0	349
91	26	65	0	1	1	1	14	0	108	0	342
92	35	81	0	2	1	0	12	0	131	0	368
93	27	65	0	1	2	1	10	0	106	1	327
94	36	65	0	0	3	1	13	0	118	2	321
95	39	35	1	0	1	1	7	0	84	0	271
96	45	78	1	2	8	0	11	1	146	0	365
97	34	57	0	0	1	0	12	0	104	0	282
98	48	76	1	0	1	0	16	0	142	0	373
99	63	67	1	0	3	0	24	0	158	0	421
100	62	64	0	0	1	0	9	0	136	0	318
101	57	37	0	0	1	0	11	0	106	1	278
102	66	34	0	0	3	0	9	0	112	0	331
103	52	16	1	0	1	1	1	0	72	0	187
104	58	37	1	0	0	0	9	0	105	1	320
105	58	55	1	0	1	0	13	0	128	2	306
106	38	58	0	0	2	0	8	0	106	0	282
107	49	60	1	1	1	0	11	0	123	0	310
108	53	88	1	0	1	0	9	0	152	0	291
109	64	70	1	3	4	0	9	1	152	0	294
110	64	94	2	0	1	0	16	1	178	0	375
111	66	78	0	0	1	0	9	0	154	0	334
112	71	61	1	0	0	2	4	0	139	1	317
113	107	65	0	0	0	0	9	0	181	1	347
114	86	68	1	0	3	0	12	0	170	0	356
115	68	57	0	0	0	2	16	0	143	0	336
116	75	70	1	0	0	2	17	0	165	1	352
117	79	54	0	2	2	2	11	0	150	1	314
118	71	69	1	0	1	0	14	0	156	1	369
119	106	69	0	1	0	0	6	0	182	0	345
120	81	89	0	0	3	0	15	0	188	0	371
121	59	67	0	1	3	0	5	0	135	0	346
122	70	69	1	0	3	0	18	0	161	0	353
123	60	48	1	0	1	0	4	0	114	0	269
124	64	64	2	1	1	1	2	0	135	3	332
125	79	55	1	0	1	0	8	0	144	0	365
126	69	50	0	1	2	0	4	0	126	0	317
127	82	58	2	0	3	0	11	0	156	1	324
128	62	33	0	0	2	1	8	0	106	0	274
129	87	72	1	0	6	0	8	0	174	0	340
130	100	43	0	0	0	3	10	0	156	0	403
131S *3	-	-	-	-	-	-	-	-	-	-	8
Sub totals	9,377	10,162	69	45	346	54	1,431	10	21,494	41	41,091

Vancouver-Point Grey (VNP)
Voting results by voting area

Statement of Votes
 40th Provincial General Election
 May 14, 2013

	Christy Clark	David Eby	William Gibbens	Hollis Jacob Linschoten	Duane Nickull	Marisa Palmer	Françoise Raunet	Bernard Bedu Yankson	Total valid votes	Rejected ballots	Registered voters
	LIB	NDP	IND	WLP	CP	LBN	GP	PLAT			
s. 98 Special	50	55	0	1	2	0	7	0	115	0	
s. 99 Absentee - in ED	377	460	1	4	16	5	86	1	950	5	
s. 100 Absentee - out of ED	226	249	1	1	8	4	61	0	550	12	
s. 101 Absentee - advance	68	91	0	0	4	1	10	0	174	3	
s. 104 Voting in DEO office	302	382	0	0	11	2	31	0	728	6	
s. 106 Voting by mail	36	100	1	0	5	0	10	0	152	2	
Grand totals	10,436	11,499	72	51	392	66	1,636	11	24,163	69	41,091
% of valid votes	43.19%	47.59%	0.30%	0.21%	1.62%	0.27%	6.77%	0.05%			

Summary

Valid votes - General and advance	21,494	88.95%	Total valid votes
s. 98 Special	115	0.48%	Total valid votes
s. 99 Absentee - in ED	950	3.93%	Total valid votes
s. 100 Absentee - out of ED	550	2.28%	Total valid votes
s. 101 Absentee - advance	174	0.72%	Total valid votes
s. 104 Voting in DEO office	728	3.01%	Total valid votes
s. 106 Voting by mail	152	0.63%	Total valid votes

Total valid votes **24,163**

Rejected ballots	69	0.28%	Ballots cast
Registered voters who voted	24,232	58.97%	Registered voters

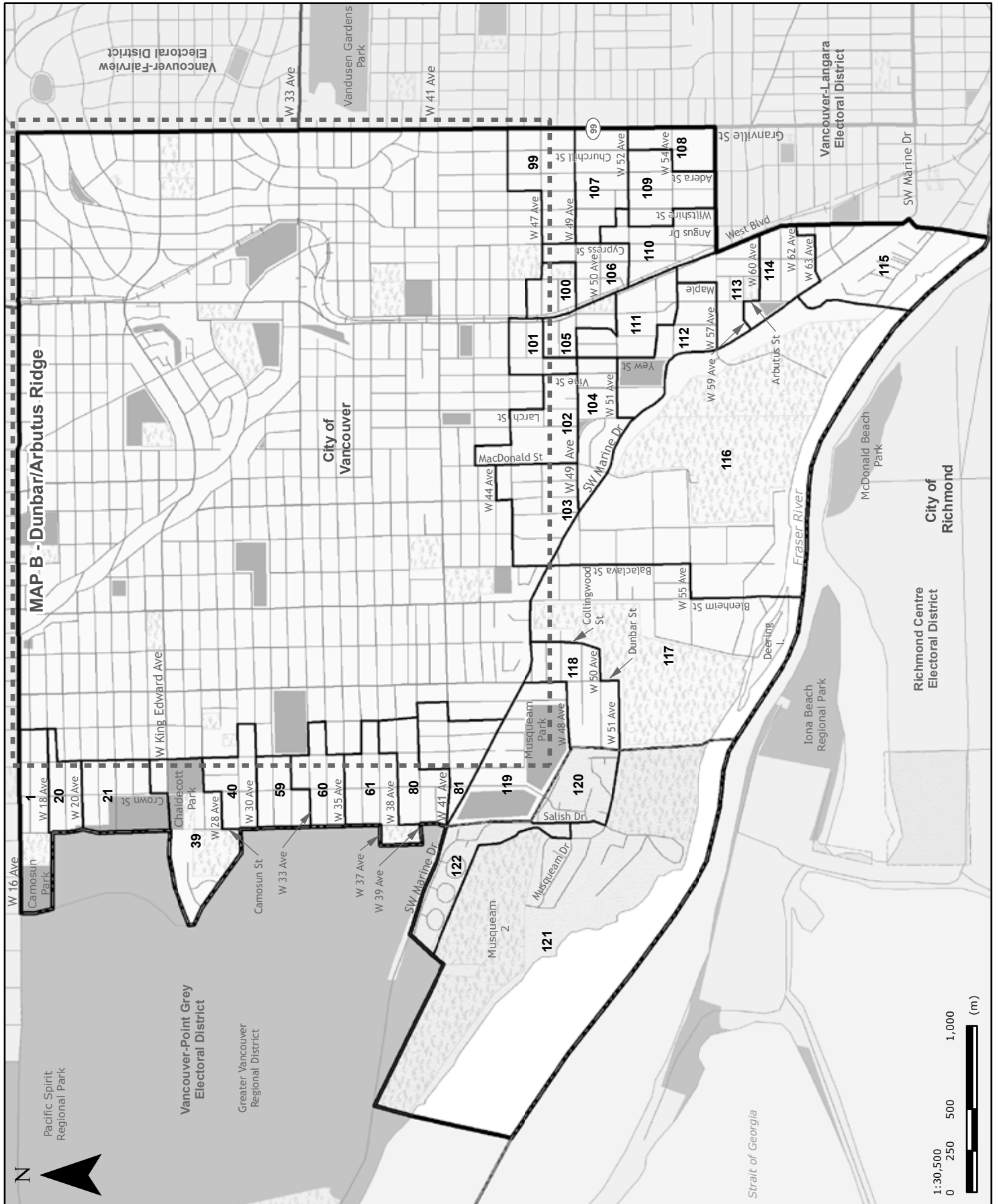
Registered voters **41,091**

Candidate elected: David Eby (NDP)

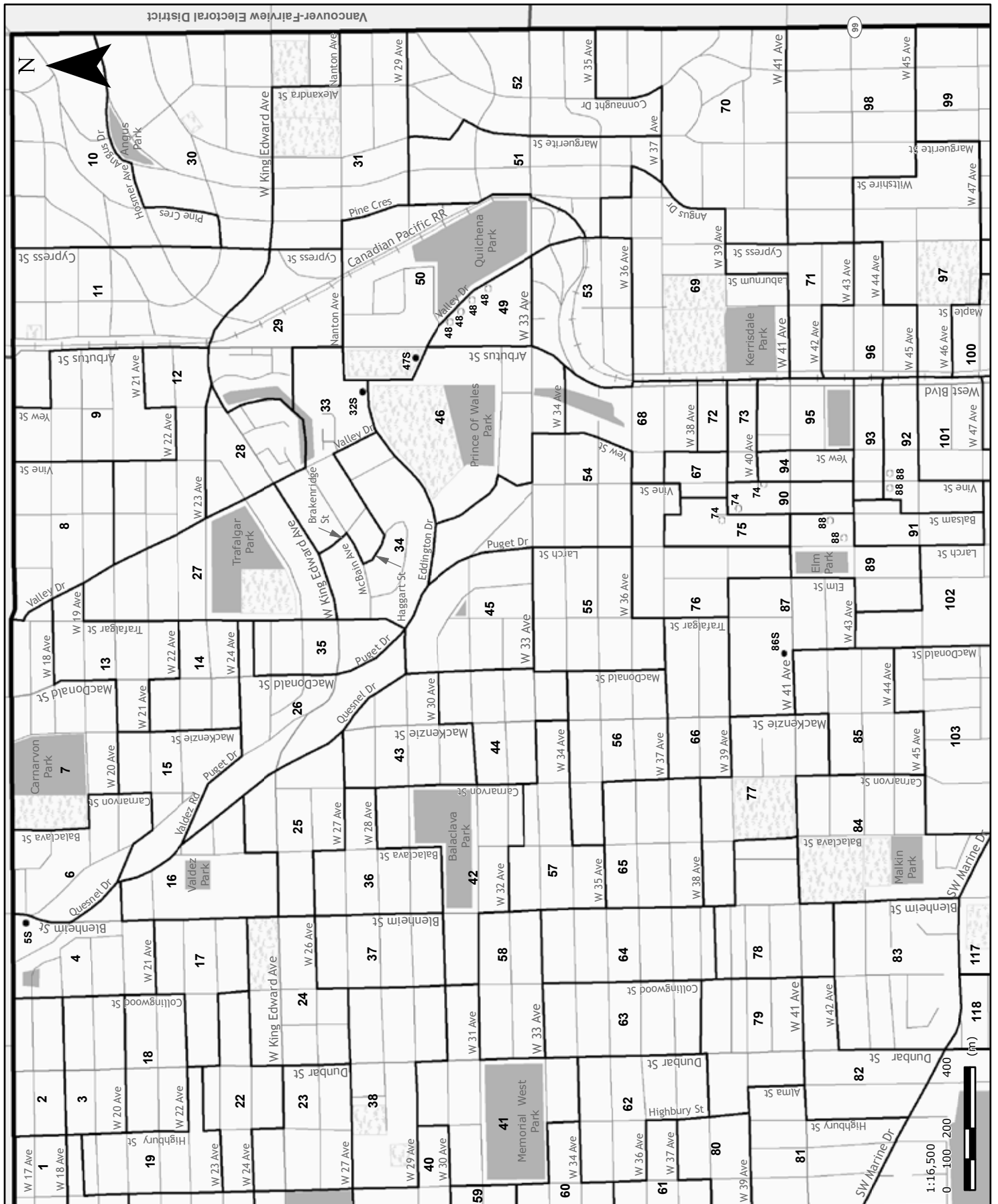
*1 Voting areas 1 and 2 combined

*2 Voting areas 13 and 14 combined

*3 Voting areas 41S, 44S and 131S combined



Vancouver-Quilchena (VNQ)
 MAP B - Dunbar/Arbutus Ridge



	Bill Clarke	Damian Kettlewell	Nicholas Scapillati	Andrew Franklin Wilkinson	Total valid votes	Rejected ballots	Registered voters
		GP	NDP	LIB			
Advance voting							
Dunbar Community Centre	54	152	692	1,620	2,518	3	
Kerrisdale Community Centre	80	179	733	2,053	3,045	11	
General voting							
Voting area							
1	7	28	88	64	187	0	349
2	2	12	71	48	133	0	333
3	2	14	43	49	108	0	308
4	3	9	43	62	117	0	297
5S *1	-	-	-	-	-	-	37
6	1	9	39	81	130	0	281
7	8	11	31	89	139	0	327
8	3	10	13	64	90	0	312
9	1	9	21	70	101	0	321
10	5	10	14	88	117	0	309
11	4	10	24	85	123	0	340
12	7	8	22	78	115	0	315
13	5	8	28	86	127	1	356
14	6	13	35	73	127	0	311
15	6	7	32	83	128	0	333
16	2	16	45	102	165	1	345
17	5	21	53	113	192	2	341
18	4	9	34	53	100	0	359
19	6	10	51	57	124	0	312
20	3	13	57	84	157	0	308
21	2	11	52	80	145	1	336
22	3	9	61	61	134	0	325
23	2	11	37	75	125	0	350
24	4	15	52	83	154	1	340
25	3	16	43	70	132	1	319
26	7	6	21	74	108	0	336
27	3	5	19	96	123	0	312
28	2	4	33	90	129	1	341
29	2	13	24	78	117	0	320
30	8	7	15	110	140	1	322
31	2	1	21	118	142	0	272
32S *1	11	6	18	57	92	1	98
33	3	6	22	79	110	1	304
34	2	5	16	86	109	1	261
35	4	16	40	69	129	0	342
36	0	9	25	77	111	1	330
37	5	19	36	93	153	0	346
38	4	12	50	65	131	0	297
39	3	4	28	63	98	0	289
40	1	15	35	93	144	0	332

Vancouver-Quilchena (VNQ)
Voting results by voting area

Statement of Votes
 40th Provincial General Election
 May 14, 2013

Voting area (continued)	Bill Clarke	Damian Kettlewell	Nicholas Scapillati	Andrew Franklin Wilkinson	Total valid votes	Rejected ballots	Registered voters
		GP	NDP	LIB			
41	5	17	42	90	154	0	345
42	8	9	42	108	167	1	349
43	0	8	24	97	129	0	334
44	1	17	28	88	134	0	336
45	1	8	27	95	131	0	329
46	3	7	17	62	89	0	306
47S	7	2	14	12	35	0	78
48	3	6	18	56	83	0	377
49	0	3	6	35	44	0	269
50	4	8	29	101	142	1	340
51	1	5	19	102	127	0	340
52	4	5	16	102	127	1	328
53	2	10	29	98	139	0	308
54	2	6	18	101	127	0	356
55	8	5	23	96	132	0	303
56	5	2	24	64	95	0	358
57	2	5	26	74	107	0	315
58	3	12	34	95	144	1	327
59	5	17	32	88	142	0	335
60	3	17	44	86	150	0	335
61	4	8	31	119	162	0	342
62	3	6	38	89	136	1	340
63	3	8	24	66	101	0	307
64	5	10	38	68	121	0	344
65	3	14	38	93	148	0	337
66	3	5	35	75	118	0	318
67	3	12	22	38	75	0	288
68	7	6	28	31	72	1	296
69	5	4	28	96	133	0	307
70	2	10	14	100	126	1	334
71	1	13	23	53	90	0	330
72	1	3	18	29	51	0	285
73	2	4	22	38	66	1	314
74	2	7	30	65	104	0	245
75	7	11	56	62	136	0	327
76	4	5	31	86	126	1	266
77	3	19	31	76	129	1	330
78	3	8	41	60	112	0	311
79	6	13	32	58	109	0	322
80	4	9	33	113	159	0	322
81	5	10	29	106	150	0	352
82	3	14	20	84	121	0	294
83	9	14	14	132	169	1	344
84	3	8	32	110	153	0	366
85	7	10	24	90	131	0	312
86S	13	1	13	54	81	1	132
87	4	5	28	73	110	0	350
88	2	10	33	31	76	0	240
89	3	7	23	44	77	0	323
90	2	12	29	45	88	1	335

Voting area (continued)	Bill Clarke	Damian Kettlewell	Nicholas Scapillati	Andrew Franklin Wilkinson	Total valid votes	Rejected ballots	Registered voters
		GP	NDP	LIB			
91	8	2	29	39	78	0	236
92	6	17	61	45	129	0	377
93	5	8	36	46	95	0	290
94	4	6	30	42	82	0	265
95	7	4	12	44	67	1	243
96	7	6	27	68	108	0	317
97	4	5	16	82	107	0	277
98	4	8	17	86	115	0	329
99	4	7	12	99	122	1	358
100	5	10	31	63	109	0	320
101	3	9	25	52	89	1	306
102	1	11	8	99	119	0	321
103	2	10	20	133	165	0	377
104	2	5	15	94	116	1	319
105	4	8	27	49	88	0	320
106	1	5	14	67	87	0	302
107	2	4	16	73	95	0	336
108	2	4	18	50	74	0	235
109	4	6	19	84	113	0	327
110	1	6	18	73	98	0	304
111	11	11	27	107	156	0	373
112	4	2	17	111	134	0	251
113	2	15	28	114	159	0	322
114	6	6	20	118	150	0	335
115	5	4	19	135	163	0	347
116	3	10	6	86	105	0	286
117	4	9	18	101	132	0	294
118	0	7	16	68	91	0	326
119	1	10	25	61	97	1	286
120	2	6	147	15	170	1	352
121	4	17	85	89	195	0	389
122	1	5	32	71	109	0	328
Sub totals	593	1,426	5,078	13,017	20,114	46	38,095
s. 98 Special	1	13	18	62	94	3	
s. 99 Absentee - in ED	42	118	237	626	1,023	19	
s. 100 Absentee - out of ED	5	53	171	212	441	22	
s. 101 Absentee - advance	5	11	40	80	136	3	
s. 104 Voting in DEO office	16	34	129	430	609	12	
s. 106 Voting by mail	9	12	32	69	122	3	
Grand totals	671	1,667	5,705	14,496	22,539	108	38,095
% of valid votes	2.98%	7.39%	25.31%	64.32%			

Vancouver-Quilchena (VNQ)
Voting results by voting area

Statement of Votes
40th Provincial General Election
May 14, 2013

Summary

Valid votes - General and advance	20,114	89.24%	Total valid votes
s. 98 Special	94	0.42%	Total valid votes
s. 99 Absentee - in ED	1,023	4.54%	Total valid votes
s. 100 Absentee - out of ED	441	1.96%	Total valid votes
s. 101 Absentee - advance	136	0.60%	Total valid votes
s. 104 Voting in DEO office	609	2.70%	Total valid votes
s. 106 Voting by mail	122	0.54%	Total valid votes

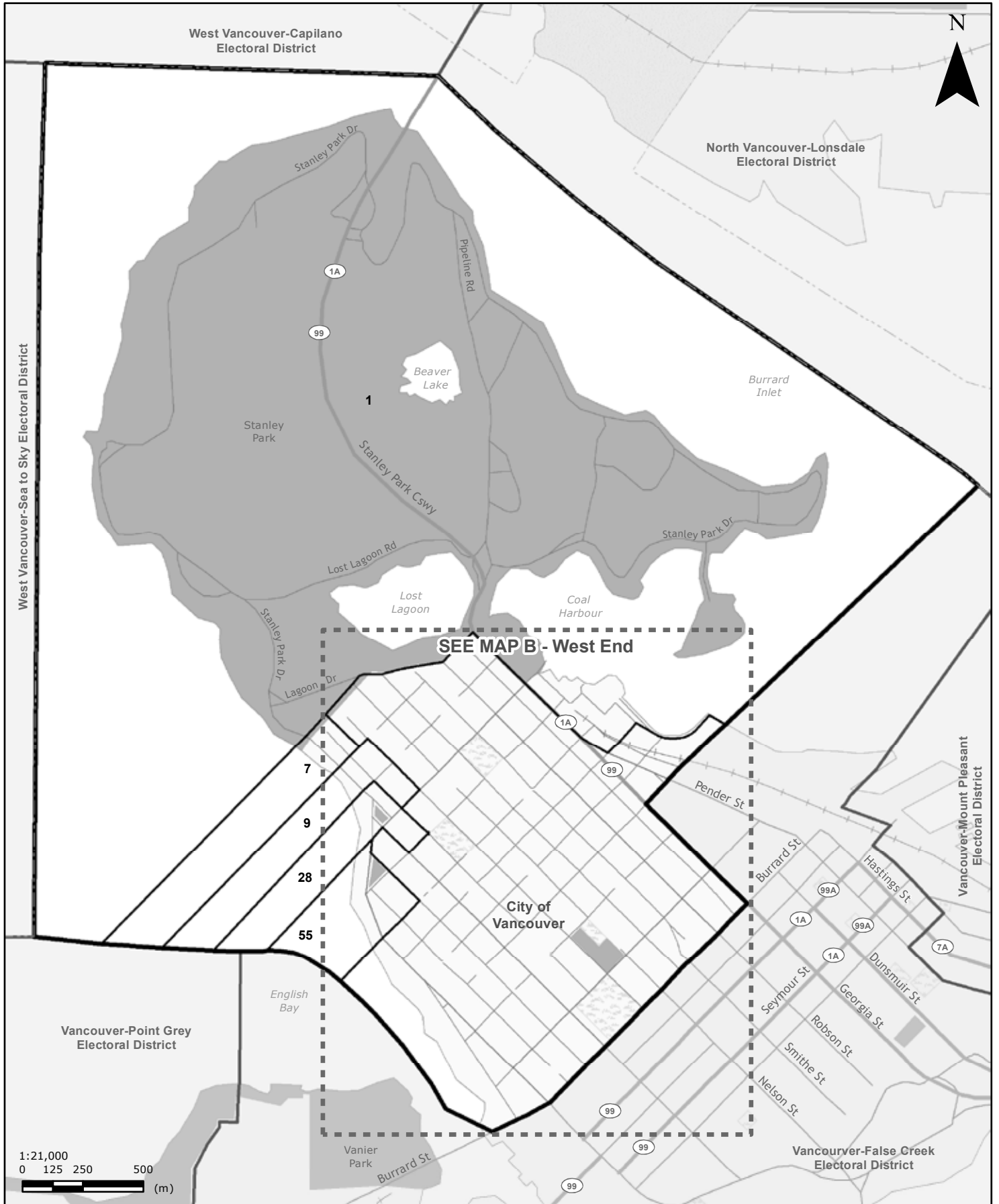
Total valid votes **22,539**

Rejected ballots	108	0.48%	Ballots cast
Registered voters who voted	22,647	59.45%	Registered voters

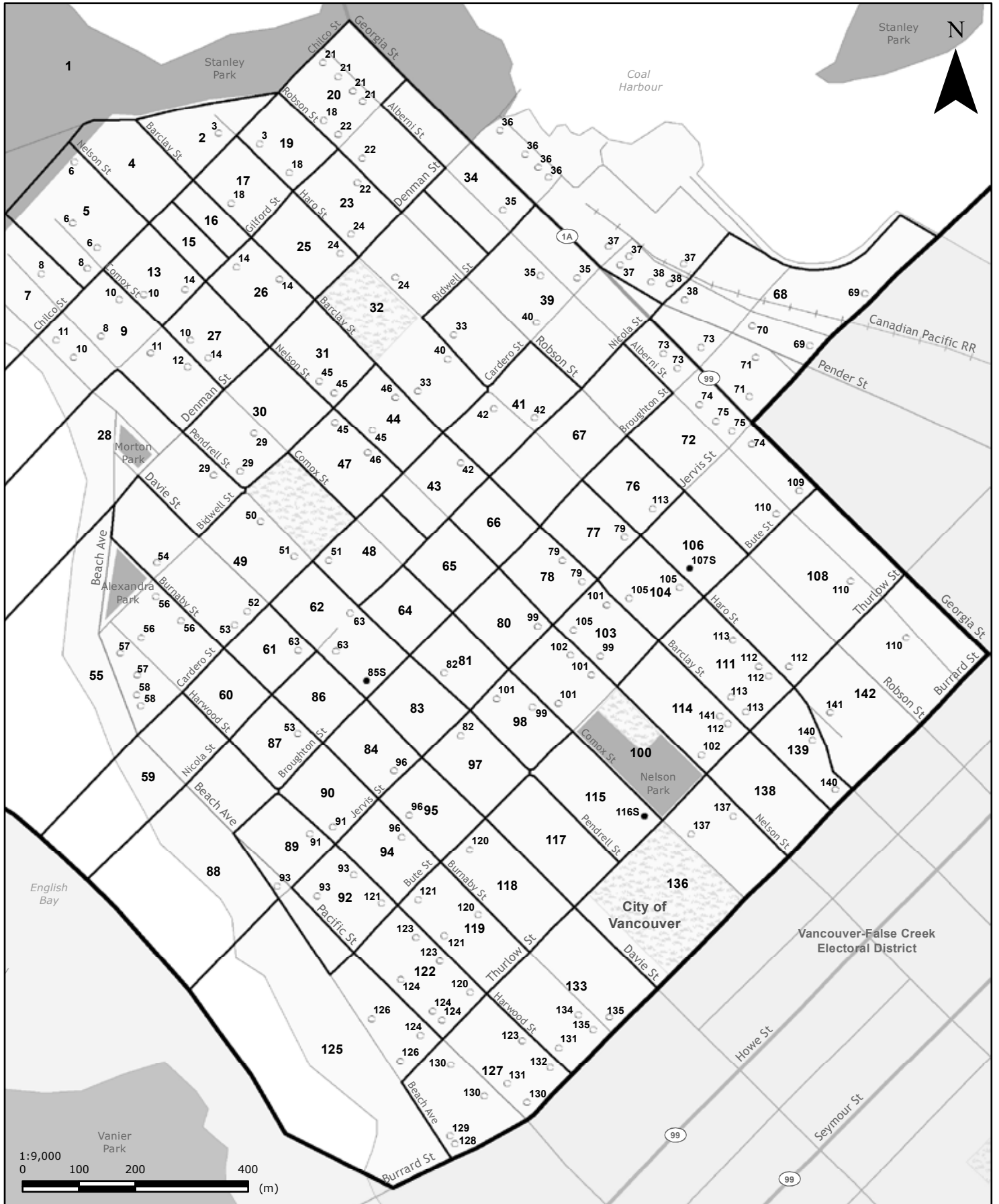
Registered voters **38,095**

Candidate elected: **Andrew Franklin Wilkinson (LIB)**

*1 Voting areas 5S and 32S combined



**Vancouver-West End (VNW)
MAP B - West End**



	Spencer Chandra Herbert NDP	John Clarke LBN	Jodie Emery GP	Scott Harrison LIB	Ronald Guillermo Herbert	Mathew David Kagis WLP	Total valid votes	Rejected ballots	Registered voters
Advance voting									
Columbus Millennium Towers	985	26	170	385	9	7	1,582	6	
St. Andrew's Wesley United Church	910	22	121	398	10	9	1,470	9	
Sunset Towers	1,573	54	193	599	21	10	2,450	11	
General voting									
Voting area									
1	14	0	5	65	0	1	85	0	260
2	68	0	12	32	0	1	113	0	248
3	57	4	6	19	2	1	89	0	254
4	52	0	15	22	2	1	92	0	281
5	62	2	11	24	1	1	101	1	300
6	53	6	18	38	0	2	117	1	312
7	36	4	8	28	1	1	78	0	228
8	64	1	22	27	1	0	115	0	295
9	70	2	8	46	4	0	130	1	347
10	67	3	15	27	0	2	114	0	314
11	19	4	11	26	0	0	60	0	183
12	46	1	7	27	2	0	83	0	194
13	38	0	8	28	0	0	74	0	178
14	68	1	19	20	0	0	108	1	307
15	46	0	10	7	0	0	63	0	201
16	41	2	15	9	0	1	68	0	205
17	83	1	23	18	0	1	126	0	301
18	91	3	18	21	1	0	134	1	350
19	53	2	10	25	0	0	90	0	245
20	50	2	24	49	0	0	125	0	320
21	58	2	9	19	2	3	93	0	308
22	38	1	11	41	0	0	91	1	269
23	41	2	17	20	0	0	80	0	199
24	83	3	14	31	4	0	135	1	367
25	62	0	12	18	2	0	94	0	285
26	58	2	11	24	0	0	95	0	217
27	55	1	15	20	1	0	92	0	256
28	30	3	5	26	0	0	64	0	170
29	81	0	14	34	3	0	132	0	333
30	70	2	11	24	0	0	107	1	289
31	58	1	19	15	0	0	93	0	297
32	55	2	13	14	0	0	84	0	301
33	49	4	12	8	0	0	73	1	348
34	24	1	6	37	2	1	71	1	281
35	32	3	11	47	0	0	93	1	347
36	20	6	2	81	1	1	111	0	368
37	110	3	5	35	0	1	154	0	371
38	42	4	2	95	1	0	144	1	358
39	39	4	9	31	0	0	83	0	331
40	39	1	2	5	0	0	47	2	326

Vancouver-West End (VNW)
Voting results by voting area

Statement of Votes
40th Provincial General Election
May 14, 2013

Voting area (continued)	Spencer Chandra Herbert NDP	John Clarke LBN	Jodie Emery GP	Scott Harrison LIB	Ronald Guillermo Herbert	Mathew David Kagis WLP	Total valid votes	Rejected ballots	Registered voters
41	37	1	5	10	0	0	53	0	230
42	43	1	12	29	0	0	85	0	288
43	47	2	14	15	1	0	79	0	221
44	32	1	10	8	2	1	54	0	194
45	58	4	13	12	0	1	88	0	269
46	32	3	9	12	0	0	56	0	257
47	48	1	15	18	2	0	84	0	218
48	45	1	9	13	1	0	69	0	243
49	61	4	20	36	0	0	121	0	314
50	32	1	7	24	1	0	65	0	170
51	47	3	11	18	1	0	80	0	253
52	24	1	6	5	2	0	38	0	155
53	49	3	7	16	1	0	76	1	246
54	29	1	7	11	0	3	51	0	253
55	26	2	16	15	0	1	60	0	192
56	53	3	12	22	0	1	91	1	320
57	17	2	5	16	0	0	40	0	146
58	37	1	10	27	0	0	75	0	257
59	49	1	24	24	0	0	98	0	281
60	44	1	8	6	0	0	59	1	230
61 *1	54	4	12	17	0	1	88	1	252
62 *1	-	-	-	-	-	-	-	-	136
63	60	3	14	28	1	1	107	1	333
64	56	3	5	17	0	0	81	0	248
65	53	0	8	8	0	0	69	2	233
66	39	3	11	28	1	0	82	0	257
67	39	2	13	18	0	0	72	0	289
68	30	10	5	93	1	0	139	2	402
69	21	6	4	49	0	0	80	0	229
70	20	2	7	33	0	0	62	0	181
71	38	7	11	77	1	0	134	1	424
72	37	1	5	40	0	0	83	0	324
73	33	4	19	41	0	2	99	0	389
74	25	3	5	43	0	1	77	0	346
75	27	4	3	53	0	0	87	1	350
76	37	0	14	13	0	1	65	0	230
77	35	1	1	9	0	0	46	0	193
78	35	0	7	17	0	1	60	0	198
79	67	0	13	13	1	0	94	1	373
80	22	0	14	17	0	2	55	0	201
81	44	2	4	8	0	0	58	1	204
82	56	4	7	30	0	0	97	0	327
83	43	1	7	13	0	0	64	2	346
84	38	2	7	13	1	0	61	0	252
85S *2	40	7	4	17	2	0	70	1	74
86	40	1	20	24	0	0	85	0	304
87	40	2	17	19	1	0	79	1	323
88	46	1	11	23	0	0	81	0	255
89	45	0	11	18	0	0	74	0	278
90	62	0	12	18	1	2	95	1	293

Voting area (continued)	Spencer Chandra Herbert	John Clarke	Jodie Emery	Scott Harrison	Ronald Guillermo Herbert	Mathew David Kagis	Total valid votes	Rejected ballots	Registered voters
	NDP	LBN	GP	LIB		WLP			
91	40	2	11	28	0	0	81	0	268
92	26	0	4	12	2	0	44	1	165
93	38	5	10	26	1	2	82	0	313
94	47	3	8	23	0	0	81	1	264
95	40	0	11	4	0	1	56	0	174
96	56	5	6	12	1	0	80	1	310
97	37	3	4	10	0	1	55	0	193
98	58	0	14	19	0	0	91	0	262
99	36	1	12	14	0	0	63	0	286
100	28	1	6	7	0	0	42	0	140
101	81	1	16	36	2	1	137	0	352
102	88	3	18	38	1	1	149	0	338
103	41	2	3	13	0	1	60	0	240
104	44	2	8	25	1	0	80	0	309
105	46	2	4	28	0	0	80	0	281
106	23	1	9	15	0	0	48	0	240
107S *2	-	-	-	-	-	-	-	-	69
108	40	4	9	32	0	0	85	2	391
109	12	0	4	19	0	0	35	0	175
110	24	3	7	28	0	0	62	0	359
111	46	2	9	27	0	0	84	0	257
112	25	2	5	27	0	0	59	1	235
113	55	1	8	16	2	1	83	1	329
114	50	3	19	25	1	0	98	1	281
115	86	3	15	15	0	1	120	1	336
116S *2	-	-	-	-	-	-	-	-	16
117	42	1	10	13	0	0	66	1	213
118	47	3	4	14	1	0	69	0	238
119	45	2	13	13	1	0	74	0	214
120	77	0	22	25	1	0	125	1	389
121	72	2	11	22	0	0	107	2	333
122	32	1	5	4	0	1	43	1	213
123	34	3	24	23	0	0	84	0	254
124	35	1	13	21	2	0	72	0	263
125	30	1	7	34	0	0	72	1	199
126	70	4	18	41	1	0	134	1	338
127	32	0	5	5	0	0	42	0	135
128	11	2	6	44	2	0	65	0	121
129	33	4	12	18	3	0	70	0	236
130	60	1	15	54	1	1	132	0	369
131	51	0	4	13	1	0	69	0	275
132	17	5	3	26	0	1	52	0	145
133	52	2	9	19	0	1	83	0	266
134	72	8	5	26	2	0	113	0	241
135	45	3	6	25	1	0	80	0	278
136	45	2	5	19	0	1	72	0	348
137	53	3	7	17	0	1	81	0	270
138	59	2	15	61	0	3	140	0	487
139	24	1	4	16	0	0	45	0	166
140	20	3	3	37	1	1	65	0	287

Vancouver-West End (VNW)
Voting results by voting area

Statement of Votes
 40th Provincial General Election
 May 14, 2013

	Spencer Chandra Herbert	John Clarke	Jodie Emery	Scott Harrison	Ronald Guillermo Herbert	Mathew David Kagis	Total valid votes	Rejected ballots	Registered voters
Voting area (continued)	NDP	LBN	GP	LIB		WLP			
141	32	0	5	16	0	0	53	0	230
142	37	0	6	13	3	0	59	0	193
Sub totals	9,776	398	1,897	4,817	122	81	17,091	74	37,609
s. 98 Special	50	4	17	28	2	1	102	2	
s. 99 Absentee - in ED	519	37	155	245	2	9	967	5	
s. 100 Absentee - out of ED	163	4	63	124	2	1	357	21	
s. 101 Absentee - advance	57	2	12	20	1	2	94	1	
s. 104 Voting in DEO office	139	1	7	78	3	0	228	5	
s. 106 Voting by mail	51	0	5	37	0	0	93	4	
Grand totals	10,755	446	2,156	5,349	132	94	18,932	112	37,609
% of valid votes	56.81%	2.35%	11.39%	28.25%	0.70%	0.50%			

Summary

Valid votes - General and advance	17,091	90.27%	Total valid votes
s. 98 Special	102	0.54%	Total valid votes
s. 99 Absentee - in ED	967	5.11%	Total valid votes
s. 100 Absentee - out of ED	357	1.89%	Total valid votes
s. 101 Absentee - advance	94	0.50%	Total valid votes
s. 104 Voting in DEO office	228	1.20%	Total valid votes
s. 106 Voting by mail	93	0.49%	Total valid votes

Total valid votes **18,932**

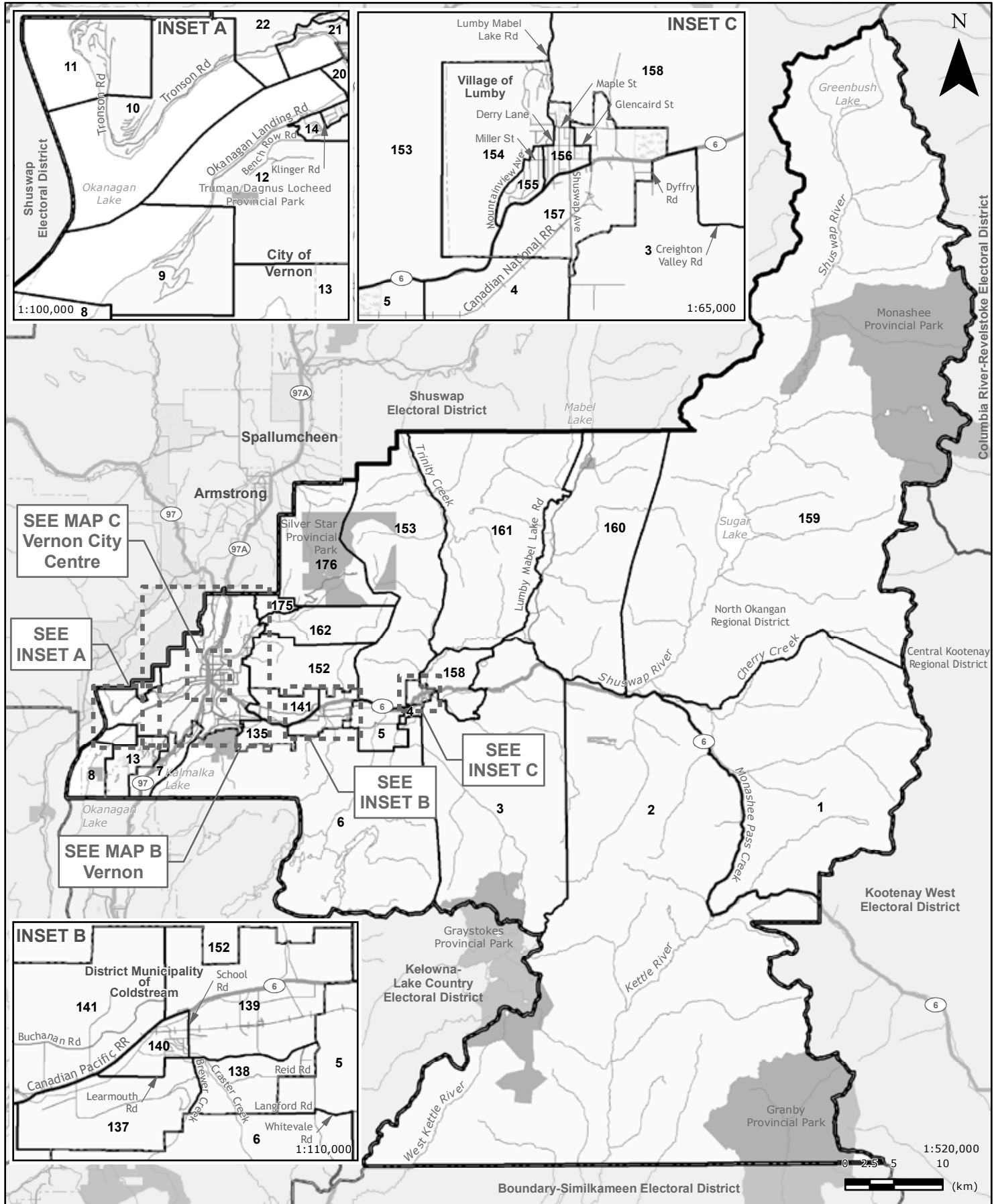
Rejected ballots	112	0.59%	Ballots cast
Registered voters who voted	19,044	50.64%	Registered voters

Registered voters **37,609**

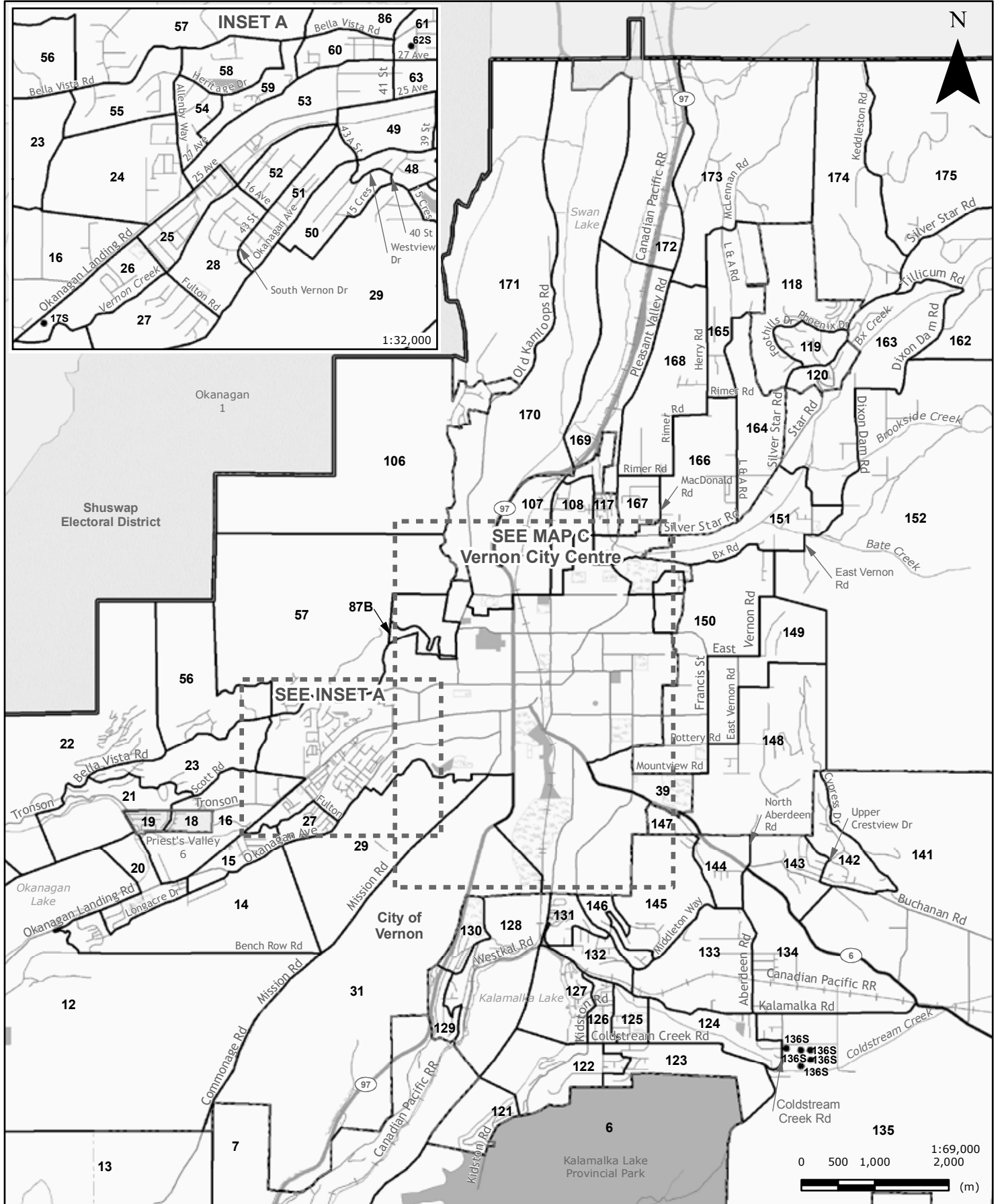
Candidate elected: Spencer Chandra Herbert (NDP)

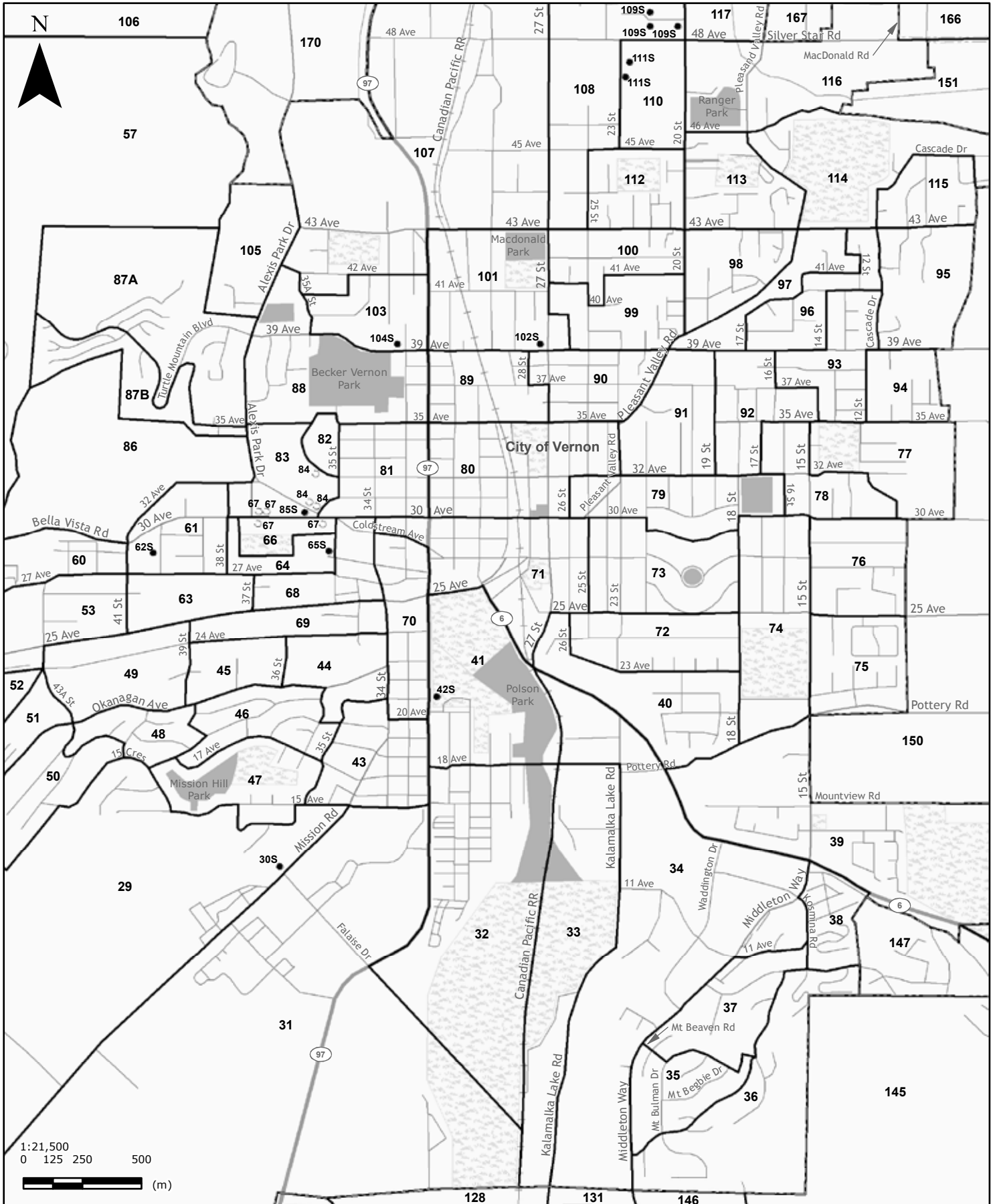
*1 Voting areas 61 and 62 combined

*2 Voting areas 85S, 107S and 116S combined



Vernon-Monashee (VRM)
MAP B - Vernon





Vernon-Monashee (VRM)
Voting results by voting area

Statement of Votes
 40th Provincial General Election
 May 14, 2013

	Scott Anderson	Eric Bailey Foster	Rebecca Helps	Mark Steven Olsen	Korry Zepik	Total valid votes	Rejected ballots	Registered voters
	CP	LIB	GP	NDP	IND			
Advance voting								
Priest Valley Gymnasium	218	1,023	115	885	19	2,260	2	
Schubert Centre	486	1,809	208	1,383	23	3,909	9	
White Valley Community Centre	94	251	38	175	1	559	0	
General voting								
Voting area								
1	10	35	9	23	3	80	0	160
2	16	58	25	51	1	151	0	301
3	13	43	7	47	0	110	0	293
4	22	43	13	37	0	115	0	274
5	7	38	5	35	0	85	0	242
6	4	25	10	19	0	58	0	150
7 *1	-	-	-	-	-	-	-	57
8	6	32	2	8	0	48	1	118
9	10	79	12	32	0	133	1	261
10	8	40	3	16	0	67	0	177
11	15	87	10	19	0	131	0	346
12	22	112	11	40	1	186	0	375
13 *1	10	132	7	26	0	175	0	450
14	21	131	13	59	1	225	1	453
15	20	53	7	35	0	115	0	372
16	18	48	14	56	0	136	0	390
17S *2	24	39	4	17	1	85	1	85
18	22	52	3	38	2	117	0	230
19	12	41	7	35	0	95	0	282
20	14	54	7	32	0	107	0	274
21	5	67	5	45	3	125	1	349
22	6	93	12	40	2	153	0	340
23	19	79	11	32	3	144	0	350
24	15	55	6	38	0	114	0	292
25	8	37	13	19	0	77	1	285
26	5	32	3	17	0	57	0	168
27	11	68	5	36	0	120	0	264
28	9	29	8	45	1	92	0	304
29	9	39	3	58	1	110	0	371
30S *6	-	-	-	-	-	-	-	58
31	10	46	3	13	0	72	0	174
32 *3	5	13	7	21	2	48	0	200
33	8	30	8	29	0	75	0	280
34	13	41	6	26	0	86	0	244
35	26	88	8	27	0	149	0	350
36	15	87	9	49	0	160	1	415
37	15	58	3	44	0	120	0	313
38	8	59	0	16	1	84	0	189
39	16	73	1	35	0	125	0	315
40	20	64	12	41	0	137	0	342

Vernon-Monashee (VRM)
Voting results by voting area

Voting area (continued)	Scott Anderson	Eric Bailey Foster	Rebecca Helps	Mark Steven Olsen	Korry Zepik	Total valid votes	Rejected ballots	Registered voters
	CP	LIB	GP	NDP	IND			
41 *3	-	-	-	-	-	-	-	111
42S *4	10	11	2	16	1	40	0	88
43	10	36	11	46	1	104	0	332
44	4	19	9	24	0	56	1	277
45	10	27	9	19	0	65	0	260
46	5	33	6	27	3	74	0	300
47	6	36	4	36	0	82	0	276
48	5	27	6	32	0	70	0	288
49	5	17	5	17	0	44	0	306
50	14	37	4	29	0	84	0	336
51	13	27	16	55	0	111	1	371
52	11	17	3	25	0	56	0	259
53	9	15	5	32	0	61	0	256
54	6	20	1	29	0	56	0	218
55	13	37	10	43	1	104	0	283
56	15	45	12	58	1	131	1	325
57	2	43	4	26	1	76	0	200
58	17	29	6	26	1	79	0	234
59	4	43	4	52	0	103	0	390
60	6	10	1	20	0	37	0	200
61	11	32	12	36	1	92	0	343
62S *5	6	22	4	15	0	47	1	4
63	12	47	3	42	0	104	0	340
64	4	12	3	27	1	47	0	195
65S *6	8	20	3	5	1	37	2	44
66	6	14	2	14	0	36	0	185
67	16	23	4	22	0	65	0	245
68	11	23	2	25	0	61	0	304
69	4	10	3	17	0	34	0	219
70	9	17	2	26	1	55	0	287
71	4	26	7	21	0	58	0	209
72	17	48	15	40	0	120	0	316
73	11	46	12	62	3	134	0	337
74	14	53	6	43	0	116	0	274
75	6	88	16	59	0	169	0	343
76	15	48	4	52	5	124	0	316
77	15	52	3	42	1	113	0	355
78	18	35	5	39	0	97	2	255
79	3	52	9	50	2	116	0	269
80	2	20	11	32	0	65	0	223
81	4	8	5	15	0	32	0	190
82	7	18	3	11	0	39	1	195
83	12	24	3	14	0	53	1	205
84	12	28	2	14	0	56	0	285
85S *4	-	-	-	-	-	-	-	53
86	5	10	6	8	0	29	0	143
87A	8	42	8	24	0	82	1	290
87B	12	49	8	17	1	87	0	220
88	10	34	4	35	1	84	0	292
89	0	11	6	21	1	39	0	267

Vernon-Monashee (VRM)
Voting results by voting area

Statement of Votes
 40th Provincial General Election
 May 14, 2013

Voting area (continued)	Scott Anderson	Eric Bailey Foster	Rebecca Helps	Mark Steven Olsen	Korry Zepik	Total valid votes	Rejected ballots	Registered voters
	CP	LIB	GP	NDP	IND			
90	9	36	12	23	0	80	0	304
91	6	35	12	57	0	110	2	304
92	14	48	7	48	0	117	0	291
93	18	47	6	49	0	120	0	341
94	4	34	3	20	0	61	0	164
95	15	37	1	23	0	76	0	203
96	10	60	7	45	1	123	0	303
97	5	36	4	26	1	72	0	200
98	10	27	10	51	1	99	0	321
99	19	69	6	21	1	116	1	348
100	6	30	6	48	1	91	0	320
101	14	23	5	27	1	70	0	334
102S *7	7	28	14	1	22	72	0	59
103	12	32	4	33	0	81	0	333
104S *7	-	-	-	-	-	-	-	94
105	12	25	12	24	2	75	0	384
106	12	31	8	49	1	101	0	248
107	7	15	6	28	0	56	0	240
108	10	14	5	27	0	56	0	231
109S *5	-	-	-	-	-	-	-	109
110	12	31	1	20	3	67	0	224
111S	11	34	2	16	1	64	0	107
112	18	26	5	44	1	94	1	295
113	10	29	6	33	1	79	0	303
114	16	50	7	28	0	101	0	271
115	13	34	4	34	0	85	0	261
116	8	26	3	47	0	84	0	278
117	4	55	1	24	0	84	0	293
118	28	121	22	54	2	227	0	481
119	24	124	7	58	1	214	1	429
120	6	38	4	19	0	67	1	143
121	7	60	6	29	0	102	0	215
122	10	73	5	40	0	128	2	274
123	9	92	11	65	0	177	0	357
124	17	51	11	50	0	129	0	222
125	8	71	7	46	0	132	0	274
126	13	65	7	33	0	118	0	303
127	12	59	7	25	1	104	0	232
128	26	95	15	55	1	192	2	401
129	9	58	5	31	0	103	0	280
130	13	38	5	34	0	90	0	231
131	16	68	16	52	1	153	0	406
132	16	94	3	43	2	158	0	384
133	13	59	7	34	1	114	0	259
134	22	61	19	48	1	151	0	300
135	14	60	6	31	0	111	0	221
136S *2	-	-	-	-	-	-	-	93
137	33	76	9	51	0	169	0	324
138	14	44	7	27	1	93	0	205
139	23	85	13	59	0	180	0	363

Voting area (continued)	Scott Anderson	Eric Bailey Foster	Rebecca Helps	Mark Steven Olsen	Korry Zepik	Total valid votes	Rejected ballots	Registered voters
	CP	LIB	GP	NDP	IND			
140	29	65	7	70	2	173	1	314
141	18	85	10	35	0	148	0	366
142	18	106	9	67	0	200	0	369
143	14	80	7	33	0	134	0	277
144	16	54	11	31	0	112	0	233
145	18	125	9	27	0	179	0	416
146	5	90	2	29	0	126	1	328
147	15	25	5	26	0	71	0	155
148	11	86	8	51	0	156	1	375
149	9	53	9	29	3	103	0	205
150	14	50	9	41	1	115	0	303
151	8	74	9	28	0	119	0	284
152	3	70	6	16	0	95	0	246
153	18	56	7	44	1	126	0	307
154	29	62	7	19	0	117	2	372
155	22	71	13	44	0	150	1	373
156	12	38	8	40	0	98	0	317
157	7	26	14	43	1	91	1	279
158	16	80	12	21	0	129	0	332
159	5	30	11	59	1	106	0	240
160	10	40	15	26	2	93	0	215
161	16	38	6	21	0	81	0	205
162	13	46	22	20	0	101	0	283
163	14	71	14	36	0	135	0	262
164	7	34	2	13	0	56	0	121
165	31	92	10	56	0	189	0	389
166	17	78	10	70	0	175	1	330
167	28	80	7	42	0	157	0	304
168	26	63	7	46	1	143	0	266
169	11	12	5	26	0	54	0	159
170	9	38	9	26	1	83	0	222
171	6	10	11	15	1	43	0	148
172	7	53	9	29	1	99	1	267
173	21	78	8	55	0	162	0	367
174	2	28	5	6	0	41	0	109
175	26	46	14	36	1	123	0	315
176	3	21	2	3	0	29	0	110
Sub totals	2,871	11,282	1,620	8,148	156	24,077	48	47,129
s. 98 Special	15	69	13	89	2	188	2	
s. 99 Absentee - in ED	203	802	217	720	8	1,950	9	
s. 100 Absentee - out of ED	20	84	21	89	0	214	13	
s. 101 Absentee - advance	15	63	12	30	2	122	2	
s. 104 Voting in DEO office	29	173	16	123	1	342	2	
s. 106 Voting by mail	16	30	6	34	0	86	1	
Grand totals	3,169	12,503	1,905	9,233	169	26,979	77	47,129
% of valid votes	11.75%	46.34%	7.06%	34.22%	0.63%			

Vernon-Monashee (VRM)
Voting results by voting area

Summary

Valid votes - General and advance	24,077	89.24%	Total valid votes
s. 98 Special	188	0.70%	Total valid votes
s. 99 Absentee - in ED	1,950	7.23%	Total valid votes
s. 100 Absentee - out of ED	214	0.79%	Total valid votes
s. 101 Absentee - advance	122	0.45%	Total valid votes
s. 104 Voting in DEO office	342	1.27%	Total valid votes
s. 106 Voting by mail	86	0.32%	Total valid votes

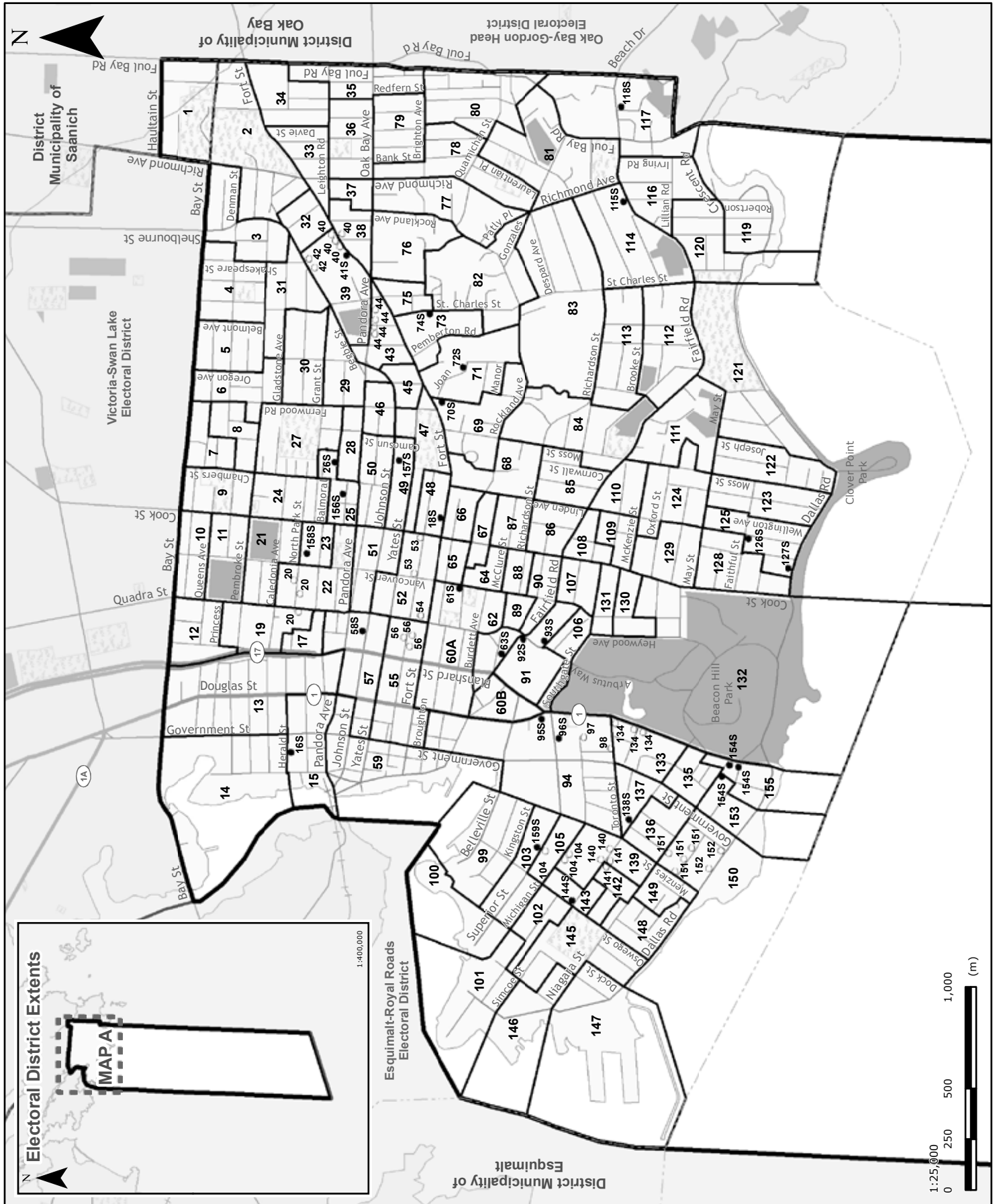
Total valid votes **26,979**

Rejected ballots	77	0.28%	Ballots cast
Registered voters who voted	27,056	57.41%	Registered voters

Registered voters **47,129**

Candidate elected: Eric Bailey Foster (LIB)

- *1 Voting areas 7 and 13 combined
- *2 Voting areas 17S and 136S combined
- *3 Voting areas 32 and 41 combined
- *4 Voting areas 42S and 85S combined
- *5 Voting areas 62S and 109S combined
- *6 Voting areas 30S and 65S combined
- *7 Voting areas 102S and 104S combined



Victoria-Beacon Hill (VTB)
Voting results by voting area

Statement of Votes
 40th Provincial General Election
 May 14, 2013

	Karen Bill	Carole James	John Shaw	Jane Sterk	Total valid votes	Rejected ballots	Registered voters
	LIB	NDP	COMM	GP			
Advance voting							
James Bay New Horizons	645	1,776	13	901	3,335	5	
North Park Manor	397	1,334	14	716	2,461	7	
General voting							
Voting area							
1	9	30	0	28	67	0	155
2	14	60	1	45	120	1	318
3 *1	14	93	0	41	148	1	358
4	12	83	0	61	156	2	385
5	12	93	0	52	157	1	362
6	9	68	0	69	146	1	354
7	14	68	2	47	131	0	286
8	12	63	1	50	126	0	300
9	7	62	0	54	123	2	305
10 *2	13	51	0	47	111	0	418
11	14	51	0	33	98	0	282
12	7	39	0	28	74	0	323
13	21	42	0	34	97	0	403
14	19	47	0	35	101	0	280
15	6	35	1	30	72	0	328
16S *3	75	87	4	26	192	5	23
17	33	54	0	35	122	0	385
18S *5	-	-	-	-	-	-	22
19	4	29	0	18	51	0	222
20	8	29	0	23	60	0	296
21	10	38	3	31	82	0	328
22	8	42	2	34	86	1	264
23	6	46	0	26	78	0	235
24	10	52	1	40	103	0	317
25	5	40	0	30	75	0	296
26S *4	60	68	0	21	149	2	74
27	7	56	1	63	127	0	334
28	11	58	4	51	124	0	310
29	10	62	0	50	122	0	346
30	6	76	1	74	157	0	354
31	15	80	0	41	136	1	326
32	13	70	0	51	134	0	301
33	18	73	1	45	137	4	291
34	15	80	0	70	165	0	323
35	25	76	2	64	167	2	299
36	36	99	0	48	183	0	340
37	27	74	1	54	156	0	335
38	38	62	0	35	135	1	357
39	18	66	0	54	138	0	316
40	17	71	1	37	126	0	305

Voting area (continued)	Karen Bill	Carole James	John Shaw	Jane Sterk	Total valid votes	Rejected ballots	Registered voters
	LIB	NDP	COMM	GP			
41S *4	-	-	-	-	-	-	31
42	13	52	1	25	91	0	253
43 *5	17	56	0	42	115	0	293
44	15	46	0	23	84	0	212
45	18	73	1	36	128	1	324
46	9	48	0	50	107	0	322
47	27	67	0	55	149	0	314
48	17	58	3	53	131	2	298
49	16	58	1	28	103	1	262
50	14	85	0	45	144	0	308
51	26	45	0	30	101	0	448
52	18	50	0	25	93	0	356
53	27	29	0	20	76	0	259
54	5	28	0	14	47	0	294
55	11	37	1	18	67	1	265
56	14	29	0	34	77	0	297
57	21	48	0	35	104	0	438
58S *4	-	-	-	-	-	-	87
59	21	27	0	31	79	2	346
60A	42	58	0	42	142	1	376
60B	65	74	0	67	206	0	441
61S *6	44	61	2	18	125	5	43
62	36	45	0	34	115	0	317
63S *6	-	-	-	-	-	-	84
64	13	56	1	33	103	2	311
65	20	44	0	38	102	0	318
66	15	60	0	33	108	1	324
67	18	50	1	32	101	0	256
68	19	65	1	55	140	0	332
69	24	81	2	69	176	3	336
70S *4	-	-	-	-	-	-	7
71	27	74	2	62	165	0	340
72S *4	-	-	-	-	-	-	4
73	16	63	0	52	131	0	305
74S *3	-	-	-	-	-	-	22
75	32	39	3	42	116	0	274
76	39	66	1	59	165	0	338
77	26	65	1	63	155	0	304
78	19	100	0	54	173	0	311
79	20	94	0	59	173	0	313
80	22	72	2	68	164	1	350
81	50	71	0	55	176	1	347
82	48	39	0	58	145	1	318
83	40	78	0	77	195	0	340
84	27	99	0	84	210	1	351
85	11	68	1	44	124	1	300
86	19	53	0	50	122	0	353
87	18	57	0	44	119	0	319
88	21	44	1	43	109	1	330
89	9	48	0	29	86	0	291

Victoria-Beacon Hill (VTB)
Voting results by voting area

Statement of Votes
 40th Provincial General Election
 May 14, 2013

Voting area (continued)	Karen Bill	Carole James	John Shaw	Jane Sterk	Total valid votes	Rejected ballots	Registered voters
	LIB	NDP	COMM	GP			
90	24	56	0	39	119	0	333
91	22	50	2	68	142	0	354
92S *6	-	-	-	-	-	-	133
93S *4	-	-	-	-	-	-	86
94	20	72	1	65	158	1	372
95S *3	-	-	-	-	-	-	61
96S *3	-	-	-	-	-	-	48
97	16	27	1	23	67	0	214
98	18	29	0	24	71	0	220
99 *7	35	39	0	17	91	0	318
100	34	50	0	35	119	1	302
101	44	57	1	33	135	1	364
102	26	82	2	51	161	2	382
103	18	57	1	54	130	2	369
104	15	37	1	25	78	0	268
105	14	41	0	28	83	0	323
106	12	64	1	39	116	2	301
107	16	49	1	35	101	0	355
108	33	64	0	63	160	3	339
109	33	65	0	42	140	1	334
110	26	77	0	83	186	0	362
111	22	75	1	77	175	0	303
112	16	80	1	92	189	2	336
113	22	103	1	78	204	0	334
114	20	73	2	65	160	0	323
115S *3	-	-	-	-	-	-	78
116	30	82	3	63	178	0	357
117	48	79	0	71	198	1	356
118S *4	-	-	-	-	-	-	15
119	31	69	0	63	163	0	348
120	35	104	0	51	190	0	342
121	30	68	0	88	186	0	344
122	24	81	0	69	174	2	359
123	27	70	0	67	164	0	328
124	14	109	0	77	200	0	351
125	26	66	0	56	148	0	305
126S *3	-	-	-	-	-	-	8
127S *3	-	-	-	-	-	-	8
128	21	71	0	64	156	0	324
129	19	69	1	59	148	1	326
130	16	49	1	42	108	0	334
131	23	39	2	32	96	1	302
132	18	50	0	50	118	0	337
133	26	66	0	34	126	0	298
134	23	57	3	31	114	0	334
135	23	52	1	31	107	0	299
136	25	68	0	52	145	1	377
137	23	63	0	28	114	0	326
138S *3	-	-	-	-	-	-	15
139	19	57	2	44	122	0	328

	Karen Bill	Carole James	John Shaw	Jane Sterk	Total valid votes	Rejected ballots	Registered voters
Voting area (continued)	LIB	NDP	COMM	GP			
140	24	49	2	19	94	0	333
141	13	28	0	21	62	0	271
142	23	56	0	38	117	0	328
143	15	65	0	41	121	0	339
144S *4	-	-	-	-	-	-	49
145	26	87	1	53	167	0	330
146	26	53	2	49	130	0	336
147	32	70	1	62	165	3	384
148	32	67	3	47	149	0	328
149	15	47	0	35	97	0	349
150	18	64	0	41	123	1	314
151	3	31	0	17	51	1	228
152	10	29	1	13	53	1	313
153	10	59	0	44	113	0	290
154S *3	-	-	-	-	-	-	94
155	18	36	0	42	96	1	317
156S *1	-	-	-	-	-	-	11
157S *5	-	-	-	-	-	-	28
158S *2	-	-	-	-	-	-	13
159S *7	-	-	-	-	-	-	44
Sub totals	3,981	11,400	117	7,850	23,348	89	44,550
s. 98 Special	68	217	4	126	415	7	
s. 99 Absentee - in ED	130	430	4	364	928	3	
s. 100 Absentee - out of ED	63	180	2	168	413	14	
s. 101 Absentee - advance	30	59	1	51	141	4	
s. 104 Voting in DEO office	92	307	2	187	588	9	
s. 106 Voting by mail	22	104	1	50	177	2	
Grand totals	4,386	12,697	131	8,796	26,010	128	44,550
% of valid votes	16.86%	48.82%	0.50%	33.82%			

Victoria-Beacon Hill (VTB)
Voting results by voting area

Summary

Valid votes - General and advance	23,348	89.77%	Total valid votes
s. 98 Special	415	1.59%	Total valid votes
s. 99 Absentee - in ED	928	3.57%	Total valid votes
s. 100 Absentee - out of ED	413	1.59%	Total valid votes
s. 101 Absentee - advance	141	0.54%	Total valid votes
s. 104 Voting in DEO office	588	2.26%	Total valid votes
s. 106 Voting by mail	177	0.68%	Total valid votes

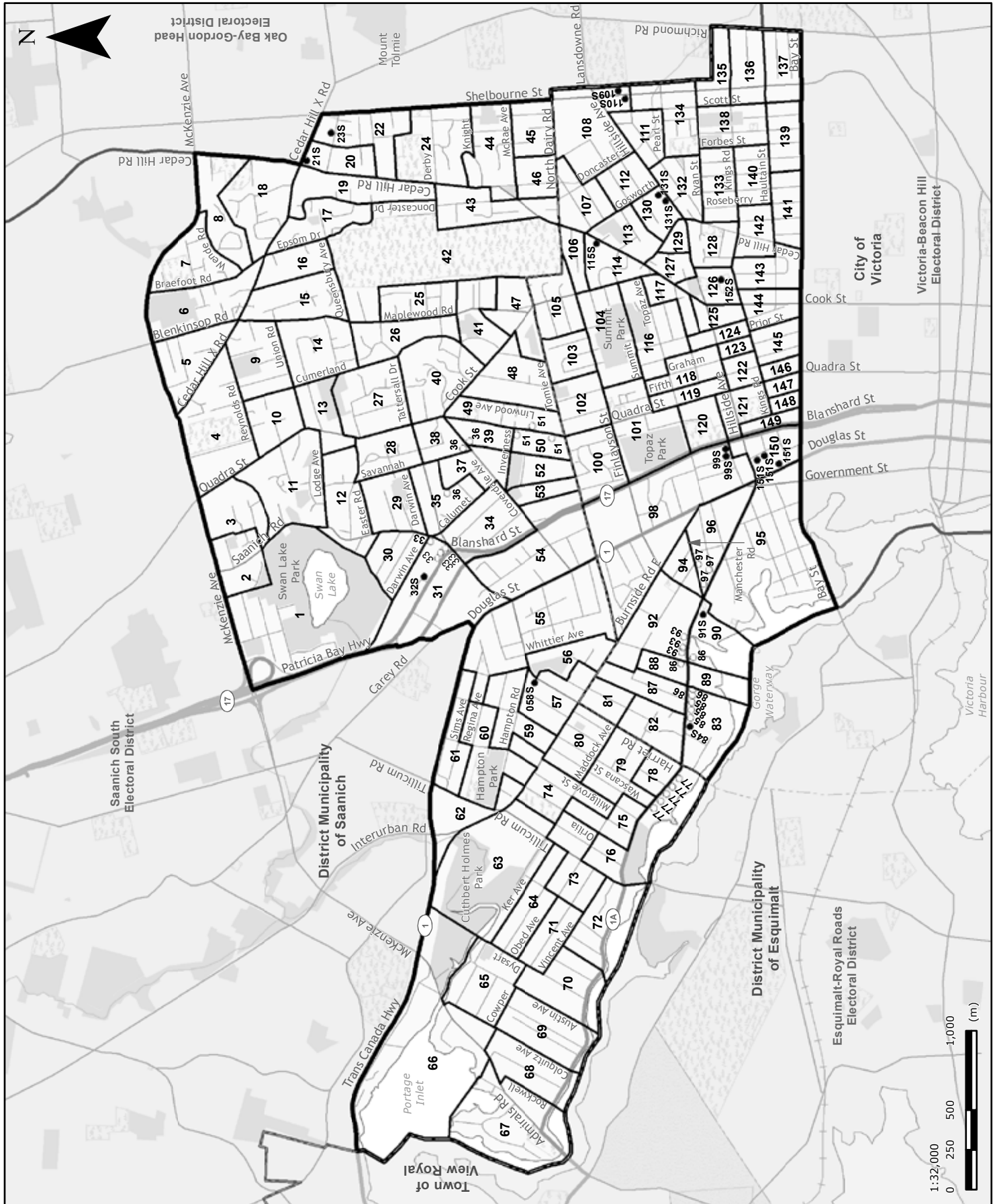
Total valid votes **26,010**

Rejected ballots	128	0.49%	Ballots cast
Registered voters who voted	26,138	58.67%	Registered voters

Registered voters **44,550**

Candidate elected: **Carole James (NDP)**

-
- *1 Voting areas 3 and 156S combined
 - *2 Voting areas 10 and 158S combined
 - *3 Voting areas 16S, 74S, 95S, 96S, 115S, 126S, 127S, 138S and 154S combined
 - *4 Voting areas 26S, 41S, 58S, 70S, 72S, 93S, 118S and 144S combined
 - *5 Voting areas 18S, 43 and 157S combined
 - *6 Voting areas 61S, 63S and 92S combined
 - *7 Voting areas 99 and 159S combined



Victoria-Swan Lake (VTS)
Voting results by voting area

Statement of Votes
40th Provincial General Election
May 14, 2013

	Christina Bates LIB	Rob Fleming NDP	Spencer Alexander Malthouse GP	Total valid votes	Rejected ballots	Registered voters
Advance voting						
Church of Latter-Day Saints	570	1,838	522	2,930	13	
Les Passmore Seniors Centre	209	666	178	1,053	1	
General voting						
Voting area						
1	46	74	17	137	2	321
2	46	69	19	134	0	254
3	21	70	31	122	3	331
4	36	62	33	131	0	270
5	54	71	28	153	1	331
6	50	78	37	165	0	299
7	33	48	26	107	0	216
8	39	54	22	115	2	307
9	32	77	27	136	0	251
10	24	46	31	101	0	239
11	48	85	49	182	1	385
12	34	76	41	151	0	370
13	50	52	30	132	0	274
14	49	82	30	161	0	328
15	53	60	24	137	0	291
16	20	36	14	70	0	164
17	37	51	33	121	1	209
18	49	60	39	148	1	301
19	27	67	38	132	0	367
20	51	62	40	153	2	374
21S *1	82	110	46	238	11	121
22 *2	28	69	27	124	1	227
23S *2	-	-	-	-	-	54
24	41	83	51	175	0	323
25	24	54	22	100	0	229
26	34	64	23	121	1	239
27	47	71	24	142	1	360
28	15	45	32	92	0	214
29	12	84	22	118	0	263
30	31	87	23	141	1	275
31	16	38	10	64	2	127
32S *3	79	73	35	187	4	25
33	27	60	29	116	0	276
34	22	31	33	86	0	233
35	28	59	36	123	0	269
36	10	43	18	71	0	232
37	14	48	23	85	0	278
38	14	42	15	71	0	131
39	14	63	32	109	0	282
40	39	111	56	206	2	388

Voting area (continued)	Christina Bates	Rob Fleming	Spencer Alexander Malthouse	Total valid votes	Rejected ballots	Registered voters
	LIB	NDP	GP			
41	30	51	37	118	2	242
42	39	46	27	112	0	222
43	52	84	39	175	0	333
44	36	79	43	158	0	285
45	17	63	28	108	0	221
46	36	63	22	121	0	287
47	25	52	28	105	2	295
48	42	84	38	164	1	302
49	39	76	36	151	1	274
50	13	47	17	77	1	270
51	13	56	31	100	0	319
52	19	34	23	76	0	265
53	22	64	29	115	0	306
54	20	50	10	80	0	313
55	20	57	16	93	1	275
56	20	43	24	87	1	306
57	20	45	20	85	0	305
58S *4	40	61	21	122	1	15
59	22	58	30	110	0	333
60	15	46	16	77	0	265
61	35	53	16	104	1	348
62	13	48	22	83	1	304
63	21	66	18	105	0	320
64	27	51	23	101	0	316
65	26	71	29	126	0	286
66	32	68	31	131	0	308
67	59	63	43	165	1	341
68	23	90	24	137	0	269
69	53	81	36	170	0	338
70	40	66	21	127	0	297
71	14	52	17	83	0	226
72	27	66	37	130	0	262
73	26	68	27	121	1	305
74	33	81	41	155	0	303
75	39	69	33	141	0	298
76	26	61	17	104	1	299
77	30	71	27	128	0	316
78	38	71	20	129	0	306
79	51	101	35	187	0	347
80	29	70	37	136	0	326
81	16	41	17	74	0	196
82	40	62	14	116	0	277
83	29	74	21	124	0	313
84S *3	-	-	-	-	-	63
85	13	36	17	66	0	210
86	17	32	15	64	0	366
87	30	49	19	98	0	263
88	20	33	22	75	0	211
89	16	26	13	55	1	189
90	49	46	23	118	0	283

Victoria-Swan Lake (VTS)
Voting results by voting area

Statement of Votes
 40th Provincial General Election
 May 14, 2013

Voting area (continued)	Christina Bates	Rob Fleming	Spencer Alexander Malthouse	Total valid votes	Rejected ballots	Registered voters
	LIB	NDP	GP			
91S *4	-	-	-	-	-	160
92	23	67	32	122	0	371
93	12	42	16	70	0	329
94	8	45	17	70	0	202
95	7	14	14	35	0	213
96	9	17	23	49	0	186
97 *5	23	61	30	114	0	231
98 *5	-	-	-	-	-	107
99S *3	-	-	-	-	-	189
100	44	79	46	169	0	367
101	19	53	25	97	0	244
102	10	59	30	99	1	275
103	18	51	26	95	0	230
104	14	77	29	120	0	294
105	28	60	39	127	0	308
106	10	31	14	55	0	156
107	25	64	48	137	0	308
108	23	38	22	83	0	246
109S *1	-	-	-	-	-	74
110S *1	-	-	-	-	-	36
111	38	80	23	141	0	283
112	48	91	33	172	3	336
113	26	70	28	124	0	248
114	29	61	43	133	0	292
115S *3	-	-	-	-	-	42
116	14	57	16	87	0	295
117	40	46	25	111	0	306
118	11	68	25	104	0	290
119	9	31	13	53	0	265
120	13	51	18	82	1	266
121	9	16	17	42	0	201
122	7	46	15	68	0	261
123	11	39	24	74	1	273
124	11	25	12	48	0	186
125	16	36	27	79	0	295
126	2	21	7	30	0	141
127	10	35	17	62	1	245
128	12	63	47	122	0	335
129	14	28	18	60	0	177
130	18	49	15	82	0	250
131S *1	-	-	-	-	-	89
132	26	65	28	119	0	261
133	22	107	48	177	0	312
134	30	92	44	166	2	330
135	25	62	31	118	0	316
136	32	73	24	129	1	297
137	27	90	48	165	0	348
138	18	80	29	127	0	215
139	31	82	42	155	0	289
140	26	81	22	129	0	256

Voting area (continued)	Christina Bates	Rob Fleming	Spencer Alexander Malthouse	Total valid votes	Rejected ballots	Registered voters
	LIB	NDP	GP			
141	9	92	44	145	1	309
142	4	69	18	91	0	250
143	22	69	32	123	0	313
144	17	63	44	124	0	329
145	10	50	29	89	0	279
146	7	29	16	52	0	161
147	13	41	16	70	0	215
148	9	47	23	79	1	239
149	3	84	14	101	0	248
150 *5	-	-	-	-	-	128
151S *1	-	-	-	-	-	158
152S *4	-	-	-	-	-	73
Sub totals	4,509	10,891	4,502	19,902	78	39,275
s. 98 Special	77	164	69	310	9	
s. 99 Absentee - in ED	230	702	421	1,353	11	
s. 100 Absentee - out of ED	100	224	145	469	28	
s. 101 Absentee - advance	25	80	23	128	3	
s. 104 Voting in DEO office	89	217	76	382	8	
s. 106 Voting by mail	25	72	24	121	6	
Grand totals	5,055	12,350	5,260	22,665	143	39,275
% of valid votes	22.30%	54.49%	23.21%			

Summary

Valid votes - General and advance	19,902	87.81%	Total valid votes
s. 98 Special	310	1.37%	Total valid votes
s. 99 Absentee - in ED	1,353	5.97%	Total valid votes
s. 100 Absentee - out of ED	469	2.07%	Total valid votes
s. 101 Absentee - advance	128	0.56%	Total valid votes
s. 104 Voting in DEO office	382	1.69%	Total valid votes
s. 106 Voting by mail	121	0.53%	Total valid votes

Total valid votes 22,665

Rejected ballots	143	0.63%	Ballots cast
Registered voters who voted	22,808	58.07%	Registered voters

Registered voters 39,275

Candidate elected: Rob Fleming (NDP)

*1 Voting areas 21S, 109S, 110S, 131S and 151S combined

*2 Voting areas 22 and 23S combined

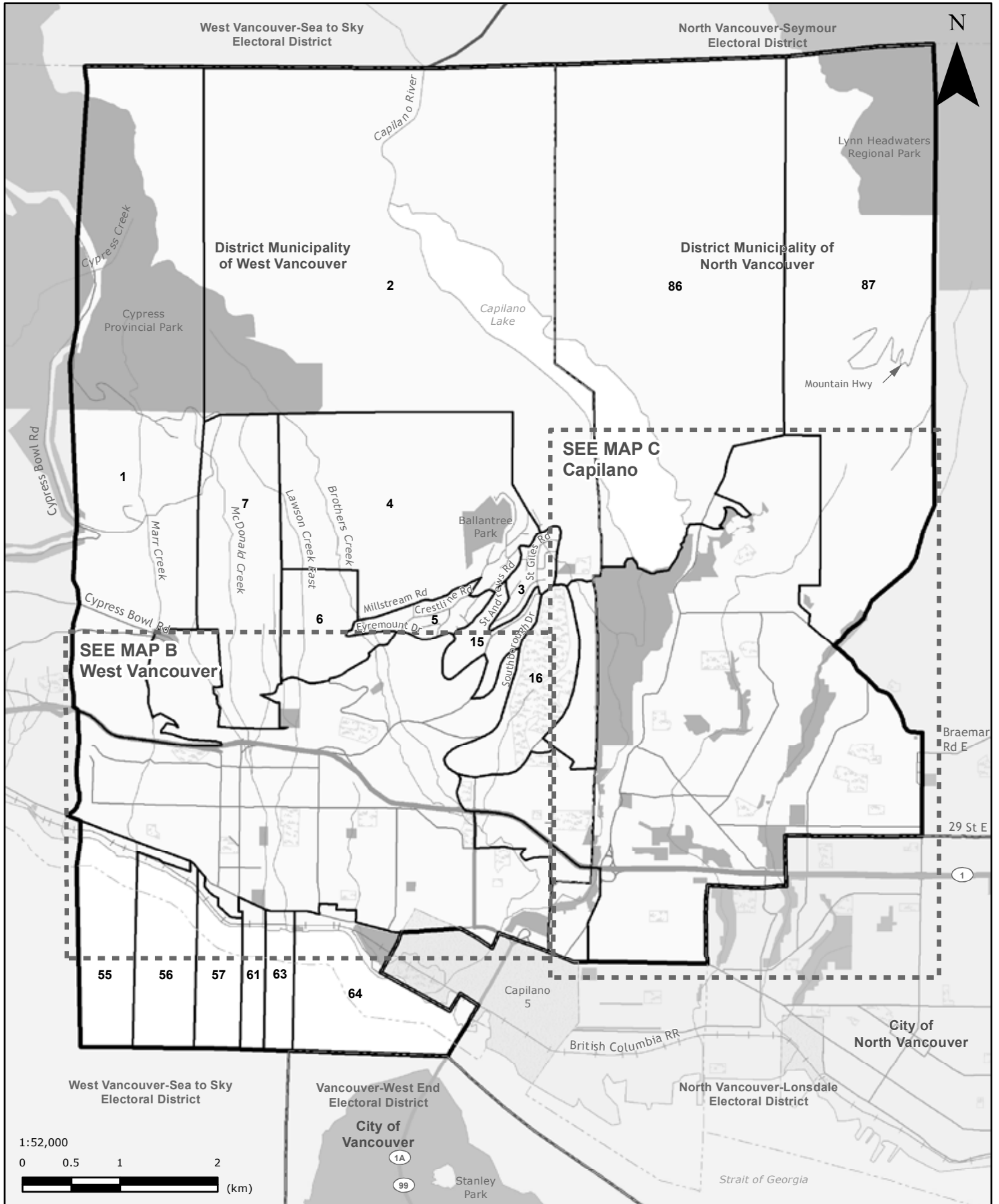
*3 Voting areas 32S, 84S, 99S and 115S combined

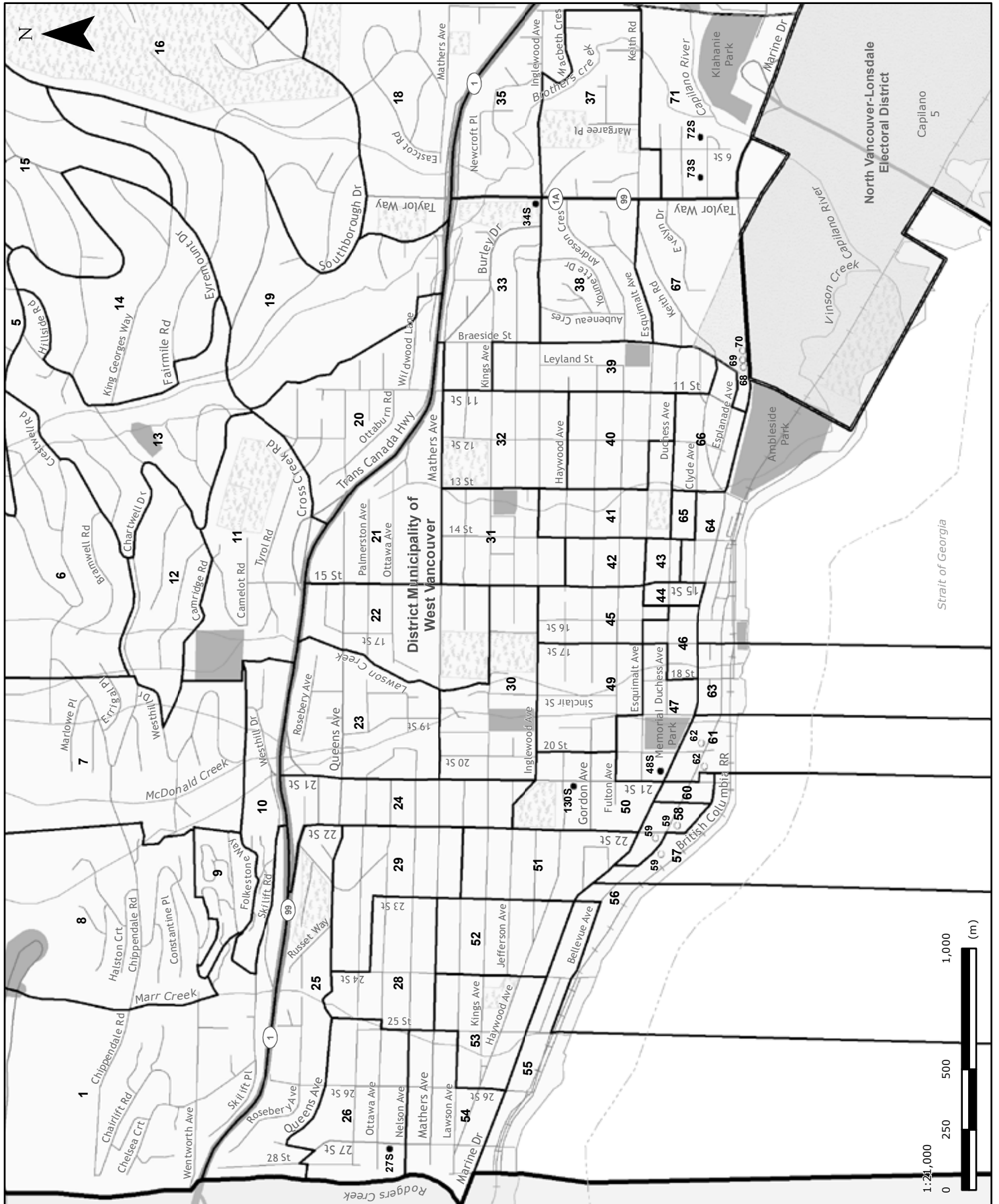
*4 Voting areas 58S, 91S and 152S combined

*5 Voting areas 97, 98 and 150 combined

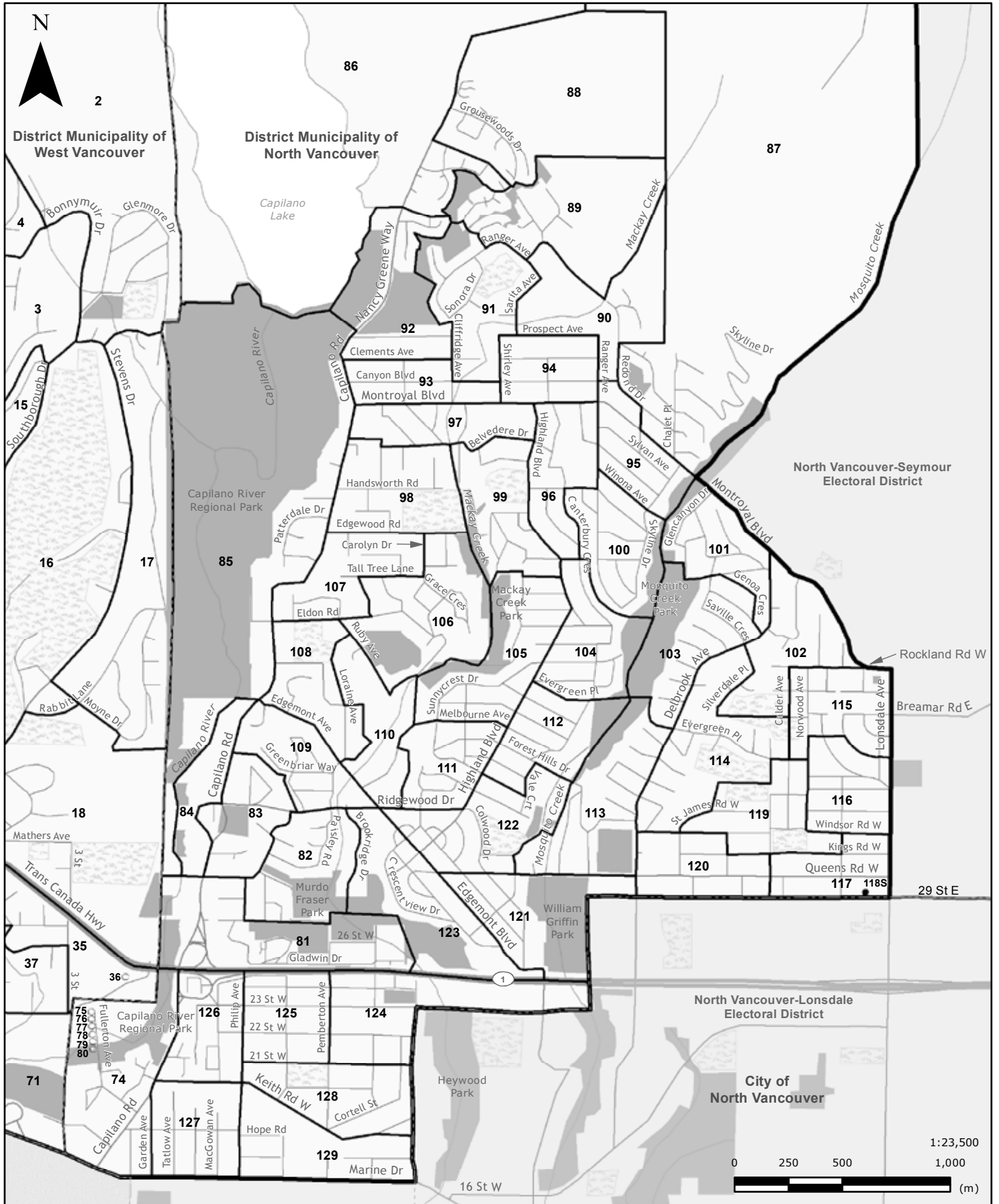
West Vancouver-Capilano (WCA)
MAP A - West Vancouver-Capilano Electoral District

Statement of Votes
 40th Provincial General Election
 May 14, 2013





West Vancouver-Capilano (WCA)
MAP C - Capilano



	Tunya Audain	David Jones	Michael Markwick	Terry Platt	Ralph Sultan	Total valid votes	Rejected ballots	Registered voters
	LBN	CP	IND	NDP	LIB			
Advance voting								
Delbrook Comm Centre-North Building	17	79	64	473	1,208	1,841	10	
St. David's United Church	11	61	25	173	882	1,152	7	
West Vancouver Senior Activity Centre	31	141	89	434	1,599	2,294	6	
General voting								
Voting area								
1	1	3	1	7	76	88	0	323
2	2	6	12	30	92	142	0	356
3	2	8	5	20	79	114	2	342
4	3	5	2	12	64	86	0	310
5	1	7	1	13	60	82	1	271
6	3	5	5	8	57	78	0	313
7	0	4	3	7	36	50	0	309
8	3	6	2	5	80	96	0	328
9	2	3	5	11	69	90	2	317
10	0	6	0	10	35	51	0	286
11	3	6	4	10	75	98	0	290
12	1	5	4	8	65	83	0	303
13	1	3	2	6	84	96	0	257
14	0	4	4	8	45	61	1	306
15	2	3	8	10	80	103	1	306
16	0	4	2	11	90	107	0	287
17	1	7	8	29	122	167	2	373
18	0	9	4	22	133	168	1	353
19	3	2	4	20	66	95	1	275
20	0	3	8	13	72	96	0	346
21	0	3	6	30	104	143	0	317
22	2	7	2	21	88	120	1	264
23	5	1	4	16	83	109	0	329
24	2	9	7	15	72	105	0	286
25	2	1	8	20	109	140	0	352
26	0	9	5	23	123	160	0	335
27S	0	7	1	6	12	26	2	81
28	2	8	12	37	98	157	1	329
29	2	6	1	12	87	108	0	290
30	1	8	7	37	107	160	0	306
31	1	7	8	35	88	139	0	321
32	3	9	9	28	96	145	0	302
33	1	9	5	35	121	171	1	363
34S	3	13	6	5	24	51	1	137
35	4	2	3	12	82	103	0	277
36	0	3	3	25	42	73	0	203
37	6	9	2	16	93	126	0	277
38	0	5	4	28	83	120	1	311
39	1	6	12	37	103	159	4	334
40	4	4	5	26	86	125	0	302

West Vancouver-Capilano (WCA)
Voting results by voting area

Statement of Votes
 40th Provincial General Election
 May 14, 2013

Voting area (continued)	Tunya Audain	David Jones	Michael Markwick	Terry Platt	Ralph Sultan	Total valid votes	Rejected ballots	Registered voters
	LBN	CP	IND	NDP	LIB			
41	3	8	11	18	107	147	1	286
42	1	4	6	31	53	95	0	330
43	1	8	7	19	61	96	0	315
44	4	4	6	14	21	49	0	238
45	2	2	3	23	55	85	0	289
46	2	7	9	32	67	117	0	273
47	0	5	5	23	42	75	0	318
48S	0	5	2	7	34	48	1	89
49	1	2	15	22	78	118	0	372
50	1	1	9	6	20	37	0	184
51	1	4	11	24	108	148	0	330
52	2	7	15	30	127	181	1	326
53	0	14	9	37	90	150	0	322
54	1	7	10	21	116	155	2	325
55	2	6	0	16	109	133	0	322
56	2	2	5	12	77	98	0	296
57	4	12	4	15	74	109	2	324
58	3	4	10	21	55	93	3	307
59	1	2	4	14	42	63	0	240
60	1	4	4	17	39	65	0	247
61	2	4	4	13	43	66	0	298
62	0	2	0	8	27	37	0	267
63	0	6	2	19	48	75	1	277
64	1	5	5	10	41	62	0	225
65	1	7	6	33	89	136	0	304
66	4	5	13	26	96	144	0	325
67	2	1	7	13	80	103	0	382
68 *1	-	-	-	-	-	-	-	171
69 *1	0	4	3	25	30	62	0	171
70	3	3	1	9	20	36	0	213
71	0	0	1	20	51	72	0	308
72S	2	3	3	9	15	32	1	108
73S	2	7	1	6	36	52	0	87
74	2	7	4	48	64	125	3	327
75	3	7	9	33	72	124	0	251
76	1	4	3	17	28	53	1	169
77	4	11	5	49	47	116	0	269
78	3	7	6	33	34	83	5	269
79	2	4	6	27	41	80	2	257
80	2	4	4	28	29	67	0	207
81	1	3	10	29	64	107	1	304
82	0	3	5	37	87	132	0	290
83	0	7	1	50	83	141	1	320
84	1	4	2	18	97	122	0	306
85	2	11	7	37	104	161	0	349
86	1	9	2	29	73	114	2	305
87	1	9	7	32	116	165	1	362
88	0	4	7	31	102	144	1	306
89	1	3	1	16	116	137	0	292
90	4	10	6	21	93	134	0	303

	Tunya Audain	David Jones	Michael Markwick	Terry Platt	Ralph Sultan	Total valid votes	Rejected ballots	Registered voters
Voting area (continued)	LBN	CP	IND	NDP	LIB			
91	2	3	3	38	133	179	1	338
92	2	5	4	33	94	138	2	313
93	1	2	5	45	93	146	1	348
94	6	1	11	48	103	169	0	310
95	2	10	6	37	90	145	1	306
96	6	10	7	43	142	208	0	341
97	3	5	8	36	105	157	3	310
98	2	6	8	23	125	164	1	312
99	2	5	7	36	149	199	0	336
100	2	6	7	35	164	214	1	359
101	2	5	3	28	85	123	2	332
102	2	8	6	41	81	138	0	349
103	3	6	4	32	85	130	1	389
104	1	4	1	34	97	137	1	313
105	2	6	8	40	97	153	1	355
106	2	3	10	46	143	204	0	362
107	1	9	7	35	90	142	0	340
108	5	10	9	23	158	205	0	356
109	2	6	6	27	118	159	0	303
110	2	6	11	49	126	194	0	337
111	1	9	6	41	102	159	0	301
112	2	9	8	37	136	192	0	353
113	2	5	2	48	117	174	0	372
114	3	10	8	46	100	167	0	358
115	2	8	6	44	93	153	1	360
116	3	7	6	41	82	139	0	369
117	2	5	6	44	56	113	0	399
118S	3	8	1	16	31	59	0	80
119	1	8	9	45	81	144	1	389
120	0	7	10	39	57	113	0	370
121	1	4	13	41	83	142	0	335
122	0	10	8	54	108	180	0	337
123	3	7	3	45	111	169	3	336
124	0	8	9	58	141	216	1	395
125	1	12	10	63	111	197	2	359
126	3	10	9	60	99	181	0	364
127	3	10	5	53	71	142	1	446
128	0	7	15	79	125	226	1	366
129	0	15	6	65	107	193	3	460
130S	0	6	1	6	15	28	1	66
Sub totals	283	1,049	920	4,586	14,175	21,013	103	39,246
s. 98 Special	0	6	3	31	65	105	9	
s. 99 Absentee - in ED	19	39	53	255	608	974	5	
s. 100 Absentee - out of ED	8	18	18	164	226	434	48	
s. 101 Absentee - advance	2	11	7	43	101	164	6	
s. 104 Voting in DEO office	8	28	16	148	514	714	16	
s. 106 Voting by mail	0	5	1	40	87	133	8	
Grand totals	320	1,156	1,018	5,267	15,776	23,537	195	39,246
% of valid votes	1.36%	4.91%	4.32%	22.38%	67.03%			

West Vancouver-Capilano (WCA)
Voting results by voting area

Summary

Valid votes - General and advance	21,013	89.28%	Total valid votes
s. 98 Special	105	0.44%	Total valid votes
s. 99 Absentee - in ED	974	4.14%	Total valid votes
s. 100 Absentee - out of ED	434	1.84%	Total valid votes
s. 101 Absentee - advance	164	0.70%	Total valid votes
s. 104 Voting in DEO office	714	3.03%	Total valid votes
s. 106 Voting by mail	133	0.57%	Total valid votes

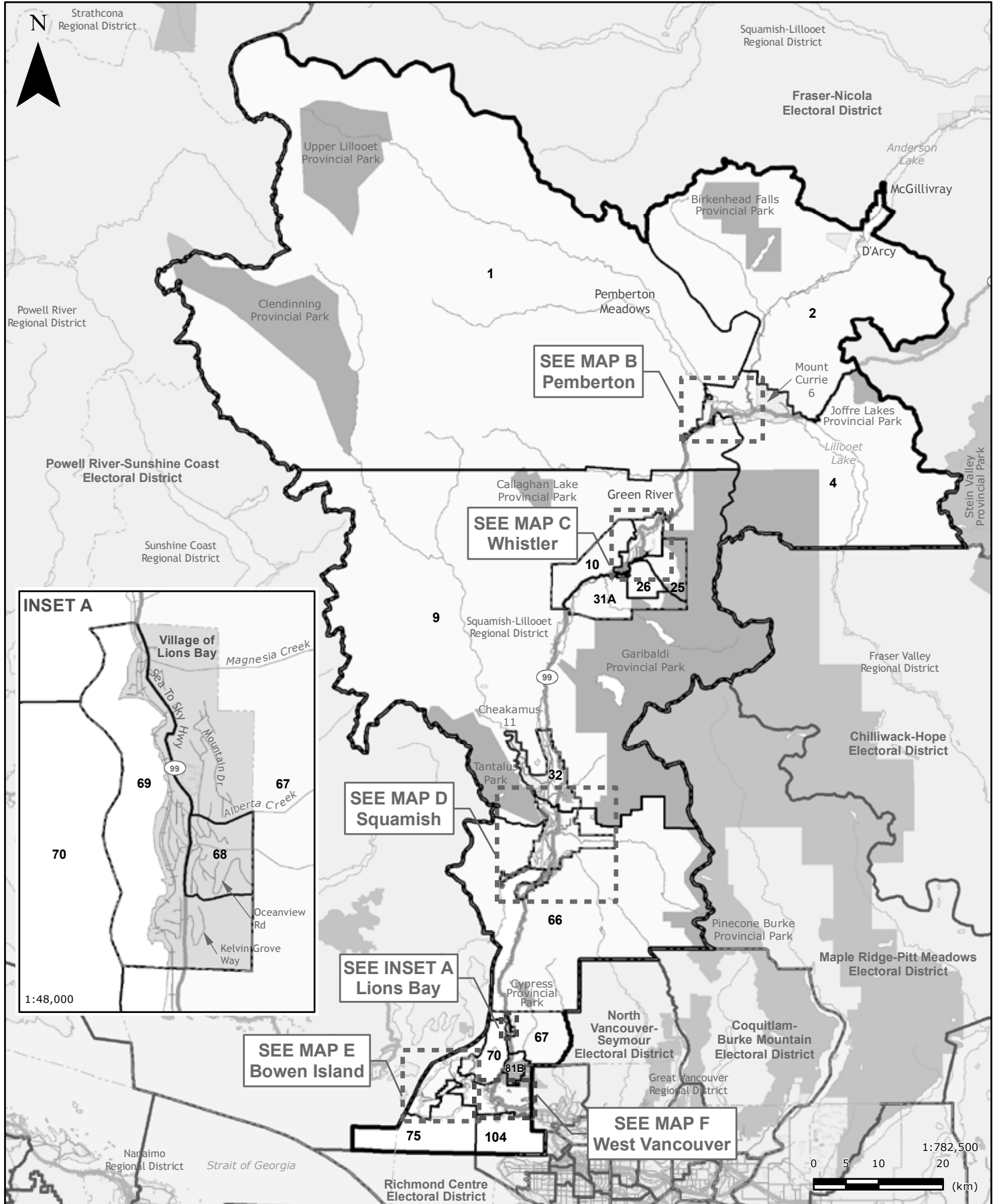
Total valid votes **23,537**

Rejected ballots	195	0.82%	Ballots cast
Registered voters who voted	23,732	60.47%	Registered voters

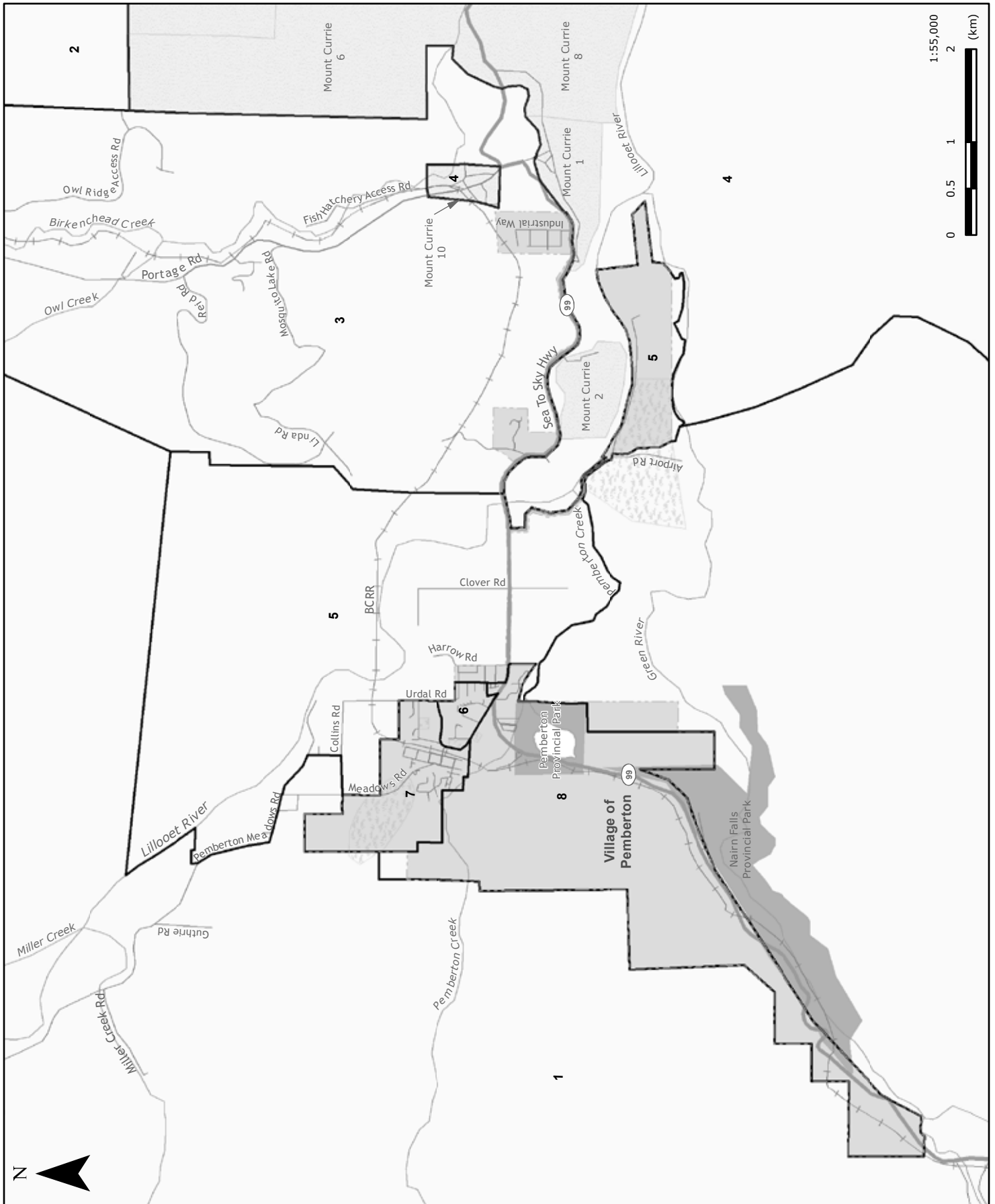
Registered voters **39,246**

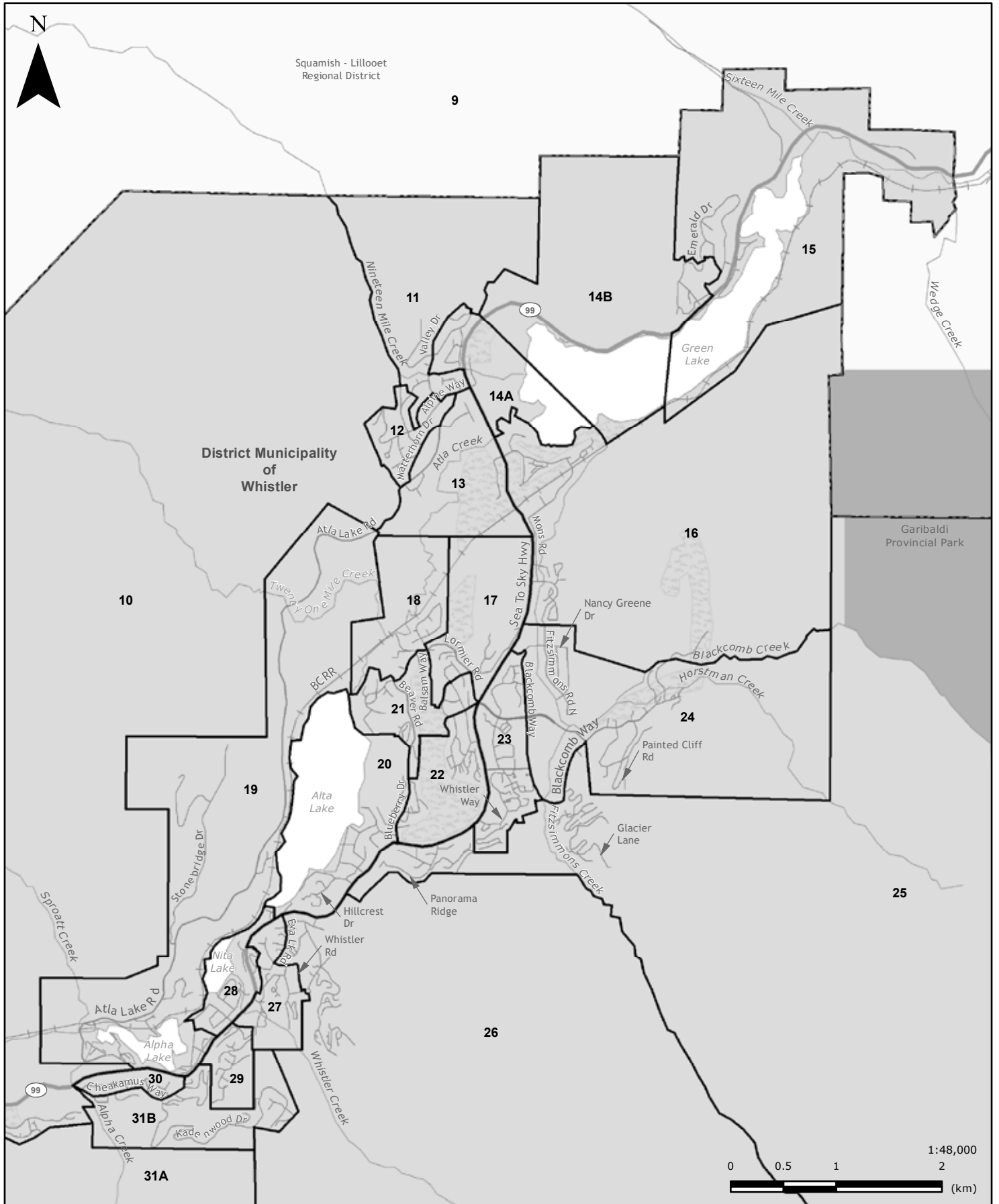
Candidate elected: **Ralph Sultan (LIB)**

*1 Voting areas 68 and 69 combined



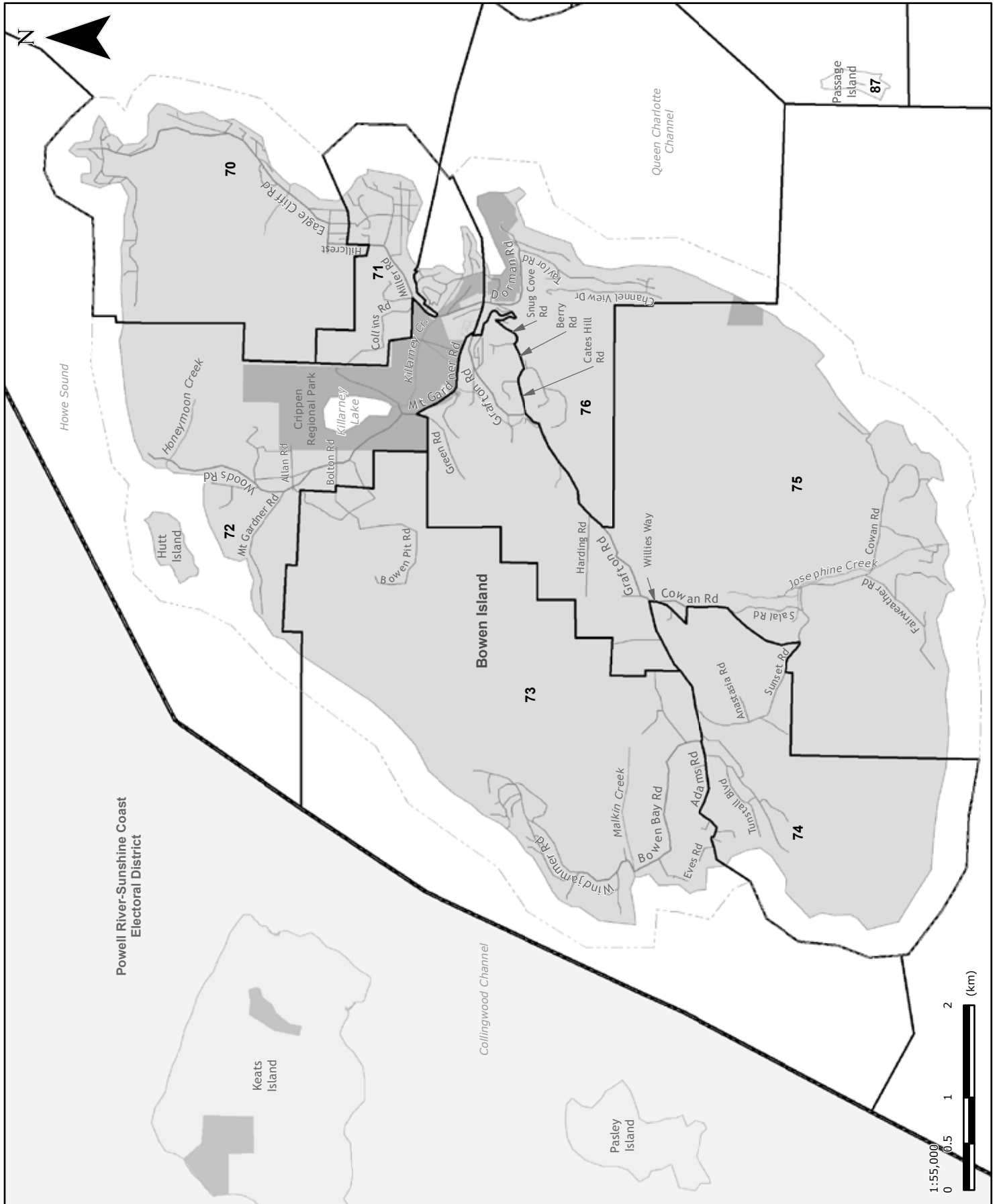
**West Vancouver-Sea to Sky (WSS)
MAP B - Pemberton**



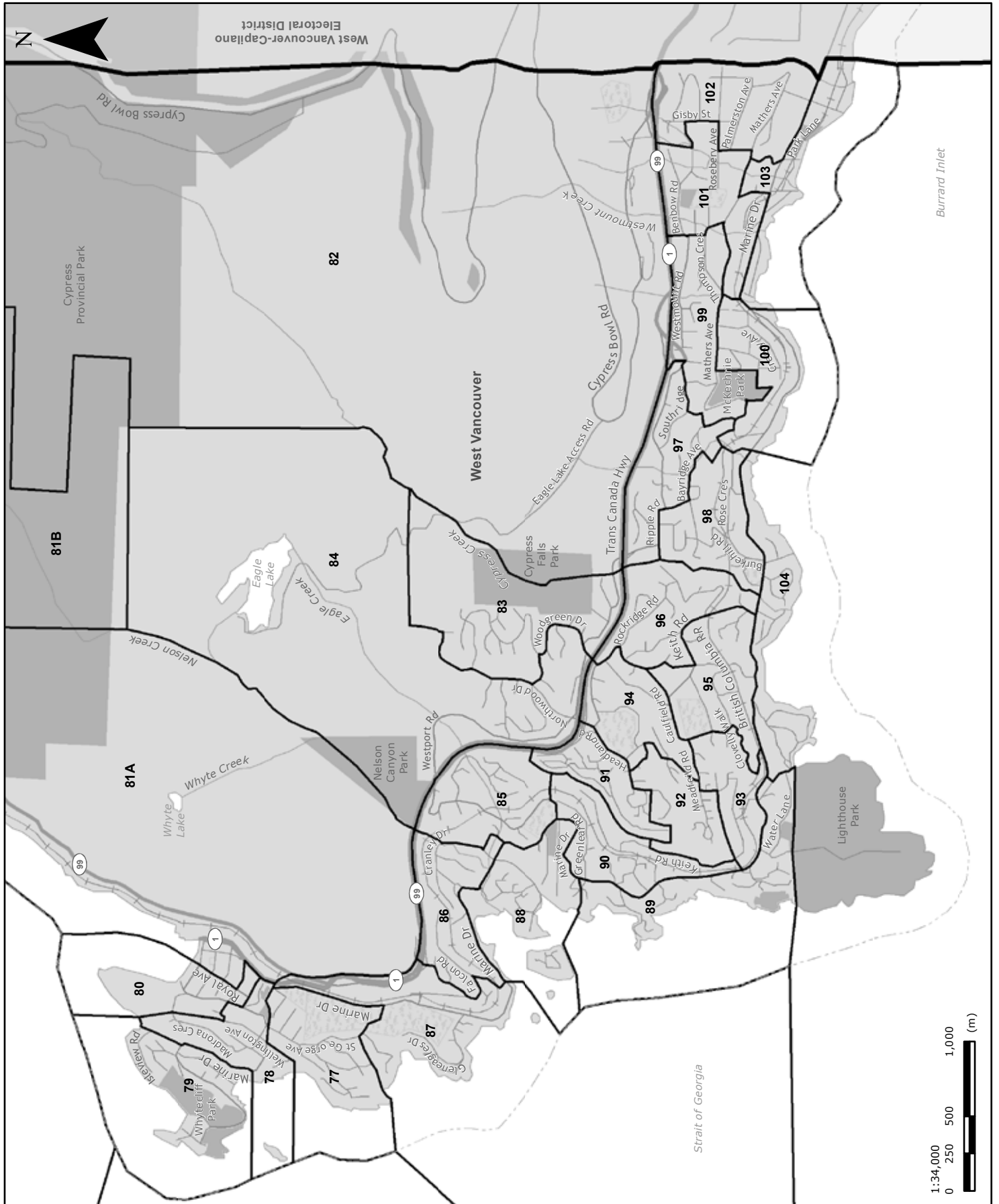


**West Vancouver-Sea to Sky (WSS)
MAP D - Squamish**





West Vancouver-Sea to Sky (WSS)
MAP F - West Vancouver



West Vancouver-Sea to Sky (WSS)
Voting results by voting area

	Jon Johnson	Ian McLeod	Ana Santos	Jordan Sturdy	Richard Warrington	Total valid votes	Rejected ballots	Registered voters
	IND	CP	NDP	LIB	GP			
Advance voting								
Brennan Park Recreation Centre	17	72	742	600	139	1,570	6	
Gleneagles Community Centre	10	35	250	1,139	99	1,533	6	
Pemberton Community Centre	10	16	129	148	39	342	1	
Telus Whistler Conference Centre	8	14	169	534	77	802	2	
General voting								
Voting area								
1	3	9	59	86	19	176	0	395
2	3	7	47	54	33	144	1	369
3	0	1	26	38	13	78	0	384
4	1	2	163	27	8	201	1	525
5	2	5	56	88	23	174	0	417
6	2	5	66	82	37	192	1	423
7	4	3	56	80	18	161	0	434
8	2	5	75	66	24	172	1	401
9	1	2	11	19	5	38	0	169
10	0	2	34	47	35	118	0	351
11	2	1	39	68	11	121	3	359
12	3	5	37	60	29	134	1	427
13	0	3	38	45	22	108	0	349
14A	0	0	22	35	16	73	0	206
14B	0	3	37	93	37	170	0	375
15	1	4	28	60	19	112	0	345
16	1	1	29	75	11	117	1	353
17	1	3	19	50	16	89	1	293
18	3	0	21	58	15	97	0	251
19	1	2	27	57	16	103	0	366
20	2	1	34	47	19	103	0	342
21	1	1	18	44	20	84	0	292
22	0	1	26	30	5	62	0	237
23	0	3	17	26	7	53	0	263
24	2	3	43	61	13	122	2	454
25	0	0	30	33	11	74	0	363
26	0	2	24	37	11	74	0	327
27	1	2	20	37	10	70	0	268
28	0	2	33	22	15	72	1	328
29	0	1	28	30	9	68	0	319
30	3	2	37	44	19	105	0	364
31A	1	3	47	93	31	175	1	371
31B	0	1	19	33	9	62	0	242
32	1	10	109	56	20	196	0	428
33	0	6	71	46	14	137	0	403
34	1	8	98	61	16	184	0	431
35	4	5	90	83	21	203	0	455
36A	2	5	64	66	15	152	1	419
36B	3	5	55	67	13	143	0	314
37	1	8	52	64	13	138	0	390

West Vancouver-Sea to Sky (WSS)
Voting results by voting area

Statement of Votes
 40th Provincial General Election
 May 14, 2013

	Jon Johnson	Ian McLeod	Ana Santos	Jordan Sturdy	Richard Warrington	Total valid votes	Rejected ballots	Registered voters
Voting area (continued)	IND	CP	NDP	LIB	GP			
38	1	4	68	50	21	144	0	422
39	1	1	79	31	16	128	2	373
40	2	2	56	68	9	137	1	354
41	1	2	49	76	9	137	0	339
42	6	6	53	90	13	168	0	384
43	1	6	85	75	14	181	0	394
44	0	3	45	76	19	143	0	370
45	2	3	80	94	21	200	1	431
46	1	10	83	51	16	161	0	373
47	3	4	61	48	21	137	0	358
48	1	3	44	34	15	97	0	316
49	1	4	45	52	20	122	0	344
50	2	6	90	41	23	162	0	392
51	2	5	71	67	17	162	0	393
52	2	5	81	54	21	163	1	442
53	4	2	67	49	13	135	0	366
54	2	6	89	64	10	171	0	392
55	0	8	64	40	13	125	1	334
56	4	7	82	35	12	140	0	353
57	2	2	77	33	18	132	0	398
58S *1	-	-	-	-	-	-	-	41
59	3	3	51	28	13	98	0	337
60	2	1	24	26	7	60	0	179
61	2	5	47	24	10	88	0	300
62	2	1	51	36	13	103	0	319
63	2	5	57	31	14	109	0	392
64	3	3	68	26	25	125	0	403
65	3	1	77	20	18	119	1	346
66	4	3	31	64	10	112	2	364
67	0	3	50	107	20	180	0	331
68	0	11	52	121	16	200	1	359
69	2	15	57	140	12	226	1	387
70	1	6	71	84	32	194	0	354
71	3	3	119	67	37	229	1	389
72	1	6	112	69	36	224	0	389
73	3	5	81	81	27	197	0	373
74	4	8	91	74	29	206	0	347
75	3	9	78	111	33	234	0	414
76	3	3	79	73	29	187	1	324
77	2	5	36	99	23	165	0	341
78	3	3	39	103	24	172	0	384
79	2	4	25	101	11	143	1	326
80	4	3	31	74	18	130	0	359
81A	1	4	8	50	8	71	1	172
81B	2	5	14	72	8	101	0	305
82	1	6	1	58	1	67	0	289
83	0	5	18	117	5	145	0	376
84	0	6	14	110	8	138	0	329
85	2	8	16	93	8	127	0	417
86	1	4	19	94	22	140	1	306

	Jon Johnson	Ian McLeod	Ana Santos	Jordan Sturdy	Richard Warrington	Total valid votes	Rejected ballots	Registered voters
Voting area (continued)	IND	CP	NDP	LIB	GP			
87	0	2	28	114	13	157	1	332
88	0	3	38	105	37	183	0	390
89	2	4	19	115	18	158	1	372
90	1	6	23	98	15	143	1	365
91	0	5	10	130	10	155	0	339
92	1	1	13	153	10	178	0	408
93	3	6	19	130	9	167	0	326
94	0	9	17	114	10	150	1	348
95	1	9	21	146	15	192	0	358
96	1	3	18	117	11	150	0	336
97	2	8	23	115	17	165	0	340
98	0	6	36	129	10	181	0	330
99	0	9	10	120	8	147	1	318
100	1	2	22	104	13	142	0	304
101	0	6	28	106	10	150	0	323
102	1	2	16	156	5	180	0	356
103	3	2	15	137	17	174	1	358
104	1	5	20	145	16	187	0	364
105S	1	3	18	9	2	33	0	72
106S *1	2	3	16	11	4	36	0	32
Sub totals	214	596	6,291	10,124	2,140	19,365	52	38,053
s. 98 Special	0	8	52	37	10	107	3	
s. 99 Absentee - in ED	2	16	169	340	86	613	3	
s. 100 Absentee - out of ED	1	11	145	205	60	422	17	
s. 101 Absentee - advance	0	4	40	106	13	163	6	
s. 104 Voting in DEO office	8	16	240	390	43	697	6	
s. 106 Voting by mail	0	2	29	73	7	111	2	
Grand totals	225	653	6,966	11,275	2,359	21,478	89	38,053
% of valid votes	1.05%	3.04%	32.43%	52.50%	10.98%			

Summary

Valid votes - General and advance	19,365	90.16%	Total valid votes
s. 98 Special	107	0.50%	Total valid votes
s. 99 Absentee - in ED	613	2.85%	Total valid votes
s. 100 Absentee - out of ED	422	1.96%	Total valid votes
s. 101 Absentee - advance	163	0.76%	Total valid votes
s. 104 Voting in DEO office	697	3.25%	Total valid votes
s. 106 Voting by mail	111	0.52%	Total valid votes

Total valid votes **21,478**

Rejected ballots	89	0.41%	Ballots cast
Registered voters who voted	21,567	56.68%	Registered voters

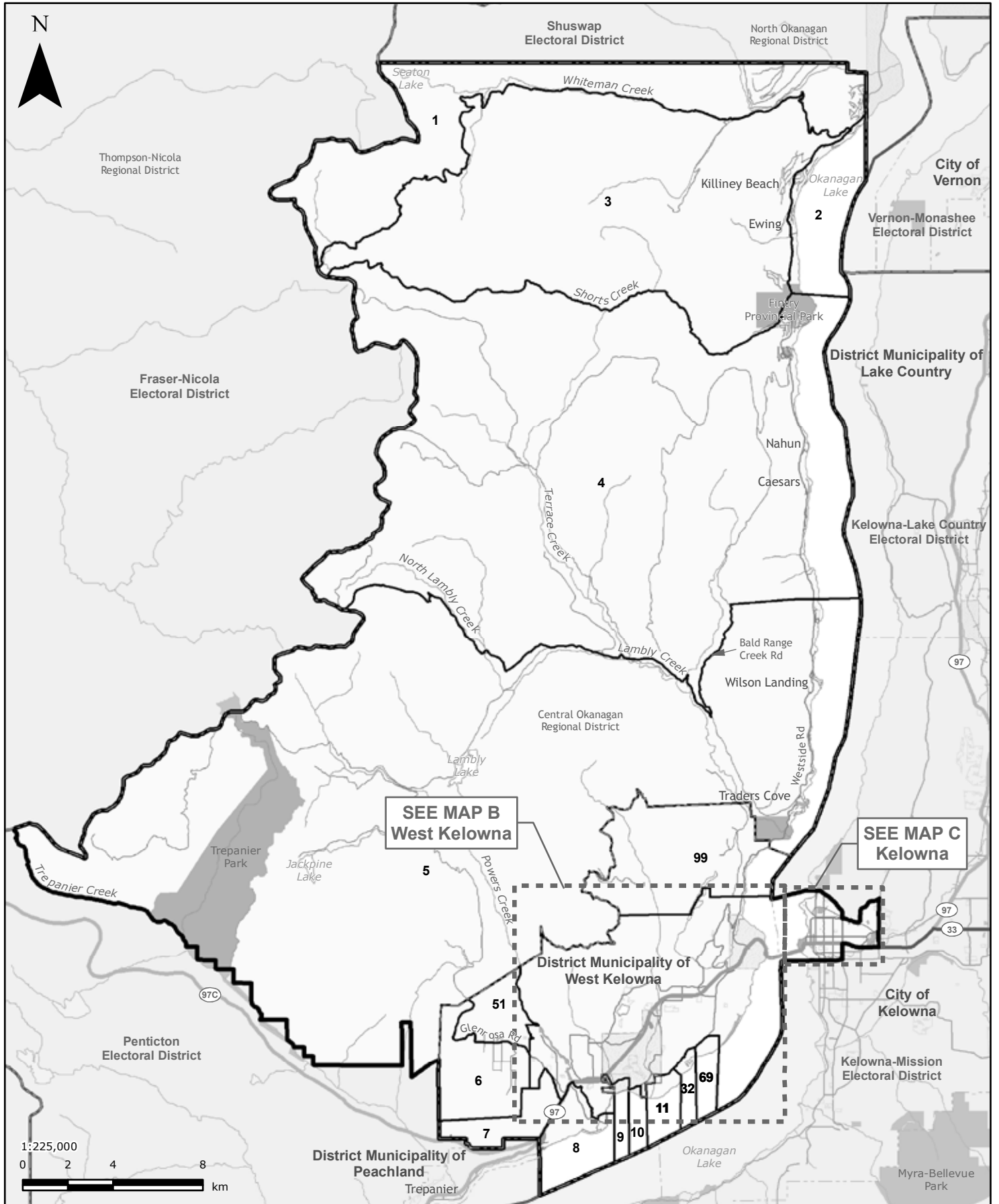
Registered voters **38,053**

Candidate elected: **Jordan Sturdy (LIB)**

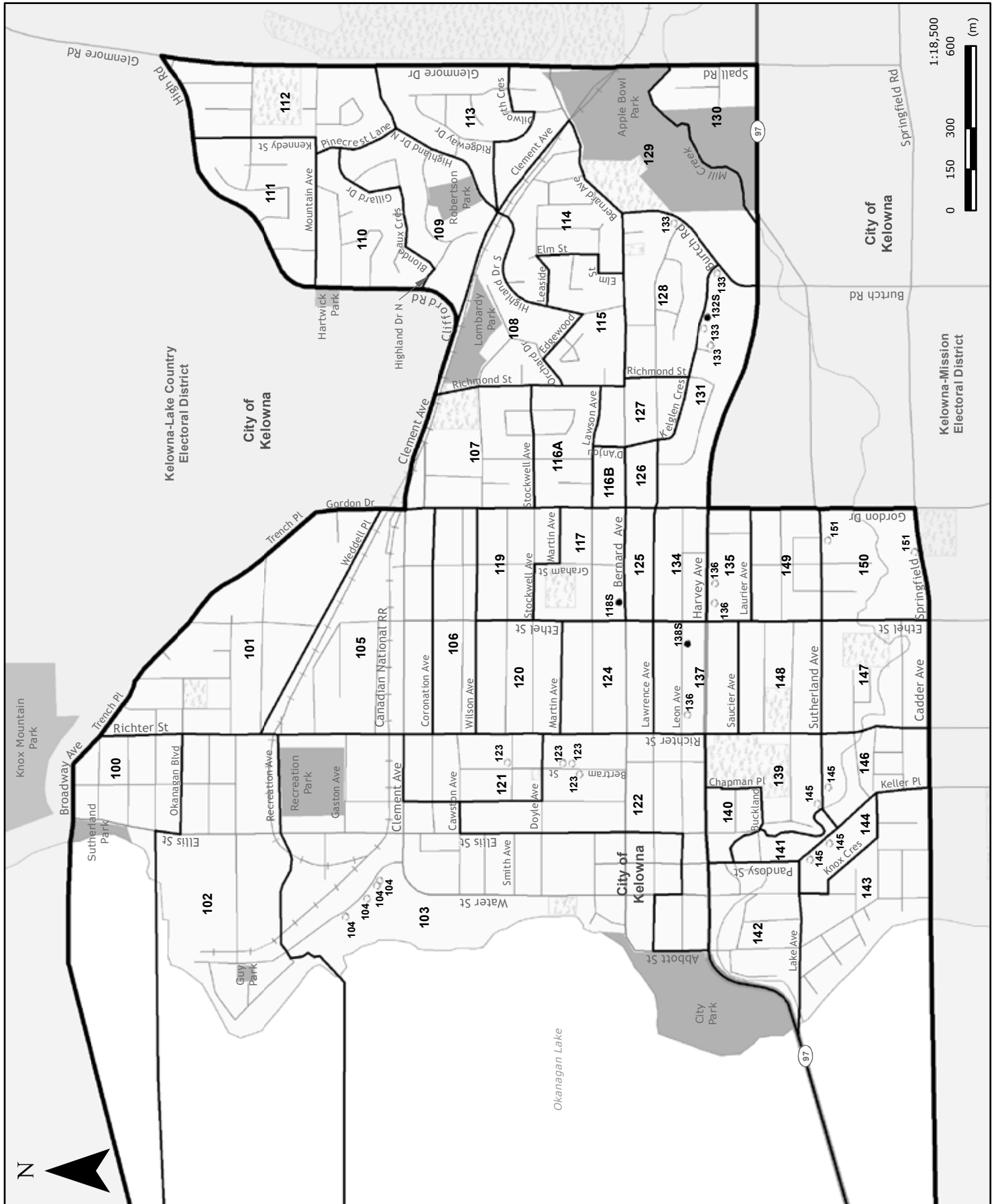
*1 Voting areas 58S and 106S combined

Westside-Kelowna (WTK)
MAP A - Westside-Kelowna Electoral District

Statement of Votes
 40th Provincial General Election
 May 14, 2013



**Westside-Kelowna (WTK)
MAP C - Kelowna**



	Carole Gordon	Brian Guillou	Ben Stewart	Total valid votes	Rejected ballots	Registered voters
	NDP	CP	LIB			
Advance voting						
Emmanuel Assembly Church	526	221	1,156	1,903	4	
Grace Baptist Church	207	61	282	550	0	
Kelowna Curling Club	299	51	401	751	6	
Lakeview Heights Baptist Church	84	40	251	375	0	
General voting						
Voting area						
1	51	29	84	164	3	367
2	51	5	45	101	4	194
3	46	16	58	120	3	279
4 *1	-	-	-	-	-	166
5 *1	33	5	90	128	1	298
6	22	13	69	104	0	241
7	19	15	59	93	0	217
8	25	16	106	147	0	388
9	11	9	66	86	0	247
10	23	13	38	74	1	288
11	16	11	87	114	1	335
12	24	14	49	87	0	251
13	25	11	13	49	1	247
14	44	16	115	175	0	504
15	27	13	44	84	1	264
16	18	6	28	52	0	180
17A	29	13	94	136	3	467
17B	11	0	26	37	0	117
18	23	27	73	123	2	336
19	25	8	62	95	3	303
20	8	8	31	47	0	228
21	14	9	49	72	1	247
22	9	3	27	39	0	159
23	53	7	83	143	0	373
24	37	9	54	100	0	278
25	32	17	40	89	0	321
26	34	11	57	102	1	305
27	37	20	43	100	0	326
28	26	13	95	134	1	321
29	32	13	77	122	1	485
30	28	6	28	62	0	300
31	22	9	97	128	0	311
32	7	2	44	53	0	154
33	19	9	95	123	0	240
34	26	12	115	153	1	375
35A	16	16	58	90	1	265
35B	29	6	32	67	0	333
36S *2	-	-	-	-	-	57
37	25	12	46	83	2	408
38	41	9	87	137	0	390

Westside-Kelowna (WTK)
Voting results by voting area

Statement of Votes
 40th Provincial General Election
 May 14, 2013

Voting area (continued)	Carole Gordon	Brian Guillou	Ben Stewart	Total valid votes	Rejected ballots	Registered voters
	NDP	CP	LIB			
39	30	7	18	55	0	217
40	11	12	22	45	2	211
41	22	7	12	41	0	189
42	38	14	69	121	1	316
43S	8	4	16	28	1	111
44	27	4	33	64	0	281
45	30	23	67	120	1	329
46	36	13	52	101	2	278
47	27	4	52	83	1	298
48	41	20	53	114	1	335
49	38	10	64	112	0	328
50	51	16	67	134	1	360
51	33	10	78	121	0	286
52	39	11	50	100	2	302
53	43	10	77	130	1	337
54	24	20	74	118	0	300
55	42	22	101	165	0	364
56	23	12	89	124	0	414
57A	30	17	136	183	0	478
57B	12	4	47	63	2	213
58	38	15	83	136	1	342
59	35	12	49	96	0	218
60	16	11	27	54	0	174
61A	13	4	25	42	0	116
61B	43	14	72	129	0	377
62	53	11	111	175	1	394
63A	24	9	80	113	0	318
63B	32	20	106	158	0	389
64	16	7	28	51	0	208
65	45	21	34	100	1	395
66	9	12	76	97	1	271
67	17	13	75	105	0	280
68	19	9	63	91	0	227
69	24	11	71	106	0	266
70	31	10	89	130	0	300
71	30	15	89	134	0	358
72	60	6	69	135	0	324
73	27	4	97	128	1	396
74	26	20	58	104	0	344
75	19	9	38	66	2	321
76	33	14	52	99	0	331
77	38	28	110	176	2	347
78S	17	11	14	42	0	101
79	23	12	100	135	1	358
80	17	16	62	95	0	265
81	31	11	34	76	1	229
82	18	3	72	93	1	268
83	20	17	47	84	0	234
84	14	7	31	52	1	145
85	33	13	89	135	2	394

Voting area (continued)	Carole Gordon	Brian Guillou	Ben Stewart	Total valid votes	Rejected ballots	Registered voters
	NDP	CP	LIB			
86	12	12	75	99	0	354
87	19	14	40	73	0	198
88	11	6	28	45	2	220
89	8	4	53	65	0	207
90	37	17	104	158	2	400
91	31	6	51	88	0	264
92	34	10	70	114	1	296
93	46	17	90	153	0	411
94	39	4	91	134	0	236
95	24	11	102	137	1	364
96	42	8	49	99	0	443
97	44	12	81	137	1	365
98	26	13	116	155	1	361
99	9	4	20	33	0	118
100	45	9	41	95	1	276
101	43	15	37	95	0	290
102	49	11	40	100	0	320
103	33	11	72	116	0	531
104	10	6	66	82	0	337
105	9	5	26	40	1	185
106	58	11	39	108	1	326
107	40	15	52	107	3	348
108	31	6	41	78	2	227
109	17	13	53	83	0	228
110	31	10	48	89	0	234
111	41	13	64	118	0	295
112	42	14	65	121	1	307
113	42	13	64	119	0	287
114	38	14	42	94	1	313
115	53	14	39	106	1	302
116A	35	6	33	74	2	230
116B	11	13	50	74	1	238
117	35	6	52	93	2	352
118S	9	9	12	30	0	65
119	38	3	42	83	1	242
120	55	3	41	99	3	353
121	28	7	43	78	1	327
122	20	3	71	94	1	429
123	24	13	50	87	1	278
124	37	11	39	87	2	350
125	27	5	28	60	0	206
126	39	17	33	89	0	261
127	36	14	38	88	2	284
128	35	16	58	109	2	354
129	28	5	52	85	0	257
130	48	19	58	125	1	421
131	31	8	36	75	0	331
132S *2	-	-	-	-	-	79
133	30	13	36	79	1	294
134	19	10	22	51	0	224

**Westside-Kelowna (WTK)
Voting results by voting area**

Statement of Votes
40th Provincial General Election
May 14, 2013

Voting area (continued)	Carole Gordon	Brian Guillou	Ben Stewart	Total valid votes	Rejected ballots	Registered voters
	NDP	CP	LIB			
135	17	4	7	28	0	166
136	25	15	34	74	0	257
137	31	12	23	66	2	340
138S *2	25	25	49	99	1	131
139	38	8	53	99	2	273
140	40	3	32	75	1	323
141	23	13	38	74	1	295
142	27	5	42	74	0	309
143	33	5	80	118	1	327
144	23	2	10	35	0	256
145	31	12	33	76	0	247
146	53	12	75	140	2	353
147	41	12	44	97	2	298
148	55	5	40	100	3	271
149	26	4	16	46	1	182
150	25	12	56	93	0	231
151	35	17	104	156	2	310
Sub totals	5,657	2,074	10,871	18,602	128	45,389
s. 98 Special	117	33	144	294	12	
s. 99 Absentee - in ED	525	174	892	1,591	10	
s. 100 Absentee - out of ED	90	21	127	238	39	
s. 101 Absentee - advance	73	28	127	228	8	
s. 104 Voting in DEO office	112	32	216	360	9	
s. 106 Voting by mail	14	6	28	48	3	
Grand totals	6,588	2,368	12,405	21,361	209	45,389
% of valid votes	30.84%	11.09%	58.07%			

Summary

Valid votes - General and advance	18,602	87.08%	Total valid votes
s. 98 Special	294	1.38%	Total valid votes
s. 99 Absentee - in ED	1,591	7.45%	Total valid votes
s. 100 Absentee - out of ED	238	1.11%	Total valid votes
s. 101 Absentee - advance	228	1.07%	Total valid votes
s. 104 Voting in DEO office	360	1.69%	Total valid votes
s. 106 Voting by mail	48	0.22%	Total valid votes

Total valid votes 21,361

Rejected ballots	209	0.97%	Ballots cast
Registered voters who voted	21,570	47.52%	Registered voters

Registered voters 45,389

Candidate elected: Ben Stewart (LIB)

*1 Voting areas 4 and 5 combined

*2 Voting areas 36S, 132S and 138S combined

Statement of Votes
40th Provincial General Election

Section 4
Location Index

Location	Electoral District
A	
Abbotsford	Abbotsford-Mission Abbotsford South Abbotsford West
Abbotsford Campus - University of the Fraser Valley	Abbotsford South
Abbotsford Regional Hospital	Abbotsford South
Abbott Heights	Cariboo North
Aberdeen	Kamloops-South Thompson
Adams Lake	Kamloops-South Thompson
Adams Lake Marine Park	Kamloops-North Thompson
Aerospace Technology Campus - BCIT	Richmond Centre
Agamemnon Bay Marina, Nelson Island	Powell River-Sunshine Coast
Agassiz	Chilliwack-Hope
Agassiz Centre - University of the Fraser Valley	Chilliwack-Hope
Agate	Fraser-Nicola
Agwedin IR 3	Stikine
Ahahswinis IR 1	Alberni-Pacific Rim
Ahbau	Cariboo North
Ahousat	Alberni-Pacific Rim
Ahousat Marina, Flores Island	Alberni-Pacific Rim
Ainsworth	Nelson-Creston
Ainsworth Hot Springs	Nelson-Creston
Aitchelitch IR 9	Chilliwack
Aiyansh	Skeena
Aiyansh 1	Skeena
Akiskinook	Columbia River- Revelstoke
Alamo	Kootenay West
Albas	Shuswap
Alberni	Alberni-Pacific Rim
Alberni IR 2	Alberni-Pacific Rim

Location	Electoral District
Albert Canyon	Columbia River- Revelstoke
Albert Flat IR 5	Chilliwack-Hope
Albert Head	Juan de Fuca
Albion	Maple Ridge-Mission
Albreda	Prince George-Valemount
Aldergrove	Fort Langley-Aldergrove
Aldergrove Canadian Forces Station	Fort Langley-Aldergrove
Alert Bay	North Island
Alert Bay IR 1	North Island
Alert Bay IR 1A	North Island
Alexandria	Cariboo North
Alexandria IR 1	Cariboo North
Alexandria IR 1A	Cariboo North
Alexandria IR 3A	Cariboo North
Alexis Creek	Cariboo-Chilcotin
Alexis IR 9	Boundary-Similkameen
Aleza Lake	Prince George-Valemount
Alice Arm	Skeena
Alice Siding	Nelson-Creston
Alkali Lake	Cariboo-Chilcotin
Alkali Lake IR 1	Cariboo-Chilcotin
Alkali Lake IR 4A	Cariboo-Chilcotin
Allenby	Fraser-Nicola
Alliford Bay	North Coast
Allison Lake	Fraser-Nicola
Almond Gardens	Boundary-Similkameen
Alouette Correctional Centre for Women	Maple Ridge-Mission
Alpine Meadows	West Vancouver-Sea to Sky
Alta Lake	West Vancouver-Sea to Sky
Altamont	West Vancouver-Sea to Sky
Altona	Peace River North
Alvin	Maple Ridge-Pitt Meadows
Ambleside	West Vancouver-Capilano
Amsbury	Skeena
Anacla IR 12	Alberni-Pacific Rim

Location	Electoral District
Anaconda	Boundary-Similkameen
Anahim Lake	Cariboo-Chilcotin
Anahim's Flat IR 1	Cariboo-Chilcotin
Anahim's Meadow IR 2	Cariboo-Chilcotin
Anchorage Marina, Nanaimo	Nanaimo
Anderson	Cariboo North
Andimaul	Stikine
Anglemont	Shuswap
Angler's Anchorage Marina, Brentwood Bay	Saanich North and the Islands
Angusmac	Prince George-Mackenzie
Anmore	Port Moody-Coquitlam
Annacis Island	Delta North
Anniedale	Surrey-Tynehead
Annis	Shuswap
Antko IR 21	Fraser-Nicola
Anvil Island	Powell River-Sunshine Coast
Anyox	Skeena
Anzac	Prince George-Mackenzie
Apex Mountain	Boundary-Similkameen
Appledale	Kootenay West
Applegrove	Kootenay West
April Point Marina, Quathiaski Cove	North Island
Arbutus Ridge	Cowichan Valley
Arbutus Ridge	Vancouver-Quilchena
Arden Park	Fraser-Nicola
Ardmore	Saanich North and the Islands
Argenta	Nelson-Creston
Armstrong	Shuswap
Arnet Island	Alberni-Pacific Rim
Arnold	Abbotsford South
Arras	Peace River South
Arrow Creek	Nelson-Creston
Arrow Lakes Hospital	Kootenay West
Arrow Park	Kootenay West
Arrowhead	Kootenay West
Arrowsmith	Alberni-Pacific Rim

Location	Electoral District
Arrowview Heights	Alberni-Pacific Rim
Ashcroft	Fraser-Nicola
Ashcroft / Cache Creek Centre - Thompson Rivers University	Fraser-Nicola
Ashcroft & District General Hospital	Fraser-Nicola
Ashcroft IR 4	Fraser-Nicola
Ashnola IR 10	Boundary-Similkameen
Ashton Creek	Shuswap
Aspen Grove	Fraser-Nicola
Atbara	Nelson-Creston
Atchelitz	Chilliwack
Athalmer	Columbia River- Revelstoke
Atkis Island	North Island
Atlin	Stikine
Atlin Campus - Northern Lights College	Stikine
Atluck	North Island
Atnarko	North Coast
Attachie	Peace River North
Austin Heights	Coquitlam-Maillardville
Australian	Cariboo North
Avola	Kamloops-North Thompson
Azouzetta	Prince George-Mackenzie

B

Babine IR 6	Nechako Lakes
Babine IR 17	Stikine
Babine IR 25	Nechako Lakes
Babine Lake Marine Park	Nechako Lakes
Baker	Kootenay East
Baker Creek	Cariboo North
Baldonnel	Peace River North
Baldy Hughes	Prince George-Valemount
Baldy Hughes Canadian Forces Station	Prince George-Valemount
Balfour	Nelson-Creston
Balmoral	Shuswap
Balmoral Beach	Comox Valley

Statement of Votes
40th Provincial General Election
May 14, 2013

Location	Electoral District
Bamberton	Cowichan Valley
Bamfield	Alberni-Pacific Rim
Bankeir	Fraser-Nicola
Baptiste Smith IR 1A	Chilliwack-Hope
Baptiste Smith IR 1B	Chilliwack-Hope
Bargain Harbour	Powell River-Sunshine Coast
Bargain Harbour Sechelt Band 24	Powell River-Sunshine Coast
Barkerville	Cariboo North
Barkley Sound Resort Alberni Top Marina, Port Alberni	Alberni-Pacific Rim
Barlow	Cariboo North
Barlow Creek	Cariboo North
Barnard Island	North Coast
Barnet	Port Moody-Coquitlam
Barnhartvale	Kamloops-South Thompson
Barnston Island	Surrey-Tynehead
Barnston Island IR 3	Surrey-Tynehead
Barrett Lake	Nechako Lakes
Barriere	Kamloops-North Thompson
Barriere Centre - Thompson Rivers University	Kamloops-North Thompson
Barrowtown	Abbotsford South
Basque	Fraser-Nicola
Basque IR 18	Fraser-Nicola
Bastion Bay	Shuswap
Batchelor Hills	Kamloops-North Thompson
Bates Beach	Comox Valley
Bathgate Marina, Egmont	Powell River-Sunshine Coast
Baynes Lake	Kootenay East
Bayshore West Marina, Vancouver	Vancouver-West End
BC Children's Hospital	Vancouver-Fairview
BC Women's Hospital	Vancouver-Fairview

Location	Electoral District
BCIT - Aerospace Technology Campus	Richmond Centre
BCIT - Burnaby Campus	Burnaby North
BCIT - Downtown Campus	Vancouver-False Creek
BCIT - Great Northern Way Campus	Vancouver-Mount Pleasant
BCIT - Pacific Marine Training Campus	North Vancouver-Lonsdale
Beach Gardens Marina, Powell River	Powell River-Sunshine Coast
Beach Grove	Delta South
Beachcomber	Parksville-Qualicum
Beachcomber Bay	Vernon-Monashee
Beachcomber Marina, Nanoose Bay	Parksville-Qualicum
Bealby Point	Nelson-Creston
Bear Camp	Stikine
Bear Creek	Chilliwack-Hope
Bear Flat	Peace River North
Bear Lake	Prince George-Mackenzie
Bear Lake	Stikine
Beards Creek	Columbia River-Revelstoke
Beasley	Nelson-Creston
Beaton	Kootenay West
Beatton	Peace River North
Beatton Ranch	Peace River North
Beaver Cove	North Island
Beaver Creek	Alberni-Pacific Rim
Beaver Falls	Kootenay West
Beaver Lake	Saanich South
Beaver Pass House	Cariboo North
Beaver Point	Saanich North and the Islands
Beaverdell	Boundary-Similkameen
Beaverley	Prince George-Valemount
Beavermouth	Columbia River-Revelstoke
Becher Bay IR 1	Juan de Fuca
Becher Bay IR 2	Juan de Fuca
Becher Bay Marina, Sooke	Juan de Fuca

Location	Electoral District
Becher House	Cariboo-Chilcotin
Bedwell Harbour	Saanich North and the Islands
Belcarra	Port Moody-Coquitlam
Belford	Nelson-Creston
Bell II	Stikine
Bella Bella	North Coast
Bella Bella IR 1	North Coast
Bella Coola	North Coast
Bella Coola Centre - North Island College	North Coast
Bella Coola Hospital	North Coast
Bellevue	Kootenay West
Bellos	Cariboo North
Belmont Park	Esquimalt-Royal Roads
Belvedere	Port Moody-Coquitlam
Bend	Prince George-Valemount
Benledi	Kamloops-South Thompson
Ben-My-Chree	Stikine
Bennett	Stikine
Benson Lake	North Island
Benvoulin	Kelowna-Mission
Beresford	Fraser-Nicola
Bergs	North Vancouver-Seymour
Beryl Prairie	Peace River North
Bessborough	Peace River South
Bestwick	Kamloops-South Thompson
Bevan	Comox Valley
Big Bar Creek	Fraser-Nicola
Big Bay	Powell River-Sunshine Coast
Big Bunsby Marine Park	North Island
Big Creek	Cariboo-Chilcotin
Big Eddy	Columbia River-Revelstoke
Big Lake	Cariboo North
Big Lake Ranch	Cariboo North
Big White	Boundary-Similkameen
Big White Village	Boundary-Similkameen

Location	Electoral District
Billings	Boundary-Similkameen
Billings Bay	Powell River-Sunshine Coast
Binche IR 2	Nechako Lakes
Birch Island	Kamloops-North Thompson
Birchbank	Kootenay West
Birchdale	Nelson-Creston
Birchland Manor	Port Coquitlam
Bird's Eye Cove Marina, Koksilah	Cowichan Valley
Birken	West Vancouver-Sea to Sky
Black Creek	Comox Valley
Black Pines	Kamloops-North Thompson
Blackcomb	West Vancouver-Sea to Sky
Blackloam	Kamloops-South Thompson
Blackpool	Kamloops-North Thompson
Blackstock Subdivision	Cariboo-Chilcotin
Blackwater	Cariboo North
Blaeberry	Columbia River-Revelstoke
Blake	Nelson-Creston
Blakeburn	Fraser-Nicola
Blewett	Nelson-Creston
Bligh Island	North Island
Bligh Island Marine Park	North Island
Blind Bay	Shuswap
Blind Channel	North Island
Blind Creek IR 6	Boundary-Similkameen
Bliss Landing	Powell River-Sunshine Coast
Bloedel	North Island
Blowhole	North Island
Blubber Bay	Powell River-Sunshine Coast
Blucher Hall	Kamloops-North Thompson

Statement of Votes
40th Provincial General Election
May 14, 2013

Location	Electoral District
Blue Hills	Peace River North
Blue River	Kamloops-North Thompson
Blue Springs	Vernon-Monashee
Blueberry Creek	Kootenay West
Blueberry Farm	Peace River North
Blueberry River IR 205	Peace River North
Bluenose Marina, Cowichan Bay	Cowichan Valley
Blueridge	North Vancouver-Seymour
Boat Basin	Alberni-Pacific Rim
Boat Harbour	Nanaimo-North Cowichan
Bob Quinn Lake	Stikine
Bold Point	North Island
Bonaparte IR 3	Fraser-Nicola
Bond	Peace River South
Bonilla Island	North Coast
Bonnet Hill	Prince George-Valemount
Bonnington Falls	Nelson-Creston
Bootahnie IR 15	Fraser-Nicola
Boothroyd	Chilliwack-Hope
Boothroyd IR 5C	Chilliwack-Hope
Boothroyd IR 6A	Chilliwack-Hope
Boothroyd (Part) 8A	Fraser-Nicola
Boston Bar	Chilliwack-Hope
Boston Bar IR 1A	Chilliwack-Hope
Boston Flats	Fraser-Nicola
Boswell	Nelson-Creston
Bouchie Lake	Cariboo North
Boulder	Kamloops-North Thompson
Boulder City	Stikine
Boulder Island Sechelt Band 25	Powell River-Sunshine Coast
Boundary Bay	Delta South
Boundary Falls	Boundary-Similkameen
Boundary Hospital	Boundary-Similkameen
Bowen Bay	West Vancouver-Sea to Sky
Bowen Island	West Vancouver-Sea to Sky

Location	Electoral District
Bowen Island	West Vancouver-Sea to Sky
Bowen Island Marina	West Vancouver-Sea to Sky
Bowser	Alberni-Pacific Rim
Box Lake	Kootenay West
Brackendale	West Vancouver-Sea to Sky
Bradner	Abbotsford West
Brae Island	Fort Langley-Aldergrove
Braeloch	Kelowna-Mission
Braemar Heights	Juan de Fuca
Braeside	Nechako Lakes
Bralorne	Fraser-Nicola
Brandon	Kootenay West
Brandywine	West Vancouver-Sea to Sky
Braun's Island	Skeena
Brechin Point Marina, Nanaimo	Nanaimo
Brem River	Powell River-Sunshine Coast
Brennan Creek	Kamloops-North Thompson
Brentwood Bay	Saanich North and the Islands
Brentwood Inn Marina, Brentwood Bay	Saanich North and the Islands
Brentwood Park	Burnaby North
Brew Bay	Powell River-Sunshine Coast
Brexton	Fraser-Nicola
Briar Ridge	Peace River South
Bridal Falls	Chilliwack-Hope
Bridesville	Boundary-Similkameen
Bridge Lake	Cariboo-Chilcotin
Bridge River IR 1	Fraser-Nicola
Bridgeview	Surrey-Whalley
Brigade Lake	Fraser-Nicola
Brighouse	Richmond Centre
Brighton Beach	North Vancouver-Seymour
Brilliant	Kootenay West

Location	Electoral District
Brisco	Columbia River-Revelstoke
Britannia Beach	West Vancouver-Sea to Sky
British Properties	West Vancouver-Capilano
Broadmoor	Richmond-Steveston
Broadview	Shuswap
Broadway Campus - Vancouver Community College	Vancouver-Mount Pleasant
Brocklehurst	Kamloops-North Thompson
Broman Lake	Nechako Lakes
Brookmere	Fraser-Nicola
Brookwood	Langley
Broughton Archipelago Marine Park	North Island
Brouse	Kootenay West
Browns Bay Marina	North Island
Brownsville	Surrey-Whalley
Brunette Creek	New Westminster
Brunswick	North Coast
Brunswick Beach	West Vancouver-Sea to Sky
Bryn	Parksville-Qualicum
Buccaneer Bay	Powell River-Sunshine Coast
Buccaneer Marina, Halfmoon Bay	Powell River-Sunshine Coast
Buckhorn	Prince George-Valemount
Buckingham Heights	Burnaby-Deer Lake
Buckinghorse River	Peace River North
Buckley Bay	Comox Valley
Bucktum IR 4	Chilliwack-Hope
Buffalo Creek	Cariboo-Chilcotin
Buick	Peace River North
Bulkley Canyon	Stikine
Bulkley House	Nechako Lakes
Bulkley River IR 19	Stikine
Bulkley Valley District Hospital	Stikine
Bull Harbour	North Island

Location	Electoral District
Bull River	Columbia River-Revelstoke
Buntzen Bay	Coquitlam-Burke Mountain
Burke Road	Surrey-Newton
Burkeville	Richmond Centre
Burlo Island	Alberni-Pacific Rim
Burnaby	Burnaby-Deer Lake Burnaby-Edmonds Burnaby-Lougheed Burnaby North
Burnaby Campus - BCIT	Burnaby North
Burnaby Correctional Centre for Women	Burnaby-Edmonds
Burnaby General Hospital	Burnaby-Deer Lake
Burnaby Heights	Burnaby North
Burnaby Mountain Campus - Simon Fraser University	Burnaby-Lougheed
Burns Lake	Nechako Lakes
Burns Lake IR 18	Nechako Lakes
Burnt Flats	Nelson-Creston
Burquitlam	Port Moody-Coquitlam
Burrard Bridge Civic Marina, Vancouver	Vancouver-False Creek
Burrard Inlet IR 3	North Vancouver-Seymour
Burton	Kootenay West
Butedale	North Coast

C

Cache Creek	Fraser-Nicola
Cadboro Bay	Oak Bay-Gordon Head
Caesars	Westside-Kelowna
Cahilty	Kamloops-North Thompson
Caithness	Kootenay East
Cale	Prince George-Valemount
Callison Ranch	Stikine
Cambie	Shuswap
Camborne	Kootenay West
Cameron Heights	Alberni-Pacific Rim
Cameron Lake	Alberni-Pacific Rim

Statement of Votes
40th Provincial General Election
May 14, 2013

Location	Electoral District
Camosun College - Interurban Campus	Saanich South
Camosun College - Lansdowne Campus	Oak Bay-Gordon Head
Camp McKinney	Boundary-Similkameen
Campbell Creek	Kamloops-South Thompson
Campbell Island	North Coast
Campbell River	North Island
Campbell River	North Island
Campbell River & District General Hospital	North Island
Campbell River Campus - North Island College	North Island
Campbell River IR 11	North Island
Campbellton	North Island
Canal Flats	Columbia River-Revelstoke
Canford	Fraser-Nicola
Canim	Cariboo-Chilcotin
Canim Lake	Cariboo-Chilcotin
Canim Lake IR 1	Cariboo-Chilcotin
Canim Lake IR 2	Cariboo-Chilcotin
Canoe	Shuswap
Canoe Brewpub Marina, Victoria	Victoria-Beacon Hill
Canoe Cove Marina, North Saanich	Saanich North and the Islands
Canoe Creek IR 1	Fraser-Nicola
Canoe Creek IR 2	Fraser-Nicola
Canoe Creek IR 3	Cariboo-Chilcotin
Canoe River	Prince George-Valemount
Canyon	Nelson-Creston
Canyon Alpine	Chilliwack-Hope
Canyon Heights	West Vancouver-Capilano
Canyon Hot Springs	Columbia River-Revelstoke
Cape Mudge IR 10	North Island
Capilano Highlands	West Vancouver-Capilano
Capilano IR 5	West Vancouver-Capilano North Vancouver-Lonsdale

Location	Electoral District
Capilano University - North Vancouver Campus	North Vancouver-Seymour
Capilano University - Squamish Campus	West Vancouver-Sea to Sky
Capilano University - Sunshine Coast Campus	Powell River-Sunshine Coast
Capitol Hill	Burnaby North
Captain's Cove Marina, Delta	Delta South
Cariboo	Cariboo North
Cariboo Meadows	Stikine
Cariboo Memorial Hospital	Cariboo-Chilcotin
Carlin	Shuswap
Carlson	Prince George-Mackenzie
Carmi	Boundary-Similkameen
Carmi Subdivision	Boundary-Similkameen
Carnaby	Stikine
Carp	Prince George-Mackenzie
Carrolls Landing	Kootenay West
Carrs	Kelowna-Lake Country
Carrs Landing	Kelowna-Lake Country
Carson	Boundary-Similkameen
Cascade	Boundary-Similkameen
Cascade Heights	Burnaby-Deer Lake
Casino	Kootenay West
Cassiar	Stikine
Cassidy	Nanaimo-North Cowichan
Cassimayooks (Mayook) IR 5	Kootenay East
Cassin	Coquitlam-Maillardville
Castle Rock	Cariboo North
Castledale	Columbia River-Revelstoke
Castlegar	Kootenay West
Castlegar Campus - Selkirk College	Kootenay West
Castlegar District Hospital	Kootenay West
Caswell	Prince George-Mackenzie
Catala Island Marine Park	North Island

Location	Electoral District
Cathedral	Columbia River-Revelstoke
Caulfeild	West Vancouver-Sea to Sky
Cawston	Boundary-Similkameen
Caycuse	Cowichan Valley
Cayoosh Creek IR 1	Fraser-Nicola
Cecil Lake	Peace River North
Cedar	Nanaimo-North Cowichan
Cedar Grove	Kelowna-Lake Country
Cedar Grove Marina, North Saanich	Saanich North and the Islands
Cedardale	West Vancouver-Capilano
Cedarside	Prince George-Valemount
Cedarvale	Stikine
Ceepeecee	North Island
Celista	Shuswap
Central Saanich	Saanich North and the Islands
Centreville	Stikine
CFB Chilliwack	Chilliwack-Hope
Chaatl	North Coast
Chain Lake	Fraser-Nicola
Chamiss Bay	North Island
Channel Ridge	Saanich North and the Islands
Channel View Marina, Nanaimo	Nanaimo
Chapman Camp	Columbia River-Revelstoke
Chapmans	Chilliwack-Hope
Charella Garden	Prince George-Mackenzie
Charles	Prince George-Valemount
Charlie Lake	Peace River North
Charlotte Lake	Cariboo-Chilcotin
Chase	Kamloops-South Thompson
Chase & District Health Centre	Kamloops-South Thompson
Chase River	Nanaimo-North Cowichan
Chasm	Fraser-Nicola
Chaumox	Chilliwack-Hope

Location	Electoral District
Chawathil IR 4	Chilliwack-Hope
Cheakamus	West Vancouver-Sea to Sky
Cheakamus IR 11	West Vancouver-Sea to Sky
Cheam IR 1	Chilliwack-Hope
Cheam View	Chilliwack-Hope
Cheanuh Marina, Sooke	Juan de Fuca
Cheekye	West Vancouver-Sea to Sky
Chehalis IR 5	Chilliwack-Hope
Chekwerp IR 26	Powell River-Sunshine Coast
Chelohsin Sechelt Band 13	Powell River-Sunshine Coast
Chemainus	Nanaimo-North Cowichan
Chemainus Health Care Centre	Nanaimo-North Cowichan
Chemainus IR 13	Nanaimo-North Cowichan
Chenahkint IR 12	North Island
Cherry Creek	Alberni-Pacific Rim
Cherry Point	Cowichan Valley
Cherry Point Marina, Cowichan Bay	Cowichan Valley
Cherryville	Vernon-Monashee
Ches-La-Kee IR 3	North Island
Cheslatta	Nechako Lakes
Cheslatta IR 1	Nechako Lakes
Chetarpe	Alberni-Pacific Rim
Chetwynd	Peace River South
Chetwynd Campus - Northern Lights College	Peace River South
Chetwynd General Hospital	Peace River South
Chezacut	Cariboo-Chilcotin
Chickwat Sechelt Band 9	Powell River-Sunshine Coast
Chilanko Forks	Cariboo-Chilcotin
Chilco Lake IR 1	Cariboo-Chilcotin
Chilco Lake IR 1A	Cariboo-Chilcotin
Chilcotin Forest	Cariboo-Chilcotin
Chilhil IR 6	Fraser-Nicola

Statement of Votes
40th Provincial General Election
May 14, 2013

Location	Electoral District
Chilliwack	Chilliwack Chilliwack-Hope
Chilliwack Air Support Unit	Chilliwack-Hope
Chilliwack Campus - Justice Institute of BC	Chilliwack-Hope
Chilliwack Campus - University of the Fraser Valley	Chilliwack
Chilliwack Community Correctional Centre	Chilliwack
Chilliwack General Hospital	Chilliwack
Chimney Valley	Cariboo-Chilcotin
China Bar	Chilliwack-Hope
China Creek Marina, Port Alberni	Alberni-Pacific Rim
Chineside	Coquitlam-Maillardville
Chinook Cove	Kamloops-North Thompson
Choate	Chilliwack-Hope
Chopaka	Boundary-Similkameen
Chopaka IR 7	Boundary-Similkameen
Chopaka IR 8	Boundary-Similkameen
Christian Valley	Boundary-Similkameen
Christina Lake	Boundary-Similkameen
Chu Chua	Kamloops-North Thompson
Chuchuwayha IR 2	Boundary-Similkameen
Chum Creek IR 2	Kamloops-South Thompson
Church House	Powell River-Sunshine Coast
Chute Lake	Penticton
Cinema	Cariboo North
Cinnabar Valley	Nanaimo-North Cowichan
Cisco	Fraser-Nicola
Clairmont	Peace River North
Clakamucus IR 2	Alberni-Pacific Rim
Clanwilliam	Columbia River-Revelstoke
Clapperton	Fraser-Nicola
Clayburn	Abbotsford-Mission

Location	Electoral District
Clayhurst	Peace River North
Clayoquot	Alberni-Pacific Rim
Clayoquot	Penticton
Clearbrook	Abbotsford West
Clearwater	Kamloops-North Thompson
Clearwater Centre - Thompson Rivers University	Kamloops-North Thompson
Clemina East	Kamloops-North Thompson
Clemina West	Kamloops-North Thompson
Clemretta	Nechako Lakes
Clesbaoneecheck IR 3	Prince George-Mackenzie
Cleveland Park	West Vancouver-Capilano
Clienna IR 14	North Island
Cliffside	Cowichan Valley
Clinton	Fraser-Nicola
Clode	Kootenay East
Clo-oose	Alberni-Pacific Rim
Cloverdale	Surrey-Cloverdale
Cloverdale Campus - Kwantlen Polytechnic University	Surrey-Cloverdale
Clutesi Haven Marina, Port Alberni	Alberni-Pacific Rim
Coal Harbour	North Island
Coal Harbour Marina, Vancouver	Vancouver-West End
Coal River	Peace River North
Coalmont	Fraser-Nicola
Coast Harbourside Marina, Victoria	Victoria-Beacon Hill
Coast Marina, Campbell River	North Island
Cobble Hill	Cowichan Valley
Codville Lagoon Marine Park	North Coast
Cody	Kootenay West
Coho Marina, Madeira Park	Powell River-Sunshine Coast
Cokato	Kootenay East

Location	Electoral District
Cokoqueneets Sechelt Band 23	Powell River-Sunshine Coast
Coldspring House	Cariboo North
Coldstream	Vernon-Monashee
Coldwater IR 1	Fraser-Nicola
Coldwell Beach	North Vancouver-Seymour
Cole Bay IR 3	Saanich North and the Islands
Colebank	Cariboo North
Colebrook	Surrey-Panorama
College Heights	Prince George-Valemount
College of New Caledonia - Fort St. James Centre	Nechako Lakes
College of New Caledonia - Fraser Lake Centre	Nechako Lakes
College of New Caledonia - John A. Brink Trades & Technology Centre	Prince George-Mackenzie
College of New Caledonia - Lakes District Campus	Nechako Lakes
College of New Caledonia - Mackenzie Campus	Prince George-Mackenzie
College of New Caledonia - Nechako Campus	Nechako Lakes
College of New Caledonia - Nicholson Campus	Prince George-Mackenzie
College of New Caledonia - Prince George Campus	Prince George-Mackenzie
College of New Caledonia - Quesnel Campus	Cariboo North
College of New Caledonia - Valemount Learning Centre	Prince George-Valemount
College of the Rockies - Cranbrook / Gold Creek Campus	Kootenay East
College of the Rockies - Cranbrook Campus	Kootenay East
College of the Rockies - Creston Campus	Nelson-Creston
College of the Rockies - Elk Valley Campus	Kootenay East
College of the Rockies - Golden Campus	Columbia River-Revelstoke

Location	Electoral District
College of the Rockies - Invermere Campus	Columbia River-Revelstoke
College of the Rockies - Kimberley Campus	Columbia River-Revelstoke
Colletville	Fraser-Nicola
Colleymount	Nechako Lakes
Colquitz	Saanich South
Columbia Gardens	Kootenay West
Columbia Lake IR 3	Columbia River-Revelstoke
Colvalli	Kootenay East
Colwood	Esquimalt-Royal Roads
Comer	Cariboo North
Commodore Heights	Cariboo North
Comorant Island Community Health Centre	North Island
Comox	Comox Valley
Comox Bay Marina	Comox Valley
Comox Canadian Forces Station	Comox Valley
Comox IR 1	Comox Valley
Comox Municipal Marina	Comox Valley
Comox Valley Campus-North Island College	Comox Valley
Connaught Heights	New Westminster
Conrad	Fraser-Nicola
Coombe	Port Moody-Coquitlam
Coombs	Alberni-Pacific Rim
Cooper Creek	Nelson-Creston
Copeland Islands Marine Park	Powell River-Sunshine Coast
Copper City	Skeena
Copper Cove	Shuswap
Copper Creek	Kamloops-North Thompson
Copper Mountain	Fraser-Nicola
Coquitlam	Coquitlam-Burke Mountain Coquitlam-Maillardville Port Moody-Coquitlam
Coquitlam IR 1	Coquitlam-Maillardville
Coquitlam IR 2	Port Coquitlam

Statement of Votes
40th Provincial General Election
May 14, 2013

Location	Electoral District
Coquitlam-Meadowbrook	Port Coquitlam
Coral Beach	Kelowna-Lake Country
Corbin	Kootenay East
Cordova Bay	Saanich South
Cormorant Channel Marine Park	North Island
Cormorant Island	North Island
Corra Linn	Nelson-Creston
Cortes Bay	North Island
Cortes Island	North Island
Cortes Island Centre - North Island College	North Island
Coryatsaqua (Moricetown) IR 2	Stikine
Coryville	Nechako Lakes
Cottonwood	Cariboo North
Cottonwood Flats	Kamloops-North Thompson
Couldwell Subdivision	Cariboo North
Courtenay	Comox Valley
Courtenay Slough Marina, Comox	Comox Valley
Coutlee	Fraser-Nicola
Cove Cliff	North Vancouver-Seymour
Cowans Point	West Vancouver-Sea to Sky
Cowichan Bay	Cowichan Valley
Cowichan Bay Marina	Cowichan Valley
Cowichan Campus - Vancouver Island University	Cowichan Valley
Cowichan District Hospital	Cowichan Valley
Cowichan IR 1	Cowichan Valley
Cowichan IR 9	Cowichan Valley
Cowichan Lake IR	Cowichan Valley
Cowichan Station	Cowichan Valley
Coykendahl	Kootenay West
Coyle	Fraser-Nicola
Cracraft	North Island
Craigellachie	Shuswap
Cranberry	Powell River-Sunshine Coast

Location	Electoral District
Cranberry Junction	Stikine
Cranbrook	Kootenay East
Cranbrook / Gold Creek Campus - College of the Rockies	Kootenay East
Cranbrook Campus - College of the Rockies	Kootenay East
Crawford Bay	Nelson-Creston
Creekside	West Vancouver-Sea to Sky
Creighton Valley	Vernon-Monashee
Crescent	Surrey-Panorama
Crescent Bay	Nelson-Creston
Crescent Beach	Penticton
Crescent Beach Marina, Surrey	Surrey-Panorama
Crescent Spur	Prince George-Valemount
Crescent Valley	Kootenay West
Creston	Nelson-Creston
Creston Campus - College of the Rockies	Nelson-Creston
Creston IR 1	Nelson-Creston
Creston Valley Hospital	Nelson-Creston
Crestwood Subdivision	Peace River North
Criss Creek	Kamloops-North Thompson
Critter Cove Marina, Tahsis	North Island
Crofton	Nanaimo-North Cowichan
Crowsnest	Kootenay East
Croydon	Prince George-Valemount
Crysdale	Prince George-Valemount
Cultus Lake	Chilliwack-Hope
Cumberland	Comox Valley
Cumshewa	North Coast
Curzon	Nelson-Creston
Cypress Park	West Vancouver-Sea to Sky
D	
Dallas	Kamloops-South Thompson

Location	Electoral District
Danskin	Nechako Lakes
D'Arcy	West Vancouver-Sea to Sky
Darfield	Kamloops-North Thompson
Darrell Bay	West Vancouver-Sea to Sky
Dartmoor	Coquitlam-Maillardville
Dashwood	Alberni-Pacific Rim
David Lam Campus - Douglas College	Coquitlam-Burke Mountain
Davidson	Prince George-Mackenzie
Davis Bay	Powell River-Sunshine Coast
Dawson Creek	Peace River South
Dawson Creek & District Hospital	Peace River South
Dawson Creek Campus - Northern Lights College	Peace River South
Dawsons Landing	North Coast
Days Ranch	Stikine
De Courcy Island	Nanaimo-North Cowichan
Deadwood	Boundary-Similkameen
Dease Lake	Stikine
Dease Lake Campus - Northern Lights College	Stikine
Dease Lake IR 9	Stikine
Decker Lake	Nechako Lakes
Deep Bay	Alberni-Pacific Rim
Deep Cove	Saanich North and the Islands
Deep Cove Marina, North Saanich	Saanich North and the Islands
Deep Creek	Shuswap
Deep Creek IR 2	Cariboo North
Deer Park	Kootenay West
Deerholme	Cowichan Valley
Deering Island	Vancouver-Quilchena
Defot	Stikine
Deka Lake	Cariboo-Chilcotin
Delbrook	West Vancouver-Capilano
Delkatla	North Coast

Location	Electoral District
Delta	Delta North Delta South
Delta Hospital	Delta South
Delta Vancouver Marina, Richmond	Richmond Centre
Demean	Peace River South
Denman Island	Comox Valley
Denny Island	North Coast
Dentville	West Vancouver-Sea to Sky
Departure Bay	Nanaimo
Deroche	Abbotsford-Mission
Desolation Sound Marine Park	Powell River-Sunshine Coast
Devine	West Vancouver-Sea to Sky
Dewdney	Abbotsford-Mission
Dewey	Prince George-Valemount
Digby Island	North Coast
Discovery Harbour Marina, Campbell River	North Island
Discovery Island Marine Park	Oak Bay-Gordon Head
Dixie Cove Marine Park	North Island
Dodge Cove	North Coast
Doe River	Peace River South
Dog Creek	Nechako Lakes
Dog Creek	Cariboo-Chilcotin
Dog Creek IR 1	Cariboo-Chilcotin
Dog Creek IR 2	Cariboo-Chilcotin
Dogpatch	Powell River-Sunshine Coast
Dogwood Valley	Chilliwack-Hope
Doig River	Peace River North
Doig River IR 206	Peace River North
Dokie	Peace River South
Dokie Siding	Peace River South
Dollarton	North Vancouver-Seymour
Dolphin Beach	Parksville-Qualicum
Dolphin Island	North Coast
Dolphin Island IR 1	North Coast
Dome Creek	Prince George-Valemount

Location	Electoral District
Donald	Columbia River-Revelstoke
Donald Landing	Nechako Lakes
Donnelly Landing	Powell River-Sunshine Coast
Doriston	Powell River-Sunshine Coast
Dorreen	Skeena
Dot	Fraser-Nicola
Douglas	Surrey-Cloverdale
Douglas College - David Lam Campus	Coquitlam-Burke Mountain
Douglas College - New Westminster Campus	New Westminster
Douglas Hill Estates	Cowichan Valley
Douglas IR 8	Chilliwack-Hope
Douglas Lake	Fraser-Nicola
Douglas Lake IR 3	Fraser-Nicola
Dove Creek	Comox Valley
Downie	Columbia River-Revelstoke
Downtown Campus - BCIT	Vancouver-False Creek
Downtown Campus - Vancouver Community College	Vancouver-False Creek
Dr Helmcken Memorial Hospital	Kamloops-North Thompson
Dragon	Cariboo North
Dragon Lake IR 3	Cariboo North
Drew Harbour	North Island
Drew Harbour IR 9	North Island
Drewry	Nelson-Creston
Driftwood Creek	Stikine
Dry Gulch	Columbia River-Revelstoke
Drynoch	Fraser-Nicola
DuBose	Skeena
Duck Lake IR 7	Kelowna-Lake Country
Duck Range	Kamloops-South Thompson

Location	Electoral District
Dufferin	Kamloops-South Thompson
Dugan Lake	Cariboo North
Dunbar-Southlands	Vancouver-Quilchena
Duncan	Cowichan Valley
Duncan Bay	North Island
Duncan Lake IR 12	Nechako Lakes
Duncanby Landing	North Coast
Dundarave	West Vancouver-Capilano
Dungeness Marina, Cowichan Bay	Cowichan Valley
Dunkley	Cariboo North
Dunsmuir	Alberni-Pacific Rim
Dunster	Prince George-Valemount
Durieu	Abbotsford-Mission
Dutch Lake	Kamloops-North Thompson
Dzitline Lee (Gelangle 1) IR 9	Nechako Lakes

E

Eagle Bay	Shuswap
Eagle Bluff	Boundary-Similkameen
Eagle Creek	Cariboo-Chilcotin
Eagle Harbour	West Vancouver-Sea to Sky
Eagle Heights	Cowichan Valley
Eagle Ridge	Coquitlam-Burke Mountain
Eagle Ridge Hospital	Port Moody-Coquitlam
Eagle Run	West Vancouver-Sea to Sky
Earls Cove	Powell River-Sunshine Coast
East Arrow Park	Kootenay West
East Gate	Columbia River-Revelstoke
East Kelowna	Kelowna-Mission
East Kootenay Regional Hospital	Kootenay East
East Moberly Lake IR 169	Peace River South
East Osoyoos	Boundary-Similkameen

Location	Electoral District
East Pine	Peace River South
East Saanich IR 2	Saanich North and the Islands
East Sooke	Juan de Fuca
East Thurlow Island	North Island
East Trail	Kootenay West
East Wellington	Nanaimo-North Cowichan
Eastbourne	Powell River-Sunshine Coast
Eastburn	Burnaby-Edmonds
Eastgate	Fraser-Nicola
Echo Bay	North Island
Echo Bay Marina	North Island
Echo Bay Marine Park	North Island
Ecoole	Alberni-Pacific Rim
Eddontenajon	Stikine
Eddy	Prince George-Valemount
Edelweiss	Columbia River-Revelstoke
Edgewater	Columbia River-Revelstoke
Edgewood	Kootenay West
Egmont	Powell River-Sunshine Coast
Egmont Sechelt Band 26	Powell River-Sunshine Coast
Ehatis IR 11	North Island
Ehatisht	North Island
Eholt	Boundary-Similkameen
Ekins Point	Powell River-Sunshine Coast
Ekwan	Peace River North
Elephant Crossing	North Island
Elgin	Surrey-Panorama
Elhlateese IR 2	Alberni-Pacific Rim
Elk Bay	North Island
Elk Prairie	Kootenay East
Elk Valley Campus - College of the Rockies	Kootenay East
Elk Valley Hospital	Kootenay East
Elkford	Kootenay East

Location	Electoral District
Elkford & District Diagnostic & Treatment Centre	Kootenay East
Elko	Kootenay East
Elkview	Kootenay East
Elleh	Peace River North
Ellison	Kelowna-Lake Country
Elphinstone	Powell River-Sunshine Coast
Emily Carr Institute of Art & Design	Vancouver-False Creek
Encombe	Nechako Lakes
Endako	Nechako Lakes
Enderby	Shuswap
Enderby IR 2	Shuswap
Engen	Nechako Lakes
Engineer	Stikine
Enterprise	Cariboo-Chilcotin
Entlqwekkink IR 19	Fraser-Nicola
Erickson	Nelson-Creston
Erie	Nelson-Creston
Errington	Alberni-Pacific Rim
Esler	Cariboo-Chilcotin
Esowista IR 3	Alberni-Pacific Rim
Esperanza	North Island
Espinosa Inlet	North Island
Esquimalt	Esquimalt-Royal Roads
Esquimalt Canadian Forces Base	Esquimalt-Royal Roads
Esquimalt IR	Esquimalt-Royal Roads
Essondale	Coquitlam-Maillardville
Estevan Point	Alberni-Pacific Rim
Est-Patrolas IR 4	Cowichan Valley
Euchinico Creek IR 17	Cariboo North
Evans	West Vancouver-Sea to Sky
Evelyn	Stikine
Evergreen Acres	Peace River North
Ewing	Westside-Kelowna
Exeter	Cariboo-Chilcotin

Location	Electoral District
Exlou	Kamloops-North Thompson
Exstew	Skeena
Extension	Nanaimo-North Cowichan

F

Fair Harbour	North Island
Fairbridge	Cowichan Valley
Fairfield	Victoria-Beacon Hill
Fairfield	Chilliwack
Fairmont	Columbia River-Revelstoke
Fairmont Hot Springs	Columbia River-Revelstoke
Fairview	Boundary-Similkameen
Falkland	Shuswap
Falls	Peace River South
Falls Creek	Fraser-Nicola
Fallsway	Cariboo-Chilcotin
False Bay	Parksville-Qualicum
Fanny Bay	Comox Valley
Farmington	Peace River South
Farrell Creek	Peace River North
Farron	Kootenay West
Faulder	Penticton
Fauquier	Kootenay West
Federal Ranch	Peace River North
Fellers Heights	Peace River South
Fenwick	Kootenay East
Ferguson	Kootenay West
Fern Ridge	Langley
Ferndale	Prince George-Valemount
Ferndale Institution	Abbotsford-Mission
Fernie	Kootenay East
Fernwood (Saltspring Island)	Saanich North and the Islands
Fernwood	Victoria-Beacon Hill
Field	Columbia River-Revelstoke
Fife	Boundary-Similkameen
Fifth Cabin	Stikine

Location	Electoral District
Fill	Fraser-Nicola
Finmoore	Nechako Lakes
Fintry	Westside-Kelowna
Fireside	Peace River North
Firvale	North Coast
Fisherman's Resort Marina, Garden Bay	Powell River-Sunshine Coast
Fisherman's Wharf, Campbell River	North Island
Fitzwilliam	Prince George-Valemount
Five Mile	Kootenay West
Five Mile Point IR 3	Stikine
Flat Creek	Columbia River-Revelstoke
Flathead	Kootenay East
Flatrock	Peace River North
Fleetwood	Surrey-Fleetwood
Fleming	Stikine
Floods	Chilliwack-Hope
Flores Island	Alberni-Pacific Rim
Flying U	Cariboo-Chilcotin
Fontas	Peace River North
Fontas 1	Peace River North
Ford Mountain Correctional Centre	Chilliwack-Hope
Forde	Columbia River-Revelstoke
Fording	Kootenay East
Ford's Cove Marina, Hornby Island	Comox Valley
Foreman	Prince George-Valemount
Forest Grove	Cariboo-Chilcotin
Forest Hills	West Vancouver-Capilano
Forest Knolls	Fort Langley-Aldergrove
Forestdale	Nechako Lakes
Fort Babine	Nechako Lakes
Fort Fraser	Nechako Lakes
Fort George (Shelley) IR 2	Prince George-Valemount
Fort Langley	Fort Langley-Aldergrove
Fort Nelson	Peace River North
Fort Nelson Campus - Northern Lights College	Peace River North

Location	Electoral District
Fort Nelson General Hospital	Peace River North
Fort Nelson IR 2	Peace River North
Fort Rupert	North Island
Fort Rupert IR 1	North Island
Fort St. James	Nechako Lakes
Fort St. James Centre - College of New Caledonia	Nechako Lakes
Fort St. John	Peace River North
Fort St. John General Hospital	Peace River North
Fort St. John Campus - Northern Lights College	Peace River North
Fort Steele	Columbia River- Revelstoke
Fort Ware	Peace River North
Fort Ware IR 1	Peace River North
Foss	Peace River South
Foster	Prince George-Valemount
Fosthall	Kootenay West
Fountain	Fraser-Nicola
Fountain (Twelve Mile) IR 3	Fraser-Nicola
Fountain Creek IR 8	Fraser-Nicola
Fountain IR 1	Fraser-Nicola
Fountain IR 11	Fraser-Nicola
Fountain IR 12	Fraser-Nicola
Fountain Valley	Fraser-Nicola
Fourth Cabin	Stikine
40 Mile Flats	Stikine
Fowler	Stikine
Fox Mountain	Cariboo North
Fraine	Columbia River- Revelstoke
Frames	North Vancouver-Seymour
Francis Lake	Nechako Lakes
Francis Peninsula	Powell River-Sunshine Coast
Francois Lake	Nechako Lakes
Francois Lake IR 7	Nechako Lakes

Location	Electoral District
Franklin Camp	Alberni-Pacific Rim
Fraser	Nelson-Creston
Fraser Canyon Hospital	Chilliwack-Hope
Fraser Heights	Surrey-Tynehead
Fraser Lake	Nechako Lakes
Fraser Lake Centre - College of New Caledonia	Nechako Lakes
Fraser Lake Diagnostic & Treatment Centre	Nechako Lakes
Fraser Mills	Coquitlam-Maillardville
Fraser Regional Correctional Centre	Maple Ridge-Mission
Fraserview	Prince George-Valemount
Frederick	Kamloops-North Thompson
French Creek	Parksville-Qualicum
Fruitvale	Kootenay West
Fry Creek	Nelson-Creston
Fulford Harbour	Saanich North and the Islands
Fulford Harbour Marina, Saltspring Island	Saanich North and the Islands
Furry Creek	West Vancouver-Sea to Sky

G

Gabriola Island	Nanaimo-North Cowichan
Galena	Kootenay West
Galena Bay	Kootenay West
Galiano Island	Saanich North and the Islands
Galloway	Kootenay East
Gambier Harbour	Powell River-Sunshine Coast
Gambier Island	Powell River-Sunshine Coast
Gang Ranch	Cariboo-Chilcotin
Ganges	Saanich North and the Islands
Ganges Marina, Saltspring Island	Saanich North and the Islands

Location	Electoral District
Garbitt	Peace River South
Garden Bay	Powell River-Sunshine Coast
Garden Bay Marina	Powell River-Sunshine Coast
Garden Bay Marine Park	Powell River-Sunshine Coast
Garden IR 2	Cariboo-Chilcotin
Garden IR 2A	Cariboo-Chilcotin
Garden Village	Burnaby-Deer Lake
Garibaldi	West Vancouver-Sea to Sky
Garibaldi Estates	West Vancouver-Sea to Sky
Garibaldi Highlands	West Vancouver-Sea to Sky
Garnet Rock Trailer Court	Powell River-Sunshine Coast
Garnet Valley	Penticton
Gates	West Vancouver-Sea to Sky
Gateway	Cariboo-Chilcotin
Gellatly	Westside-Kelowna
Genelle	Kootenay West
Genoa Bay	Cowichan Valley
Genoa Bay Marina, Koksilah	Cowichan Valley
George River	Powell River-Sunshine Coast
Georgetown Mills	North Coast
Germansen Landing	Nechako Lakes
Gerow Island	Nechako Lakes
Gerrard	Kootenay West
Gibbs	Fraser-Nicola
Gibraltar	Cariboo North
Gibson Creek	Kootenay West
Gibson Marine Park	Alberni-Pacific Rim
Gibsons	Powell River-Sunshine Coast
Gibsons Marina	Powell River-Sunshine Coast
Gifford	Abbotsford West

Location	Electoral District
Gilford Island	North Island
Gillies Bay	Powell River-Sunshine Coast
Gilpin	Boundary-Similkameen
Gingolx	Skeena
Giscome	Prince George-Valemount
Gitanmaax	Stikine
Gitanmaax IR 1	Stikine
Gitanyow	Stikine
Gitanyow IR 1	Stikine
Gitsegukla IR 1	Stikine
Gitwangak IR 1	Stikine
Gitwangak IR 2	Stikine
Gitwinksihkw	Skeena
Gitwinksihkw 7	Skeena
Glacier	Columbia River-Revelstoke
Glacier Gulch	Stikine
Glade	Kootenay West
Gladwin	Fraser-Nicola
Gleam	Peace River North
Glen Fraser	Fraser-Nicola
Glen Lake	Juan de Fuca
Glen Valley	Fort Langley-Aldergrove
Glen Vowell	Stikine
Glenannan	Nechako Lakes
Glenbank	Kootenay West
Glenbrooke North	New Westminster
Glendale	Cariboo-Chilcotin
Gleneagles	West Vancouver-Sea to Sky
Gleneden	Shuswap
Glenemma	Shuswap
Glenlily	Nelson-Creston
Glenmerry	Kootenay West
Glenmore	West Vancouver-Capilano
Glenogle	Columbia River-Revelstoke
Glenora	Stikine
Glenora	Cowichan Valley
Glenrosa	Westside-Kelowna

Location	Electoral District
Glentanna	Stikine
Glimpse Lake	Fraser-Nicola
Goat River	Prince George-Valemount
Goatfell	Nelson-Creston
Gods Pocket Marina, Balakava Island	North Island
God's Pocket Marine Park	North Island
Gold Bridge	Fraser-Nicola
Gold River	North Island
Gold River Centre - North Island College	North Island
Gold River Health Clinic	North Island
Golden	Columbia River- Revelstoke
Golden & District General Hospital	Columbia River- Revelstoke
Golden Campus - College of the Rockies	Columbia River- Revelstoke
Goldstream	Juan de Fuca
Goldstream Boathouse, Victoria	Juan de Fuca
Good Hope	North Coast
Good Hope Lake	Stikine
Goodlow	Peace River North
Goose Bay	North Coast
Gordon Head	Oak Bay-Gordon Head
Gordon River	Alberni-Pacific Rim
Gordon River IR 2	Juan de Fuca
Gorge Harbour	North Island
Gorge Harbour Marina, Whaletown	North Island
Gosnell	Kamloops-North Thompson
Gossen Creek	Skeena
Gossip Island	Saanich North and the Islands
Gower Point	Powell River-Sunshine Coast
Graham	Cariboo-Chilcotin
Graham Island	North Coast
Gramsons	West Vancouver-Sea to Sky

Location	Electoral District
Grand Forks	Boundary-Similkameen
Grand Forks Campus - Selkirk College	Boundary-Similkameen
Grand Haven	Peace River North
Grand Rapids	Nechako Lakes
Grand Trunk	Skeena
Granduc	Stikine
Grandview	Surrey-Cloverdale
Grandview Bench	Shuswap
Grandview-Woodlands	Vancouver-Hastings
Granisle	Nechako Lakes
Granite	Nelson-Creston
Granite Bay	North Island
Granite Falls	Coquitlam-Burke Mountain
Grant Brook	Prince George-Valemount
Grantham	Comox Valley
Granthams Landing	Powell River-Sunshine Coast
Grasmere	Kootenay East
Grassy Plains	Nechako Lakes
Gravelle Ferry	Cariboo North
Graveyard IR 5	Maple Ridge-Pitt Meadows
Gray Creek	Nelson-Creston
Great Central	Alberni-Pacific Rim
Great Central Lake	Alberni-Pacific Rim
Great Northern Way Campus - BCIT	Vancouver-Mount Pleasant
Greeley	Columbia River- Revelstoke
Green Cove	Alberni-Pacific Rim
Green Inlet Marine Park	North Coast
Green River	West Vancouver-Sea to Sky
Greendale	Chilliwack
Greenhills	Kootenay East
Greening	Cariboo North
Greenville	Skeena
Greenwood	Boundary-Similkameen

Location	Electoral District
Griffith	Columbia River-Revelstoke
Grindrod	Shuswap
Groundbirch	Peace River South
Guhthe Tah IR 12	Stikine
Gun Lake	Fraser-Nicola
Gundy	Peace River South
Gutah	Peace River North
Gwayasdums IR 1	North Island

H

Hagensborg	North Coast
Hagwilget	Stikine
Hagwilget IR 1	Stikine
Haig	Chilliwack-Hope
Haina	North Coast
Haisla	Skeena
Halalt IR 2	Nanaimo-North Cowichan
Halfmoon Bay	Powell River-Sunshine Coast
Halfway Ranch	Peace River North
Halfway River IR 168	Peace River North
Halhalaeden IR 14	Fraser-Nicola
Halhalaeden IR 14A	Fraser-Nicola
Halkett Bay Marine Park	Powell River-Sunshine Coast
Hall	Nelson-Creston
Hall Siding	Nelson-Creston
Halliday	Skeena
Hanbury	Kootenay East
Hanceville	Cariboo-Chilcotin
Haney	Maple Ridge-Pitt Meadows
Hansard	Prince George-Valemount
Hanson Island	North Island
Happy Valley	Juan de Fuca
Harbour Chines	Coquitlam-Maillardville
Harbour Quay Marina, Port Alberni	Alberni-Pacific Rim
Harbour Village	Coquitlam-Maillardville
Hardwicke Island	North Island

Location	Electoral District
Hardy Island	Powell River-Sunshine Coast
Harmac	Nanaimo-North Cowichan
Harmer	Kootenay East
Harmony Islands Marine Park	Powell River-Sunshine Coast
Harris IR 3	Shuswap
Harrison Hot Springs	Chilliwack-Hope
Harrison Mills	Chilliwack-Hope
Harrogate	Columbia River-Revelstoke
Harrop	Nelson-Creston
Hart Highlands	Prince George-Mackenzie
Hartley Bay	North Coast
Harvey	Prince George-Valemount
Hasler Flat	Peace River South
Hastings-Sunrise	Vancouver-Hastings
Ha'thayim (Von Donop) Marine Park	North Island
Hatzic	Abbotsford-Mission
Hatzic Island	Abbotsford-Mission
Hawkins Lake Subdivision	Cariboo-Chilcotin
Hawks	Cariboo North
Haysport	North Coast
Hayward	Cowichan Valley
Hazelmere	Surrey-Cloverdale
Hazelton	Stikine
Hazelton Campus - Northwest Community College	Stikine
Headquarters	Comox Valley
Headwater Marina, Madeira Park	Powell River-Sunshine Coast
Health Bay	North Island
Heather Civic Marina, Vancouver	Vancouver-False Creek
Hecate	North Island
Hector	Columbia River-Revelstoke
Hedley	Boundary-Similkameen
Heffley Creek	Kamloops-North Thompson

Location	Electoral District
Helby Island	Alberni-Pacific Rim
Hells Gate	Chilliwack-Hope
Hemlock Valley	Chilliwack-Hope
Hendrix Lake	Cariboo North
Heriot Bay	North Island
Heriot Bay Marina, Quadra Island	North Island
Hesquiat	Alberni-Pacific Rim
Hesquiat IR 1	Alberni-Pacific Rim
Heydon Bay	Powell River-Sunshine Coast
Hickethier Ranch	Peace River North
Hicks	Chilliwack-Hope
Hiellen IR 2	North Coast
Highlands	Juan de Fuca
Hillbank	Cowichan Valley
Hillcrest	Nanaimo-North Cowichan
Hilliers	Alberni-Pacific Rim
Hills	Kootenay West
Hippa	North Coast
Hiusta Meadow	Stikine
Hixon	Prince George-Valemount
Hkusam	North Island
Hodda	Prince George-Mackenzie
Holachten IR 8	Abbotsford-Mission
Holberg	North Island
Hollyburn	West Vancouver-Capilano
Holmwood	Kamloops-South Thompson
Homalco IR 9	North Island
Homfray Creek	Powell River-Sunshine Coast
Honeymoon Bay	Cowichan Valley
Hope	Chilliwack-Hope
Hope Bay	Saanich North and the Islands
Hope Centre - University of the Fraser Valley	Chilliwack-Hope
Hope IR 1	Chilliwack-Hope
Hope Island	North Island
Hope Island IR 1	North Island

Location	Electoral District
Hopetown	North Island
Hopkins Landing	Powell River-Sunshine Coast
Hornby Island	Comox Valley
Horse Creek	Columbia River- Revelstoke
Horsefly	Cariboo North
Horseshoe Bay	West Vancouver-Sea to Sky
Hosmer	Kootenay East
Hospital Hill	West Vancouver-Sea to Sky
Hot Springs Cove	Alberni-Pacific Rim
Houpsitas IR 6	North Island
Houston	Nechako Lakes
Houston Campus - Northwest Community College	Nechako Lakes
Houston Health Centre	Nechako Lakes
Howser	Nelson-Creston
Huble	Prince George-Valemount
Hudson's Hope	Peace River North
Hulatt	Nechako Lakes
Hulcross	Peace River South
Hullcar	Shuswap
Hunaechin Sechelt Band 11	Powell River-Sunshine Coast
Huntingdon	Abbotsford South
Huntington	Stikine
Hunts Inlet	North Coast
Hupel	Shuswap
Huscroft	Nelson-Creston
Hustalen IR 1	Kamloops-South Thompson
Hutchinson	Cowichan Valley
Hutchison	Prince George-Mackenzie
Hutton	Prince George-Valemount
Hyacinthe Bay	North Island
Hyde Creek	North Island
Hydraulic	Cariboo North
Hyland Post	Stikine

Location	Electoral District
I	
Illecillewaet	Columbia River-Revelstoke
Imperial Ranchettes	Cariboo-Chilcotin
Indian Rock	Penticton
Ingenika Mine	Peace River North
Inkahtsaph IR 6	Chilliwack-Hope
Inkaneep	Boundary-Similkameen
Inkluckcheen IR 21	Fraser-Nicola
Inklyuhkinatko IR 2	Fraser-Nicola
Interurban Campus - Camosun College	Saanich South
Invermere	Columbia River-Revelstoke
Invermere Campus - College of the Rockies	Columbia River-Revelstoke
Invermere District Hospital	Columbia River-Revelstoke
loco	Port Moody-Coquitlam
Irvine	Kamloops-North Thompson
Irvines Landing	Powell River-Sunshine Coast
Irvines Landing Marina, Pender Harbour	Powell River-Sunshine Coast
Iskut	Stikine
Iskut IR 6	Stikine
Island Cache	Prince George-Valemount
Isle Pierre	Prince George-Mackenzie
Ittatsoo IR 1	Alberni-Pacific Rim
J	
Jackman	Prince George-Valemount
Jackson Bay	Powell River-Sunshine Coast
Jackson Narrows Marine Park	North Coast
Jacksons	Stikine
Jade City	Stikine
Jaffray	Kootenay East
Jaleslie	Kamloops-North Thompson

Location	Electoral District
James Bay	Victoria-Beacon Hill
James Louie IR 3A	Cariboo North
Jayem	Parksville-Qualicum
Jean Baptiste IR 28	Stikine
Jedediah Island Marine Park	Parksville-Qualicum
Jedway	North Coast
Jellicoe	Fraser-Nicola
Jersey	Nelson-Creston
Jervis Inlet	Powell River-Sunshine Coast
Jesmond	Fraser-Nicola
Jeune Landing	North Island
Joeyaska IR 2	Fraser-Nicola
John A. Brink Trades & Technology Centre - College of New Caledonia	Prince George-Mackenzie
John Henry's Marina, Garden Bay	Powell River-Sunshine Coast
Johnson	Cariboo North
Johnson Heights	Surrey-Fleetwood
Johnsons Landing	Nelson-Creston
Johny Sticks IR 2	Cariboo-Chilcotin
Jordan River	Juan de Fuca
June Springs Estates	Kelowna-Mission
Juniper Ridge	Kamloops-South Thompson
Jura	Fraser-Nicola
Juskatla	North Coast
Justice Institute of BC - Chilliwack Campus	Chilliwack-Hope
Justice Institute of BC - Maple Ridge Campus	Maple Ridge-Mission
Justice Institute of BC - New Westminster Campus	New Westminster
Justice Institute of BC - Okanagan Campus	Westside-Kelowna
Justice Institute of BC - Victoria Campus	Victoria-Beacon Hill

Location	Electoral District
K	
Kaay Llnagaay Campus - Northwest Community College	North Coast
Kahmoose IR 4	Chilliwack-Hope
Kahntah	Peace River North
Kahntah IR 3	Peace River North
Kaien Island	North Coast
Kaisun	North Coast
Kakawis	Alberni-Pacific Rim
Kalamalka	Vernon-Monashee
Kaleden	Boundary-Similkameen
Kaleva	North Island
Kallum	Skeena
Kamloops	Kamloops-North Thompson Kamloops-South Thompson
Kamloops Campus - Thompson Rivers University	Kamloops-South Thompson
Kamloops Canadian Forces Station	Kamloops-North Thompson
Kamloops IR 1	Kamloops-North Thompson
Kamloops IR 4	Kamloops-North Thompson
Kamloops Regional Correctional Centre	Kamloops-South Thompson
Kanaka	Fraser-Nicola
Kanaka Bar	Fraser-Nicola
Kanaka Bar IR 1A	Fraser-Nicola
Kanaka Bar IR 2	Fraser-Nicola
Kaslo	Nelson-Creston
Kaslo Centre - Selkirk College	Nelson-Creston
Katit IR 1	North Coast
Katzie IR 1	Maple Ridge-Pitt Meadows
Katzie IR 2	Fort Langley-Aldergrove
Kawkawa Lake IR 16	Chilliwack-Hope

Location	Electoral District
Keating	Saanich North and the Islands
Keats Island	Powell River-Sunshine Coast
Kedleston	Vernon-Monashee
Keefers	Chilliwack-Hope
Keekwillie Trailer Park	Kamloops-North Thompson
Keithley Creek	Cariboo North
Keith-Lynn	North Vancouver- Lonsdale
Kelly Lake	Peace River South
Kelly Lake	Fraser-Nicola
Kelowna	Kelowna-Lake Country Kelowna-Mission Westside-Kelowna
Kelowna Campus - Okanagan College	Kelowna-Mission
Kelowna General Hospital	Kelowna-Mission
Kelvin	Burnaby-Edmonds
Kemano Beach	Skeena
Kendrick Camp	North Island
Kennedy	Prince George-Mackenzie
Kensington-Cedar Cottage	Vancouver-Mount Pleasant
Kent	Chilliwack-Hope
Kent Institution	Chilliwack-Hope
Keremeos	Boundary-Similkameen
Kerr Creek	Boundary-Similkameen
Kerrisdale	Vancouver-Quilchena
Kersley	Cariboo North
Kettle Valley	Boundary-Similkameen
Kicking Horse	Columbia River- Revelstoke
Kidd	Prince George-Valemount
Kilbella Bay	North Coast
Kildala Arm	Skeena
Kildonan	Alberni-Pacific Rim
Kilgard	Abbotsford South
Kilkerran	Peace River South
Killarney	Vancouver-Fraserview
Killiney Beach	Westside-Kelowna

Statement of Votes
40th Provincial General Election
May 14, 2013

Location	Electoral District
Killy	Prince George-Mackenzie
Kil-Pah-Las IR 3	Cowichan Valley
Kimberley	Columbia River-Revelstoke
Kimberley Campus - College of the Rockies	Columbia River-Revelstoke
Kimsquit	North Coast
Kincolith	Skeena
Kingcome	North Island
Kingcome Inlet	North Island
Kingfisher	Shuswap
Kingfisher Marina, Bamfield	Alberni-Pacific Rim
Kingsgate	Nelson-Creston
Kingsvale	Fraser-Nicola
Kinnaird	Kootenay West
Kippase IR 2	North Island
Kiskatinaw	Peace River South
Kispiox	Stikine
Kispiox IR 1	Stikine
Kispiox Valley	Stikine
Kissick	Kamloops-North Thompson
Kitamaat Village	Skeena
Kitasoo IR 1	North Coast
Kitchener	Nelson-Creston
Kitimaat IR 2	Skeena
Kitimat	Skeena
Kitimat Campus - Northwest Community College	Skeena
Kitimat General Hospital	Skeena
Kitkatla	North Coast
Kitsault	Skeena
Kitseguecla	Stikine
Kitselas	Skeena
Kitselas IR 1	Skeena
Kitsilano	Vancouver-Point Grey
Kitson Island Marine Park	North Coast
Kitsumkalum	Skeena
Kitsumkaylum IR 1	Skeena

Location	Electoral District
Kitwanga	Stikine
Kitzowit IR 20	Fraser-Nicola
Kiusta	North Coast
Klaalth Sechelt Band 5	Powell River-Sunshine Coast
Klahkamich IR 17	Fraser-Nicola
Klaklacum IR 12	Chilliwack-Hope
Klayekwim Sechelt Band 6	Powell River-Sunshine Coast
Klayekwim Sechelt Band 6A	Powell River-Sunshine Coast
Klayekwim Sechelt Band 7	Powell River-Sunshine Coast
Klayekwim Sechelt Band 8	Powell River-Sunshine Coast
Kleecoot	Alberni-Pacific Rim
Kleena Kleene	Cariboo-Chilcotin
Kleetlekut IR 22	Fraser-Nicola
Klehkoot IR 2	Alberni-Pacific Rim
Kleindale	Powell River-Sunshine Coast
Klemtu	North Coast
Klickumcheem IR 18	Fraser-Nicola
Klua	Peace River North
Kluskus IR 1	Cariboo North
Knockholt	Nechako Lakes
Knutsford	Kamloops-South Thompson
Kobes	Peace River North
Kokish	North Island
Koksilah	Cowichan Valley
Komo	Chilliwack-Hope
Koonwats IR 7	Stikine
Kootenay Bay	Nelson-Creston
Kootenay Boundary Regional Hospital	Kootenay West
Kootenay Crossing	Columbia River-Revelstoke
Kootenay Lake Hospital	Nelson-Creston
Kopchitchin IR 2	Chilliwack-Hope
Koster	Fraser-Nicola

Location	Electoral District
Kowtain IR 17	West Vancouver-Sea to Sky
Kragmont	Kootenay East
Krestova	Kootenay West
KSA Campus - Selkirk College	Nelson-Creston
Kshish IR 4	Skeena
Ksoo-Gun-Ya IR 2A	Stikine
Kuldo	Nechako Lakes
Kulkayu (Hartley Bay) IR 4	North Coast
Kulspai IR 6	Skeena
Kumcheen IR 1	Fraser-Nicola
Kung	North Coast
Kuper Island	Nanaimo-North Cowichan
Kuper Island IR 7	Nanaimo-North Cowichan
Kuskonook	Nelson-Creston
Kwantlen Polytechnic University - Cloverdale Campus	Surrey-Cloverdale
Kwantlen Polytechnic University - Langley Campus	Langley
Kwantlen Polytechnic University - Richmond Campus	Richmond Centre
Kwantlen Polytechnic University - Surrey Campus	Surrey-Newton
Kwatsi Bay Marina, Kingcome Inlet	North Island
Kwawkwawapilt IR 6	Chilliwack
Kwinitsa	North Coast
Kyuquot	North Island

L

Lac la Hache	Cariboo-Chilcotin
Lac Le Jeune	Fraser-Nicola
Lachkalsap 9	Skeena
Ladner	Delta South
Lady Minto Gulf Islands Hospital	Saanich North and the Islands
Ladysmith	Nanaimo-North Cowichan

Location	Electoral District
Ladysmith Community Health Centre	Nanaimo-North Cowichan
Ladysmith Community Marina	Nanaimo-North Cowichan
Lafferty	Boundary-Similkameen
Laidlaw	Chilliwack-Hope
Lakahahmen IR 11	Abbotsford-Mission
Lake Buntzen	Port Moody-Coquitlam
Lake Country	Kelowna-Lake Country
Lake Cowichan	Cowichan Valley
Lake Errock	Abbotsford-Mission
Lake Kathlyn	Stikine
Lake Hill	Victoria-Swan Lake
Lakelse	Skeena
Lakelse Lake	Skeena
Lakes District Campus - College of New Caledonia	Nechako Lakes
Lakes District Hospital & Health Centre	Nechako Lakes
Laketon	Stikine
Laketown IR 3	Nechako Lakes
Lakeview Heights	Westside-Kelowna
Lamming Mills	Prince George-Valemount
Lang Bay	Powell River-Sunshine Coast
Langara College	Vancouver-Langara
Langara Island	North Coast
Langdale	Powell River-Sunshine Coast
Langford	Juan de Fuca
Langley	Fort Langley-Aldergrove Langley
Langley Campus - Kwantlen Polytechnic University	Langley
Langley IR 2	Maple Ridge-Mission
Langley IR 4	Maple Ridge-Mission
Langley Memorial Hospital	Langley
Lansdowne Campus - Camosun College	Oak Bay-Gordon Head

Location	Electoral District
Lantzville	Parksville-Qualicum
Larch Hill	Shuswap
Lardeau	Nelson-Creston
Larkin	Shuswap
Larsons Landing	Powell River-Sunshine Coast
Lasqueti	Parksville-Qualicum
Lasqueti Island	Parksville-Qualicum
Lasqueti Store Marina	Parksville-Qualicum
Laurentian Belaire	Coquitlam-Maillardville
Lauretta	Columbia River-Revelstoke
Lavington	Vernon-Monashee
Lawnhill	North Coast
Lax Kwalaams	North Coast
Laxgalts ap	Skeena
Lazo	Comox Valley
Leancoil	Columbia River-Revelstoke
Lebahdo	Kootenay West
Lee Creek	Shuswap
Leechtown	Juan de Fuca
Lees Corner	Cariboo-Chilcotin
Legrand	Prince George-Valemount
Lejac	Nechako Lakes
Lemon Creek	Kootenay West
Lemoray	Peace River South
Lempriere	Kamloops-North Thompson
Leo Creek	Nechako Lakes
Lester B Pearson College	Juan de Fuca
Lexau Ranch	Peace River North
Lezbye IR 6	Cariboo-Chilcotin
Liard River	Peace River North
Liard River IR 3	Stikine
Liersch	Prince George-Mackenzie
Lighthouse Point	Saanich North and the Islands
Likely	Cariboo North
Lillooet	Fraser-Nicola

Location	Electoral District
Lillooet Centre - Thompson Rivers University	Fraser-Nicola
Lillooet District Hospital	Fraser-Nicola
Lillooet IR 1	Fraser-Nicola
Lily Lake	Nechako Lakes
Lime	Fraser-Nicola
Lina Island	North Coast
Lincoln Park	Port Coquitlam
Lindell	Chilliwack-Hope
Lindell Beach	Chilliwack-Hope
Lindeman	Stikine
Line Creek	Kootenay East
Lions Bay	West Vancouver-Sea to Sky
Lions Bay Marina	West Vancouver-Sea to Sky
Lions Gate Hospital	North Vancouver-Lonsdale
Lister	Nelson-Creston
Little Andrews Bay Marine Park	Nechako Lakes
Little Fort	Kamloops-North Thompson
Little River	Comox Valley
Little Springs IR 8	Cariboo-Chilcotin
Little Springs IR 18	Cariboo-Chilcotin
Little Zeballos	North Island
Lockeport	North Coast
Log Cabin	Stikine
Logan Lake	Fraser-Nicola
Logan Lake Health Centre	Fraser-Nicola
Lohbiee IR 3	Cariboo-Chilcotin
Lone Butte	Cariboo-Chilcotin
Lone Prairie	Peace River South
Long Harbour	Saanich North and the Islands
Longbeach	Nelson-Creston
Longworth	Prince George-Valemount
Loon Lake	Fraser-Nicola
Loon Lake IR 4	Fraser-Nicola
Loos	Prince George-Valemount

Location	Electoral District
Louis Creek	Kamloops-North Thompson
Louis Creek IR 4	Kamloops-North Thompson
Low Inlet Marine Park	North Coast
Lower China Creek	Kootenay West
Lower Hat Creek IR 2	Fraser-Nicola
Lower Kootenay IR 1C	Nelson-Creston
Lower Kootenay IR 2	Nelson-Creston
Lower Kootenay IR 4	Nelson-Creston
Lower Lonsdale	North Vancouver-Lonsdale
Lower Nicola	Fraser-Nicola
Lower Post	Stikine
Lower Post Settlement IR	Stikine
Lower Similkameen IR 2	Boundary-Similkameen
Lubin	Prince George-Valemount
Lucas	Nechako Lakes
Lucerne	Prince George-Valemount
Lukseetsissum IR 9	Chilliwack-Hope
Lulu 5	Fraser-Nicola
Lulu Island	New Westminster Richmond East Richmond Centre Richmond-Steveston
Lumberton	Kootenay East
Lumby	Vernon-Monashee
Lund	Powell River-Sunshine Coast
Lund Public Marina	Powell River-Sunshine Coast
Lust Subdivision	Cariboo North
Luxor	Columbia River-Revelstoke
Luxton	Juan de Fuca
Lynn Valley	North Vancouver-Seymour
Lynnmour	North Vancouver-Seymour
Lynnwood Marina, North Vancouver	North Vancouver-Lonsdale
Lynx Creek	Peace River North
Lytton	Fraser-Nicola
Lytton IR 4A	Fraser-Nicola

Location	Electoral District
Lytton IR 4D	Fraser-Nicola
Lytton IR 9A	Fraser-Nicola
Lytton IR 9B	Fraser-Nicola
Lytton 27B	Fraser-Nicola
M	
Mabel Lake	Vernon-Monashee
Macalister	Cariboo North
Macdonald	Columbia River-Revelstoke
Mackenzie	Prince George-Mackenzie
Mackenzie & District Hospital	Prince George-Mackenzie
Mackenzie Campus - College of New Caledonia	Prince George-Mackenzie
Mackenzie's Marina, Sechelt	Powell River-Sunshine Coast
Mackin	Cariboo North
MacNeill	Fraser-Nicola
Macoah IR 1	Alberni-Pacific Rim
Madeira Marina, Madeira Park	Powell River-Sunshine Coast
Madeira Park	Powell River-Sunshine Coast
Magic Lake Estates	Saanich North and the Islands
Magna Bay	Shuswap
Magnum Mine	Peace River North
Mahatta River	North Island
Mahmalillikullah 1	North Island
Mahood Falls	Cariboo-Chilcotin
Maillardville	Coquitlam-Maillardville
Makinson	Kootenay West
Malachan IR 11	Alberni-Pacific Rim
Malahat	Cowichan Valley
Malahat IR 11	Cowichan Valley
Malakwa	Shuswap
Malcolm Island	North Island
Malibu	Powell River-Sunshine Coast
Mamalilaculla	North Island

Statement of Votes
40th Provincial General Election
May 14, 2013

Location	Electoral District
Manning	Fraser-Nicola
Manning Park	Fraser-Nicola
Manson Creek	Nechako Lakes
Mansons Landing	North Island
Mapes	Nechako Lakes
Maple Bay	Cowichan Valley
Maple Bay Marina, Duncan	Cowichan Valley
Maple Ridge	Maple Ridge-Mission Maple Ridge-Pitt Meadows
Maple Ridge Campus - Justice Institute of BC	Maple Ridge-Mission
Maplewood	North Vancouver-Seymour
Maquinna Marine Park	Alberni-Pacific Rim
Mara	Shuswap
Marble Canyon IR 3	Fraser-Nicola
Marblehead	Nelson-Creston
Margaret Bay	North Coast
Marguerite	Cariboo North
Marigold	Saanich South
Marilla	Nechako Lakes
Marina Park Marina, Sidney	Saanich North and the Islands
Markosis	Alberni-Pacific Rim
Markosis IR 15	Alberni-Pacific Rim
Marpole	Vancouver-Langara
Marron Valley	Boundary-Similkameen
Martel	Fraser-Nicola
Marten Lake	Nechako Lakes
Martin Prairie	Kamloops-South Thompson
Martin Valley	North Coast
Martinson	Chilliwack-Hope
Mary Hill	Port Coquitlam
Marysville	Columbia River- Revelstoke
Mason Creek	Peace River North
Masset	North Coast
Masset Canadian Forces Station	North Coast

Location	Electoral District
Masset IR 1	North Coast
Masset Campus - Northwest Community College	North Coast
Masthead Marina, Cowichan Bay	Cowichan Valley
Matilpi	Powell River-Sunshine Coast
Matsqui	Abbotsford-Mission
Matsqui Institution	Abbotsford South
Matsqui IR 4	Fort Langley-Aldergrove
Matsqui Main IR 2	Abbotsford West
Maude Island	North Coast
Maurelle Island	North Island
Mayfair	Coquitlam-Maillardville
Mayne Island	Saanich North and the Islands
Mayook	Kootenay East
McAbee	Fraser-Nicola
McArthur Island	Kamloops-North Thompson
McBride	Prince George-Valemount
McBride & District Hospital	Prince George-Valemount
McCabe	Prince George-Valemount
McCall	Nechako Lakes
McCalls Landing	Powell River-Sunshine Coast
McCartney's Flat IR 4	Fraser-Nicola
McConnel	Nelson-Creston
McCracken	Kamloops-South Thompson
McCulloch	Kelowna-Mission
McDame	Stikine
McDonalds Landing	Nechako Lakes
McGillivray	West Vancouver-Sea to Sky
McGregor	Prince George-Valemount
McGuire	West Vancouver-Sea to Sky
McKearney Ranch	Peace River North
McKinley Landing	Kelowna-Lake Country

Location	Electoral District
McLean Ranch	Peace River North
McLeese Lake	Cariboo North
McLeod	Stikine
McLeod Lake	Prince George-Mackenzie
McLeod Lake IR 1	Prince George-Mackenzie
McLeod Subdivision	Shuswap
McLure	Kamloops-North Thompson
McMillan Island	Fort Langley-Aldergrove
McMillan Island IR 6	Fort Langley-Aldergrove
McMurdo	Columbia River- Revelstoke
McMurphy	Kamloops-North Thompson
McNab Creek	Powell River-Sunshine Coast
Meachen	Kootenay East
Meadow Creek	Nelson-Creston
Meadows	Nelson-Creston
Meares Island	Alberni-Pacific Rim
Medicine Hill IR 12	Kelowna-Mission
Meem Quam Leese	North Island
Meldrum	Cariboo North
Meldrum Creek	Cariboo-Chilcotin
Merritt	Fraser-Nicola
Merton	Prince George-Mackenzie
Merville	Comox Valley
Mesachie Lake	Cowichan Valley
Messiter	Kamloops-North Thompson
Metchosin	Juan de Fuca
Metlakatla	North Coast
Metrotown	Burnaby-Deer Lake
Meziadin Junction	Stikine
Mica Creek	Columbia River- Revelstoke
Middle River	Nechako Lakes
Middlegate	Burnaby-Edmonds
Midway	Boundary-Similkameen
Mile 62 1/2	Peace River North
Mill Bay	Skeena

Location	Electoral District
Mill Bay	Cowichan Valley
Mill Bay Marina, Mill Bay	Cowichan Valley
Millers Landing	West Vancouver-Sea to Sky
Mills Memorial Hospital	Skeena
Millstream	Juan de Fuca
Milner	Langley
Milnes Landing	Juan de Fuca
Minaty Bay	West Vancouver-Sea to Sky
Minstrel Island	North Island
Minto Landing	Chilliwack
Miocene	Cariboo North
Miracle Valley	Abbotsford-Mission
Mirror Lake	Nelson-Creston
Missezula Lake	Fraser-Nicola
Mission	Abbotsford-Mission Abbotsford West Maple Ridge-Mission
Mission Campus - University of the Fraser Valley	Abbotsford-Mission
Mission Institution	Abbotsford-Mission
Mission IR 1	North Vancouver- Lonsdale
Mission IR 5	Fraser-Nicola
Mission Island 2	North Island
Mission Memorial Hospital	Maple Ridge-Mission
Mistaken Island	Parksville-Qualicum
Mitchell Bay	North Island
Mitchell Island	Richmond East
Miworth	Prince George-Mackenzie
Moberly	Columbia River- Revelstoke
Moberly Lake	Peace River South
Moby Dick Marina, Nanaimo	Nanaimo
Moffat	Cariboo North
Moha	Fraser-Nicola
Monias	Peace River South
Mons	West Vancouver-Sea to Sky

Location	Electoral District
Montague Harbour	Saanich North and the Islands
Montague Harbour Marina, Galiano Island	Saanich North and the Islands
Montague Harbour Marine Park	Saanich North and the Islands
Monte Creek	Kamloops-South Thompson
Monte Lake	Kamloops-South Thompson
Montney	Peace River North
Montrose	Kootenay West
Moose Heights	Cariboo North
Mooyah Bay	North Island
Moran	Fraser-Nicola
Moresby Camp	North Coast
Moresby Island	North Coast
Morey	Prince George-Valemount
Moricetown	Stikine
Moricetown IR 1	Stikine
Morrissey	Kootenay East
Mosquito Creek Marina, North Vancouver	North Vancouver-Lonsdale
Mount Baldy	Boundary-Similkameen
Mount Currie	West Vancouver-Sea to Sky
Mount Currie IR 1	West Vancouver-Sea to Sky
Mount Currie IR 2	West Vancouver-Sea to Sky
Mount Currie IR 6	West Vancouver-Sea to Sky
Mount Currie IR 8	West Vancouver-Sea to Sky
Mount Currie IR 10	West Vancouver-Sea to Sky
Mount Lehman	Abbotsford West
Mount Pleasant	Vancouver-Mount Pleasant
Mount Robson	Prince George-Valemount
Mount St. Joseph Hospital	Vancouver-Mount Pleasant

Location	Electoral District
Mount Thurston Correctional Centre	Chilliwack-Hope
Mount Washington	Comox Valley
Mountain Station	Nelson-Creston
Moyie	Kootenay East
Mud Bay	Comox Valley
Mud Bay	Surrey-Panorama
Mud River	Prince George-Mackenzie
Mudge Island	Nanaimo-North Cowichan
Muncho Lake	Peace River North
Munro	Kamloops-South Thompson
Munroe	Fraser-Nicola
Murdale	Peace River North
Murrayville	Langley
Musgrave Landing	Saanich North and the Islands
Musket Island Marine Park	Powell River-Sunshine Coast
Muskwa	Peace River North
Musqueam IR 2	Vancouver-Quilchena
Musqueam IR 4	Delta South
Myra	Kelowna-Mission
Myrtle Point	Powell River-Sunshine Coast

N

Nadu	North Coast
Nahmint	Alberni-Pacific Rim
Nahun	Westside-Kelowna
Nakusp	Kootenay West
Nakusp Centre - Selkirk College	Kootenay West
Nalos Landing	North Coast
Namu	North Coast
Nanaimo	Nanaimo Nanaimo-North Cowichan Parksville-Qualicum
Nanaimo Campus - Vancouver Island University	Nanaimo
Nanaimo Canadian Forces Camp	Nanaimo

Location	Electoral District
Nanaimo Correctional Centre	Parksville-Qualicum
Nanaimo Harbour City Marina	Nanaimo
Nanaimo River IR 2	Nanaimo-North Cowichan
Nanaimo River IR 3	Nanaimo-North Cowichan
Nanaimo River IR 4	Nanaimo-North Cowichan
Nanaimo Town IR 1	Nanaimo-North Cowichan
Nanoose Bay	Parksville-Qualicum
Nanoose IR	Parksville-Qualicum
Naramata	Penticton
Narcisse's Farm IR 4	Boundary-Similkameen
Narcosli Creek	Cariboo North
Nasookin Road Subdivision	Nelson-Creston
Nass Camp	Skeena
Nass Valley Campus - Northwest Community College	Skeena
Natal	Kootenay East
Nautley (Fort Fraser) IR 1	Nechako Lakes
Nazco IR 20	Cariboo North
Nazko	Cariboo North
Necait IR 6	Fraser-Nicola
Nechako	Skeena
Nechako Campus - College of New Caledonia	Nechako Lakes
Necoslie (Fort St.James) IR 1	Nechako Lakes
Nedoats IR 11	Nechako Lakes
Needles	Kootenay West
Needley	Peace River North
Nekalliston IR 2	Kamloops-North Thompson
Nekliptum IR 1	Fraser-Nicola
Nelson	Nelson-Creston
Nelson 10th Street Campus - Selkirk College	Nelson-Creston
Nelson Forks	Peace River North

Location	Electoral District
Nelson Island	Powell River-Sunshine Coast
Nelway	Nelson-Creston
Nemaiah Valley	Cariboo-Chilcotin
Nemiah Valley	Cariboo-Chilcotin
Nequatque IR 1	West Vancouver-Sea to Sky
Nequatque IR 2	West Vancouver-Sea to Sky
Nequatque IR 3A	West Vancouver-Sea to Sky
Neskonlith IR 1	Kamloops-South Thompson
Neskonlith IR 2	Kamloops-South Thompson
Nesters	West Vancouver-Sea to Sky
Nesuch IR 3	West Vancouver-Sea to Sky
New Aiyansh	Skeena
New Barkerville	Cariboo North
New Bella Bella	North Coast
New Brighton	Powell River-Sunshine Coast
New Clew	North Coast
New Denver	Kootenay West
New Haven Correctional Centre	Burnaby-Edmonds
New Hazelton	Stikine
New Settlement	Kootenay West
New Songhees IR 1A	Esquimalt-Royal Roads
New Westminister Campus - Justice Institute of BC	New Westminister
New Westminister	New Westminister
New Westminister Campus- Douglas College	New Westminister
Newcastle	Nanaimo
Newcastle Island Marine Park	Nanaimo
Newcastle Marina, Nanaimo	Nanaimo

Location	Electoral District
Newgate	Kootenay East
Newlands	Prince George-Valemount
Niagara	Boundary-Similkameen
Nichol	Prince George-Mackenzie
Nicholson	Columbia River-Revelstoke
Nicholson Campus - College of New Caledonia	Prince George-Mackenzie
Nickel Palm IR 4	Fraser-Nicola
Nickeyeah IR 25	Fraser-Nicola
Nicola	Fraser-Nicola
Nicola Lake IR 1	Fraser-Nicola
Nicola Mameet IR 1	Fraser-Nicola
Nicola Valley General Hospital	Fraser-Nicola
Nicola Valley Institute of Technology	Fraser-Nicola
Nicomen	Abbotsford-Mission
Nicomen IR 1	Fraser-Nicola
Nig	Peace River North
Nimpkish	North Island
Nimpkish Heights	North Island
Nimpo Lake	Cariboo-Chilcotin
Ninety Three Mile House	Cariboo-Chilcotin
Ninstints	North Coast
Nisga'a IR	Skeena
Niteal	Peace River North
Nkaih IR 10	Fraser-Nicola
Nohomeen IR 23	Fraser-Nicola
Nooaitch IR 10	Fraser-Nicola
Nootka	North Island
Nootka Island	North Island
Noralee	Nechako Lakes
Norgate	North Vancouver-Lonsdale
Norlake	Cariboo-Chilcotin
North Bay IR 5	Shuswap
North Bend	Chilliwack-Hope
North Bonaparte	Fraser-Nicola
North Bulkley	Nechako Lakes

Location	Electoral District
North Campbell River	North Island
North Cowichan	Cowichan Valley Nanaimo-North Cowichan
North Cowichan Marina, Crofton	Nanaimo-North Cowichan
North Delta	Delta North
North Galiano	Saanich North and the Islands
North Island College - Bella Coola Centre	North Coast
North Island College - Campbell River Campus	North Island
North Island College - Comox Valley Campus	Comox Valley
North Island College - Cortes Island Centre	North Island
North Island College - Gold River Centre	North Island
North Island College - Port Alberni Campus	Alberni-Pacific Rim
North Island College - Port Hardy Campus	North Island
North Island College - Ucluelet Centre	Alberni-Pacific Rim
North Kamloops	Kamloops-North Thompson
North Lonsdale	North Vancouver-Seymour
North Nechako	Prince George-Valemount
North Pender Island	Saanich North and the Islands
North Pine	Peace River North
North Poplar	Abbotsford South
North Saanich	Saanich North and the Islands
North Saanich Marina, Sidney	Saanich North and the Islands
North Star	Kootenay East
North Tacla Lake IR 7	Nechako Lakes
North Tacla Lake IR 7A	Nechako Lakes
North Thompson IR 1	Kamloops-North Thompson

Location	Electoral District
North Vancouver	North Vancouver-Lonsdale North Vancouver-Seymour West Vancouver-Capilano
North Vancouver Campus - Capilano University	North Vancouver-Seymour
Northern Lights College - Atlin Campus	Stikine
Northern Lights College - Chetwynd Campus	Peace River South
Northern Lights College - Dawson Creek Campus	Peace River South
Northern Lights College - Dease Lake Campus	Stikine
Northern Lights College - Fort Nelson Campus	Peace River North
Northern Lights College - Fort St. John Campus	Peace River North
Northern Lights College - Tumbler Ridge Campus	Peace River South
Northern Rockies	Peace River North
Northfield	Nanaimo
Northridge	West Vancouver-Sea to Sky
Northwest Campus - University of Northern BC	Skeena
Northwest Community College - Hazelton Campus	Stikine
Northwest Community College - Houston Campus	Nechako Lakes
Northwest Community College - Kaay Llnagaay Campus	North Coast
Northwest Community College - Kitimat Campus	Skeena
Northwest Community College - Masset Campus	North Coast
Northwest Community College - Nass Valley Campus	Skeena

Location	Electoral District
Northwest Community College - Prince Rupert Campus	North Coast
Northwest Community College - Queen Charlotte Campus	North Coast
Northwest Community College - Smithers Campus	Stikine
Northwest Community College - Terrace Campus	Skeena
Norton	Abbotsford South
Notch Hill	Shuswap
Nuchatlitz	North Island
Nukko Lake	Prince George-Mackenzie
Nulki	Nechako Lakes
Numukamis IR 1	Alberni-Pacific Rim
Nursery	Boundary-Similkameen
Nuuautin IR 2	Fraser-Nicola

O

O'Dell	Prince George-Mackenzie
O'Keefe	Shuswap
Oak Bay	Oak Bay-Gordon Head
Oak Bay Marina	Oak Bay-Gordon Head
Oak Hills	Kamloops-North Thompson
Oakridge	Vancouver-Langara
Oalthkyim Sechelt Band 4	Powell River-Sunshine Coast
Oasis	Kootenay West
Ocean Falls	North Coast
Ocean Grove	North Island
Ocean Park	Surrey-White Rock
Oclucje IR 7	North Island
Octopus Islands Marine Park	North Island
Ogden	Fraser-Nicola
Ohamil IR 1	Chilliwack-Hope
Okanagan Campus - Justice Institute of BC	Westside-Kelowna

Statement of Votes
 40th Provincial General Election
 May 14, 2013

Location	Electoral District
Okanagan Campus - University of British Columbia	Kelowna-Lake Country
Okanagan Centre	Kelowna-Lake Country
Okanagan College - Kelowna Campus	Kelowna-Mission
Okanagan College - Oliver Centre	Boundary-Similkameen
Okanagan College - Penticton Campus	Penticton
Okanagan College - Revelstoke Centre	Columbia River-Revelstoke
Okanagan College - Salmon Arm Campus	Shuswap
Okanagan College - Summerland Centre	Penticton
Okanagan College - Vernon-Kalamalka Campus	Vernon-Monashee
Okanagan Falls	Boundary-Similkameen
Okanagan IR 1	Shuswap
Okanagan Landing	Vernon-Monashee
Okanagan Mission	Kelowna-Mission
Okeover Arm Marina, Powell River	Powell River-Sunshine Coast
Okeover Inlet Marina, Lund	Powell River-Sunshine Coast
Olalla	Boundary-Similkameen
Old Bella Bella	North Coast
Old Fort	Peace River North
Old Hogem	Nechako Lakes
Old Massett	North Coast
Old Remo	Skeena
Old Town	Kootenay East
Oliver	Boundary-Similkameen
Oliver Centre - Okanagan College	Boundary-Similkameen
Oliver Cove Marine Park	North Coast
Olivers Landing	West Vancouver-Sea to Sky
Olson	Kootenay East
Omineca IR 1	Nechako Lakes

Location	Electoral District
100 Mile District General Hospital	Cariboo-Chilcotin
100 Mile House	Cariboo-Chilcotin
100 Mile House Centre - Thompson Rivers University	Cariboo-Chilcotin
105 Mile House	Cariboo-Chilcotin
105 Mile Post IR 2	Fraser-Nicola
108 Mile Recreational Ranch	Cariboo-Chilcotin
111 Mile House	Cariboo-Chilcotin
114 Mile House	Cariboo-Chilcotin
122 Mile House	Cariboo-Chilcotin
127 Mile House	Cariboo-Chilcotin
141 Mile House	Cariboo North
150 Mile House	Cariboo North
Onward	Cariboo-Chilcotin
Oona River	North Coast
Ootischenia	Kootenay West
Ootischenia Flats	Kootenay West
Ootsa Lake	Nechako Lakes
Opitsat	Alberni-Pacific Rim
Opitsat IR 1	Alberni-Pacific Rim
Oregon Jack Creek IR 2	Fraser-Nicola
Osborn	Peace River North
Osborn Bay	Nanaimo-North Cowichan
Osland	North Coast
Osoyoos	Boundary-Similkameen
Osoyoos IR 1	Boundary-Similkameen
Osprey Lake	Fraser-Nicola
Othello	Chilliwack-Hope
Otter Bay	Saanich North and the Islands
Otter Bay Marina, Pender Island	Saanich North and the Islands
Ottertail	Columbia River-Revelstoke
Otway	Prince George-Mackenzie
Oweekeno	North Coast
Owen Bay	North Island
Owl Creek	West Vancouver-Sea to Sky

Location	Electoral District
Oxford Heights	Port Coquitlam
Oyama	Kelowna-Lake Country
Oyster Bay IR 12	Nanaimo-North Cowichan
Oyster River	North Island

P

Pacific	Skeena
Pacific Marine Training Campus - BCIT	North Vancouver-Lonsdale
Page's Resort Marina, Gabriola Island	Nanaimo-North Cowichan
Pahas 3	North Island
Painted Boat Resort Marina, Madeira Park	Powell River-Sunshine Coast
Paldi	Cowichan Valley
Palling	Nechako Lakes
Palling IR 1	Nechako Lakes
Palliser	Columbia River-Revelstoke
Panorama	Columbia River-Revelstoke
Panorama Ridge	Surrey-Panorama
Panorama Subdivision	Columbia River-Revelstoke
Papyum IR 27	Fraser-Nicola
Papyum IR 27A	Fraser-Nicola
Paradise Point	Shuswap
Paradise Valley	West Vancouver-Sea to Sky
Park Royal	North Vancouver-Lonsdale
Park Siding	Kootenay West
Parkdale Gardens	Delta South
Parker Island	Saanich North and the Islands
Parkland	Peace River South
Parksville	Parksville-Qualicum
Parksville / Qualicum Centre - Vancouver Island University	Parksville-Qualicum
Parson	Columbia River-Revelstoke

Location	Electoral District
Pashilqua IR 2	Fraser-Nicola
Pasley Island	Powell River-Sunshine Coast
Pass Creek	Kootenay West
Passage Island	West Vancouver-Sea to Sky
Passmore	Kootenay West
Paterson	Kootenay West
Paukeanum IR 3	North Island
Paul Lake	Kamloops-North Thompson
Paul's Basin IR 2	Fraser-Nicola
Paulson	Kootenay West
Pavey	Stikine
Pavilion	Fraser-Nicola
Pavilion IR 1	Fraser-Nicola
Pavilion IR 3A	Fraser-Nicola
Paxton Valley	Kamloops-South Thompson
Paykulkum Sechelt Band 14	Powell River-Sunshine Coast
Peace Arch Hospital	Surrey-White Rock
Peace River-Liard Campus - University of Northern BC	Peace River North
Peachland	Penticton
Pearse Island	North Island
Pedder Bay Marina, Sooke	Juan de Fuca
Peejay	Peace River North
Pelican Bay Marina, Vancouver	Vancouver-False Creek
Pemberton	West Vancouver-Sea to Sky
Pemberton & District Health Centre	West Vancouver-Sea to Sky
Pemberton Heights	West Vancouver-Capilano
Pemberton Meadows	West Vancouver-Sea to Sky
Pender Harbour	Powell River-Sunshine Coast
Pender Harbour Marina, Madeira Park	Powell River-Sunshine Coast

Statement of Votes
40th Provincial General Election
May 14, 2013

Location	Electoral District
Pendleton Bay	Nechako Lakes
Pennington	Stikine
Penny	Prince George-Valemount
Penrose Island Marine Park	North Coast
Penticton	Penticton
Penticton Campus - Okanagan College	Penticton
Penticton IR 1	Penticton
Penticton Regional Hospital	Penticton
Perow	Nechako Lakes
Perrys	Kootenay West
Peters IR 1	Chilliwack-Hope
Peterson	Prince George-Valemount
Phelan	North Coast
Phillips Arm	Powell River-Sunshine Coast
Phoenix	Boundary-Similkameen
Pier66 Marina, Cowichan Bay	Cowichan Valley
Pierre's Bay Marina, Gabriola Island	North Island
Piers Island	Saanich North and the Islands
Pilot Bay	Nelson-Creston
Pinantan Lake	Kamloops-North Thompson
Pinchi	Nechako Lakes
Pinchi Lake	Nechako Lakes
Pine Valley	Peace River South
Pinegrove	Cariboo North
Pinesul	Peace River South
Pineview	Prince George-Valemount
Pineview	Peace River North
Pink Mountain	Peace River North
Pioneer Mine	Fraser-Nicola
Pirates Cove Marine Park	Nanaimo-North Cowichan
Pitman	Skeena
Pitquah	Fraser-Nicola
Pitt Meadows	Maple Ridge-Pitt Meadows

Location	Electoral District
Pitt Meadows Marina	Maple Ridge-Pitt Meadows
Pitt River Marina, Port Coquitlam	Port Coquitlam
Pixie Beach	Kelowna-Lake Country
Playmor Junction	Kootenay West
Plaza of Nations Marina, Vancouver	Vancouver-False Creek
Pleasantside	Port Moody-Coquitlam
Plumper Cove Marine Park	Powell River-Sunshine Coast
Plumper Harbour	North Island
Poett Nook Marina, Nanaimo	Alberni-Pacific Rim
Point Holmes	Comox Valley
Poise Cove Marina, Sechelt	Powell River-Sunshine Coast
Poison Creek IR 17A	Nechako Lakes
Polley	Fraser-Nicola
Pope Landing	Powell River-Sunshine Coast
Popkum	Chilliwack-Hope
Popkum IR 1	Chilliwack-Hope
Poplar Creek	Nelson-Creston
Poplar Grove	Penticton
Porcher Island	North Coast
Port Alberni	Alberni-Pacific Rim
Port Alberni Campus - North Island College	Alberni-Pacific Rim
Port Albion	Alberni-Pacific Rim
Port Alice	North Island
Port Alice Hospital	North Island
Port Browning Marina, Pender Island	Saanich North and the Islands
Port Clements	North Coast
Port Coquitlam	Port Coquitlam
Port Desire	Alberni-Pacific Rim
Port Douglas	Chilliwack-Hope
Port Edward	North Coast
Port Guichon	Delta South
Port Hammond	Fort Langley-Aldergrove
Port Hardy	North Island

Location	Electoral District
Port Hardy Campus - North Island College	North Island
Port Hardy Hospital	North Island
Port Kells	Surrey-Tynehead
Port Mann	Surrey-Tynehead
Port McNeill	North Island
Port McNeill & District Hospital	North Island
Port Mellon	Powell River-Sunshine Coast
Port Moody	Port Moody-Coquitlam
Port Neville	Powell River-Sunshine Coast
Port Renfrew	Juan de Fuca
Port Renfrew Marina	Juan de Fuca
Port Sidney Marina, Sidney	Saanich North and the Islands
Port Simpson IR 1	North Coast
Port Stalashen Marina, Wilson Creek	Powell River-Sunshine Coast
Port Washington	Saanich North and the Islands
Porteau	West Vancouver-Sea to Sky
Porteous	Kootenay East
Porter Landing	Stikine
Porto Rico	Nelson-Creston
Poser	Prince George-Valemount
Postill	Kelowna-Lake Country
Potter	Cariboo-Chilcotin
Pouce Coupe	Peace River South
Poupore	Kootenay West
Powell River	Powell River-Sunshine Coast
Powell River Campus - Vancouver Island University	Powell River-Sunshine Coast
Powell River General Hospital	Powell River-Sunshine Coast
Powers Addition	Kamloops-North Thompson
Prairie Valley	Penticton
Premier	Stikine

Location	Electoral District
Premier Lake	Columbia River-Revelstoke
Prespatou	Peace River North
Prevost Island	Saanich North and the Islands
Priest's Valley IR 6	Vernon-Monashee
Prince George	Prince George-Mackenzie Prince George-Valemount
Prince George Campus - College of New Caledonia	Prince George-Mackenzie
Prince George Campus - University of Northern BC	Prince George-Mackenzie
Prince George Regional Correction Centre	Prince George-Valemount
Prince Rupert	North Coast
Prince Rupert Campus - Northwest Community College	North Coast
Prince Rupert Campus - University of Northern BC	North Coast
Prince Rupert Regional Hospital	North Coast
Princess Louisa Marine Park	Powell River-Sunshine Coast
Princeton	Fraser-Nicola
Pritchard	Kamloops-South Thompson
Procter	Nelson-Creston
Progress	Peace River South
Promontory	Chilliwack-Hope
Prophet River	Peace River North
Prophet River IR 4	Peace River North
Prospect Lake	Saanich South
Protection Island	Nanaimo
Puckatholatchin IR 11	Chilliwack-Hope
Punchaw	Prince George-Valemount
Puntledge	Comox Valley
Purden Lake	Prince George-Valemount
Pyramid	Kamloops-North Thompson

Location	Electoral District
Q	
Quaaout IR 1	Kamloops-South Thompson
Quadra Island	North Island
Quaee IR 7	North Island
Qualicum Bay	Alberni-Pacific Rim
Qualicum Beach	Parksville-Qualicum
Qualicum IR	Alberni-Pacific Rim
Quamichan	Cowichan Valley
Quarterdeck Inn Marina, Port Hardy	North Island
Quathiaski Cove	North Island
Quatsino	North Island
Quatsino Subdivision IR 18	North Island
Quattishe IR 1	North Island
Quaw	Prince George-Mackenzie
Quayside Marina, Vancouver	Vancouver-False Creek
Queen Alexandra Centre For Children's Health	Oak Bay-Gordon Head
Queen Charlotte	North Coast
Queen Charlotte Campus - Northwest Community College	North Coast
Queen Charlotte Islands General Hospital	North Coast
Queens Bay	Nelson-Creston
Queens Cove	North Island
Queens Park	New Westminster
Queensborough	New Westminster
Quesnel	Cariboo North
Quesnel Campus - College of New Caledonia	Cariboo North
Quesnel Canyon	Cariboo North
Quesnel Forks	Cariboo North
Quesnel IR 1	Cariboo North
Quesnel View	Cariboo North
Quick	Stikine
Quilchena	Fraser-Nicola

Location	Electoral District
Quinsam	North Island
Quinsam IR 12	North Island
R	
R.W. Large Memorial Hospital	North Coast
Radium	Columbia River-Revelstoke
Radium Hot Springs	Columbia River-Revelstoke
Raft River	Kamloops-North Thompson
Rainy Hollow	Stikine
Ranch Park	Coquitlam-Maillardville
Ranchero	Shuswap
Raspberry	Kootenay West
Raush Valley	Prince George-Valemount
Rayleigh	Kamloops-North Thompson
Read Island	North Island
Rebecca Spit Marine Park	North Island
Reclaim	Chilliwack-Hope
Red Bluff	Cariboo North
Red Cross Outpost Nursing Station, Alexis Creek	Cariboo-Chilcotin
Red Cross Outpost Nursing Station, Atlin	Stikine
Red Cross Outpost Nursing Station, Bamfield	Alberni-Pacific Rim
Red Cross Outpost Nursing Station, Blue River	Kamloops-North Thompson
Red Cross Outpost Nursing Station, Edgewood	Kootenay West
Red Cross Outpost Nursing Station, Kyuquot	North Island
Red Mountain	Kootenay West
Red Pass	Prince George-Valemount
Red Rock	Prince George-Valemount
Red Rose	Stikine

Location	Electoral District
Redgrave	Columbia River-Revelstoke
Redroofs	Powell River-Sunshine Coast
Redstone	Cariboo-Chilcotin
Redstone Flat IR 1	Cariboo-Chilcotin
Reed Point Marina, Port Moody	Port Moody-Coquitlam
Refuge Cove	Powell River-Sunshine Coast
Refuge Cove IR 6	Alberni-Pacific Rim
Refuge Cove Marina, Redonda Island	Powell River-Sunshine Coast
Reid Island	Nanaimo-North Cowichan
Reid Lake	Prince George-Mackenzie
Remac	Nelson-Creston
Remo	Skeena
Renata	Kootenay West
Renfrew-Collingwood	Vancouver-Kingsway
Retallack	Nelson-Creston
Retaskit	Fraser-Nicola
Revelstoke	Columbia River-Revelstoke
Revelstoke Centre - Okanagan College	Columbia River-Revelstoke
Rhone	Boundary-Similkameen
Rich Bar	Cariboo North
Richmond	Richmond Centre Richmond East Richmond-Steveston
Richmond Campus - Kwantlen Polytechnic University	Richmond Centre
Richmond Hospital	Richmond Centre
Richmond Marina	Richmond Centre
Rider	Prince George-Valemount
Ridge Meadows Hospital & Health Centre	Maple Ridge-Pitt Meadows
Ridgedale	Abbotsford-Mission
Ridley	North Coast
Riley	Kootenay East
Riley Park	Vancouver-Fairview

Location	Electoral District
Riondel	Nelson-Creston
Riske Creek	Cariboo-Chilcotin
Ritchie	Skeena
River House Marina, Delta	Delta South
River Rock Casino Marina, Richmond	Richmond Centre
River Springs	Coquitlam-Burke Mountain
Rivers Inlet	North Coast
Riverside	Abbotsford-Mission
Rivervale	Kootenay West
Riverview Psychiatric Hospital	Coquitlam-Maillardville
Roamers Landing, Saltspring Island	Saanich North and the Islands
Roberts Creek	Powell River-Sunshine Coast
Robertson Island	North Coast
Robin Creek	Stikine
Robson	Kootenay West
Robson West	Kootenay West
Rock Bay	North Island
Rock Bay Marine Park	North Island
Rock Creek	Boundary-Similkameen
Rockyview	Kootenay East
Roe Lake	Cariboo-Chilcotin
Rogers	Columbia River-Revelstoke
Rogers Pass	Columbia River-Revelstoke
Rolla	Peace River South
Rolling Hills Park	Vernon-Monashee
Roosville	Kootenay East
Roscoe Bay Marine Park	Powell River-Sunshine Coast
Rose Harbour	North Coast
Rose Lake	Nechako Lakes
Rose Prairie	Peace River North
Rosebery	Kootenay West
Rosedale	Chilliwack-Hope
Ross Peak	Columbia River-Revelstoke

Statement of Votes
 40th Provincial General Election
 May 14, 2013

Location	Electoral District
Ross Spur	Nelson-Creston
Rossland	Kootenay West
Rosswood	Skeena
Round Lake	Stikine
Round Prairie	Kootenay East
Roy	Powell River-Sunshine Coast
Royal Columbian Hospital	New Westminster
Royal Inland Hospital	Kamloops-South Thompson
Royal Jubilee Hospital	Victoria-Beacon Hill
Royal Oak	Saanich South
Royal Reach Marina, Sechelt	Powell River-Sunshine Coast
Royal Roads University	Esquimalt-Royal Roads
Royston	Comox Valley
Ruby Creek	Chilliwack-Hope
Ruby Creek IR 2	Chilliwack-Hope
Rugged Point Marine Park	North Island
Rumble Beach	North Island
Rupert	Stikine
Rushmere	Columbia River-Revelstoke
Ruskin	Maple Ridge-Mission
Rusty Duck Marina, Brentwood Bay	Saanich North and the Islands
Rutland	Kelowna-Mission
Ruxton Island	Nanaimo-North Cowichan
Ryan	Nelson-Creston
Ryder Lake	Chilliwack-Hope
Rykerts	Nelson-Creston
S	
Saanich	Oak Bay-Gordon Head Saanich North and the Islands Saanich South Victoria-Beacon Hill Victoria-Swan Lake
Saanich Peninsula Hospital	Saanich North and the Islands
Saanichton	Saanich North and the Islands

Location	Electoral District
Sackum IR 3	Fraser-Nicola
Saddle Rock	Chilliwack-Hope
Sahali	Kamloops-South Thompson
Sahara Heights	Alberni-Pacific Rim
Sahhalkum IR 4	Kamloops-South Thompson
Sahtlam	Cowichan Valley
Sailor's Cove Marina, Victoria	Esquimalt-Royal Roads
Salmo	Nelson-Creston
Salmon Arm	Shuswap
Salmon Arm Campus - Okanagan College	Shuswap
Salmon River IR 1	Shuswap
Salmon Valley	Prince George-Mackenzie
Saloon	Stikine
Saltspring Marina, Saltspring Island	Saanich North and the Islands
Saltair	Nanaimo-North Cowichan
Saltery Bay	Powell River-Sunshine Coast
Saltspring Island	Saanich North and the Islands
Salvus	Skeena
Sam Adams IR 12	Chilliwack-Hope
San Josef	North Island
Sanca	Nelson-Creston
Sanderson Site	Cariboo North
Sandon	Kootenay West
Sandspit	North Coast
Sandwick	Comox Valley
Sandy Cove	West Vancouver-Sea to Sky
Sandy Hook	Powell River-Sunshine Coast
Sandy Island Marine Park	Comox Valley
Sandy Point	Shuswap
Sapperton	New Westminster
Saratoga Beach	Comox Valley
Sardis	Chilliwack
Sarita	Alberni-Pacific Rim

Location	Electoral District
Saseenos	Juan de Fuca
Saturna Island	Saanich North and the Islands
Savary Island	Powell River-Sunshine Coast
Savona	Kamloops-South Thompson
Savory	Nechako Lakes
Sayward	North Island
Schelawat IR 1	Chilliwack-Hope
Schkam IR 2	Chilliwack-Hope
Schooner Cove Marina, Nanoose Bay	Parksville-Qualicum
Scotch Creek	Shuswap
Scotch Creek IR 4	Shuswap
Scotia Bay	Stikine
Scott Cove	North Island
Scotty Creek	Kelowna-Lake Country
Scowlitz IR 1	Chilliwack-Hope
Sea Island	Richmond Centre
Sea Island IR 3	Richmond Centre
Seabird Island IR	Chilliwack-Hope
Seafair	Richmond-Steveston
Seaford	North Island
Seah IR 5	Fraser-Nicola
Seaichem IR 16	West Vancouver-Sea to Sky
Seaside Park	Powell River-Sunshine Coast
Seaspunkut IR 4	Nechako Lakes
Sechelt	Powell River-Sunshine Coast
Sechelt Inlets Marine Park	Powell River-Sunshine Coast
Sechelt IR 23	Powell River-Sunshine Coast
Sechelt Lands IR 1	Powell River-Sunshine Coast
Sechelt Lands IR 2	Powell River-Sunshine Coast
Sechelt Lands IR 19	Powell River-Sunshine Coast

Location	Electoral District
Sechelt Lands IR 20	Powell River-Sunshine Coast
Sechelt Lands IR 28	Powell River-Sunshine Coast
Secret Cove	Powell River-Sunshine Coast
Secret Cove Marina, Sechelt	Powell River-Sunshine Coast
Seddall	Fraser-Nicola
Seeney	Columbia River-Revelstoke
Selkirk College - Castlegar Campus	Kootenay West
Selkirk College - Grand Forks Campus	Boundary-Similkameen
Selkirk College - Kaslo Centre	Nelson-Creston
Selkirk College - KSA Campus	Nelson-Creston
Selkirk College - Nakusp Centre	Kootenay West
Selkirk College - Nelson 10th Street Campus	Nelson-Creston
Selkirk College - Silver King Campus	Nelson-Creston
Selkirk College - Trail Campus	Kootenay West
Selma Park	Powell River-Sunshine Coast
Semiahmoo IR	Surrey-White Rock
Semlin	Fraser-Nicola
Sentinel Hill	West Vancouver-Capilano
Septimus	Peace River South
Seton	Fraser-Nicola
Seton Lake IR 5	Fraser-Nicola
Seton Portage	Fraser-Nicola
Seven Mile Corner	Peace River South
Sevenoaks	Saanich South
70 Mile House	Fraser-Nicola
Sewell	North Coast
Sewell Inlet	North Coast
Sewell's Marina, West Vancouver	West Vancouver-Sea to Sky

Location	Electoral District
Seycove Marina, North Vancouver	North Vancouver-Seymour
Seymour Arm	Shuswap
Seymour Creek IR 2	North Vancouver-Lonsdale
Seymour Heights	North Vancouver-Seymour
Seymour Lake	Stikine
Seymour Landing	West Vancouver-Sea to Sky
Shackan IR 11	Fraser-Nicola
Shady Valley	Prince George-Valemount
Shalalth	Fraser-Nicola
Shames	Skeena
Shannon	West Vancouver-Sea to Sky
Shannon Bay	North Coast
Shannon Creek Sechelt Band 28	Powell River-Sunshine Coast
Shaughnessy	Vancouver-Fairview
Shawl Bay	North Island
Shawl Bay Marina	North Island
Shawnigan Lake	Cowichan Valley
Shawniken IR 4B	Fraser-Nicola
Shearer Dale	Peace River South
Shearwater	North Coast
Shelley	Prince George-Valemount
Shelter Bay	Columbia River-Revelstoke
Shelter Island Marina, Richmond	Richmond East
Shelter Point	North Island
Sheraton	Nechako Lakes
Shere	Prince George-Valemount
Sheridan Lake	Cariboo-Chilcotin
Sheslay	Stikine
Shingle Creek	Penticton
Shirley	Juan de Fuca
Shoreacres	Kootenay West
Shoreholme	Kootenay West
Shulus	Fraser-Nicola
Shushartie	North Island

Location	Electoral District
Shuswap	Kamloops-South Thompson
Shuswap Falls	Vernon-Monashee
Shuswap IR	Columbia River-Revelstoke
Shuswap Lake General Hospital	Shuswap
Shuswap Lake Marine Park	Shuswap
Shutty Bench	Nelson-Creston
Sicamous	Shuswap
Sicamous IR 3	Shuswap
Sidney	Saanich North and the Islands
Sidney Island	Saanich North and the Islands
Sikanni	Peace River North
Sikanni Chief	Peace River North
Sik-e-dakh IR 2	Stikine
Silica	Kootenay West
Silva Bay Marina, Gabriola Island	Nanaimo-North Cowichan
Silver Creek	Shuswap (see map 58)
Silver Creek	Chilliwack-Hope (see map 13)
Silver King Campus - Selkirk College	Nelson-Creston
Silver Lake	Peace River North
Silver River	Chilliwack-Hope
Silver Star	Vernon-Monashee
Silver Valley	Maple Ridge-Pitt Meadows
Silverdale	Maple Ridge-Mission
Silverhill	Maple Ridge-Mission
Silverton	Kootenay West
Simon Fraser University - Burnaby Mountain Campus	Burnaby-Lougheed
Simon Fraser University - Surrey Campus	Surrey-Whalley
Simon Fraser University - Vancouver Campus	Vancouver-False Creek
Simpson Ranch	Peace River North

Location	Electoral District
Sinclair Mills	Prince George-Valemount
Sinkut River	Nechako Lakes
Sirdar	Nelson-Creston
Siska Flat IR 3	Fraser-Nicola
Siska Flat IR 8	Fraser-Nicola
Six Mile Meadow IR 6	Nechako Lakes
Six Mile Point	Shuswap
Skawahlook IR 1	Chilliwack-Hope
Skedans	North Coast
Skeena	North Coast
Skeena Crossing	Stikine
Skeetchestn IR	Fraser-Nicola
Skidegate	North Coast
Skidegate IR 1	North Coast
Skidegate Landing	North Coast
Skins Lake IR 16B	Nechako Lakes
Skooks Landing	Peace River North
Skookumchuck	Columbia River-Revelstoke
Skookumchuck IR 4	Chilliwack-Hope
Skookumchuck Sechelt Band 27	Powell River-Sunshine Coast
Skoonka	Fraser-Nicola
Skowkale IR 10	Chilliwack
Skowkale IR 11	Chilliwack
Skuppah IR 4	Fraser-Nicola
Skwah IR 4	Chilliwack
Skwali IR 3	Chilliwack
Skwawkweehm Sechelt Band 17	Powell River-Sunshine Coast
Skway IR 5	Chilliwack
Skwayaynope IR 26	Fraser-Nicola
Skweahm IR 10	Abbotsford-Mission
Skyline Marina, Richmond	Richmond Centre
Slaterville	Kootenay East
Slayathlum Sechelt Band 16	Powell River-Sunshine Coast
Slesse Park	Chilliwack-Hope
Sliammon	Powell River-Sunshine Coast

Location	Electoral District
Sliammon IR 1	Powell River-Sunshine Coast
Slocan	Kootenay West
Slocan Park	Kootenay West
Slosh IR 1	Fraser-Nicola
Small Inlet Marine Park	North Island
Smeshalin Sechelt Band 18	Powell River-Sunshine Coast
Smith River	Peace River North
Smithers	Stikine
Smithers Campus - Northwest Community College	Stikine
Smithers Landing	Nechako Lakes
Smittys Marina, Gibsons	Powell River-Sunshine Coast
Smuggler Cove Marine Park	Powell River-Sunshine Coast
Snake 5	Peace River North
Snake River	Peace River North
Snaw-naw-as Marina, Lantzville	Parksville-Qualicum
Snug Cove	West Vancouver-Sea to Sky
Snyder	Peace River North
Sockeye	North Coast
Soda Creek	Cariboo North
Soda Creek IR 1	Cariboo North
Sointula	North Island
Solsqua	Shuswap
Somenos	Nanaimo-North Cowichan
Sonora Island	North Island
Sooke	Juan de Fuca
Sooke Harbour Marina	Juan de Fuca
Soowahlie IR 14	Chilliwack-Hope
Sorrento	Shuswap
South Bentinck	North Coast
South Cambie	Vancouver-Fairview
South Canoe	Shuswap
South Central Campus - University of Northern BC	Cariboo North

Statement of Votes
40th Provincial General Election
May 14, 2013

Location	Electoral District
South Dawson	Peace River South
South Fort George	Prince George-Valemount
South Hazelton	Stikine
South Lakeside	Cariboo-Chilcotin
South Lakeside Williams Lake	Cariboo-Chilcotin
South Okanagan Regional Hospital	Boundary-Similkameen
South Pender Harbour	Powell River-Sunshine Coast
South Pender Island	Saanich North and the Islands
South Poplar	Abbotsford South
South Saanich IR 1	Saanich North and the Islands
South Shalalth	Fraser-Nicola
South Slocan	Nelson-Creston
South Slope	Burnaby-Edmonds
South Sumas	Chilliwack
South Taylor	Peace River South
South Wellington	Nanaimo-North Cowichan
Southarm	Richmond East
Southbank	Nechako Lakes
Sowchea IR 3	Nechako Lakes
Sowchea IR 3A	Nechako Lakes
Soyandostar 2	Nechako Lakes
Spallumcheen	Shuswap
Sparwood	Kootenay East
Sparwood General Hospital	Kootenay East
Spatsum	Fraser-Nicola
Spences Bridge	Fraser-Nicola
Spences Bridge IR 4	Fraser-Nicola
Spences Bridge IR 4C	Fraser-Nicola
Sperling	Fort Langley-Aldergrove
Spicer	Prince George-Valemount
Spillimacheen	Columbia River-Revelstoke
Spintlum Flat IR 3	Fraser-Nicola
Sportsman's Marina, Garden Bay	Powell River-Sunshine Coast

Location	Electoral District
Springfield Ranch	Cariboo North
Springhouse	Cariboo-Chilcotin
Sproat Lake	Alberni-Pacific Rim
Sproatt	West Vancouver-Sea to Sky
Spruce Harbour Marina, Vancouver	Vancouver-False Creek
Spur Valley Subdivision	Columbia River-Revelstoke
Spuzzum	Chilliwack-Hope
Spuzzum IR 1	Chilliwack-Hope
Squaam IR 2	Kamloops-North Thompson
Squamish	West Vancouver-Sea to Sky
Squamish Campus - Capilano University	West Vancouver-Sea to Sky
Squamish General Hospital	West Vancouver-Sea to Sky
Squaw-hay-one IR 11	Nanaimo-North Cowichan
Squawkum Creek IR 3	Abbotsford-Mission
Squeah	Chilliwack-Hope
Squiaala IR 7	Chilliwack
Squiaala IR 8	Chilliwack
Squilax	Shuswap
Squinas IR 2	Cariboo-Chilcotin
Squirrel Cove	North Island
Squirrel Cove IR 8	North Island
St. Mary's Hospital	Powell River-Sunshine Coast
St. Andrews	Boundary-Similkameen
St. Bartholomew's Hospital	Fraser-Nicola
St. Eugene Mission	Kootenay East
St. Ives	Shuswap
St. John Hospital	Nechako Lakes
St. Joseph Mission	Cariboo North
St. Joseph's General Hospital	Comox Valley
St. Mary's IR 1	Kootenay East
St. Mary's IR 1A	Kootenay East

Location	Electoral District
St. Paul's Hospital	Vancouver-West End
St. John	Peace River North
Stanley	Cariboo North
Starks	Nanaimo-North Cowichan
Stave Falls	Maple Ridge-Mission
Stawamus IR 24	West Vancouver-Sea to Sky
Steamboat	Peace River North
Steelhead	Maple Ridge-Mission
Stellako	Nechako Lakes
Stellaquo (Stella) IR 1	Nechako Lakes
Stepping Stones Estates	Shuswap
Steveston	Richmond-Steveston
Stewardson Inlet	Alberni-Pacific Rim
Stewart	Stikine
Stewart General Hospital	Stikine
Stikine	Stikine
Stikine Regional Health Centre	Stikine
Still Creek	Vancouver-Hastings
Stillwater	Powell River-Sunshine Coast
Stockett	Nanaimo-North Cowichan
Stone IR 1	Cariboo-Chilcotin
Stoner	Prince George-Valemount
Stones Marina, Nanaimo	Nanaimo
Stoney Creek	Columbia River-Revelstoke
Stony Creek IR 1	Nechako Lakes
Stories Beach	North Island
Stout	Chilliwack-Hope
Strachan Creek	West Vancouver-Sea to Sky
Straiton	Abbotsford South
Strathcona	Vancouver-Mount Pleasant
Strathcona Lodge	Cowichan Valley
Strathnaver	Cariboo North
Strawberry Hill	Delta North
Strawberry Vale	Victoria-Swan Lake
Streatham	Nechako Lakes

Location	Electoral District
Stryen IR 9	Fraser-Nicola
Stuart Island	Powell River-Sunshine Coast
Stuart Lake Hospital	Nechako Lakes
Stuart Lake Marine Park	Nechako Lakes
Stuie	North Coast
Stullawheets IR 8	Chilliwack-Hope
Stump Lake	Fraser-Nicola
Sturdies Bay	Saanich North and the Islands
Suahbin Sechelt Band 19	Powell River-Sunshine Coast
Sugarcane	Cariboo North
Sullivan	Surrey-Panorama
Sullivan Bay	North Island
Sullivan Heights	Burnaby-Lougheed
Summerland	Penticton
Summerland Centre - Okanagan College	Penticton
Summerland General Hospital	Penticton
Summit Lake	Prince George-Mackenzie
Summit Lake	Kootenay West
Summit Lake	Peace River North
Sun Peaks	Kamloops-North Thompson
Sun Valley	Coquitlam-Burke Mountain
Suncrest	Burnaby-Edmonds
Sundance	Peace River South
Sunningdale	Kootenay West
Sunny Hill Health Centre For Children	Vancouver-Kingsway
Sunny Shores Marina, Sooke	Juan de Fuca
Sunnybrae	Shuswap
Sunnyside	Nechako Lakes
Sunrise Valley	Peace River South
Sunset	Vancouver-Fraserview
Sunset Beach	Parksville-Qualicum
Sunset Marina, West Vancouver	West Vancouver-Sea to Sky

Location	Electoral District
Sunset Prairie	Peace River South
Sunshine Bay	Nelson-Creston
Sunshine Coast Campus - Capilano University	Powell River-Sunshine Coast
Sunshine Coast Marina, Madeira Park	Powell River-Sunshine Coast
Sunshine Hills	Delta North
Sunshine Valley	Chilliwack-Hope
Suquash	North Island
Surge Narrows	North Island
Surprise	Stikine
Surrey	Surrey-Cloverdale Surrey-Fleetwood Surrey-Green Timbers Surrey-Newton Surrey-Panorama Surrey-Tynehead Surrey-Whalley Surrey-White Rock
Surrey Campus - Kwantlen Polytechnic University	Surrey-Newton
Surrey Campus - Simon Fraser University	Surrey-Whalley
Surrey Centre	Surrey-Whalley
Surrey Memorial Hospital	Surrey-Green Timbers
Swan Lake IR 3	Cariboo-Chilcotin
Swansea	Kootenay East
Swartz Bay	Saanich North and the Islands
Swaycalse Sechelt Band 3	Powell River-Sunshine Coast
Swaywelat Sechelt Band 12	Powell River-Sunshine Coast
Sweetsbridge	Shuswap
Sweetwater	Peace River South
Swift	West Vancouver-Sea to Sky
Swiftwater	Prince George-Valemount
Swindle Island	North Coast
Switsemalph IR 3	Shuswap
Switsemalph IR 6	Shuswap
Switsemalph IR 7	Shuswap

Location	Electoral District
T	
Ta Ta Creek	Columbia River-Revelstoke
Tabor	Prince George-Valemount
Tache IR 1	Nechako Lakes
Tacheeda	Prince George-Mackenzie
Tachie	Nechako Lakes
Tadanac	Kootenay West
Taft	Shuswap
Taghum	Nelson-Creston
Tahltan	Stikine
Tahsis	North Island
Tahsis Health Centre	North Island
Takla Lake Marine Park	Nechako Lakes
Takla Landing	Nechako Lakes
Taku	Stikine
Takysie Lake	Nechako Lakes
Tallheo	North Coast
Tamarack	Peace River North
Tamarisk	West Vancouver-Sea to Sky
Tanakut IR 4	Cariboo-Chilcotin
Tantalus Acres	West Vancouver-Sea to Sky
Tanu	North Coast
Tappen	Shuswap
Tarrys	Kootenay West
Tasu	North Coast
Tatalrose	Nechako Lakes
Tatla East IR 2	Nechako Lakes
Tatla Lake	Cariboo-Chilcotin
Tatlayoko Lake	Cariboo-Chilcotin
Tatlow	Stikine
Tatogga	Stikine
Tatton	Cariboo-Chilcotin
Taverna	Prince George-Valemount
Taylor	Peace River North
Tchahchelaithtenuum Sechelt Band 10	Powell River-Sunshine Coast
Tchesinkut Lake	Nechako Lakes

Location	Electoral District
Teakerne Arm	Powell River-Sunshine Coast
Teko	Peace River South
Telachick	Prince George-Mackenzie
Telegraph Cove	North Island
Telegraph Cove Marina	North Island
Telegraph Creek	Stikine
Telegraph Creek IR 6	Stikine
Telegraph Creek IR 6A	Stikine
Telegraph Harbour Marina, Thetis Island	Nanaimo-North Cowichan
Telkwa	Stikine
Ten Mile Lake	Cariboo North
Terrace	Skeena
Terrace Campus - Northwest Community College	Skeena
Tete Jaune	Prince George-Valemount
Tete Jaune Cache	Prince George-Valemount
Texada Island	Powell River-Sunshine Coast
Theik IR 2	Cowichan Valley
Theodosia Arm	Powell River-Sunshine Coast
Thetis Island	Nanaimo-North Cowichan
Thetis Island Marina	Nanaimo-North Cowichan
Thomas Point IR 5A	North Island
Thomas Squinas Ranch IR 2A	Cariboo-Chilcotin
Thompson	Fraser-Nicola
Thompson River Estates	Fraser-Nicola
Thompson Rivers University - 100 Mile House Centre	Cariboo-Chilcotin
Thompson Rivers University - Ashcroft / Cache Creek Centre	Fraser-Nicola
Thompson Rivers University - Barriere Centre	Kamloops-North Thompson
Thompson Rivers University - Clearwater Centre	Kamloops-North Thompson

Location	Electoral District
Thompson Rivers University - Kamloops Campus	Kamloops-South Thompson
Thompson Rivers University - Lillooet Centre	Fraser-Nicola
Thompson Rivers University - Williams Lake Campus	Cariboo-Chilcotin
Thompson Sound	North Island
Thormanby Island	Powell River-Sunshine Coast
Thornbrough Bay Public Dock	Powell River-Sunshine Coast
Thornhill	Skeena
Three Forks	Kootenay West
Three Valley	Shuswap
Thrusms	Kootenay West
Thunder River	Kamloops-North Thompson
Thunderbird	Skeena
Thunderbird Marina, West Vancouver	West Vancouver-Sea to Sky
Thurlow	North Island
Thurston Bay Marine Park	North Island
Thurston Harbour	North Coast
Thwaytes	North Vancouver-Seymour
Tibbets	Nechako Lakes
Tiilis Landing	Shuswap
Tilbury Island	Delta South
Tillicum	Victoria-Swan Lake
Tin Wis IR 11	Alberni-Pacific Rim
Tintagel	Nechako Lakes
Tipella	Chilliwack-Hope
Tipella IR 7	Chilliwack-Hope
Tisdall	West Vancouver-Sea to Sky
Tlell	North Coast
Toad River	Peace River North
Tobacco Plains IR 2	Kootenay East
Toby Creek	Columbia River-Revelstoke
Tochty	Kootenay East

Statement of Votes
40th Provincial General Election
May 14, 2013

Location	Electoral District
Tofino	Alberni-Pacific Rim
Tofino General Hospital	Alberni-Pacific Rim
Tomslake	Peace River South
Toosey IR 1	Cariboo-Chilcotin
Topley	Nechako Lakes
Topley Landing	Nechako Lakes
Tork IR 7	North Island
Torrent	Columbia River-Revelstoke
Towdystan	Cariboo-Chilcotin
Towdystan Lake IR 3	Cariboo-Chilcotin
Tower Lake	Peace River South
Towinock IR 2	Fraser-Nicola
Townsend	Delta North
Townsite Marina, Nanaimo	Nanaimo
Tracard	Peace River South
Trader Island	Saanich North and the Islands
Traders Cove	Westside-Kelowna
Trafalgar	Chilliwack-Hope
Trail	Kootenay West
Trail Campus - Selkirk College	Kootenay West
Tranquille	Kamloops-North Thompson
Tremblay	Peace River South
Trembleur	Nechako Lakes
Trepanier	Penticton
Trevor Channel	Alberni-Pacific Rim
Trinity Valley	Vernon-Monashee
Trinity Western University	Fort Langley-Aldergrove
Troup	Nelson-Creston
Trout Creek	Penticton
Trout Lake	Kootenay West
Trepanier	Penticton
Trutch	Peace River North
Tsa Xana IR 18	North Island
Tsahaheh IR 1	Alberni-Pacific Rim
Tsaukan IR 12	Fraser-Nicola
Tsawcome Sechelt Band 1	Powell River-Sunshine Coast

Location	Electoral District
Tsawwassen	Delta South
Tsawwassen Beach	Delta South
Tsawwassen IR	Delta South
Tsay Keh Dene	Peace River North
Tseatah IR 2	Chilliwack-Hope
Tsimpsean 2 North Part	North Coast
Tsinstikeptum IR 9	Westside-Kelowna
Tsinstikeptum IR 10	Westside-Kelowna
Tsooahdie Sechelt Band 15	Powell River-Sunshine Coast
T'Sou-Ke IR 1	Juan de Fuca
T'Sou-Ke IR 2	Juan de Fuca
Tsulquate IR 4	North Island
Tsussie IR 6	Nanaimo-North Cowichan
Tuckkwiowhum (Anderson Creek) IR 1	Chilliwack-Hope
Tuckozap IR 24	Fraser-Nicola
Tulameen	Fraser-Nicola
Tulsequah	Stikine
Tumbler Ridge	Peace River South
Tumbler Ridge Campus - Northern Lights College	Peace River South
Tumbler Ridge Health Care Centre	Peace River South
Tupper	Peace River South
Turtle Valley	Kamloops-South Thompson
Tuta Marina	North Island
Tete Jaune Cache	Prince George-Valemount
Tuwanek	Powell River-Sunshine Coast
12 Mile	Nechako Lakes
Twidwell Bend	Peace River South
Twin Butte	Columbia River-Revelstoke
Twin Creeks	Powell River-Sunshine Coast
Twin Islands	Port Moody-Coquitlam
Twin Islands	North Island
Two Mile	Stikine
Two Mile Hazelton	Stikine

Location	Electoral District
Two Rivers	Peace River North
Tye	Nelson-Creston
Tyee	North Coast
Tynehead	Surrey-Tynehead
Tzart-lam IR 5	Cowichan Valley
Tzeachten IR 13	Chilliwack-Hope
Tzouhalem	Cowichan Valley
Tzuhalem	Cowichan Valley

U

Ucluelet Centre - North Island College	Alberni-Pacific Rim
Ucluelet	Alberni-Pacific Rim
Ulkatcho	Cariboo North
Ulkatcho IR 14A	Cariboo-Chilcotin
Uncha Lake IR 13A	Nechako Lakes
Union Bay	Comox Valley
Union Bay IR 4	Saanich North and the Islands
Union Island	North Island
Union Passage Marine Park	North Coast
University Hill	Vancouver-Point Grey
University of British Columbia - Okanagan Campus	Kelowna-Lake Country
University of British Columbia - Vancouver Campus	Vancouver-Point Grey
University of Northern BC - Northwest Campus	Skeena
University of Northern BC - Peace River-Liard Campus	Peace River North
University of Northern BC - Prince George Campus	Prince George-Mackenzie
University of Northern BC - Prince Rupert Campus	North Coast
University of Northern BC - South Central Campus	Cariboo North

Location	Electoral District
University of the Fraser Valley - Abbotsford Campus	Abbotsford South
University of the Fraser Valley - Agassiz Centre	Chilliwack-Hope
University of the Fraser Valley - Chilliwack Campus	Chilliwack
University of the Fraser Valley - Hope Centre	Chilliwack-Hope
University of the Fraser Valley - Mission Campus	Abbotsford-Mission
University Of Victoria	Oak Bay-Gordon Head
Upper Bench	Boundary-Similkameen
Upper China Creek	Kootenay West
Upper Cutbank	Peace River South
Upper Fraser	Prince George-Valemount
Upper Halfway	Peace River North
Upper Hat Creek IR 1	Fraser-Nicola
Upper Lynn	North Vancouver-Seymour
Upper Nepa IR 6	Fraser-Nicola
Upper Sumas IR 6	Abbotsford South
Urling	Prince George-Valemount
Urquhart	Peace River South
Usk	Skeena

V

Valemount	Prince George-Valemount
Valemount Health Centre	Prince George-Valemount
Valemount Learning Centre - College of New Caledonia	Prince George-Valemount
Valhalla	Cariboo-Chilcotin
Valley View	Peace River South
Valleycliffe	West Vancouver-Sea to Sky
Valleyview	Kamloops-South Thompson
Vallican	Kootenay West
Van Anda	Powell River-Sunshine Coast
Van Isle Marina, Sidney	Saanich North and the Islands

Location	Electoral District
Vancouver	Vancouver-Fairview Vancouver-False Creek Vancouver-Fraserview Vancouver-Hastings Vancouver-Kensington Vancouver-Kingsway Vancouver-Langara Vancouver-Monashee
Vancouver Campus - Simon Fraser University	Vancouver-False Creek
Vancouver Campus - University of British Columbia	Vancouver-Point Grey
Vancouver Cancer Centre	Vancouver-Fairview
Vancouver Career College	Surrey-Whalley
Vancouver Community College - Broadway Campus	Vancouver-Mount Pleasant
Vancouver Community College - Downtown Campus	Vancouver-False Creek
Vancouver General Hospital	Vancouver-Fairview
Vancouver Island Regional Correctional Centre	Saanich South
Vancouver Island University - Cowichan Campus	Cowichan Valley
Vancouver Island University - Nanaimo Campus	Nanaimo
Vancouver Island University - Parksville / Qualicum Centre	Parksville-Qualicum
Vancouver Island University - Powell River Campus	Powell River-Sunshine Coast
Vancouver Jail	Vancouver-Mount Pleasant
Vancouver Marina, Richmond	Richmond Centre
Vanderhoof	Nechako Lakes
Vanway	Prince George-Mackenzie

Location	Electoral District
Vaseaux Lake	Boundary-Similkameen
Vaucroft Beach	Powell River-Sunshine Coast
Vavenby	Kamloops-North Thompson
Vedder Crossing	Chilliwack-Hope
Vermilion Crossing	Columbia River- Revelstoke
Vermillion Forks IR 1	Fraser-Nicola
Vernon	Vernon-Monashee
Vernon Canadian Forces Camp	Vernon-Monashee
Vernon Jubilee Hospital	Vernon-Monashee
Vernon-Kalamalka Campus - Okanagan College	Vernon-Monashee
Vesuvius	Saanich North and the Islands
Victoria	Esquimalt-Royal Roads Victoria-Beacon Hill Victoria-Swan Lake
Victoria Campus - Justice Institute of BC	Victoria-Beacon Hill
Victoria Lake	North Island
Vancouver-Fraserview	Vancouver-Fraserview
Victorian Community Health Centre of Kaslo	Nelson-Creston
Vidette	Kamloops-North Thompson
View Royal	Esquimalt-Royal Roads
Village Island IR 1	North Island
Vinsulla	Kamloops-North Thompson
Von Zuben	Prince George-Valemount
Vye	Abbotsford South
W	
Wabi	Peace River South
Wabron	Kamloops-North Thompson
Wadhams	North Coast
Waglisla	North Coast

Location	Electoral District
Wagner Ranch	Peace River North
Waiwakum IR 14	West Vancouver-Sea to Sky
Wakely	Columbia River-Revelstoke
Walcott	Stikine
Walhachin	Fraser-Nicola
Walker	Prince George-Valemount
Walkers	Nelson-Creston
Wall Beach	Parksville-Qualicum
Wallace Island Marine Park	Saanich North and the Islands
Walnut Grove	Fort Langley-Aldergrove
Walsh Cove Park	Powell River-Sunshine Coast
Walters Cove Public Dock	North Island
Walters Island	North Island
Waneta	Kootenay West
Waneta Junction	Kootenay West
Wanklyn	Kootenay East
Wardner	Kootenay East
Ware	Peace River North
Warfield	Kootenay West
Warner Bay	North Island
Wasa	Columbia River-Revelstoke
Wasa Lake	Columbia River-Revelstoke
Watson	Nechako Lakes
Watson Island	North Island
Websters Corners	Maple Ridge-Mission
Wedeeene	Skeena
Wedge	West Vancouver-Sea to Sky
Wedgwood	Nechako Lakes
Weewanie	Skeena
Weigh West Marina, Tofino	Alberni-Pacific Rim
Welcome Beach	Powell River-Sunshine Coast
Wellington	Parksville-Qualicum
Wells	Cariboo North

Location	Electoral District
Weneez	Nechako Lakes
West Bay	West Vancouver-Sea to Sky
West Bench	Penticton
West Coast General Hospital	Alberni-Pacific Rim
West Cracroft Island	North Island
West End	Vancouver-West End
West Fernie	Kootenay East
West Heights	Maple Ridge-Mission
West Landing	Nechako Lakes
West Lynn	North Vancouver-Seymour
West Kelowna	Westside-Kelowna
West Midway	Boundary-Similkameen
West Moberly Lake IR 168A	Peace River South
West Point Grey	Vancouver-Point Grey
West Redonda Island	Powell River-Sunshine Coast
West Sechelt	Powell River-Sunshine Coast
West Thurlow Island	North Island
West Trail	Kootenay West
West Vancouver	North Vancouver-Lonsdale West Vancouver-Capilano West Vancouver-Sea to Sky
Westbank	Westside-Kelowna
Westbay Marine Village, Esquimalt	Esquimalt-Royal Roads
Westbridge	Boundary-Similkameen
Westham Island	Delta South
Westholme	Nanaimo-North Cowichan
Westin Bayshore Marina, Vancouver	Vancouver-West End
Westley	Kootenay West
Westmount	West Vancouver-Sea to Sky
Westply	Cariboo North
Westport Marina, Sidney	Saanich North and the Islands

Statement of Votes
40th Provincial General Election
May 14, 2013

Location	Electoral District
Westridge	Burnaby-Lougheed
Westsyde	Kamloops-North Thompson
Westview	Powell River-Sunshine Coast
Westview Marina, Tahsis	North Island
Westwold	Kamloops-South Thompson
Whaleboat Island Marine Park	Nanaimo-North Cowichan
Whaletown	North Island
Whaletown Marina, Cortes Island	North Island
Whisky Creek	Alberni-Pacific Rim
Whispering Pines IR 4	Kamloops-North Thompson
Whistler	West Vancouver-Sea to Sky
Whistler Creek	West Vancouver-Sea to Sky
Whistler Diagnostic & Treatment Centre	West Vancouver-Sea to Sky
White Lake	Shuswap
White Rock	Surrey-White Rock
Whitcroft	Kamloops-North Thompson
Whonnock	Maple Ridge-Mission
Whyac	Alberni-Pacific Rim
Whytecliff	West Vancouver-Sea to Sky
Wigwam Inn	North Vancouver-Seymour
Wildwood	Powell River-Sunshine Coast
Wiley	Nechako Lakes
Williams Beach	Comox Valley
Williams Lake	Cariboo North Cariboo-Chilcotin
Williams Lake Campus - Thompson Rivers University	Cariboo-Chilcotin
Williams Lake IR 1	Cariboo North

Location	Electoral District
Williams Landing	Maple Ridge-Pitt Meadows
Williams Prairie Meadow IR	Nechako Lakes
Williamsons Landing	Powell River-Sunshine Coast
Willingdon Heights	Burnaby North
Willow Flats	Peace River South
Willow Point	Nelson-Creston
Willow River	Prince George-Valemount
Willow Valley	Peace River South
Willowbrook	Boundary-Similkameen
Willowbrook	Peace River South
Willowvale	Nechako Lakes
Wilmer	Columbia River- Revelstoke
Wilson Creek	Powell River-Sunshine Coast
Wilson Landing	Westside-Kelowna
Windermere	Columbia River- Revelstoke
Windsor Park	North Vancouver-Seymour
Windy	Peace River South
Windy Mouth IR 7	Cariboo-Chilcotin
Winfield	Kelowna-Lake Country
Wingdam	Cariboo North
Winlaw	Kootenay West
Winter Harbour	North Island
Wise Island	Saanich North and the Islands
Wistaria	Nechako Lakes
Wolf	Cariboo North
Wolfenden	Kamloops-North Thompson
Wolverine	Prince George-Valemount
Wonowon	Peace River North
Woodcock	Stikine
Woodfibre	West Vancouver-Sea to Sky
Woodhaven	Port Moody-Coquitlam
Woodlands	Port Moody-Coquitlam

Location	Electoral District
Woodmere	Stikine
Woodpecker	Prince George-Valemount
Woods Landing	Shuswap
Woodsdale	Kelowna-Lake Country
Worth	Peace River South
Woss	North Island
Woyenne IR 27	Nechako Lakes
Wright	Cariboo-Chilcotin
Wrinch Memorial Hospital	Stikine
Wycliffe	Kootenay East
Wyman	Delta South
Wynndel	Nelson-Creston

Y

Yaculta	North Island
Yahk	Nelson-Creston
Yaku	North Coast
Yakweawkwoose IR 12	Chilliwack
Yale	Chilliwack-Hope
Yale Town IR 1	Chilliwack-Hope
Yankee Flats	Shuswap
Yarksis	Alberni-Pacific Rim
Yarrow	Chilliwack
Yawaucht IR 11	Fraser-Nicola
Yekooche	Nechako Lakes
Yekooche IR 3	Nechako Lakes
Yekwaupsum IR 18	West Vancouver-Sea to Sky
Yellow Point	Nanaimo-North Cowichan
Yellowhead	Prince George-Valemount
Yennadon	Maple Ridge-Pitt Meadows
Ymir	Nelson-Creston
Yoho	Columbia River-Revelstoke
Youbou	Cowichan Valley
Yreka	North Island
Yuquot	North Island
Yuquot IR 1	North Island

Location	Electoral District
Z	
Zacht IR 5	Fraser-Nicola
Zamora	Boundary-Similkameen
Zeballos	North Island
Zeke	Peace River North
Zimagord IR 3	Skeena
Zincton	Kootenay West
Zoht IR 4	Fraser-Nicola

Mailing Address:

PO Box 9275 Stn Prov Govt
Victoria BC V8W 9J6

Phone: 250-387-5305

Toll-free: 1-800-661-8683 / TTY 1-888-456-5448

Fax: 250-387-3578

Toll-free Fax: 1-866-466-0665

Email: electionsbc@elections.bc.ca

Website: elections.bc.ca

