



**Elections
British Columbia**

**Report of the Chief Electoral Officer
on the
Boundary-Similkameen By-Election
June 8, 1988**

Statement of Votes



**Elections
British Columbia**

**Report of the Chief Electoral Officer
on the
Boundary-Similkameen By-Election
June 8, 1988**

Statement of Votes



Province of
British Columbia

Ministry of Provincial
Secretary and
Government Services
Elections
British Columbia

Chief Electoral Office
421 Menzies Street
Victoria
British Columbia
V8V 1X4
Telephone: (604) 387-5305

October 1988

Speaker of the Legislative Assembly
Room 207
Parliament Buildings
Victoria, British Columbia
V8V 1X4

Dear Mr. Speaker:

I have the honour to submit the Report of the Chief Electoral Officer concerning the June 8, 1988, by-election in the Electoral District of **Boundary-Similkameen**.

This Report is prepared pursuant to Section 5.(9) of the Election Act.

Respectfully submitted,

Harry M. Goldberg
Chief Electoral Officer and
Registrar General of Voters
Elections British Columbia

TABLE OF CONTENTS

	PAGE
Summary of By-Election	1
Summary of Results	
- by Polling Place	2
- Polling Place Location Map	4
- Poll by Poll	5
 Maps - Electoral District.	 8
 Expenditures	
- Candidates and Political Parties..	12
- Election Administration	13
 Political Parties	
- Standing of	14

SUMMARY OF BY-ELECTION

The resignation of **James J. Hewitt** on December 10, 1987, resulted in a vacancy in the Electoral District of Boundary-Similkameen.

A pre-by-election registration of voters was performed within the Boundary-Similkameen electoral district which concluded with a voters list of 41,352 registered voters. This figure compared favourably with the number of names on the voters list as of Writ day for the 1986, Provincial General Election (September 24) which had 36,566 voters registered. The registration program which commenced on March 23, was performed with the support of store-front registration throughout the electoral district. Public information on the voter registration program was simultaneously advertised on radio and in the newspapers for the duration. Voter enumerations were also performed at senior citizens residences and new residential districts as well as other areas as required.

During the voter registration program, Registration Officials also compared the voters list against names listed in the telephone book(s) for the electoral district. Where names appearing in the telephone directory were not included in the voters list, voter registration cards were made available to those persons for completion. Voter registration continued on a week day basis until the Writ for the By-election was issued.

At that time, any eligible voter who was not registered, could do so for a ten day period. Following the ten day election - registration period, a further six days of voter registration commencing three clear days after Nomination Day, was available to those persons who did not become registered earlier.

A major disappointment experienced within the registration drive was that during the telephone registration activity, between 20-25 percent of those persons contacted indicated that they were not interested in becoming registered voters.

On May 11, 1988, pursuant to Order-in-Council #853, a Writ of Election was issued by the Chief Electoral Officer to **Art Wainwright**, Returning Officer for Boundary-Similkameen. The Writ ordered that an election be held in the Electoral District of Boundary-Similkameen on June 8, 1988.

May 26 was designated as the day for the **nomination of candidates**, early voting in the office of the Returning Officer commenced on May 27 and four days of **advance polling** began on June 1, 1988. Two registration periods were available to unregistered voters in order to allow them to have their names added to the voters list during the 29 day interval. These periods were May 11 - 20, and May 30 - June 4, inclusive.

The official results were announced by the Returning Officer on June 13, 1988, and 30,086 of the 43,232 registered voters (69.59%) exercised their franchise. **Mr. Bill N. L. Barlee**, endorsed by the New Democratic Party, was declared duly elected as the second member representing the Electoral District of Boundary-Similkameen.

On receipt of the Writ of Election and the Certificate of Election from the Returning Officer on **Return Day**, June 24, 1988, the Chief Electoral Officer confirmed to the Deputy Provincial Secretary, the election of **Mr. Barlee** to the Provincial Legislature.

SUMMARY OF RESULTS BY POLLING PLACE

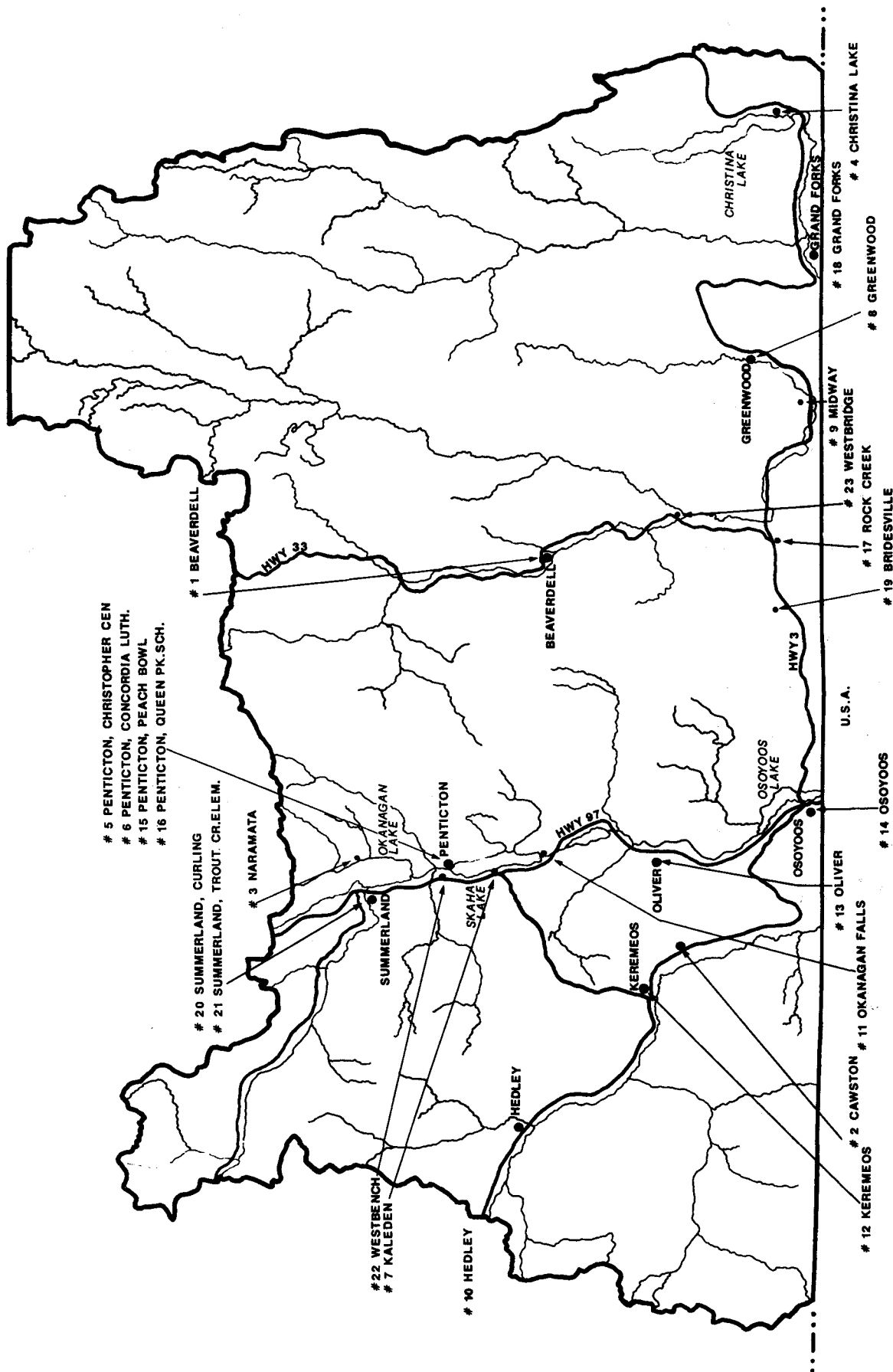
POLLING PLACE	FOX SC	BARLEE NDP	TYABJI LIB	DOMER GP	TOTAL VALID	REJECTED
EARLY VOTING:	78	121	7	2	208	2
ADVANCE POLL:	470	725	86	6	1,287	4
No. 1 Beaverdell	15	91	6	0	112	1
No. 2 Cawston	110	224	61	12	407	0
No. 3 Naramata	215	345	56	8	624	3
No. 4 Christina Lake	156	256	19	4	435	3
No. 5 Penticton, Christopher Cen	664	980	208	14	1,866	10
No. 6 Penticton, Concordia Luth.	633	742	191	9	1,575	13
No. 7 Kaleden	184	320	83	14	601	1
No. 8 Greenwood	112	287	26	12	437	4
No. 9 Midway	72	198	20	12	302	2
No. 10 Hedley	66	115	22	6	209	1
No. 11 Okanagan Falls	338	514	104	21	977	11
No. 12 Keremeos	313	480	125	17	935	9
No. 13 Oliver	1336	1547	316	40	3,239	35
No. 14 Osoyoos	1008	945	230	26	2,209	16
No. 15 Penticton, Peach Bowl	1661	2623	557	41	4,882	32
No. 16 Penticton, Queen Pk Sch	705	936	254	13	1,908	20

SUMMARY OF RESULTS BY POLLING PLACE

POLLING PLACE	FOX SC	BARLEE NDP	TYABJI LIB	DOMER GP	TOTAL VALID	REJECTED
No. 17 Rock Creek	55	157	26	7	245	3
No. 18 Grand Forks	525	1545	150	38	2,258	20
No. 19 Bridesville	33	39	5	0	77	0
No. 20 Summerland, Curling	1185	1670	374	38	3,267	15
No. 21 Summerland, Trout Cr Elem	223	256	66	5	550	1
No. 22 Westbench	188	280	76	5	549	2
No. 23 Westbridge	31	60	4	2	97	0
TOTAL ORDINARY VOTES	10,376	15,456	3,072	352	29,256	208
SECTION 80.1	13	29	6	1	49	0
ABSENTEE VOTES (SEC. 117)	180	242	66	8	496	10
ABSENTEE VOTES (SEC. 118.1)	16	51	0	0	67	0
GRAND TOTALS	10,585	15,778	3,144	361	29,868	218
PERCENTAGE OF VALID VOTES	35.44	52.82	10.53	1.21	100.00	---

S U M M A R Y

REGISTERED VOTERS:	43,232
TOTAL VOTES:	30,086
% TURNOUT:	69.59%
REJECTED BALLOTS	218



BOUNDARY-SIMILKAMEEN POLLING PLACE LOCATIONS

SUMMARY OF RESULTS - POLL BY POLL

Polling Division	Fox S.C.	Barlee N.D.P.	Tyabji Lib.	Doner G.P.	Total Valid	Rejected Votes
EARLY VOTING	.78	121	7	2	208	2
ADVANCE	.470	725	86	6	1287	4
1 Hedley	.66	115	22	6	209	1
2 Keremeos	.37	58	20	2	117	0
3 Keremeos	.52	62	7	9	130	3
4 Keremeos	.81	146	41	3	271	4
5 Keremeos	.63	100	23	0	186	0
6 Keremeos	.80	114	34	3	231	2
7 Cawston	.3	21	1	0	25	0
8 Cawston	.58	123	40	6	227	0
9 Cawston	.49	80	20	6	155	0
10 Summerland	.16	55	6	1	78	0
11 Summerland	.134	156	30	3	323	0
12 Summerland	.63	75	17	4	159	0
13 Summerland	.38	77	20	6	141	0
14 Summerland	.88	138	40	2	268	2
15 Summerland	.46	71	17	2	136	0
16 Summerland	.74	96	15	3	188	1
17 Summerland	.103	130	35	5	273	4
18 Summerland	.82	137	27	2	248	1
19 Summerland	.104	122	33	5	264	3
20 Summerland	.39	69	14	0	122	1
21 Summerland	.60	97	11	1	169	2
22 Summerland	.75	74	18	1	168	0
23 Summerland	.78	87	29	0	194	0
24 Summerland	.70	114	22	0	206	0
25 Summerland	.76	101	25	2	204	1
26 Summerland	.39	71	15	1	126	0
27 Summerland	.73	90	19	0	182	0
28 Summerland	.65	72	24	4	165	1
29 Summerland	.85	94	23	1	203	0
30 Naramata	.21	47	14	0	82	1
31 Naramata	.55	119	17	5	196	1
32 Naramata	.44	109	14	1	168	1
33 Naramata	.95	70	11	2	178	0
34 Westbench	.55	91	18	3	167	0
35 Westbench	.53	68	29	0	150	0
36 Westbench	.80	121	29	2	232	2
37 Penticton	.26	49	4	1	80	2
38 Penticton	.74	64	31	0	169	5
39 Penticton	.34	72	14	3	123	1
40 Penticton	.54	77	15	1	147	1
41 Penticton	.53	79	22	1	155	0
42 Penticton	.46	47	17	2	112	1
43 Penticton	.82	127	27	0	236	2
44 Penticton	.93	113	38	1	245	0
45 Penticton	.55	84	26	1	166	5
47 Penticton	.59	93	19	2	173	0
49 Penticton	.45	69	9	1	124	1
50 Penticton	.58	117	20	0	195	2
52 Penticton	.34	93	7	1	135	1
53 Penticton	.14	47	11	1	73	0
54 Penticton	.29	83	10	0	122	0
55 Penticton	.55	78	11	1	145	4
56 Penticton	.42	70	15	1	128	3
57 Penticton	.48	78	19	2	147	1
59 Penticton	.23	59	13	1	96	1
60 Penticton	.90	61	26	1	178	1
61 Penticton	.10	35	5	0	50	1
62 Penticton	.35	64	16	1	116	0
63 Penticton	.53	64	13	1	131	1
64 Penticton	.50	89	22	2	163	1
65 Penticton	.68	55	14	1	138	0


SUMMARY OF RESULTS - POLL BY POLL

Polling Division	Fox S.C.	Barlee N.D.P.	Tyabji Lib.	Doner G.P.	Total Valid	Rejected Votes
66 Penticton	45	89	16	2	152	1
67 Penticton	54	84	16	1	155	0
68 Penticton	23	58	13	1	95	0
69 Penticton	43	79	16	3	141	0
70 Penticton	54	71	13	6	144	1
71 Penticton	34	77	18	0	129	0
72 Penticton	40	75	12	0	127	1
73 Penticton	62	76	19	2	159	3
74 Penticton	55	101	18	1	175	3
76 Penticton	62	93	25	1	181	1
78 Penticton	44	100	18	1	163	1
80 Penticton	67	97	35	0	199	0
81 Penticton	81	99	16	3	199	0
82 Penticton	72	81	17	3	173	0
83 Penticton	31	33	12	0	76	0
84 Penticton	46	58	8	0	112	1
85 Penticton	51	98	24	2	175	1
86 Penticton	74	87	15	0	176	1
87 Penticton	61	71	23	2	157	0
88 Penticton	66	87	28	0	181	1
89 Penticton	71	78	25	0	174	3
90 Penticton	73	79	24	0	176	1
91 Penticton	50	58	19	0	127	1
92 Penticton	40	73	10	0	123	4
93 Penticton	40	77	18	2	137	0
94 Penticton	47	70	11	0	128	1
95 Penticton	82	128	26	1	237	1
97 Penticton	36	67	15	2	120	2
98 Penticton	65	49	19	1	134	0
99 Penticton	77	77	26	1	181	1
100 Penticton	35	93	15	1	144	1
101 Penticton	64	91	15	0	170	2
103 Penticton	80	73	13	1	167	0
104 Penticton	57	58	18	3	136	1
105 Penticton	76	60	23	1	160	1
106 Penticton	65	63	13	1	142	1
108 Penticton	57	68	22	1	148	2
109 Penticton	31	42	16	0	89	0
110 Penticton	49	81	12	3	145	1
111 Penticton	75	100	23	0	198	0
112 Penticton	84	103	28	0	215	1
114 Penticton	54	62	18	5	139	2
116 Penticton	40	83	9	0	132	0
117 Penticton	20	67	6	0	93	0
120 Kaleden	96	141	43	1	281	1
121 Kaleden	65	112	33	13	223	0
122 Kaleden	23	67	7	0	97	0
124 Okanagan Falls	56	107	16	6	185	3
125 Okanagan Falls	117	106	25	5	253	3
126 Okanagan Falls	73	113	27	5	218	2
127 Okanagan Falls	66	124	22	4	216	3
128 Okanagan Falls	26	64	14	1	105	0
130 Oliver	81	115	17	2	215	1
131 Oliver	50	77	30	5	162	2
132 Oliver	201	205	50	1	457	3
133 Oliver	87	90	27	3	207	3
134 Oliver	47	88	10	0	145	1
136 Oliver	70	56	20	0	146	1
137 Oliver	178	165	16	3	362	1
138 Oliver	66	104	19	1	190	3
139 Oliver	60	76	11	1	148	2
140 Oliver	82	91	14	8	195	2
141 Oliver	66	88	15	0	169	2

SUMMARY OF RESULTS - POLL BY POLL

Polling Division	Fox S.C.	Barlee N.D.P.	Tyabji Lib.	Doner G.P.	Total Valid	Rejected Votes
142 Oliver	109	105	23	2	239	6
143 Oliver	145	150	37	10	342	0
144 Oliver	94	137	27	4	262	8
145 Osoyoos	91	114	22	1	228	5
146 Osoyoos	79	75	10	3	167	1
147 Osoyoos	140	128	30	3	301	6
148 Osoyoos	105	110	26	4	245	0
149 Osoyoos	67	76	16	2	161	0
150 Osoyoos	116	103	29	2	250	1
151 Osoyoos	104	73	18	1	196	2
152 Osoyoos	69	61	27	1	158	0
153 Osoyoos	54	48	9	0	111	0
154 Osoyoos	85	81	17	5	188	1
155 Osoyoos	98	76	26	4	204	0
156 Bridesville	33	39	5	0	77	0
157 Beaverdell	15	91	6	0	112	1
158 Westbridge	31	60	4	2	97	0
159 Rock Creek	55	157	26	7	245	3
160 Midway	72	198	20	12	302	2
161 Greenwood	62	119	18	3	202	3
162 Greenwood	50	168	8	9	235	1
163 Grand Forks	79	316	37	12	444	4
164 Grand Forks	56	121	8	4	189	1
166 Grand Forks	80	185	23	5	293	1
167 Grand Forks	50	120	6	0	176	1
168 Grand Forks	54	101	14	1	170	2
169 Grand Forks	30	116	11	0	157	2
170 Grand Forks	50	164	10	2	226	2
171 Grand Forks	49	130	9	4	192	2
172 Grand Forks	33	135	7	7	182	4
173 Grand Forks	13	80	6	1	100	1
174 Grand Forks	31	77	19	2	129	0
175 Christina Lake	76	136	9	2	223	2
176 Christina Lake	80	120	10	2	212	1
Total Ordinary Vote	10,376	15,456	3,072	352	29,256	208
Section 80.1	13	29	6	1	49	0
Absentee Votes (Sec. 117)	180	242	66	8	496	10
Absentee Votes (Sec. 118.1)	16	51	0	0	67	0
GRAND TOTALS	10,585	15,778	3,144	361	29,868	218
Percentage of Valid Votes	35.44	52.82	10.53	1.21	100.00	--

- *a MAP NO. 167568 (POLLS 10-28)
- *b MAP NO. 167589 (POLLS 13,14,24,27-35,41,42,119)
- *c MAP NO. 167570 (POLLS 34-119)
- *d MAP NO. 167571 (POLLS 89,105,118,119-121,123-126)
- *e MAP NO. 167572 (POLLS 89,123-131)
- *f MAP NO. 167573 (POLLS 130-143)
- *g MAP NO. 167574 (POLLS 132,135,142-145)
- *h MAP NO. 167575 (POLLS 135,145-155)
- *i MAP NO. 167576 (POLLS 2-9)
- *j MAP NO. 167577 (POLLS 161,162)



**Elections
British Columbia**

BOUNDARY -SIMILKAMEEN

1978 Redistribution Potting Divisions as Amended by Order in Council;
No. 2058 Date: NOV. 6/85

Area in square miles	5114
Area in square kilometres	13246
Electoral District Boundary	—————
Polling Division Boundary

0 5 10 15

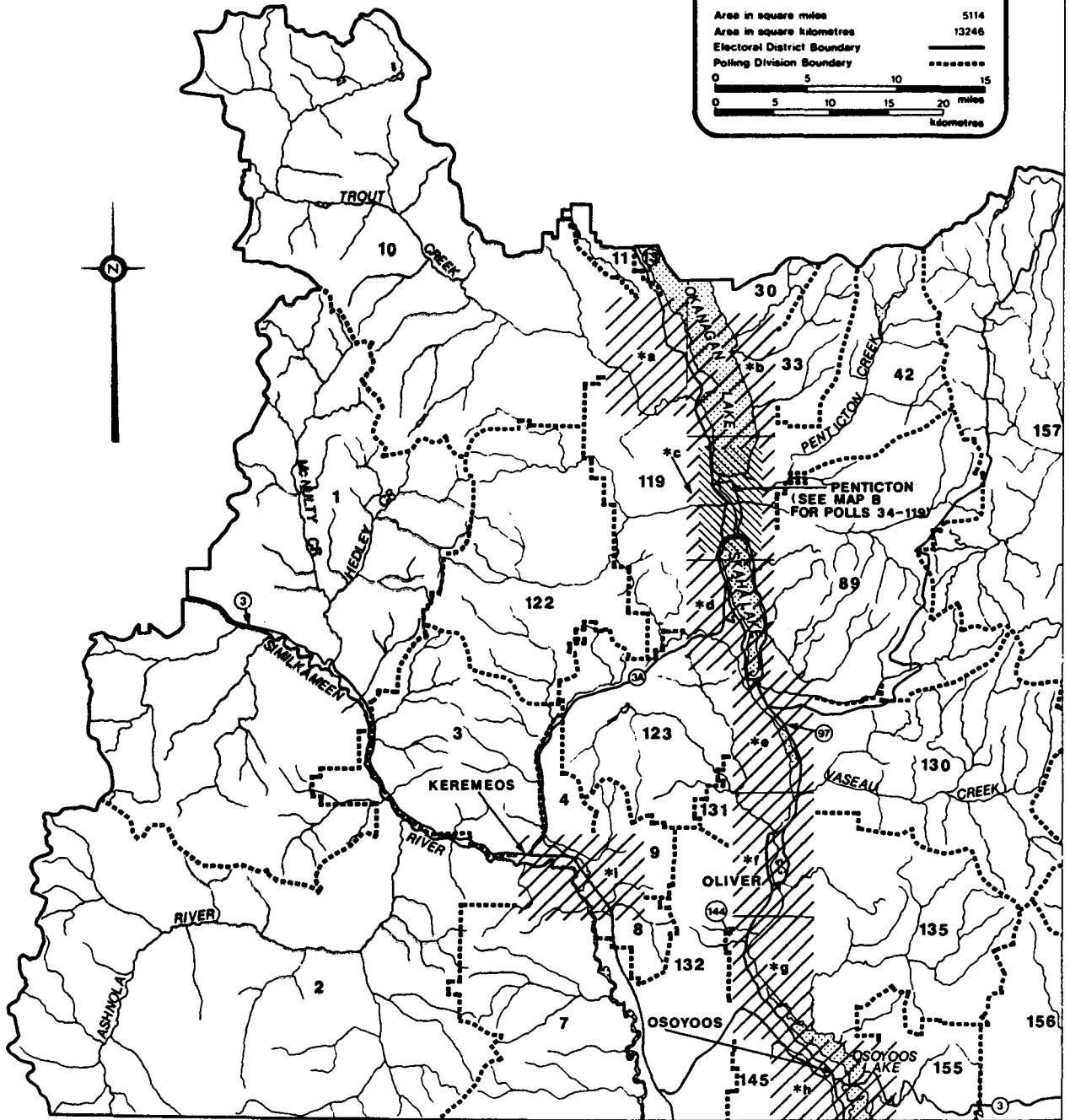
0 5 10 15 20

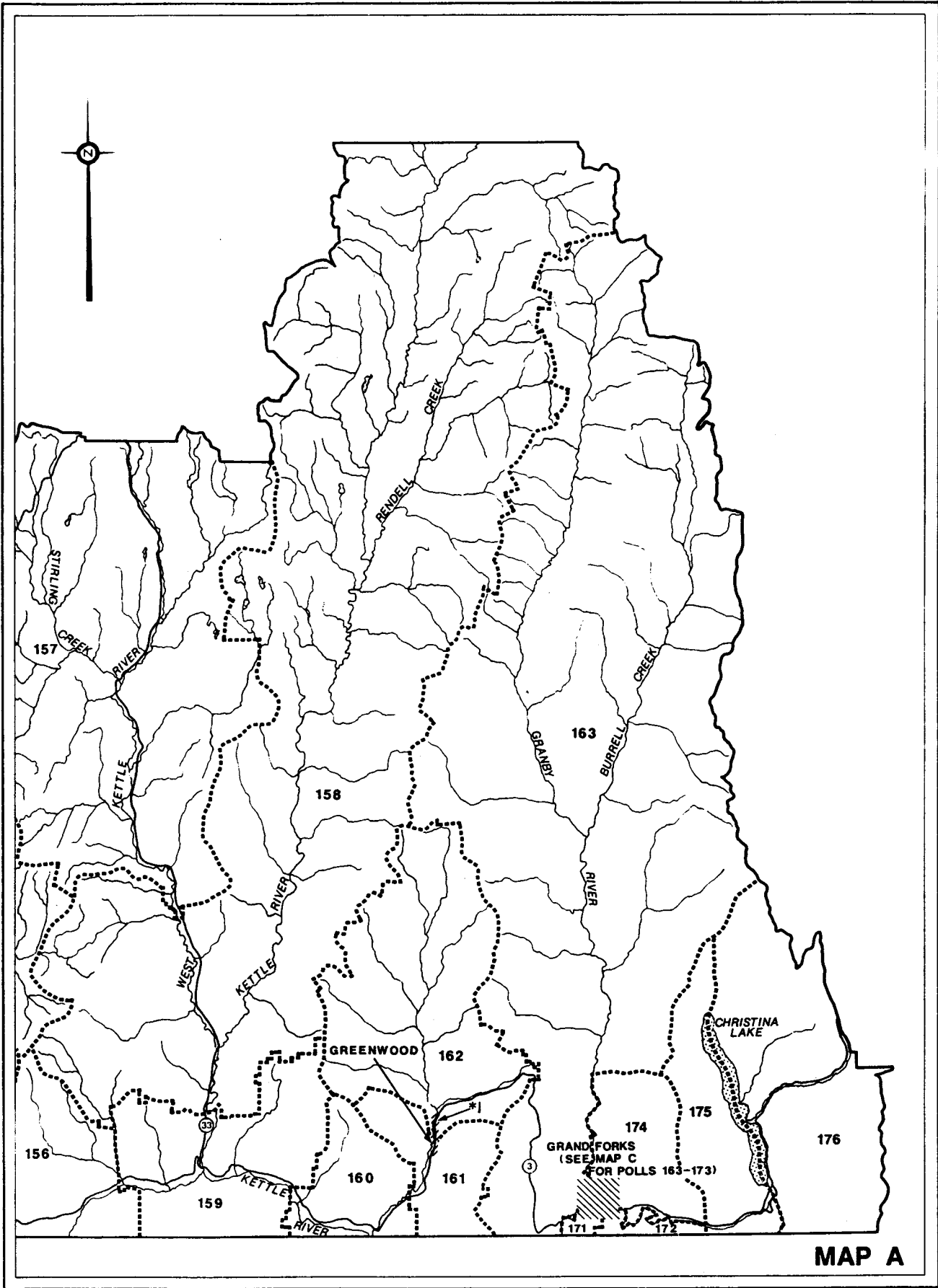
kilometres

0 5 10 15

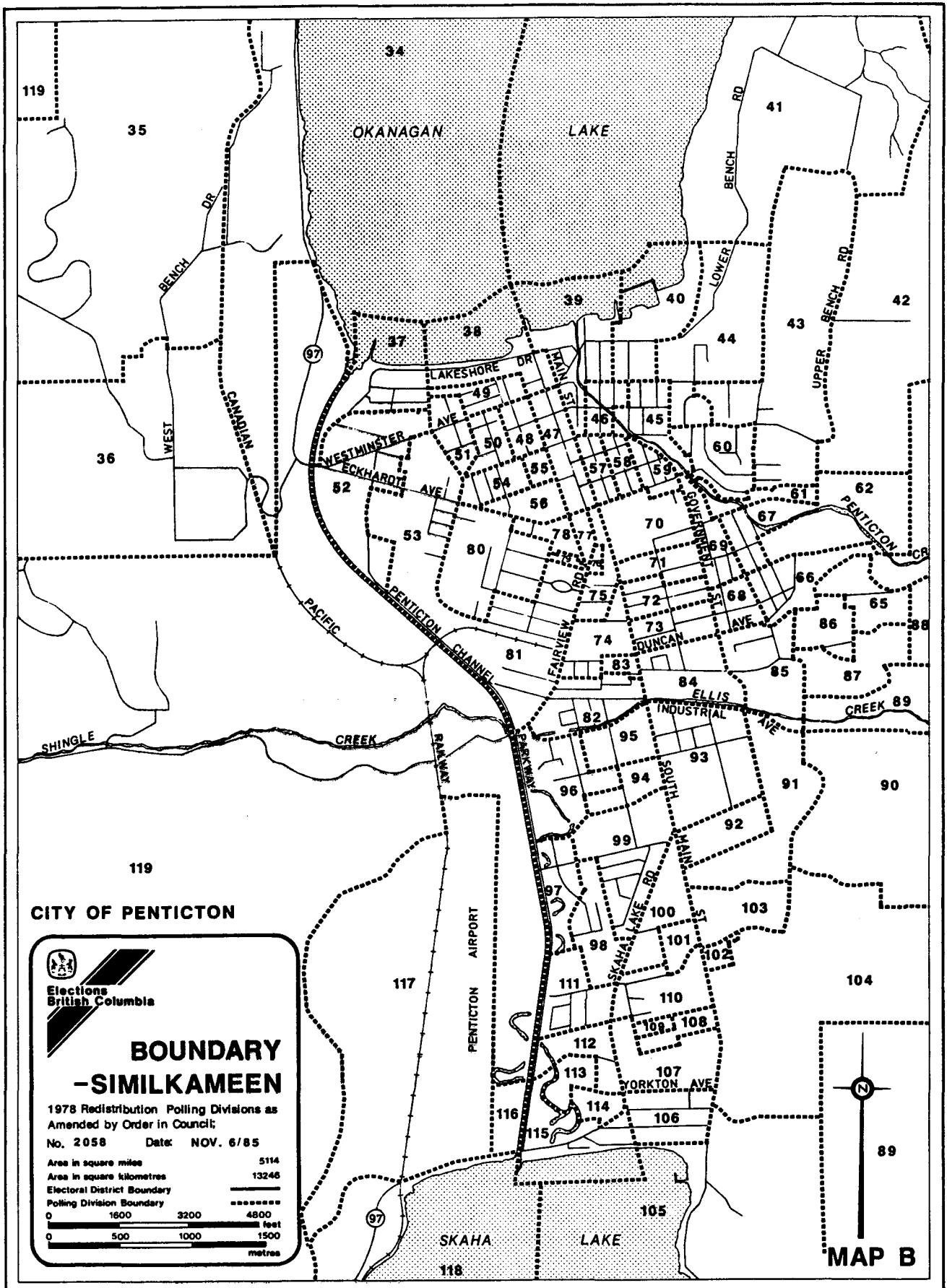
0 5 10 15 20

miles






MAP A



CITY OF PENTICTON


**Elections
British Columbia**

**BOUNDARY
-SIMLKAMEEN**

1978 Redistribution Polling Divisions as Amended by Order in Council;
 No. 2058 Date: NOV. 6/85

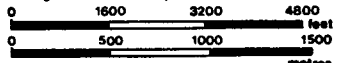
Area in square miles	5114
Area in square kilometres	13246
Electoral District Boundary	—————
Polling Division Boundary	-----

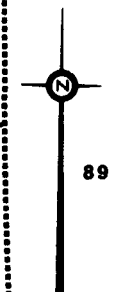
0 1600 3200 4800

0 500 1000 1500

feet

metres





MAP B



Elections
British Columbia

BOUNDARY - SIMILKAMEEN

1978 Redistribution, Polling Divisions as
Amended by Order in Council:

No. 2058 Date: NOV. 6/85

Area in square miles 5114

Area in square kilometres 13246

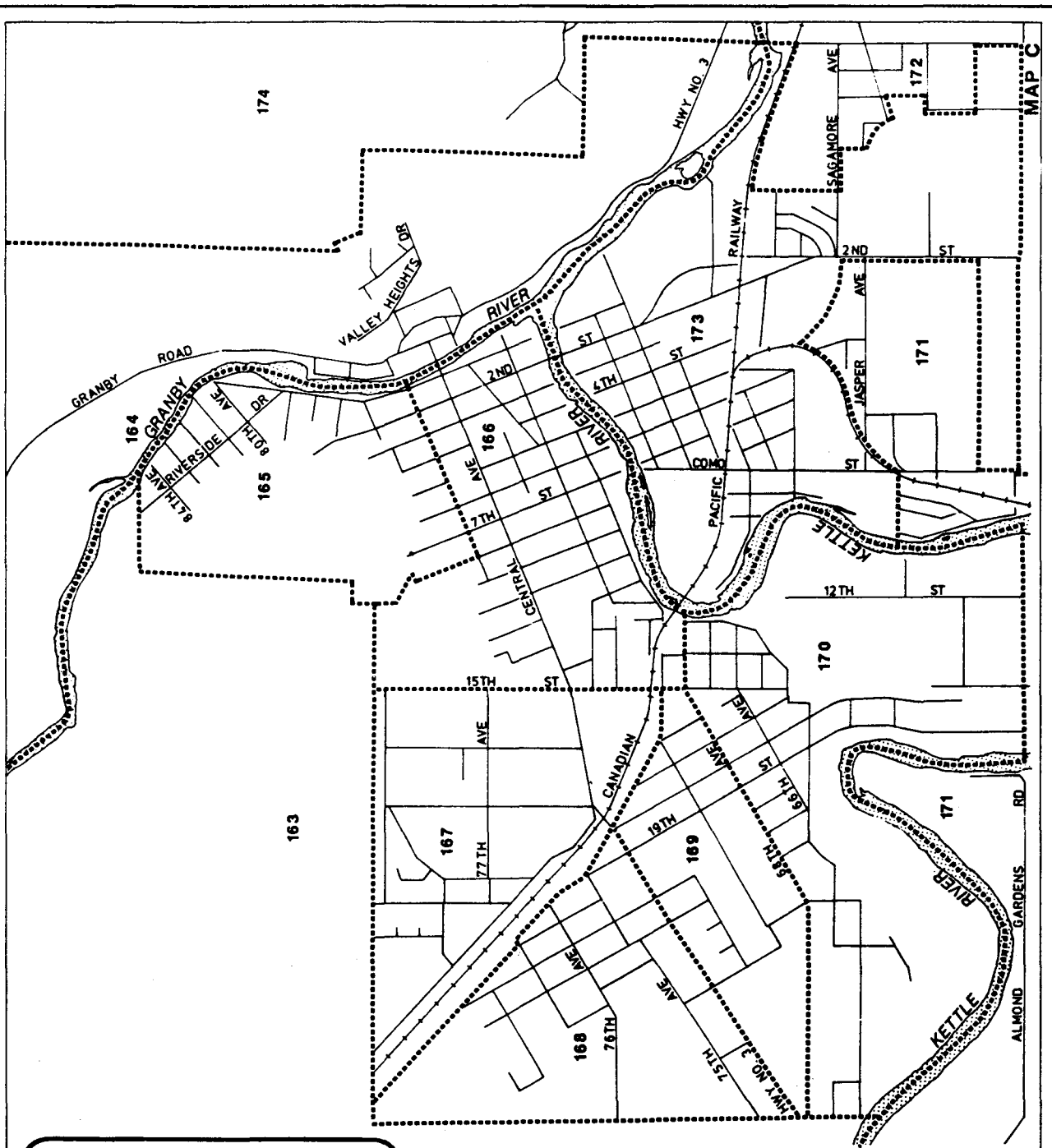
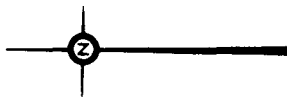
Electoral District Boundary

Polling Division Boundary

0 1000 2000 3000

0 250 500 750

feet metres



CITY OF GRAND FORKS

EXPENDITURES

CANDIDATES

FOX, Russ (SC)	\$ 147,851.07
BARLEE, Bill (NDP)	48,522.32
TYABJI, Judi (LIB.)	15,342.32
DOMER, Rus (GP)	<u>1,471.18</u>
Total	\$ 213,186.89

POLITICAL PARTIES

Social Credit	Nil
New Democrat (NDP)	\$ 18,983.00
The Liberal Party of Canada	422.99
Green Party	<u>200.00</u>
Total	\$ 19,605.99

**TOTAL ELECTION EXPENSES OF THE
CANDIDATES AND THEIR PARTIES:**

\$ 232,792.88

EXPENDITURES - ELECTION ADMINISTRATION

Returning Officer

Fees	7,661.60
Travel	1,884.27
Office Rental	4,299.58
Office Expenses	2,832.56
Printing	2,025.49
Office Staff Salaries	2,593.27
Advertising	678.46
Postage and Courier	191.70
Total	22,166.93

Election Clerk

Fees	5,746.20
Travel	34.34
Total	5,780.54

Poll Costs

Advance Poll Officials	3,915.00
Regular Poll Officials	43,980.00
Training	5,865.00
Poll Rental	8,220.00
Total	61,980.00

Registrar of Voters and Regional Coordinator

Registration/Collection Centre Rental	7,825.00
Registration Clerks Fees and Expenses	24,410.37
Registration Assistants Salaries	10,280.58
Regular Employees Overtime and Substitution	437.94
Total	42,953.89

Chief Electoral Office

Advertising	86,210.22
Travel	4,325.68
Printing	10,210.79
Courier	1,440.77
Overtime	441.77
Data Processing	57,000.00
Total	159,629.33

Grand Total	\$ 292,510.69
Cost per Registered Voter	\$ 6.77

STANDING OF POLITICAL PARTIES*

Social Credit	45
New Democrat	22
Independent	1
Vacant	1
Total Seats	69

* as of June 24, 1988

Queen's Printer for British Columbia©
Victoria, 1988