



ELECTIONS BC

Report of the Chief Electoral Officer

By-Elections

**Matsqui and Vancouver-Quilchena
Electoral Districts**

February 17, 1994

Statement of Votes

Province of
British Columbia

Ministry of
Attorney General

ELECTIONS BRITISH COLUMBIA

Chief Electoral Office
Third Floor, 1106 Cook Street
Victoria
British Columbia
V8V 1X4
Telephone: (604) 387-5305
Fax: (604) 387-3578

June 1994

The Honourable Emery O. Barnes
Speaker of the Legislative Assembly
Parliament Buildings
Victoria, British Columbia
V8V 1X4

Honourable Speaker:

I have the honour to submit the Report of the Chief Electoral Officer concerning the February 17, 1994, by-elections in the Matsqui Electoral District and the Vancouver-Quilchena Electoral District.

This Report is prepared pursuant to Section 5 (9) of the *Election Act*.

Respectfully submitted,



Robert A. Patterson
Chief Electoral Officer and
Registrar General of Voters

Table of Contents

Summary of By-Elections	1
-----------------------------------	---

Results of By-Elections

Matsqui Poll by Poll	3
Matsqui Electoral District Map	5

Vancouver-Quilchena Poll by Poll	6
Vancouver-Quilchena Electoral District Map	8

Expenditures

Candidates and Political Parties

Matsqui	9
Vancouver-Quilchena	9

Election Administration

Matsqui	10
Vancouver-Quilchena	11

Political Parties

Standings of	12
------------------------	----

Summary of By-Elections

Vacancies

The November 9, 1993, resignation of Art Cowie, the member for the Vancouver-Quilchena Electoral District, and the November 30, 1993, resignation of Peter A. Dueck, the member for the Matsqui Electoral District, created two vacancies in the membership of the Legislative Assembly.

Registration

Between January 6 and January 16, 1994, voter registration drives were carried out in both electoral districts.

The *Election Amendment Act, 1992*, provided for voting place voter registration and lowered the voting age to 18 years. It broadened the opportunities for voter registration to include registration in conjunction with ordinary voting, at advance voting, and at early voting.

Summary of Voter Registration Activity

	<u>Matsqui</u>	<u>Vancouver- Quilchena</u>
Voters Registered as of January 20, 1994 (Writ Day)	26,240	29,353
Voters Registering January 20-29, 1994 (Days 1-10)	521	269
Voters Registering at Voting Places	1,171	198
Voters Registered as of February 17, 1994 (Election Day)	27,932	29,820

The Electoral Event

On January 20, 1994, pursuant to Orders-in-Council 107 and 108, Writs of Election were issued by the Chief Electoral Officer to Chuck Wiebe and Peta Harakal, the respective Returning Officers for the Matsqui and Vancouver-Quilchena Electoral Districts. The Writs ordered that elections be held in each electoral district on February 17, 1994.

Friday, February 4, 1994, was designated as the day for the nomination of candidates; early voting in the offices of the Returning Officers commenced on Saturday, February 5, 1994; and four consecutive days of advance voting began on Wednesday, February 9, 1994.

13,252 voters voted in Matsqui and 10,983 voted in Vancouver-Quilchena. Voter turnout was 47.44% and 36.83% respectively.

Official Results

The official results for both elections were announced by the Returning Officers on Monday, March 7, 1994. **Michael G. de Jong** and **Gordon Campbell**, both endorsed by the Liberal Party of British Columbia, were declared duly elected as the members to represent, respectively, the Matsqui and Vancouver-Quilchena Electoral Districts in the Legislative Assembly.

An application for a judicial recount pursuant to Section 130 of the *Election Act* was filed on behalf of the Social Credit candidate in the electoral district of Matsqui. Mr. Justice H. D. Boyle denied the application. An appeal of this decision to the Court of Appeal was subsequently withdrawn.

On receipt of the Writs of Election and the Certificates of Election from the Returning Officers, the Chief Electoral Officer confirmed to the Deputy Attorney General the election of Mr. de Jong and Mr. Campbell.

Political Affiliations

Abbreviations

New Democratic Party of B.C.	NDP
B.C. Liberal Party	LIB
B.C. Social Credit Party	SC
Family Coalition Party of British Columbia	FCP
Gnu Democratic Rhino Reform	GDRR
Green Party Political Association of B.C.	GP
Independent	IND
Libertarian Party	LBN
Reform Party of British Columbia	RP
The Hospice Movement	HM

Poll by Poll Results - Matsqui

Polling Division	Fairall NDP	de Jong LIB	McCarthy SC	Toth FCP	Caine IND	Gamble RP	Peddemors HM	Total Valid	Rejected Votes	Registered Voters
EARLY VOTING	0	8	13	0	0	2	0	23	0	
ADVANCE POLL	27	182	196	6	3	61	1	476	4	
1	3	40	56	3	1	17	1	121	1	260
2	11	36	33	1	0	6	0	87	1	178
3	4	55	35	4	1	7	0	106	0	184
4	19	81	55	2	0	16	0	173	1	317
5	11	45	51	2	0	7	0	116	0	216
6	7	69	47	5	0	14	0	142	2	270
7	11	79	78	9	0	7	0	184	6	337
8	2	67	71	4	0	11	0	155	0	302
9	5	74	57	3	0	8	0	147	3	249
10	7	65	57	2	0	11	0	142	1	307
11	4	74	59	5	0	17	0	159	5	334
12	5	81	53	6	1	13	1	160	4	343
13	8	102	98	0	1	13	0	222	2	381
14	7	78	60	0	0	18	0	163	2	368
15	6	97	55	3	0	10	1	172	0	376
16	11	101	67	3	0	18	0	200	5	403
17	2	130	130	2	0	18	0	282	3	454
18	5	140	124	11	0	20	0	300	3	506
19	5	37	44	0	1	10	0	97	0	210
20	11	37	47	2	0	8	0	105	0	242
21	5	26	53	4	0	12	0	100	1	223
22	10	64	41	1	0	10	1	127	0	322
23	7	62	52	0	1	11	0	133	0	351
24	5	49	68	2	1	13	0	138	2	330
25	6	87	61	0	0	25	1	180	2	361
26	6	114	72	11	1	22	1	227	0	434
27	4	126	111	8	0	13	0	262	0	500
28	5	53	60	2	0	12	0	132	0	313
29	8	64	52	4	0	15	1	144	1	374
30	10	42	65	4	2	24	0	147	0	300
31	5	36	62	2	0	13	0	118	2	286
32	4	57	113	4	0	18	0	196	2	296
33	8	27	55	1	0	10	0	101	3	249
34	1	32	51	0	0	12	0	96	1	230
35	3	30	30	3	0	6	0	72	1	266
36	8	47	51	4	0	9	0	119	0	321
37	9	27	20	3	0	14	0	73	0	283
38	2	36	66	5	0	18	0	127	2	285
39	1	29	21	0	2	7	0	60	2	265
40	12	38	16	5	0	10	0	81	1	295
41	11	118	104	1	0	30	0	264	0	487
42	8	66	54	1	0	14	0	143	2	306
43	3	17	22	0	0	4	0	46	2	202
44	10	35	32	0	0	4	0	81	1	214
45	17	37	62	2	0	19	0	137	3	236
46	10	36	65	2	1	12	0	126	3	347
47	2	34	33	3	0	17	0	89	2	299
48	3	43	31	0	2	8	0	87	0	277
49	17	57	60	5	0	14	1	154	2	356
50	5	24	60	1	0	15	0	105	2	183
51	5	68	53	5	1	14	0	146	2	342
52	6	50	63	1	1	11	0	132	0	326
53	9	61	129	1	0	23	0	223	0	391
54	6	85	89	7	0	17	0	204	1	363
55	10	78	52	1	1	10	0	152	3	347
56	3	40	70	2	0	22	0	137	3	312
57	2	50	76	0	0	13	0	141	2	353
58	9	32	45	3	1	8	0	98	9	280
59	7	60	104	3	0	20	0	194	1	348
60	2	21	31	1	0	3	0	58	1	260
61	3	56	56	3	0	10	0	128	0	264
62	0	33	47	2	1	4	0	87	1	234
63	7	56	33	2	0	8	0	106	1	233

Poll by Poll Results - Matsqui cont'd.

Polling Division	Fairall NDP	de Jong LIB	McCarthy SC	Toth FCP	Caine IND	Gamble RP	Peddemors HM	Total Valid	Rejected Votes	Registered Voters
64	4	55	43	2	0	13	0	117	2	256
65	6	66	56	2	0	19	0	149	0	369
66	4	32	65	5	0	23	0	129	5	314
67	13	42	36	2	1	21	1	116	1	308
68	10	69	66	4	0	15	0	164	1	351
69	3	45	64	6	0	14	0	132	3	317
70	6	41	30	5	1	11	0	94	0	199
71	8	46	48	1	1	11	0	115	1	292
72	2	52	67	0	1	16	1	139	3	321
73	12	80	61	3	0	18	0	174	2	306
74	3	59	43	5	1	13	0	124	2	317
75	7	85	54	4	1	6	0	157	2	309
76	6	54	56	3	1	5	0	125	2	294
77	22	51	27	1	0	18	0	119	2	324
78	0	10	17	0	1	9	0	37	3	76
79	3	34	18	1	0	5	0	61	0	201
80	4	41	22	1	0	4	0	72	0	188
81	8	54	42	3	0	18	0	125	4	366
82	9	55	47	5	1	10	0	127	0	290
83	4	54	40	10	1	12	1	122	3	339
84	7	32	65	2	0	12	1	119	2	217
85	9	60	62	2	1	9	1	144	5	374
86	6	44	39	5	0	20	0	114	1	294
87	1	65	64	8	0	8	0	146	2	255
88	4	58	17	4	0	6	0	89	6	259
89	1	55	70	3	0	12	2	143	0	313
90	2	73	70	4	1	8	0	158	7	301
91	0	81	62	2	0	6	1	152	0	330
92	5	78	71	0	0	19	1	174	4	371
Total Ordinary	614	5,452	5,399	275	35	1,247	18	13,040	167	27,932
Section 80.1	0	0	0	0	0	0	0	0	0	
Absentee Section 115 *	0	0	0	0	0	0	0	0	0	
Absentee Section 117 *	2	12	23	0	1	3	0	41	4	
Absentee Section 118 *	0	0	0	0	0	0	0	0	0	
Absentee Section 118.1 *	0	0	0	0	0	0	0	0	0	
Grand Totals	616	5,464	5,422	275	36	1,250	18	13,081	171	27,932
Percentage of valid votes	4.71%	41.77%	41.45%	2.10%	0.28%	9.55%	0.14%	100.00%		

REGISTERED VOTERS WHO VOTED: 13,252 (47.44% of registered voters)

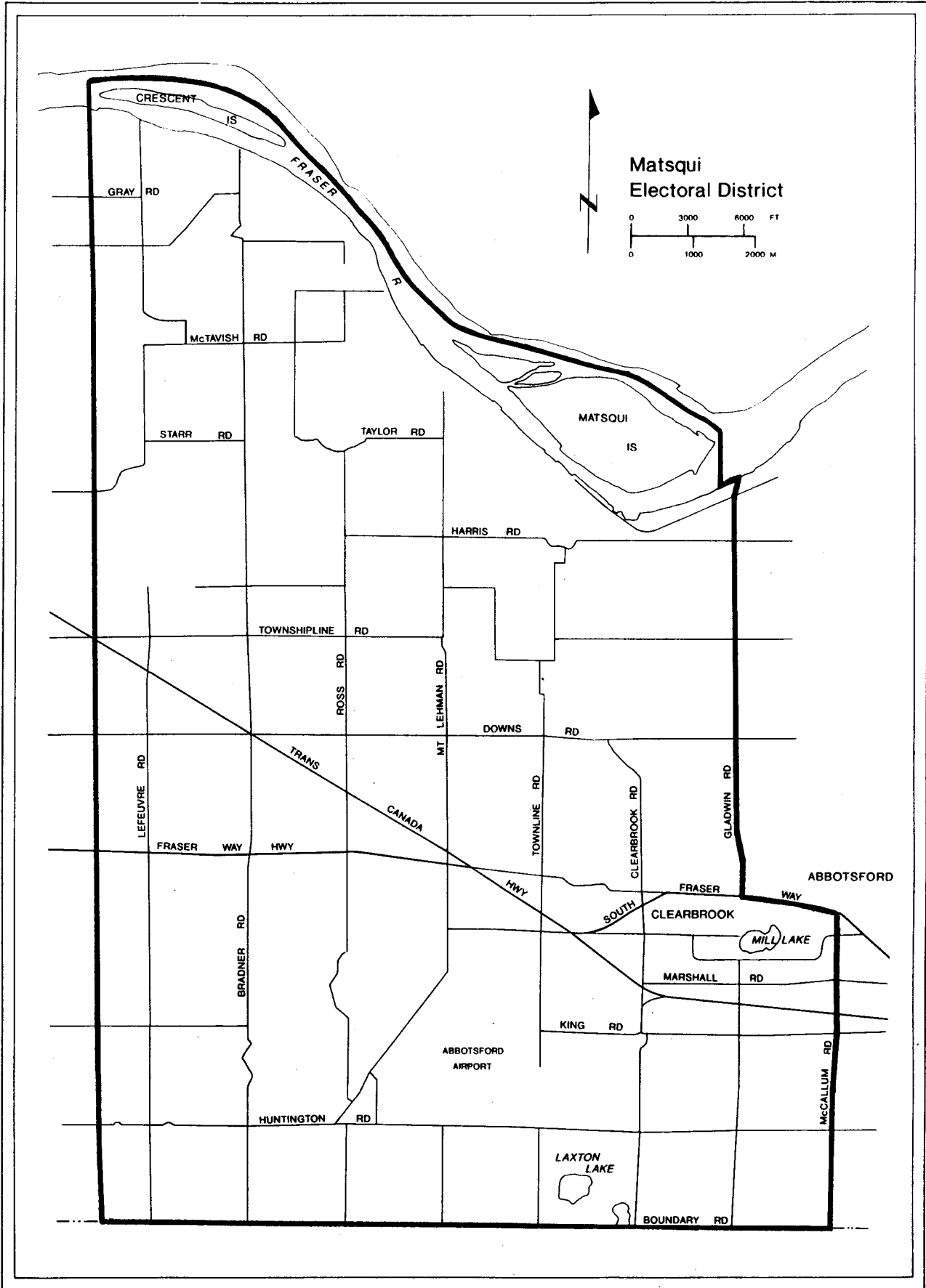
SUMMARY

Ordinary Votes	99.69% of Total Valid Votes
Absentee Votes	0.31% of Total Valid Votes
Rejected Votes	1.29% of Total Votes Considered

Ballot Envelopes Unopened: 3

Candidate Elected: **Michael G. de Jong [Liberal]**

* Results combined to maintain the secrecy of the votes.



Poll by Poll Results - Vancouver-Quilchena

Polling Division	Wain NDP	Campbell LIB	Weissenbacher SC	Low FCP	McDonald GDRR	Parker GP	Boytinck LBN	Total Valid	Rejected Votes	Registered Voters
EARLY VOTING	2	6	5	0	0	0	0	13	0	
ADVANCE POLL										
Dunbar Community Centre	55	198	30	5	0	11	2	301	2	
Kerrisdale Community Ctr.	26	209	40	2	1	9	3	290	1	
1	46	53	11	0	0	9	0	119	0	314
2	31	68	9	1	1	3	1	114	1	358
3	25	66	13	1	0	5	0	110	0	299
4	37	74	12	5	2	11	2	143	0	387
5	24	71	7	2	1	11	0	116	0	371
6	45	82	12	0	1	6	1	147	1	421
7	21	49	9	0	0	8	2	89	0	286
8	23	53	9	0	1	3	0	89	1	294
9	14	93	14	1	0	7	1	130	3	319
10	17	84	35	3	0	7	0	146	0	386
11	12	67	8	0	1	0	0	88	1	293
12	12	53	15	0	1	5	0	86	0	351
13	19	70	23	3	2	6	1	124	3	294
14	8	73	20	1	0	3	2	107	0	328
15	7	55	11	0	2	0	1	76	0	264
16	12	85	24	4	1	2	0	128	0	393
17	5	59	10	0	0	2	0	76	1	256
18	8	92	12	0	1	4	0	117	2	330
19	0	76	15	0	0	2	3	96	0	329
20	6	94	10	1	1	4	11	127	0	319
21	21	149	32	2	0	1	2	207	1	606
22	4	38	5	0	1	1	0	49	1	106
23	8	89	16	2	0	1	1	117	2	388
24	16	104	31	0	0	5	2	158	1	377
25	10	91	14	0	0	6	0	121	3	327
26	26	77	12	1	1	8	2	127	1	387
27	21	70	4	4	1	8	4	112	0	359
28	31	82	12	2	1	7	2	137	1	349
29	11	73	20	0	0	2	0	106	0	326
30	22	85	16	3	3	5	1	135	0	361
31	25	80	11	2	0	6	1	125	1	355
32	16	75	8	2	1	7	0	109	1	325
33	25	68	12	0	0	9	1	115	0	329
34	16	71	13	2	1	5	2	110	0	319
35	12	77	16	1	0	2	0	108	0	337
36	10	110	21	0	1	2	0	144	2	336
37	9	74	7	1	0	1	0	92	0	398
38	3	70	27	0	0	0	1	101	2	287
39	10	82	20	2	1	1	2	118	0	311
40	0	67	10	0	0	1	3	81	2	270
41	2	66	15	0	1	0	0	84	5	248
42	3	83	23	0	0	2	1	112	0	342
43	7	90	14	0	0	4	4	119	2	337
44	11	85	13	1	1	0	0	111	0	334
45	9	90	15	0	2	11	0	127	0	339
46	6	106	24	0	2	0	0	138	1	346
47	16	62	19	0	2	8	0	107	0	340
48	8	91	19	1	1	7	0	127	1	369
49	16	86	17	0	2	2	3	126	2	388
50	23	67	13	0	0	5	3	111	0	309
51	22	65	19	2	1	4	0	113	2	315
52	8	93	21	1	0	1	1	125	0	344
53	15	65	17	4	2	6	2	111	1	303
54	26	95	6	0	1	12	1	141	1	355
55	6	80	11	0	0	5	1	103	0	304
56	14	59	17	0	2	7	1	100	0	329
57	10	78	10	5	2	8	1	114	1	364
58	12	71	32	0	0	5	2	122	0	342
59	16	103	15	1	0	2	0	137	0	356
60	18	83	21	3	0	0	1	126	1	362

Poll by Poll Results - Vancouver-Quilchena cont'd.

Polling Division	Wain NDP	Campbell LIB	Weissenbacher SC	Low FCP	McDonald GDRR	Parker GP	Boytinck LBN	Total Valid	Rejected Votes	Registered Voters
61	9	60	22	0	0	2	0	93	1	353
62	11	70	17	1	0	5	0	104	0	313
63	13	95	25	1	1	0	1	136	2	416
64	21	61	14	0	0	5	2	103	0	380
65	9	74	21	1	2	1	0	108	1	271
66	14	88	17	0	1	4	0	124	0	345
67	18	61	14	0	3	2	1	99	1	494
68	18	60	17	1	0	1	1	98	0	357
69	6	110	17	2	0	3	0	138	1	356
70	21	49	8	1	0	5	0	84	1	281
71	14	82	21	2	0	5	0	124	1	329
72	6	113	13	0	1	6	2	141	1	328
73	2	65	20	0	0	4	0	91	0	321
74	2	68	28	0	0	2	0	100	1	432
75	12	71	13	0	0	6	0	102	2	327
76	7	102	34	1	0	3	3	150	0	362
77	12	99	13	0	0	3	2	129	0	371
78	14	45	25	0	1	9	1	95	0	341
79	19	69	13	0	0	2	0	103	0	366
80	14	71	23	0	1	3	1	113	2	362
81	23	56	19	0	0	13	0	111	0	341
82	19	66	8	0	0	2	0	95	0	298
83	10	90	16	0	0	4	0	120	0	388
84	15	72	23	0	1	1	0	112	0	341
85	3	83	22	0	0	5	1	114	0	325
86	8	89	21	1	1	5	0	125	0	304
87	4	82	18	2	1	4	0	111	0	268
88	6	79	11	0	0	1	0	97	0	279
Total Ordinary	1,329	7,210	1,515	84	59	391	90	10,678	65	29,820
Section 80.1	0	0	0	0	0	0	0	0	0	
Absentee Section 115	0	0	0	0	0	0	0	0	0	
Absentee Section 117	15	160	18	4	1	4	0	202	5	
Absentee Section 118 *	0	0	0	0	0	0	0	0	0	
Absentee Section 118.1 *	2	26	3	1	1	0	0	33	0	
Grand Totals	1,346	7,396	1,536	89	61	395	90	10,913	70	29,820
Percentage of valid votes	12.33%	67.77%	14.07%	0.82%	0.56%	3.62%	0.83%	100.00%		

REGISTERED VOTERS WHO VOTED: 10,983 (36.83% of registered voters)

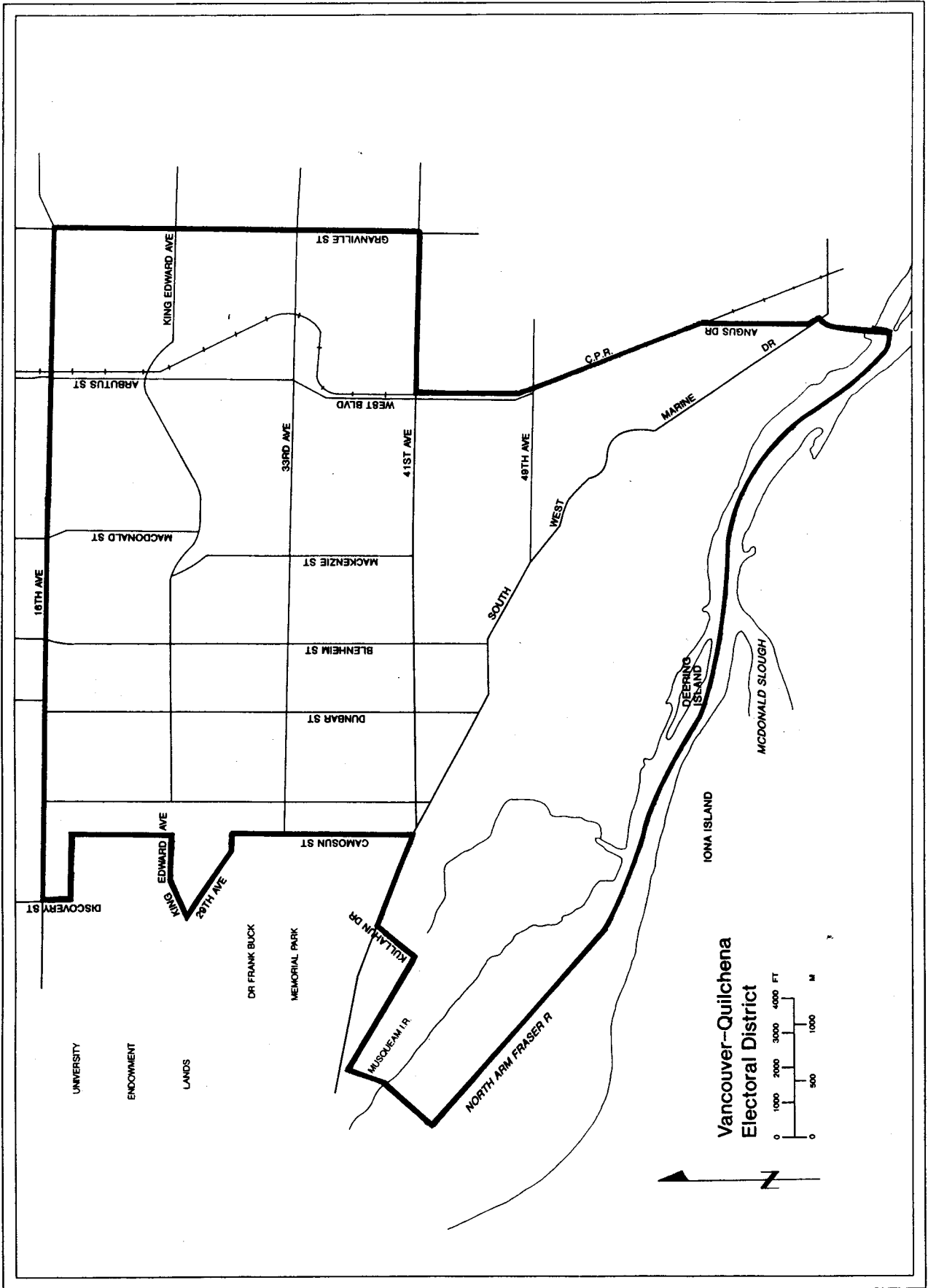
SUMMARY

Ordinary Votes	97.85% of Total Valid Votes
Absentee Section 117	1.85% of Total Valid Votes
Absentee Section 118 and 118.1	0.30% of Total Valid Votes
Rejected Votes	0.64% of Total Votes Considered


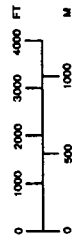
Ballot Envelopes Unopened: 4

Candidate Elected: **Gordon Campbell [Liberal]**

* Results combined to maintain the secrecy of the votes.



Vancouver-Quilchena
Electoral District



By-Election Expenditures - Candidates and Political Parties
Matsqui and Vancouver-Quilchena

Candidates:

Matsqui

Fairall, Lynn J.	(NDP)	5,280.16
de Jong, Michael G.	(Liberal)	49,798.01
McCarthy, Grace Mary	(Social Credit)	39,904.68
Toth, Kathleen	(Family Coalition)	7,012.83
Caine, Victoria	(Independent)	57.62
Gamble, Ron	(Reform)	964.20
Peddemors, J. Hendrie	(Hospice Movement)	3,214.00
Total election expenses of candidates in Matsqui		\$ 106,231.50

Vancouver-Quilchena

Wain, Fiona	(NDP)	10,004.08
Campbell, Gordon	(Liberal)	44,006.60
Weissenbacher, Sonja	(Social Credit)	17,445.45
Lowe, Darren	(Family Coalition)	668.13
McDonald, Ronald	(Gnu Democratic Rhino Reform)	NIL
Parker, Stuart	(Green)	4,766.09
Boytinck, Walter	(Libertarian)	400.00
Total election expenses of candidates in Vancouver-Quilchena		\$ 77,290.35

Total election expenses of candidates in Matsqui and Vancouver-Quilchena	\$ 183,521.85
---	----------------------

Political Parties:

New Democratic Party of B.C.	(NDP)	69,375.55
B.C. Liberal Party	(LIB)	61,610.02
B.C. Social Credit Party	(SC)	136,195.17
Family Coalition Party of British Columbia	(FC)	7,655.96
Green Party Political Association of B.C.	(GN)	NIL
Libertarian Party	(LIBTN)	336.30
Reform Party of British Columbia	(REF)	55,818.31
Total election expenses of political parties		\$ 330,991.31

Expenditures-Election Administration - Matsqui

Returning Officer

Fees, Travel and Training	8,799
Office Rental and Utilities	5,656
Office Expenses	3,566
Printing	691
Office Staff Salaries	8,513
Advertising	782
Postage and Courier	95
Telephone	2,904
Total \$	31,006

Election Clerk

Fees and Travel	Total \$ 6,369
-----------------	-----------------------

Voting

Early and Advance Voting Officials	3,455
Regular Voting Officials	32,895
Training	4,860
Voting Place Rentals	<u>4,046</u>
Total \$	45,256

Registrar of Voters and Regional Coordinator

Registration/Collection Centre Rentals	Nil
Registration Clerks' Fees and Expenses	14,772
Registration Assistants' Salaries	44,237
Regular Employees' Overtime and Substitution	968
Travel	245
Voters List Printing	<u>2,182</u>
Total \$	62,404

Chief Electoral Office

Advertising	69,709
Travel	707
Printing	1,026
Postage and Courier	12,061
Overtime	416
Data Processing	15,226
Office Expenses	1,956
Temporary Staff Salaries	<u>2,532</u>
Total \$	103,633

Grand Total	\$ 248,668
Cost per Registered Voter	\$ 8.90

Expenditures-Election Administration - Vancouver-Quilchena

Returning Officer

Fees, Travel and Training	8,569
Office Rental and Utilities	4,109
Office Expenses	2,130
Printing	1,219
Office Staff Salaries	10,150
Advertising	678
Postage and Courier	101
Telephone	<u>2,388</u>
Total \$	29,344

Election Clerk

Fees and Travel	Total \$ 6,272
-----------------	-----------------------

Voting

Early and Advance Voting Officials	3,340
Regular Voting Officials	33,520
Training	4,780
Voting Place Rentals	<u>5,680</u>
Total \$	47,320

Registrar of Voters and Regional Coordinator

Registration/Collection Centre Rentals	675
Registration Clerks' Fees and Expenses	17,462
Registration Assistants' Salaries	44,438
Regular Employees' Overtime and Substitution	507
Travel	28
Voters List Printing	<u>2,713</u>
Total \$	65,823

Chief Electoral Office

Advertising	65,946
Travel	1,117
Printing	1,026
Postage and Courier	11,890
Overtime	416
Data Processing	12,602
Office Expenses	1,558
Temporary Staff Salaries	<u>2,532</u>
Total \$	97,087

Grand Total	\$ 245,846
Cost per Registered Voter	\$ 8.24

Standings of Political Parties*

New Democratic Party of B.C.	51
B.C. Liberal Party	15
B.C. Social Credit Party	6
Progressive Democratic Alliance	2
Independent	<u>1</u>
Total Seats	75

* as of March 7, 1994



